
DistractMIA: Black-Box Membership Inference on Vision-Language Models via Semantic Distraction

Hongyi Tang*

The Hong Kong University of Science and Technology
htangat@connect.ust.hk

Zhihao Zhu*

The Hong Kong University of Science and Technology
zhihaozhu@ust.hk

Yi Yang

The Hong Kong University of Science and Technology
imyyang@ust.hk

Abstract

Vision-language models (VLMs) are trained on large-scale image-text corpora that may contain private, copyrighted, or otherwise sensitive data, motivating membership inference as a tool for training-data auditing. This is especially challenging for deployed VLMs, where auditors typically observe only generated textual responses. Existing VLM membership inference attacks either rely on probability-level signals unavailable in such settings, or use mask-based semantic prediction tasks whose effectiveness depends on object-centric visual assumptions. To address these limitations, we propose DistractMIA, an output-only black-box framework based on semantic distraction. Rather than removing visual evidence, DistractMIA preserves the original image, inserts a known semantic distractor, and measures how generated responses change. This design is motivated by the intuition that member samples remain more anchored to the original image semantics, while non-member samples are more easily redirected toward the distractor. To make this signal reliable, DistractMIA calibrates distractor configurations on a reference set and derives membership scores from repeated textual generations, capturing response stability and distractor uptake without accessing logits, probabilities, or hidden states. Experiments across multiple VLMs and benchmarks show that DistractMIA consistently outperforms both output-only and stronger-access baselines. Its performance on a medical benchmark further demonstrates applicability beyond object-centric natural images.

1 Introduction

Recent advances in vision-language models (VLMs) have enabled strong performance in tasks such as visual question answering, image captioning, and multimodal reasoning [1–3]. These capabilities are largely driven by training on massive image-text corpora collected from diverse sources [4, 5]. However, such data may contain private photographs, medical images, copyrighted content, or user-uploaded data, raising serious concerns about whether sensitive or proprietary images have been memorized by deployed models [6, 7]. This creates a growing need for privacy auditing tools that

*Equal contribution.

can assess the exposure of individual training examples. Membership inference attacks (MIAs), which aim to determine whether a specific data sample was included in the training dataset of a target model [8, 9], provide a natural framework for auditing training-data privacy risks in VLMs.

However, existing MIAs are often mismatched with realistic VLM auditing scenarios. Many strong attacks rely on likelihood-based or internal signals, such as token probabilities, losses, or hidden representations [10, 11]. These assumptions are difficult to satisfy for deployed VLM services, where users typically observe only textual responses to image-text queries. Recent output-only VLM attacks, such as KCMP, move closer to this setting by constructing mask-based semantic prediction tasks and inferring membership from whether the model can recover masked object or color information [12].

Despite this progress, mask-based semantic prediction still faces two key limitations. A correct prediction after masking does not necessarily indicate memorization: the model may recover the answer from residual visual cues, surrounding context, or general visual-language priors. Moreover, its effectiveness depends on the availability of clearly identifiable semantic entities, the quality of the mask, and the design of the prediction task. This can limit its applicability to images with low semantic diversity or weakly separable structures, such as medical scans or document images, where constructing informative mask-based probes becomes substantially more difficult [12, 13].

To address these limitations, we propose DistractMIA, a output-only semantic distraction framework for black-box VLM membership inference. Instead of removing visual evidence and relying on reconstruction accuracy, DistractMIA preserves the original image and introduces an additional, known semantic distractor. This shifts the probe from semantic completion to semantic distraction. The key intuition is that membership can be reflected in how strongly the model’s generation remains tied to the original image when a distracting semantic cue is introduced. Since the distractor is externally introduced, our method does not rely on the presence of clearly segmentable objects in the original image, making it applicable beyond natural images with rich object semantics.

This semantic-distraction design raises two key challenges. First, the effect of a distractor depends on its visual form, location, and size. A weak distractor may fail to induce observable response changes, while an overly dominant one may overwhelm the original image for both members and non-members. Second, output-only access requires membership evidence to be extracted solely from generated text. Since VLM responses are stochastic and language-mediated, the method needs to convert changes in textual behavior into reliable membership features. To address these challenges, DistractMIA first uses an independent calibration set to automatically search for distractor configurations that better separate member and non-member behavior, and then freezes the selected configuration for evaluation. With this configuration fixed, it performs repeated queries on both the original and distracted images, allowing the attack to estimate stable text-level behavioral patterns rather than relying on a single response. From these responses, DistractMIA extracts output-only behavioral features, including response stability and distraction-induced changes, and aggregates them into a membership score for the target image. The attack relies solely on generated text and does not require logits, token probabilities, or internal representations.

We evaluate DistractMIA on three representative VLMs, including LLaVA-1.5 [14], MiniGPT-4 [15], and LLaMA2-Accessory [16], using the VL-MIA/Flickr and VL-MIA/DALL-E benchmarks [17]. DistractMIA consistently outperforms output-only baselines and also surpasses stronger probability-access methods. For example, on VL-MIA/Flickr, DistractMIA improves the average AUROC from 0.556 for the strongest output-only baseline to 0.916 under $K = 10$ set-level evaluation. This gain suggests that the distraction-induced membership signal is stable across samples and can be amplified through aggregation. To better understand this signal, we analyze attention shifts under semantic distraction and find that non-member samples exhibit larger shifts toward inserted distractors, while member samples remain more anchored to the original image semantics. We further evaluate DistractMIA on a medical-domain benchmark, where object-centric probing is difficult to apply, and find that semantic distraction remains effective for images with weaker object boundaries.

The contributions of this paper are three-fold:

- We identify distractor-induced response shift as an output-observable membership signal for VLMs, showing that membership can be inferred from how generated responses change after inserting a known semantic distractor.
- We develop DistractMIA, a calibrated output-only framework for translating semantic-distraction behavior into membership scores. It uses automatic distractor configuration search to select

reliable distractions, and text-level scoring to extract stable membership evidence from stochastic VLM generations.

- We evaluate DistractMIA across multiple VLMs, benchmarks, and a medical-domain setting, demonstrating strong performance across diverse evaluation scenarios and consistently outperforming both output-only and stronger-access baselines.

2 Related Work

Membership inference attacks (MIAs) aim to determine whether a given sample was included in the training data of a target model [18]. Existing methods mainly differ in how they extract membership signals from model behavior [19]. In vision-language models (VLMs), this problem becomes particularly challenging because deployed systems usually expose only generated text, while the outputs themselves can vary substantially across repeated queries [17]. In this work, we focus on the practical black-box setting [12], where the attacker can query the target VLM but cannot access model parameters, gradients, logits, or token probabilities.

2.1 White-box and Gray-box Membership Inference

Early MIA methods were primarily studied under white-box or gray-box assumptions, where the attacker has access to internal model statistics such as prediction confidence, loss values, likelihood scores, hidden states, or gradients [8, 19, 20]. These approaches were first developed for classification models and were later extended to large language models (LLMs) and VLMs.

In LLMs, many methods rely on token-level statistics such as likelihood, entropy, or Min-K% to distinguish member from non-member samples [21, 17, 22]. Under stronger white-box assumptions, prior work has also explored hidden-state similarity, intermediate representations, and attention activations as indicators of memorization behavior [23, 11, 24]. More recently, similar ideas have been adapted to VLMs, including methods based on Rényi entropy, token probability distributions, and embedding similarity [17, 25].

A common limitation of these methods is their dependence on structured model outputs and relatively stable output distributions. In practical VLM deployments, however, commercial systems often expose only free-form textual responses rather than logits or token probabilities. In addition, the stochastic nature of text generation can lead to substantially different outputs for the same image across repeated queries, which weakens the reliability of probability-based membership signals.

2.2 Black-box Membership Inference for Vision-Language Models

To reduce dependence on internal model access, recent work has explored black-box membership inference based on input perturbations, such as Gaussian noise, color jitter, random cropping, and data augmentation [26, 27]. Membership signals are constructed by observing how model outputs respond to small input changes; however, these low-level visual perturbations do not substantially alter image semantics, making the resulting signals weak and unstable.

Other approaches perform stronger semantic-level interventions, for example by masking image regions and asking the model to infer the missing content [12]. While these methods can amplify memorization effects, their effectiveness depends on whether the remaining image still preserves sufficient semantic information. In low-semantic-density domains such as medical images, masking important regions can easily produce generic outputs, making membership signals unreliable [12, 13].

DistractMIA differs from existing methods in how the membership signal is constructed. Rather than relying on probability-based statistics or removing information from the image, our method inserts small semantic distractors and measures output-level changes in the generated descriptions. This makes DistractMIA complementary to existing output-only VLM MIAs, which mainly rely on prediction correctness under constructed visual tasks.

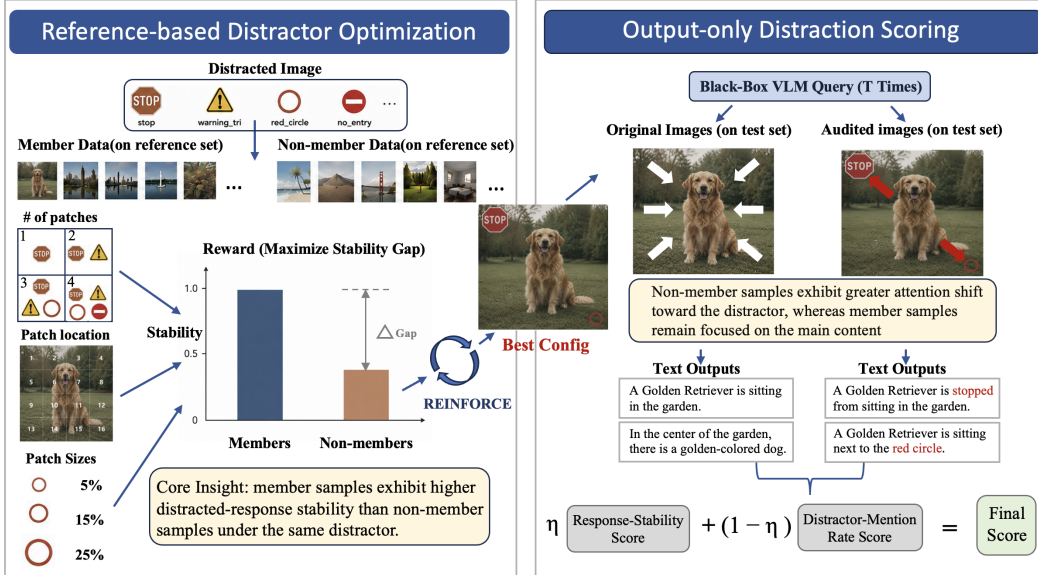


Figure 1: Overview of DistractMIA. Semantic distractors are applied to images to evaluate VLM output stability for membership inference.

3 Methodology

3.1 Problem Formulation

Given a target vision-language model M and an audited image x , image-level membership inference aims to determine whether x was included in the training data of M . The adversary queries the model with x and a prompt q , and observes the generated response $y \sim M(x, q)$. The attack then outputs a membership score $s(M, x)$, where a larger score indicates stronger evidence of membership.

We consider a calibrated output-only black-box setting. The adversary can query the target VLM and observe only generated text, without access to model parameters, gradients, logits, or hidden representations. Following prior work that uses reference data for membership calibration [11, 28], we assume access to a small reference set from a public and easily obtainable source, such as COCO [29]. The reference set is used only to select distractor configurations and is disjoint from the final evaluation set. For many deployed or publicly available models, the use of common public datasets is documented, making such datasets suitable reference sources for calibration [30, 31].

3.2 Overview of DistractMIA

DistractMIA infers membership based on the stability of VLM generations under semantic distraction. Prior studies have shown that large models can memorize training examples, leading to more stable or over-confident behavior on seen data [32, 33]. In VLMs, such memorization may manifest as stronger anchoring to the original image semantics. Motivated by this observation, DistractMIA inserts an external semantic distractor while preserving the original image content. Member images tend to remain more stable under distraction, whereas non-member images are more likely to exhibit larger changes in their generated descriptions. Figure 1 provides an overview of the framework.

The method has two stages. In the calibration stage, DistractMIA searches for a distractor configuration that exposes a consistent generation-stability gap between member and non-member samples in a small reference set. The selected configuration is fixed after this stage. In the inference stage, DistractMIA applies the selected distractor to each audited image and queries the target VLM multiple times on both the original and distracted images. It then computes a membership score from output-level textual signals capturing generation stability and distraction-induced shifts.

3.3 Reference-based Distractor Optimization

We model a distractor configuration as $\mathcal{P} = \{p_1, \dots, p_L\}$, where L is the number of inserted patches. Each patch $p_i = (\ell_i, a_i, r_i)$ specifies its location, semantic pattern, and relative size, respectively. Given an image x , applying \mathcal{P} produces a distracted image $\tilde{x} = \mathcal{T}(x, \mathcal{P})$. The goal of the calibration stage is to identify a configuration \mathcal{P} that yields a clear member–non-member separability under distraction, measured through generation stability on the reference set.

For optimization, we use a low-variance surrogate score based only on the distracted image. Given \tilde{x} , we query the target model T times and obtain responses $\{\tilde{y}_1, \dots, \tilde{y}_T\}$. Each response is converted into a normalized word set \tilde{W}_i by lowercasing, splitting, and removing common stop words. We define the distracted-response stability as

$$S_{\text{ref}}(x; \mathcal{P}) = \frac{1}{\binom{T}{2}} \sum_{i < j} \frac{|\tilde{W}_i \cap \tilde{W}_j|}{|\tilde{W}_i \cup \tilde{W}_j|}.$$

This score measures how consistently the model describes the distracted image across stochastic generations. We use it as a surrogate for distractor selection because it provides a continuous signal and aggregates pairwise similarities across multiple generations, yielding lower variance than sparse decision-based objectives.

Let the reference set contain known member samples \mathcal{R}_m and known non-member samples \mathcal{R}_n . To reduce overfitting to a small reference set, we further partition both \mathcal{R}_m and \mathcal{R}_n into two disjoint subsets, yielding two stratified reference splits: $\mathcal{R}^{(1)} = (\mathcal{R}_m^{(1)}, \mathcal{R}_n^{(1)})$ and $\mathcal{R}^{(2)} = (\mathcal{R}_m^{(2)}, \mathcal{R}_n^{(2)})$. Here, the subscripts m and n indicate membership labels, while the superscripts index the two reference splits. For each split, we compute the member–non-member separation:

$$\Delta_r(\mathcal{P}) = \mathbb{E}_{x \in \mathcal{R}_m^{(r)}} [S_{\text{ref}}(x; \mathcal{P})] - \mathbb{E}_{x \in \mathcal{R}_n^{(r)}} [S_{\text{ref}}(x; \mathcal{P})], \quad r \in \{1, 2\}.$$

A positive value of $\Delta_r(\mathcal{P})$ indicates that member samples exhibit higher response stability than non-member samples under the same distractor. We therefore define the distractor-selection reward as

$$R(\mathcal{P}) = \alpha \max(0, \Delta_1(\mathcal{P})) + \beta \max(0, \Delta_2(\mathcal{P})) - \lambda |\Delta_1(\mathcal{P}) - \Delta_2(\mathcal{P})|.$$

The first two terms reward configurations that produce positive member–non-member separation on both reference splits. The last term penalizes inconsistent separation across splits, discouraging configurations that only work for a small subset of reference samples.

We optimize the distractor configuration over a discrete search space. Specifically, we parameterize a policy π_θ that assigns a probability to each candidate configuration \mathcal{P} , and define the objective as the expected distractor-selection reward:

$$J(\theta) = \mathbb{E}_{\mathcal{P} \sim \pi_\theta} [R(\mathcal{P})].$$

The reward $R(\mathcal{P})$ is obtained by querying the target model on the reference set, and is not differentiable with respect to the discrete configuration choices. We therefore optimize the policy parameters using the REINFORCE gradient estimator:

$$\nabla_\theta J(\theta) = \mathbb{E}_{\mathcal{P} \sim \pi_\theta} [(R(\mathcal{P}) - b_t) \nabla_\theta \log \pi_\theta(\mathcal{P})].$$

Here, $\log \pi_\theta(\mathcal{P})$ denotes the log-probability of the sampled configuration, and b_t is an exponential moving average of previous rewards used to reduce the variance of the gradient estimator [34]. After optimization, we select the configuration with the highest reward on the reference set and fix it for all subsequent inference.

3.4 Output-only Distraction Scoring

With the optimized distractor configuration \mathcal{P}^* fixed, DistractMIA computes membership scores for audited images without further optimization. For each image x , we apply \mathcal{P}^* to obtain the distracted image \tilde{x} . DistractMIA then compares the target model’s textual behavior on x and \tilde{x} , so that each image serves as its own baseline.

For behavioral scoring, each response is converted into a normalized word set. For any input image z , we query the target model T times and obtain responses $\{y_1(z), \dots, y_T(z)\}$, with corresponding

word sets $\{W_1(z), \dots, W_T(z)\}$. We define the response-stability score as

$$S(z) = \frac{1}{\binom{T}{2}} \sum_{i < j} \frac{|W_i(z) \cap W_j(z)|}{|W_i(z) \cup W_j(z)|}.$$

This score measures how consistently the model generates across stochastic generations.

However, stability alone does not capture whether the inserted distractor explicitly appears in the generated text. To capture this effect, let $\mathcal{K}_{\text{dist}}$ denote the keyword set associated with the distractor. We define the distractor-mention rate as

$$M(z) = \frac{1}{T} \sum_{i=1}^T \mathbf{1}[W_i(z) \cap \mathcal{K}_{\text{dist}} \neq \emptyset].$$

A larger mention rate indicates stronger uptake of distractor-related semantics in the responses.

We combine these two quantities into a distraction-response score:

$$G(z) = \eta S(z) - (1 - \eta)M(z),$$

where η is fixed before evaluation. The stability term rewards consistent generations, while the mention term penalizes explicit distractor uptake. Finally, DistractMIA computes the membership score as the change in this response score induced by the distractor:

$$A(x) = G(\tilde{x}) - G(x).$$

Using $G(x)$ as a sample-specific baseline accounts for the intrinsic generation stability of the original image before distraction. A larger $A(x)$ indicates that the model remains more stable and less distracted after the semantic intervention, providing stronger evidence of membership. All quantities in $A(x)$ are computed solely from the output of the target model.

4 Experiments

4.1 Experimental Settings

We first present the experimental setup, including the evaluation datasets, target models, baseline methods, evaluation metrics, and implementation details.

Datasets. We evaluate DistractMIA on two standard VL-MIA benchmarks, Flickr and DALL·E, using the official member/non-member splits [17]. Both benchmarks are balanced. VL-MIA/Flickr follows a temporal split, where non-member images are collected after the release of the target models to reduce potential training overlap. VL-MIA/DALL·E provides a more challenging paired setting, where each non-member image is generated to be semantically aligned with a corresponding member image, reducing the effect of temporal distribution shift [35]. In addition, we evaluate on a medical-domain PMC benchmark [36] with LLaVA-Med [37], testing DistractMIA on low-semantic-density images where object-centric mask probes are difficult to construct.

Target models. We evaluate on multiple representative open-source vision-language models: LLaVA-1.5 [14], MiniGPT-4 [15], and LLaMA2-Accessory [16]. These models differ in architecture, pretraining data, and instruction-tuning procedures, allowing us to evaluate whether the proposed distraction-based signal remains consistent across different VLM instantiations. For DistractMIA, each target model is queried under an output-only black-box setting. The attack observes only generated textual responses and does not access internal states, logits, or token-level probabilities.

Baselines. We compare DistractMIA with existing black-box VLM membership inference baselines. KCMP [12] is the most closely related method: it constructs masked semantic prediction tasks and infers membership from whether the target VLM can recover the masked semantic information. We also include Image Infer [38], which infers membership from caption-level similarity across repeated queries. Since existing output-only baselines for VLM membership inference are limited, we further report a set of stronger-access baselines that use token-level probabilities or output distributions. These include Perplexity [39], Aug-KL [40], Min-K% Prob [22], and Max-Prob-Gap, ModRényi, and MaxRényi-K% [17]. These methods are not available in a strict output-only API setting, but provide useful references for comparing DistractMIA against attacks with access to richer model signals.

VL-MIA/Flickr												
Method	LLaVA			LLaMA2-A			MiniGPT-4			Average		
	K=1	K=10	K=30	K=1	K=10	K=30	K=1	K=10	K=30	K=1	K=10	K=30
Perplexity	0.637	0.898	0.968	0.617	0.794	0.897	0.634	0.842	0.961	0.629	0.845	0.942
Aug-KL	0.516	0.576	0.565	0.524	0.527	0.618	0.494	0.476	0.515	0.511	0.526	0.566
Max-Prob-Gap	0.638	0.787	0.892	0.614	0.820	0.937	0.596	0.778	0.903	0.616	0.795	0.911
Min-K%	0.645	0.873	0.897	0.568	0.743	0.886	0.601	0.717	0.877	0.605	0.778	0.887
ModRényi	0.559	0.797	0.895	0.511	0.697	0.862	0.539	0.752	0.870	0.536	0.749	0.876
MaxRényi-K%	0.583	0.763	0.896	0.578	0.750	0.817	0.580	0.751	0.821	0.580	0.754	0.845
Image Infer (Rouge)	0.516	0.524	0.529	0.508	0.537	0.568	0.523	0.546	0.572	0.516	0.536	0.556
Image Infer (MPNet)	0.502	0.517	0.506	0.491	0.505	0.523	0.487	0.521	0.464	0.493	0.514	0.497
KCMP	0.532	0.580	0.639	0.503	0.525	0.525	0.544	0.562	0.618	0.526	0.556	0.594
DistractMIA	0.671	0.911	0.989	0.711	0.961	0.999	0.643	0.875	0.980	0.675	0.916	0.989

Table 1: VL-MIA/Flickr Results.

VL-MIA/DALL-E												
Method	LLaVA			LLaMA2-A			MiniGPT-4			Average		
	K=1	K=10	K=30	K=1	K=10	K=30	K=1	K=10	K=30	K=1	K=10	K=30
Perplexity	0.558	0.742	0.876	0.506	0.532	0.567	0.525	0.633	0.681	0.530	0.635	0.708
Aug-KL	0.522	0.525	0.604	0.513	0.574	0.679	0.534	0.640	0.628	0.523	0.580	0.637
Max-Prob-Gap	0.569	0.745	0.865	0.527	0.603	0.674	0.537	0.569	0.628	0.544	0.639	0.722
Min-K%	0.558	0.673	0.777	0.513	0.528	0.569	0.527	0.545	0.589	0.533	0.582	0.645
ModRényi	0.540	0.649	0.789	0.510	0.536	0.607	0.539	0.612	0.640	0.530	0.599	0.679
MaxRényi-K%	0.548	0.660	0.764	0.528	0.574	0.675	0.525	0.640	0.657	0.534	0.625	0.699
Image Infer (Rouge)	0.497	0.506	0.521	0.502	0.536	0.538	0.521	0.510	0.543	0.507	0.517	0.534
Image Infer (MPNet)	0.493	0.503	0.515	0.519	0.522	0.491	0.502	0.511	0.526	0.505	0.512	0.511
KCMP	0.501	0.524	0.522	0.518	0.527	0.541	0.503	0.554	0.563	0.507	0.535	0.542
DistractMIA	0.582	0.753	0.891	0.530	0.606	0.683	0.542	0.646	0.684	0.551	0.668	0.753

Table 2: VL-MIA/DALL-E Results.

Evaluation metrics. We use the Area Under the ROC Curve (AUROC) as the evaluation metric. For sample-level inference, AUROC is computed directly from individual membership scores. For set-level inference, we first average the membership scores of K samples within each set and then compute AUROC over the resulting set-level scores. We report results for $K \in \{1, 10, 30\}$.

Implementation details. We use a COCO reference set [29] for distractor configuration search, containing 50 member samples and 50 non-member samples. The reference set is used only during calibration and is disjoint from the final evaluation sets. For the distractor-selection objective, we set $\alpha = 1$, $\beta = 0.5$, and $\lambda = 0.2$. For output-only scoring, we set $\eta = 0.7$ to assign higher weight to generation stability while still penalizing explicit distractor uptake. To estimate distraction signals, We use $T = 5$ stochastic generations per input unless otherwise specified.

4.2 Main Results

Table 1 and Table 2 report the main membership inference results on VL-MIA/Flickr and VL-MIA/DALL-E. DistractMIA achieves the strongest performance among output-only methods on both benchmarks. The improvement is already visible at the single-sample level: for example, on VL-MIA/Flickr, DistractMIA obtains an average AUROC of 0.675 at $K = 1$, compared with 0.525 for KCMP and 0.516 for Image Infer (Rouge). This suggests that the response change induced by

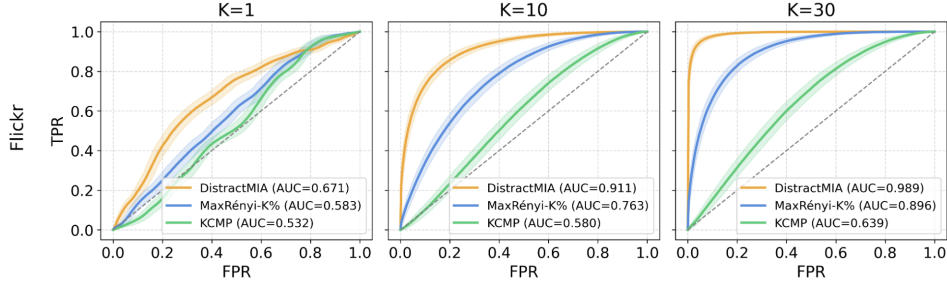


Figure 2: ROC curves on LLaVA for VL-MIA/Flickr under different set sizes K .

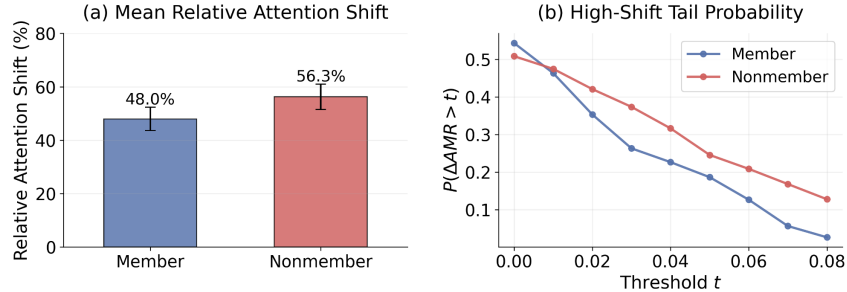


Figure 3: Attention shift under semantic distraction. (a) Mean relative attention shift for member and non-member samples. (b) Tail probability of large attention shifts, measured as $P(\Delta AMR > t)$. Details are provided in Appendix C.

semantic distraction provides a more discriminative output-only membership signal than existing generation-consistency or mask-based probes.

Set-level aggregation further improves DistractMIA. On VL-MIA/Flickr, its average AUROC increases from 0.675 at $K = 1$ to 0.989 at $K = 30$, while on VL-MIA/DALL-E it increases from 0.551 to 0.753. In contrast, output-only baselines show smaller gains under the same setting. For example, KCMP improves only from 0.526 to 0.594 on Flickr and from 0.507 to 0.542 on DALL-E. The absolute performance on VL-MIA/DALL-E is lower than on Flickr, as DALL-E uses semantically aligned non-member counterparts and weakens coarse visual cues. Even under this harder setting, DistractMIA achieves the strongest membership inference performance.

To further complement the tabular results, Figure 2 plots ROC curves on LLaVA for representative methods under different set sizes. The curves follow the same trend as Tables 1 and 2, showing that DistractMIA provides stronger separation between members and non-members across decision thresholds. This confirms that the improvement is not tied to a particular threshold choice.

4.3 Mechanism Analysis

The main results show that semantic distraction yields a stronger output-only membership signal than existing black-box probes. We further analyze why this signal emerges by examining how the inserted distractor changes visual attention during generation. The key intuition is that member samples remain anchored to the original image semantics, whereas non-member samples are more easily redirected toward the distractor. The attention analysis is diagnostic and not used by DistractMIA.

To quantify this effect, we measure the fraction of visual attention assigned to the image region where the distractor is inserted. For each sample, we compare this attention mass on the original image and on the distracted image, using the same spatial region in both cases. A larger shift means that the inserted distractor attracts more visual attention during generation. Figure 3 reports the mean attention shift for member and non-member samples, together with the probability that the shift exceeds a threshold, which captures how often each group exhibits large attention reallocation.

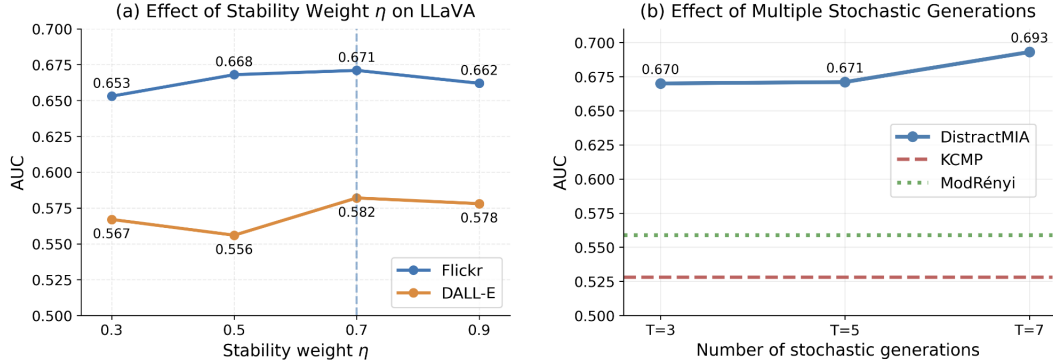


Figure 4: Ablation studies on DistractMIA. (a) Effect of stability weight η in the output-only distraction score. (b) Effect of stochastic generation number T used for behavioral estimation.

LLaVA-Med (PMC)						
K	Perplexity	Min-K%	MaxRényi-K%	Image Infer (R)	KCMP	DistractMIA
1	0.523	0.498	0.545	0.486	–	0.692
10	0.524	0.517	0.565	0.512	–	0.954
30	0.556	0.607	0.604	0.428	–	0.999

Table 3: Membership inference AUC on LLaVA-Med (PMC).

The results support the semantic anchoring view. Non-member samples exhibit larger average attention shifts and heavier large-shift tails than member samples, indicating that their generation is more easily redirected toward the inserted region. This attention pattern provides a mechanistic explanation for the output-level signal used by DistractMIA: non-member responses are more likely to reflect distractor-induced changes, whereas member responses remain more stable.

4.4 Sensitivity Analysis

We analyze the stability weight η in the output-only distraction score and the number of stochastic generations T used to estimate each score. As shown in Figure 4(a), increasing η from 0.3 to 0.7 improves performance on both Flickr and DALL-E, indicating that generation stability is an important membership signal. Performance slightly drops at $\eta = 0.9$, suggesting that over-weighting stability reduces the contribution of distractor mentions. Figure 4(b) shows that increasing T from 3 to 7 steadily improves AUC, as more generations provide a more reliable estimate of response consistency. Across these choices of T , DistractMIA outperforms KCMP and ModRényi, showing that the proposed signal remains effective with a small number of generations.

4.5 Medical-Domain Extension

Beyond mechanism analysis and sensitivity analysis, we further examine whether DistractMIA extends beyond natural-image benchmarks. We evaluate on the PMC medical-domain benchmark with LLaVA-Med, as shown in Table 3. Medical images often have lower semantic density than natural images, and clinically relevant information may be localized in subtle regions rather than object-level entities. This makes object-centric probing methods, such as KCMP, difficult to apply because clinically relevant cues in medical images are often subtle and do not always correspond to clear object boundaries.

DistractMIA remains effective in this setting. At the sample level, it achieves 0.692 AUROC, clearly outperforming both the output-only Image Infer baseline and representative probability-access baselines. The advantage further grows with set-level aggregation, reaching 0.999 AUROC at $K = 30$, while the selected baselines improve only modestly. This suggests that semantic distraction remains effective even when images lack clear object-centric semantics.

5 Conclusion

In this work, we study output-only black-box membership inference for vision-language models. We propose DistractMIA, a semantic-distraction framework that infers membership from response changes after inserting a controlled distractor. DistractMIA does not rely on logits, probabilities, or masked prediction correctness. Instead, it uses calibrated distractor selection and repeated textual responses to measure distraction-induced stability and semantic uptake. Experiments across multiple VLMs and benchmarks show that DistractMIA consistently outperforms output-only baselines and remains competitive with stronger-access methods. Further evaluation on a medical benchmark suggests that the same idea can extend to images with less explicit object-centric structure, while attention-shift analysis provides supporting evidence for the proposed distraction-based signal.

Limitations. DistractMIA relies on effective distractor selection and repeated generations, which may increase calibration and query costs. In addition, its current evaluation mainly focuses on single-turn image description settings. Extending semantic distraction to multi-turn or reasoning-intensive VLM tasks remains future work.

References

- [1] Xiaowei Hu, Zhe Gan, Jianfeng Wang, Zhengyuan Yang, Zicheng Liu, Yumao Lu, and Lijuan Wang. Scaling up vision-language pre-training for image captioning. In *Proceedings of the IEEE/CVF conference on computer vision and pattern recognition*, pages 17980–17989, 2022.
- [2] Christel Chappuis, Valérie Zermatten, Sylvain Lobry, Bertrand Le Saux, and Devis Tuia. Prompt-rsvqa: Prompting visual context to a language model for remote sensing visual question answering. In *Proceedings of the IEEE/CVF conference on computer vision and pattern recognition*, pages 1372–1381, 2022.
- [3] Jiannan Wu, Muyan Zhong, Sen Xing, Zeqiang Lai, Zhaoyang Liu, Zhe Chen, Wenhai Wang, Xizhou Zhu, Lewei Lu, Tong Lu, et al. Visionllm v2: An end-to-end generalist multimodal large language model for hundreds of vision-language tasks. *Advances in Neural Information Processing Systems*, 37:69925–69975, 2024.
- [4] Zilun Zhang, Tiancheng Zhao, Yulong Guo, and Jianwei Yin. Rs5m and georsclip: A large-scale vision-language dataset and a large vision-language model for remote sensing. *IEEE Transactions on Geoscience and Remote Sensing*, 62:1–23, 2024.
- [5] Leo Gao, Stella Biderman, Sid Black, Laurence Golding, Travis Hoppe, Charles Foster, Jason Phang, Horace He, Anish Thite, Noa Nabeshima, et al. The pile: An 800gb dataset of diverse text for language modeling. *arXiv preprint arXiv:2101.00027*, 2020.
- [6] UK Judiciary. Getty images v. stability AI judgment. <https://www.judiciary.uk/wp-content/uploads/2025/11/Getty-Images-v-Stability-AI.pdf>, 2025. Accessed: 2025.
- [7] Wakabayashi Daisuke. Google and the university of chicago are sued over data sharing. *The New York Times*, June 2019. URL <https://www.nytimes.com/2019/06/26/technology/google-university-chicago-data-sharing-lawsuit.html>.
- [8] Reza Shokri, Marco Stronati, Congzheng Song, and Vitaly Shmatikov. Membership inference attacks against machine learning models. In *2017 IEEE symposium on security and privacy (SP)*, pages 3–18. IEEE, 2017.
- [9] Nicholas Carlini, Steve Chien, Milad Nasr, Shuang Song, Andreas Terzis, and Florian Tramèr. Membership inference attacks from first principles. In *2022 IEEE symposium on security and privacy (SP)*, pages 1897–1914. IEEE, 2022.
- [10] Weijia Shi, Anirudh Ajith, Mengzhou Xia, Yangsibo Huang, Daogao Liu, Terra Blevins, Danqi Chen, and Luke Zettlemoyer. Detecting pretraining data from large language models. In *The Twelfth International Conference on Learning Representations*.

- [11] Hongyi Tang, Zhihao Zhu, and Yi Yang. Identifying pre-training data in llms: A neuron activation-based detection framework. In *Proceedings of the 2025 Conference on Empirical Methods in Natural Language Processing*, pages 18738–18751, 2025.
- [12] Jinhua Yin, Peiru Yang, Chen Yang, Huili Wang, Zhiyang Hu, Shangguang Wang, Yongfeng Huang, and Tao Qi. Black-box membership inference attack for llms via prior knowledge-calibrated memory probing. *arXiv preprint arXiv:2511.01952*, 2025.
- [13] Yutong Xie, Lin Gu, Tatsuya Harada, Jianpeng Zhang, Yong Xia, and Qi Wu. Rethinking masked image modelling for medical image representation. *Medical Image Analysis*, 98:103304, 2024.
- [14] Haotian Liu, Chunyuan Li, Qingyang Wu, and Yong Jae Lee. Visual instruction tuning. *Advances in neural information processing systems*, 36:34892–34916, 2023.
- [15] Deyao Zhu, Jun Chen, Xiaoqian Shen, Xiang Li, and Mohamed Elhoseiny. Minigpt-4: Enhancing vision-language understanding with advanced large language models. *arXiv preprint arXiv:2304.10592*, 2023.
- [16] Hugo Touvron, Thibaut Lavril, Gautier Izacard, Xavier Martinet, Marie-Anne Lachaux, Timothée Lacroix, Baptiste Rozière, Naman Goyal, Eric Hambro, Faisal Azhar, et al. Llama: Open and efficient foundation language models. *arXiv preprint arXiv:2302.13971*, 2023.
- [17] Zhan Li, Yongtao Wu, Yihang Chen, Francesco Tonin, Elias Abad Rocamora, and Volkan Cevher. Membership inference attacks against large vision-language models. *Advances in Neural Information Processing Systems*, 37:98645–98674, 2024.
- [18] Hongsheng Hu, Zoran Salcic, Lichao Sun, Gillian Dobbie, Philip S Yu, and Xuyun Zhang. Membership inference attacks on machine learning: A survey. *ACM Computing Surveys (CSUR)*, 54(11s):1–37, 2022.
- [19] Ahmed Salem, Yang Zhang, Mathias Humbert, Pascal Berrang, Mario Fritz, and Michael Backes. MI-leaks: Model and data independent membership inference attacks and defenses on machine learning models. *arXiv preprint arXiv:1806.01246*, 2018.
- [20] Luis Ibanez-Lissen, Lorena Gonzalez-Manzano, Jose Maria de Fuentes, Nicolas Anciaux, and Joaquin Garcia-Alfaro. Lumia: Linear probing for unimodal and multimodal membership inference attacks leveraging internal llm states. In *European Symposium on Research in Computer Security*, pages 186–206. Springer, 2025.
- [21] Michael Duan, Anshuman Suri, Niloofar Mireshghallah, Sewon Min, Weijia Shi, Luke Zettlemoyer, Yulia Tsvetkov, Yejin Choi, David Evans, and Hannaneh Hajishirzi. Do membership inference attacks work on large language models? *arXiv preprint arXiv:2402.07841*, 2024.
- [22] Weijia Shi, Anirudh Ajith, Mengzhou Xia, Yangsibo Huang, Daogao Liu, Terra Blevins, Danqi Chen, and Luke Zettlemoyer. Detecting pretraining data from large language models. *arXiv preprint arXiv:2310.16789*, 2023.
- [23] Zongyu Wu, Minhua Lin, Zhiwei Zhang, Fali Wang, Xianren Zhang, Xiang Zhang, and Suhang Wang. Image corruption-inspired membership inference attacks against large vision-language models. In *Proceedings of the 19th Conference of the European Chapter of the Association for Computational Linguistics (Volume 1: Long Papers)*, pages 7945–7957, 2026.
- [24] Disha Makhija, Manoj Ghuhari Arivazhagan, Vinayshekhar Bannihatti Kumar, and Rashmi Gangadharaiyah. Neural breadcrumbs: Membership inference attacks on llms through hidden state and attention pattern analysis. In *Proceedings of the 19th Conference of the European Chapter of the Association for Computational Linguistics (Volume 1: Long Papers)*, pages 5608–5620, 2026.
- [25] Jiameng Pu and Zafar Takhirov. Embedding attack project (work report). *arXiv preprint arXiv:2401.13854*, 2024.
- [26] Liwei Song and Prateek Mittal. Systematic evaluation of privacy risks of machine learning models. In *30th USENIX security symposium (USENIX security 21)*, pages 2615–2632, 2021.

- [27] Yigitcan Kaya and Tudor Dumitras. When does data augmentation help with membership inference attacks? In *International conference on machine learning*, pages 5345–5355. PMLR, 2021.
- [28] Weichao Zhang, Ruqing Zhang, Jiafeng Guo, Maarten de Rijke, Yixing Fan, and Xueqi Cheng. Pretraining data detection for large language models: A divergence-based calibration method. In *Proceedings of the 2024 Conference on Empirical Methods in Natural Language Processing*, pages 5263–5274, 2024.
- [29] Tsung-Yi Lin, Michael Maire, Serge Belongie, James Hays, Pietro Perona, Deva Ramanan, Piotr Dollár, and C Lawrence Zitnick. Microsoft coco: Common objects in context. In *European conference on computer vision*, pages 740–755. Springer, 2014.
- [30] Deyao Zhu, Jun Chen, Xiaoqian Shen, Xiang Li, and Mohamed Elhoseiny. Minigt-4: Enhancing vision-language understanding with advanced large language models. In *The Twelfth International Conference on Learning Representations*, 2023.
- [31] Peng Wang, Shuai Bai, Sinan Tan, Shijie Wang, Zhihao Fan, Jinze Bai, Keqin Chen, Xuejing Liu, Jialin Wang, Wenbin Ge, et al. Qwen2-vl: Enhancing vision-language model’s perception of the world at any resolution. *arXiv preprint arXiv:2409.12191*, 2024.
- [32] Nicholas Carlini, Daphne Ippolito, Matthew Jagielski, Katherine Lee, Florian Tramèr, and Chiyuan Zhang. Quantifying memorization across neural language models. In *The Eleventh International Conference on Learning Representations*, 2022.
- [33] Avi Schwarzschild, Zhili Feng, Pratyush Maini, Zachary Lipton, and J Zico Kolter. Rethinking llm memorization through the lens of adversarial compression. *Advances in Neural Information Processing Systems*, 37:56244–56267, 2024.
- [34] Ronald J Williams. Simple statistical gradient-following algorithms for connectionist reinforcement learning. *Machine learning*, 8(3):229–256, 1992.
- [35] Michael Duan, Anshuman Suri, Niloofar Mireshghallah, Sewon Min, Weijia Shi, Luke Zettlemoyer, Yulia Tsvetkov, Yejin Choi, David Evans, and Hannaneh Hajishirzi. Do membership inference attacks work on large language models? In *First Conference on Language Modeling*.
- [36] Weixiong Lin, Ziheng Zhao, Xiaoman Zhang, Chaoyi Wu, Ya Zhang, Yanfeng Wang, and Weidi Xie. Pmc-clip: Contrastive language-image pre-training using biomedical documents. In *International Conference on Medical Image Computing and Computer-Assisted Intervention*, pages 525–536. Springer, 2023.
- [37] Chunyuan Li, Cliff Wong, Sheng Zhang, Naoto Usuyama, Haotian Liu, Jianwei Yang, Tristan Naumann, Hoifung Poon, and Jianfeng Gao. Llava-med: Training a large language-and-vision assistant for biomedicine in one day. *Advances in Neural Information Processing Systems*, 36: 28541–28564, 2023.
- [38] Yuhang Song, Chao Yang, Zhe Lin, Xiaofeng Liu, Qin Huang, Hao Li, and C-C Jay Kuo. Contextual-based image inpainting: Infer, match, and translate. In *Proceedings of the European conference on computer vision (ECCV)*, pages 3–19, 2018.
- [39] John Horgan. From complexity to perplexity. *Scientific American*, 272(6):104–109, 1995.
- [40] Hongbin Liu, Jinyuan Jia, Wenjie Qu, and Neil Zhenqiang Gong. Encodermi: Membership inference against pre-trained encoders in contrastive learning. In *Proceedings of the 2021 ACM SIGSAC Conference on Computer and Communications Security*, pages 2081–2095, 2021.

Algorithm 1 Semantic Distractor Configuration Search

Require: Target VLM f , calibration pool \mathcal{C} , candidate distractor space Ω , prompt q , reward weights α, β, λ

Ensure: Optimized distractor configuration \mathcal{P}^*

- 1: Initialize policy π_θ over configurations $\mathcal{P} \in \Omega$
- 2: **for** each search round **do**
- 3: Sample a distractor configuration $\mathcal{P} \sim \pi_\theta$
- 4: Apply \mathcal{P} to all calibration images: $\tilde{\mathcal{C}} = \mathcal{T}(\mathcal{C}, \mathcal{P})$
- 5: Partition reference set into two independent splits: $\mathcal{R}^{(1)}, \mathcal{R}^{(2)}$
- 6: **for** $r \in \{1, 2\}$ **do**
- 7: Query f on perturbed images in $\mathcal{R}^{(r)}$
- 8: Convert each response to normalized word set
- 9: Compute distracted-response stability $S_{\text{ref}}(x; \mathcal{P})$ for each image
- 10: Compute member–non-member gap:

$$\Delta_r(\mathcal{P}) = \mathbb{E}_{x \in \mathcal{R}_m^{(r)}} [S_{\text{ref}}(x; \mathcal{P})] - \mathbb{E}_{x \in \mathcal{R}_n^{(r)}} [S_{\text{ref}}(x; \mathcal{P})]$$

- 11: **end for**
- 12: Compute reward:

$$R(\mathcal{P}) = \alpha \max(0, \Delta_1(\mathcal{P})) + \beta \max(0, \Delta_2(\mathcal{P})) - \lambda |\Delta_1(\mathcal{P}) - \Delta_2(\mathcal{P})|$$

- 13: Update policy π_θ using REINFORCE gradient:

$$\nabla_\theta J(\theta) = \mathbb{E}_{\mathcal{P} \sim \pi_\theta} [(R(\mathcal{P}) - b_t) \nabla_\theta \log \pi_\theta(\mathcal{P})]$$

- 14: **end for**
- 15: Select the best configuration:

$$\mathcal{P}^* = \arg \max_{\mathcal{P}} R(\mathcal{P})$$

- 16: **return** \mathcal{P}^*
-

A Additional Method Details

This section provides implementation details for the two stages of DistractMIA. Algorithm 1 summarizes the reference-based search procedure used to select the semantic distractor configuration. Algorithm 2 summarizes the output-only scoring procedure used during inference. The same optimized configuration is fixed before evaluation and applied to all audited samples.

B Experimental Setup

B.1 Datasets

RL Calibration Data (COCO): Used for the RL-based distractor configuration search in DistractMIA. The calibration set contains 100 images in total, including 50 member samples and 50 non-member samples. To compute the split-consistency reward in Section 3.3, these 100 images are randomly divided into two disjoint reference splits with a 60/40 ratio, corresponding to $\mathcal{R}^{(1)}$ and $\mathcal{R}^{(2)}$.

VL-MIA/Flickr: Contains 600 images (300 member + 300 non-member). Member images are sampled from Flickr images in MS COCO used by the target models, while non-member images are selected from photos uploaded after January 1, 2024. Following the official VL-MIA setup, we also use deliberately corrupted versions of member images to simulate more realistic auditing scenarios.

VL-MIA/DALL·E: Used for semantically matched membership evaluation, with a total of 592 images. Member data are drawn from the intersection of the training images of LAION-CCS (including LAION, Conceptual Captions 3M/12M, and SBU captions), while non-member data are generated by DALL·E corresponding one-to-one to the member images.

Algorithm 2 Output-only Distraction Scoring

Require: Target VLM f , audited sample set $\mathcal{S} = \{X_i\}_{i=1}^K$, optimized configuration \mathcal{P}^* , prompt q , generation number T , distractor keywords $\mathcal{K}_{\text{dist}}$

Ensure: Sample-level scores $A(X_i)$ and set-level score $A(\mathcal{S})$

1: **for** each sample $X_i \in \mathcal{S}$ **do**

2: Construct perturbed image $\tilde{X}_i = \mathcal{T}(X_i, \mathcal{P}^*)$

3: Query f on X_i and \tilde{X}_i for T generations:

$$\mathcal{Y}_{\text{orig}} = \{y_1(X_i), \dots, y_T(X_i)\}, \quad \mathcal{Y}_{\text{pert}} = \{y_1(\tilde{X}_i), \dots, y_T(\tilde{X}_i)\}$$

4: Convert each response to normalized word sets W_1, \dots, W_T

5: Compute response stability:

$$S(X_i) = \frac{1}{\binom{T}{2}} \sum_{i < j} \frac{|W_i \cap W_j|}{|W_i \cup W_j|}, \quad S(\tilde{X}_i) \text{ analogously}$$

6: Compute distractor mention rate:

$$M(X_i) = \frac{1}{T} \sum_{i=1}^T \mathbf{1}[W_i \cap \mathcal{K}_{\text{dist}} \neq \emptyset], \quad M(\tilde{X}_i) \text{ analogously}$$

7: Compute distraction-response score:

$$G(X_i) = \eta S(X_i) - (1 - \eta)M(X_i), \quad G(\tilde{X}_i) \text{ analogously}$$

8: Compute sample-level membership score:

$$A(X_i) = G(\tilde{X}_i) - G(X_i)$$

9: **end for**

10: Compute set-level score:

$$A(\mathcal{S}) = \frac{1}{K} \sum_{i=1}^K A(X_i)$$

11: **return** $A(X_i)$ and $A(\mathcal{S})$

PMC-OA (Medical Data): Used for evaluating medical VLLMs. Since the exact training data of LLaVA-Med is not fully available, PMC-OA is the only exception where the reference set and evaluation set come from the same dataset source. We strictly split PMC-OA into non-overlapping subsets: the reference subset is used only for distractor configuration selection, while the evaluation subset is used for final testing.

B.2 Models

We evaluate four core VLLMs covering both general and medical domains:

LLaVA-1.5: A general-domain autoregressive VLM with a Vicuna-7B decoder and a CLIP-ViT-L/14 visual encoder, totaling approximately 7B parameters. We use it for VL-MIA/Flickr and VL-MIA/DALL-E evaluation.

MiniGPT-4: Multi-stage generative model, based on LLAMA2-7B with BLIP visual encoder features. Approximately 7B parameters, pre-trained on COCO and LAION-CCS, used for general image MIA evaluation.

LLaMA2-Accessory: Autoregressive model with modular visual encoder and LLAMA2-7B decoder, approximately 7B parameters, pre-trained on COCO and LAION-CCS, for general-domain evaluation.

LLaVA-Med: Medical VLLM with CLIP ViT-L/14 encoder and Vicuna-7B decoder, approximately 7B parameters, pre-trained on PMC-OA data for medical-domain evaluation.

B.3 Computational Resources

All experiments were conducted on a single NVIDIA L20 GPU with 40GB memory. Inference time per model is approximately 8 hours, varying depending on model size and dataset scale.

C Attention Shift Analysis under Semantic Distraction

To better understand the mechanism behind DistractMIA, we analyze how semantic distractors influence visual attention. The main question is whether inserting a distractor changes how the model attends to image regions, and whether this effect differs between member and non-member samples.

Quantifying attention shift. We first define the *Attention Mass Ratio* (AMR) of the distractor region:

$$\text{AMR}(x) = \frac{\sum_{v \in \mathcal{P}} a_v}{\sum_{v \in \mathcal{V}} a_v}, \quad (1)$$

where \mathcal{V} denotes all visual tokens, \mathcal{P} corresponds to tokens within the inserted distractor region, and a_v represents the attention weight assigned to token v during generation.

We then measure the attention shift caused by semantic perturbation:

$$\Delta \text{AMR}(x) = \text{AMR}(x_{\text{perturbed}}) - \text{AMR}(x_{\text{original}}). \quad (2)$$

To obtain a scale-invariant metric, we further normalize this shift as

$$\text{Relative Shift}(x) = \frac{\Delta \text{AMR}(x)}{\text{AMR}(x_{\text{original}})}. \quad (3)$$

This quantity measures how strongly the model reallocates attention toward the distractor relative to its original attention structure.

Average and tail behavior. The results are shown in Figure 3. In Figure 3(a), we report the average relative attention shift for member and non-member samples. Member samples exhibit an average shift of 48.0%, while non-members reach 56.3%. This indicates that non-member samples are more susceptible to semantic distraction, as their attention is more readily redirected toward the inserted region. In contrast, member samples maintain stronger focus on the original visual content.

Average differences alone do not fully characterize the membership signal. We therefore examine the tail distribution:

$$P(\Delta \text{AMR} > t), \quad (4)$$

which measures the probability of observing large attention shifts. As shown in Figure 3(b), the difference between members and non-members becomes more pronounced as the threshold t increases. While both groups behave similarly at low thresholds, non-member samples consistently exhibit higher probabilities in the high-shift region, for example when $t \geq 0.02$. The gap further widens for larger t , suggesting that non-members are not only more affected on average, but also more likely to undergo large attention reallocation.

These observations are consistent with the semantic competition view. When a distractor is inserted, the model must balance the original visual semantics and the newly introduced distractor semantics. For member samples, the model has previously learned stable representations of similar inputs, so the original semantics tend to dominate the competition. For non-member samples, the absence of strong memorized representations makes the original semantics less dominant, allowing the inserted distractor to attract more attention.

This attention-level discrepancy explains the effectiveness of DistractMIA. Increased attention on the distractor region influences generation behavior, making outputs more likely to reference distractor-related semantics. These changes appear as observable signals, such as keyword mentions or behavioral shifts, which can be used for membership inference. The analysis suggests that membership information is not only reflected in output probabilities, but can also emerge from structured differences in how models respond to semantic perturbations.



Figure 5: (a) Non-member (original), (b) Non-member (perturbed), (c) Member (original), (d) Member (perturbed). Non-member outputs are more influenced by distractors, while member outputs remain stable.

D Case Study

We present qualitative examples showing how semantic distractors influence model outputs differently for member and non-member samples. Figure 5 compares original and perturbed inputs for both cases.

After applying the same distractor pattern, the two examples show different response behaviors. We first examine the non-member case, where the inserted distractor is explicitly incorporated into the generated description.

Non-member sample.

- **Original:** “The image captures a snowy road with a car driving down it... The snow-covered ground creates a serene and picturesque winter landscape.”
- **Perturbed:** “The image depicts a snowy road with a **red circle** placed on the left side of the scene. The circle is likely a **warning or a sign...**”

The perturbed response not only mentions the “red circle” but also interprets it as a possible “warning or sign,” indicating that the generated description is redirected by the distractor.

Member sample.

- **Original:** “The image captures a group of motorcyclists riding down a highway...”
- **Perturbed:** “The image captures a group of motorcyclists riding down a highway...”

In contrast, for the member sample, the perturbed response remains nearly unchanged and does not mention the inserted distractor. This contrast illustrates the output-level signal used by DistractMIA: non-member responses are more easily shifted by semantic distraction, whereas member responses remain more stable.

NeurIPS Paper Checklist

1. Claims

Question: Do the main claims made in the abstract and introduction accurately reflect the paper’s contributions and scope?

Answer: [Yes]

Justification: The abstract and introduction clearly describe the main contributions of this paper: the proposal of DistractMIA, an output-only black-box membership inference framework for vision-language models based on semantic distraction. The claims regarding inserting known semantic distractors, measuring response changes, and capturing member vs. non-member differences without accessing logits or hidden states. The claims about applicability are supported by evaluations on both natural-image benchmarks and a medical-domain benchmark.

Guidelines:

- The answer [N/A] means that the abstract and introduction do not include the claims made in the paper.
- The abstract and/or introduction should clearly state the claims made, including the contributions made in the paper and important assumptions and limitations. A [No] or [N/A] answer to this question will not be perceived well by the reviewers.
- The claims made should match theoretical and experimental results, and reflect how much the results can be expected to generalize to other settings.
- It is fine to include aspirational goals as motivation as long as it is clear that these goals are not attained by the paper.

2. Limitations

Question: Does the paper discuss the limitations of the work performed by the authors?

Answer: [Yes]

Justification: The paper explicitly discusses several limitations of DistractMIA: it depends on effective distractor selection and repeated generations, which may increase calibration and query costs. Additionally, the current evaluation focuses on single-turn image description tasks, and extending the method to multi-turn or reasoning-intensive VLM tasks is identified as future work. These discussions are included in the Conclusion section.

Guidelines:

- The answer [N/A] means that the paper has no limitation while the answer [No] means that the paper has limitations, but those are not discussed in the paper.
- The authors are encouraged to create a separate “Limitations” section in their paper.
- The paper should point out any strong assumptions and how robust the results are to violations of these assumptions (e.g., independence assumptions, noiseless settings, model well-specification, asymptotic approximations only holding locally). The authors should reflect on how these assumptions might be violated in practice and what the implications would be.
- The authors should reflect on the scope of the claims made, e.g., if the approach was only tested on a few datasets or with a few runs. In general, empirical results often depend on implicit assumptions, which should be articulated.
- The authors should reflect on the factors that influence the performance of the approach. For example, a facial recognition algorithm may perform poorly when image resolution is low or images are taken in low lighting. Or a speech-to-text system might not be used reliably to provide closed captions for online lectures because it fails to handle technical jargon.
- The authors should discuss the computational efficiency of the proposed algorithms and how they scale with dataset size.
- If applicable, the authors should discuss possible limitations of their approach to address problems of privacy and fairness.

- While the authors might fear that complete honesty about limitations might be used by reviewers as grounds for rejection, a worse outcome might be that reviewers discover limitations that aren't acknowledged in the paper. The authors should use their best judgment and recognize that individual actions in favor of transparency play an important role in developing norms that preserve the integrity of the community. Reviewers will be specifically instructed to not penalize honesty concerning limitations.

3. Theory assumptions and proofs

Question: For each theoretical result, does the paper provide the full set of assumptions and a complete (and correct) proof?

Answer: [N/A]

Justification: The paper does not include formal theoretical results or proofs; it is primarily a method and experimental study.

Guidelines:

- The answer [N/A] means that the paper does not include theoretical results.
- All the theorems, formulas, and proofs in the paper should be numbered and cross-referenced.
- All assumptions should be clearly stated or referenced in the statement of any theorems.
- The proofs can either appear in the main paper or the supplemental material, but if they appear in the supplemental material, the authors are encouraged to provide a short proof sketch to provide intuition.
- Inversely, any informal proof provided in the core of the paper should be complemented by formal proofs provided in appendix or supplemental material.
- Theorems and Lemmas that the proof relies upon should be properly referenced.

4. Experimental result reproducibility

Question: Does the paper fully disclose all the information needed to reproduce the main experimental results of the paper to the extent that it affects the main claims and/or conclusions of the paper (regardless of whether the code and data are provided or not)?

Answer: [Yes]

Justification: The paper provides all necessary information to reproduce the main experimental results, including dataset sources, reference set usage, distractor configuration, repeated textual generations, and evaluation metrics across multiple VLMs and benchmarks.

Guidelines:

- The answer [N/A] means that the paper does not include experiments.
- If the paper includes experiments, a [No] answer to this question will not be perceived well by the reviewers: Making the paper reproducible is important, regardless of whether the code and data are provided or not.
- If the contribution is a dataset and/or model, the authors should describe the steps taken to make their results reproducible or verifiable.
- Depending on the contribution, reproducibility can be accomplished in various ways. For example, if the contribution is a novel architecture, describing the architecture fully might suffice, or if the contribution is a specific model and empirical evaluation, it may be necessary to either make it possible for others to replicate the model with the same dataset, or provide access to the model. In general, releasing code and data is often one good way to accomplish this, but reproducibility can also be provided via detailed instructions for how to replicate the results, access to a hosted model (e.g., in the case of a large language model), releasing of a model checkpoint, or other means that are appropriate to the research performed.
- While NeurIPS does not require releasing code, the conference does require all submissions to provide some reasonable avenue for reproducibility, which may depend on the nature of the contribution. For example
 - (a) If the contribution is primarily a new algorithm, the paper should make it clear how to reproduce that algorithm.
 - (b) If the contribution is primarily a new model architecture, the paper should describe the architecture clearly and fully.

- (c) If the contribution is a new model (e.g., a large language model), then there should either be a way to access this model for reproducing the results or a way to reproduce the model (e.g., with an open-source dataset or instructions for how to construct the dataset).
- (d) We recognize that reproducibility may be tricky in some cases, in which case authors are welcome to describe the particular way they provide for reproducibility. In the case of closed-source models, it may be that access to the model is limited in some way (e.g., to registered users), but it should be possible for other researchers to have some path to reproducing or verifying the results.

5. Open access to data and code

Question: Does the paper provide open access to the data and code, with sufficient instructions to faithfully reproduce the main experimental results, as described in supplemental material?

Answer: [No]

Justification: While the code for DistractMIA is not publicly released, the paper provides detailed descriptions of the method, dataset usage (Flickr, DALL-E, PMC), distractor configuration, repeated textual generations, and evaluation metrics, allowing others to faithfully reproduce the experiments based on the paper. The code will be made publicly available upon acceptance.

Guidelines:

- The answer [N/A] means that paper does not include experiments requiring code.
- Please see the NeurIPS code and data submission guidelines (<https://neurips.cc/public/guides/CodeSubmissionPolicy>) for more details.
- While we encourage the release of code and data, we understand that this might not be possible, so [No] is an acceptable answer. Papers cannot be rejected simply for not including code, unless this is central to the contribution (e.g., for a new open-source benchmark).
- The instructions should contain the exact command and environment needed to run to reproduce the results. See the NeurIPS code and data submission guidelines (<https://neurips.cc/public/guides/CodeSubmissionPolicy>) for more details.
- The authors should provide instructions on data access and preparation, including how to access the raw data, preprocessed data, intermediate data, and generated data, etc.
- The authors should provide scripts to reproduce all experimental results for the new proposed method and baselines. If only a subset of experiments are reproducible, they should state which ones are omitted from the script and why.
- At submission time, to preserve anonymity, the authors should release anonymized versions (if applicable).
- Providing as much information as possible in supplemental material (appended to the paper) is recommended, but including URLs to data and code is permitted.

6. Experimental setting/details

Question: Does the paper specify all the training and test details (e.g., data splits, hyperparameters, how they were chosen, type of optimizer) necessary to understand the results?

Answer: [Yes]

Justification: The paper provides all necessary experimental details to understand and reproduce the results, including dataset sources (Flickr, DALL-E, PMC), reference set usage, distractor configuration search, repeated textual generations, and output feature extraction methods, along with evaluation metrics across multiple VLMs and benchmarks.

Guidelines:

- The answer [N/A] means that the paper does not include experiments.
- The experimental setting should be presented in the core of the paper to a level of detail that is necessary to appreciate the results and make sense of them.
- The full details can be provided either with the code, in appendix, or as supplemental material.

7. Experiment statistical significance

Question: Does the paper report error bars suitably and correctly defined or other appropriate information about the statistical significance of the experiments?

Answer: [No]

Justification: The paper reports mean AUROC and set-level accuracy over multiple generations, but it does not include error bars, confidence intervals, or other formal statistical significance measures.

Guidelines:

- The answer [N/A] means that the paper does not include experiments.
- The authors should answer [Yes] if the results are accompanied by error bars, confidence intervals, or statistical significance tests, at least for the experiments that support the main claims of the paper.
- The factors of variability that the error bars are capturing should be clearly stated (for example, train/test split, initialization, random drawing of some parameter, or overall run with given experimental conditions).
- The method for calculating the error bars should be explained (closed form formula, call to a library function, bootstrap, etc.)
- The assumptions made should be given (e.g., Normally distributed errors).
- It should be clear whether the error bar is the standard deviation or the standard error of the mean.
- It is OK to report 1-sigma error bars, but one should state it. The authors should preferably report a 2-sigma error bar than state that they have a 96% CI, if the hypothesis of Normality of errors is not verified.
- For asymmetric distributions, the authors should be careful not to show in tables or figures symmetric error bars that would yield results that are out of range (e.g., negative error rates).
- If error bars are reported in tables or plots, the authors should explain in the text how they were calculated and reference the corresponding figures or tables in the text.

8. Experiments compute resources

Question: For each experiment, does the paper provide sufficient information on the computer resources (type of compute workers, memory, time of execution) needed to reproduce the experiments?

Answer: [Yes]

Justification: The paper specifies the use of GPUs (e.g., NVIDIA L20) and CUDA version for all experiments. While precise runtime is not provided, the hardware type and setup are described in sufficient detail to estimate the computational resources required for reproducing the experiments. These details are provided in Appendix B.3.

Guidelines:

- The answer [N/A] means that the paper does not include experiments.
- The paper should indicate the type of compute workers CPU or GPU, internal cluster, or cloud provider, including relevant memory and storage.
- The paper should provide the amount of compute required for each of the individual experimental runs as well as estimate the total compute.
- The paper should disclose whether the full research project required more compute than the experiments reported in the paper (e.g., preliminary or failed experiments that didn't make it into the paper).

9. Code of ethics

Question: Does the research conducted in the paper conform, in every respect, with the NeurIPS Code of Ethics <https://neurips.cc/public/EthicsGuidelines?>

Answer: [Yes]

Justification: The research uses only publicly available datasets and does not involve human subjects or sensitive personal data. The methodology conforms to the NeurIPS Code of Ethics in all respects.

Guidelines:

- The answer [N/A] means that the authors have not reviewed the NeurIPS Code of Ethics.
- If the authors answer [No], they should explain the special circumstances that require a deviation from the Code of Ethics.
- The authors should make sure to preserve anonymity (e.g., if there is a special consideration due to laws or regulations in their jurisdiction).

10. **Broader impacts**

Question: Does the paper discuss both potential positive societal impacts and negative societal impacts of the work performed?

Answer: [Yes]

Justification: The paper discusses the dual-use nature of membership inference for VLMs. On the positive side, DistractMIA can support privacy auditing by helping data owners, model providers, and auditors assess whether sensitive or copyrighted images may have been used in training. On the negative side, the same technique could be misused to infer training-set membership for private data. The paper discusses these risks and frames the method as an auditing tool rather than a deployment-time attack.

Guidelines:

- The answer [N/A] means that there is no societal impact of the work performed.
- If the authors answer [N/A] or [No], they should explain why their work has no societal impact or why the paper does not address societal impact.
- Examples of negative societal impacts include potential malicious or unintended uses (e.g., disinformation, generating fake profiles, surveillance), fairness considerations (e.g., deployment of technologies that could make decisions that unfairly impact specific groups), privacy considerations, and security considerations.
- The conference expects that many papers will be foundational research and not tied to particular applications, let alone deployments. However, if there is a direct path to any negative applications, the authors should point it out. For example, it is legitimate to point out that an improvement in the quality of generative models could be used to generate Deepfakes for disinformation. On the other hand, it is not needed to point out that a generic algorithm for optimizing neural networks could enable people to train models that generate Deepfakes faster.
- The authors should consider possible harms that could arise when the technology is being used as intended and functioning correctly, harms that could arise when the technology is being used as intended but gives incorrect results, and harms following from (intentional or unintentional) misuse of the technology.
- If there are negative societal impacts, the authors could also discuss possible mitigation strategies (e.g., gated release of models, providing defenses in addition to attacks, mechanisms for monitoring misuse, mechanisms to monitor how a system learns from feedback over time, improving the efficiency and accessibility of ML).

11. **Safeguards**

Question: Does the paper describe safeguards that have been put in place for responsible release of data or models that have a high risk for misuse (e.g., pre-trained language models, image generators, or scraped datasets)?

Answer: [N/A]

Justification: The paper uses only publicly available datasets and does not involve high-risk or dual-use models. No additional safeguards for responsible release are necessary.

Guidelines:

- The answer [N/A] means that the paper poses no such risks.
- Released models that have a high risk for misuse or dual-use should be released with necessary safeguards to allow for controlled use of the model, for example by requiring that users adhere to usage guidelines or restrictions to access the model or implementing safety filters.

- Datasets that have been scraped from the Internet could pose safety risks. The authors should describe how they avoided releasing unsafe images.
- We recognize that providing effective safeguards is challenging, and many papers do not require this, but we encourage authors to take this into account and make a best faith effort.

12. Licenses for existing assets

Question: Are the creators or original owners of assets (e.g., code, data, models), used in the paper, properly credited and are the license and terms of use explicitly mentioned and properly respected?

Answer: [Yes]

Justification: The paper cites all used public datasets and models (e.g., Flickr, DALL-E, PMC) and follows their respective license and usage terms.

Guidelines:

- The answer [N/A] means that the paper does not use existing assets.
- The authors should cite the original paper that produced the code package or dataset.
- The authors should state which version of the asset is used and, if possible, include a URL.
- The name of the license (e.g., CC-BY 4.0) should be included for each asset.
- For scraped data from a particular source (e.g., website), the copyright and terms of service of that source should be provided.
- If assets are released, the license, copyright information, and terms of use in the package should be provided. For popular datasets, paperswithcode.com/datasets has curated licenses for some datasets. Their licensing guide can help determine the license of a dataset.
- For existing datasets that are re-packaged, both the original license and the license of the derived asset (if it has changed) should be provided.
- If this information is not available online, the authors are encouraged to reach out to the asset's creators.

13. New assets

Question: Are new assets introduced in the paper well documented and is the documentation provided alongside the assets?

Answer: [N/A]

Justification: The paper does not release any new datasets, code, or models; all resources used are publicly available.

Guidelines:

- The answer [N/A] means that the paper does not release new assets.
- Researchers should communicate the details of the dataset/code/model as part of their submissions via structured templates. This includes details about training, license, limitations, etc.
- The paper should discuss whether and how consent was obtained from people whose asset is used.
- At submission time, remember to anonymize your assets (if applicable). You can either create an anonymized URL or include an anonymized zip file.

14. Crowdsourcing and research with human subjects

Question: For crowdsourcing experiments and research with human subjects, does the paper include the full text of instructions given to participants and screenshots, if applicable, as well as details about compensation (if any)?

Answer: [N/A]

Justification: The paper does not involve crowdsourcing or human subjects research.

Guidelines:

- The answer [N/A] means that the paper does not involve crowdsourcing nor research with human subjects.
- Including this information in the supplemental material is fine, but if the main contribution of the paper involves human subjects, then as much detail as possible should be included in the main paper.
- According to the NeurIPS Code of Ethics, workers involved in data collection, curation, or other labor should be paid at least the minimum wage in the country of the data collector.

15. Institutional review board (IRB) approvals or equivalent for research with human subjects

Question: Does the paper describe potential risks incurred by study participants, whether such risks were disclosed to the subjects, and whether Institutional Review Board (IRB) approvals (or an equivalent approval/review based on the requirements of your country or institution) were obtained?

Answer: [N/A]

Justification: The paper does not involve human subjects research and therefore does not require IRB approval.

Guidelines:

- The answer [N/A] means that the paper does not involve crowdsourcing nor research with human subjects.
- Depending on the country in which research is conducted, IRB approval (or equivalent) may be required for any human subjects research. If you obtained IRB approval, you should clearly state this in the paper.
- We recognize that the procedures for this may vary significantly between institutions and locations, and we expect authors to adhere to the NeurIPS Code of Ethics and the guidelines for their institution.
- For initial submissions, do not include any information that would break anonymity (if applicable), such as the institution conducting the review.

16. Declaration of LLM usage

Question: Does the paper describe the usage of LLMs if it is an important, original, or non-standard component of the core methods in this research? Note that if the LLM is used only for writing, editing, or formatting purposes and does *not* impact the core methodology, scientific rigor, or originality of the research, declaration is not required.

Answer: [N/A].

Justification: LLMs were used only for writing, editing, and formatting assistance. They were not used as an important, original, or non-standard component of the core method, experiments, analysis, or scientific claims.

Guidelines:

- The answer [N/A] means that the core method development in this research does not involve LLMs as any important, original, or non-standard components.
- Please refer to our LLM policy in the NeurIPS handbook for what should or should not be described.