

Estimation Problems and the Modulating Function Method: The Algebra of Modulating Functions

Davi G. Accioli ^a, Jerome Jouffroy ^a

^a*SDU Mechatronics, University of Southern Denmark (SDU), Alsion 2, 6400, Sønderborg, Denmark*

Abstract

State and parameter estimation, along with fault detection, are three crucial estimation problems within the control systems community. Although different approaches have been proposed for each type of problem, the modulating function method proposes a more unified approach to all three problem classes, being used for state and parameter estimation of lumped systems, fault detection, and estimation of distributed and fractional systems. At the core of the method is the modulating function: a function that evaluates to 0 at the left or right boundaries up to a certain order of derivatives. By selecting the modulating functions, one directly determines the filter characteristics, and, for that reason, different function families have been proposed over the years. Nevertheless, many families of modulating functions are given in a rather similar mathematical structure. In light of these structures, this paper formally discusses the algebraic properties of modulating functions, and, after formalizing the closedness and group properties of modulating functions, a simple algorithm to construct new modulating functions is proposed, discussed, and illustrated with the construction of the newly introduced logarithmic modulating function families and 3 non-analytic modulating function families. Moreover, the fact that total modulating functions form a vector space and an algebra is exploited to construct orthonormal modulating functions, which are then used for the parameter estimation of a boat's roll dynamics, effectively avoiding matrix inversion issues.

Key words: abstract algebra; modulating function method; parameter estimation; system identification.

1 Introduction

Estimation problems, such as parameter estimation, state estimation, and fault detection, are ubiquitous within control theory. Many different frameworks have been proposed to deal with each of these three classes of problems individually, but the modulating function method (MFM) is an approach that can simply and elegantly deal with all three of them.

Initially introduced by Shinbrot in 1954 (M. Shinbrot, 1954), the MFM is an integral transform method that converts differential equations into algebraic ones. It is a useful approach for various lumped system estimation problems, such as state (D. Liu, T. Laleg-Kirati, W. Perruquetti, & O. Gíbaru, 2014) and parameter estimation (Ionesi, Ramezani, & Jerome Jouffroy, 2019), as well as simultaneous state and parameter estimation (Jerome Jouffroy & Johann Reger, 2015) and fault detection (F.

Fischer, Todorovski, & J. Deutscher, 2021), being also relevant for the PDE and fractional-order sections of the control community (Ferdinand Fischer & Joachim Deutscher, 2020; Friedrich, Fokken, Matti Noack, & Johann Reger, 2025; D.-Y. Liu, T.-M. Laleg-Kirati, Olivier Gíbaru, & Wilfrid Perruquetti, 2013; Belkhatir & T.-M. Laleg-Kirati, 2018).

The modulating function method's essence, however, lies within the modulating function (MF): a user-defined function that satisfies certain boundary conditions. Precisely due to the selected set of boundary conditions, it is then possible to simplify the resulting equation using integration by parts: a process that can be elegantly formulated by defining a modulation operator, such as in Ungarala & Co, 2000. In addition, the modulating function plays a crucial role in the estimation process, as it defines the resulting filter characteristics (Maletinsky, 1979; Preisig & Rippin, 1993).

More recent contributions often design the modulating function as a solution of an auxiliary system, an approach initially proposed in Schmid & Roppenecker, 2011 (see M. Noack, Accioli, J. Reger, & J. Jouffroy, 2026 for a comprehensive timeline). In doing so, the

* The material in this paper was not presented at any conferences.

Email addresses: davi@sdu.dk (Davi G. Accioli), jerome@sdu.dk (Jerome Jouffroy).

resulting estimator can be simplified, even leading to well-known observer structures being directly generated from the modulating function method (Accioli & J. Jouffroy, 2024). Despite this elegant approach, directly selecting modulating functions remains one of the most popular MF design methods within the literature (Jerome Jouffroy & Johann Reger, 2015; Matti Noack, Rueda-Escobedo, Johann Reger, & Moreno, 2016; Ionesi, Ramezani, & Jerome Jouffroy, 2019).

Throughout the years, several MF families have been introduced, e.g., the sine family (M. Shinbrot, 1954), polynomial family (Loeb & Cahen, 1965), spline family (Maletinsky, 1979), complex Fourier family (Pearson, 1992), Hartley family (Patra & Unbehauen, 1995), and the different hyperbolic families (Accioli & J. Jouffroy, 2025). However, many of the modulating function families display a similar structure: a product of a term that satisfies the left boundary conditions with a term that satisfies the right boundary conditions, having a possible weight function associated with the result. Even though this notion is not new in the modulating function community, it has not been formally discussed yet.

In particular, it is crucial to understand how modulating functions are formulated, since it is often necessary to have them linearly independent from each other in parameter and state estimation problems (Ionesi, Ramezani, & Jerome Jouffroy, 2019). Furthermore, whenever these functions become fully orthogonal to the measured signal, sharp peaks tend to occur within the estimation process (see, e.g., Co & Ungarala, 1997; Ionesi, Ramezani, & Jerome Jouffroy, 2019; and Li, Boem, Pin, & Parisini, 2020). Thus, if it is possible to guarantee at least one of these conditions by construction, the applicability of this method for higher-order systems can be significantly improved.

Moreover, by having the modulating functions pre-selected and fixed, a simple time-invariant FIR implementation of the estimation algorithm is obtained, relying solely on the storage of the sampled signals and MFs used in the numerical integration procedure. In contrast, despite being mathematically elegant and providing deep theoretical connections, auxiliary systems may increase the computational load due to the modulating functions being obtained online and recalculated at every time step, as in Schmid & Roppenecker, 2011.

To fill this knowledge gap, this paper discusses and formally defines the algebraic properties of modulating functions. In doing so, a simple algorithm to construct a modulating function from *any* sufficiently smooth function is obtained. In particular, there are six main contributions to this paper:

- Formalizing algebraic properties of the sets of modulating functions;

- Discussing, formalizing, and illustrating the use of scalar multiplication and addition to construct new families of modulations;
- Proposing a simple algorithm to obtain *any* type of modulating function of *any* order from *any* sufficiently smooth function;
- Proposing 4 new families of modulating functions, with 3 of them being non-analytic functions;
- Exploiting the newly introduced TMF vector space to construct orthonormal total modulating functions;
- Illustrate how orthonormal total modulating functions can be used for parameter estimation of a boat's roll dynamics while avoiding matrix inversion issues.

After this introduction, Section 2 familiarizes the reader with the modulating function framework and its applications, in particular for parameter estimation, together with a brief overview of some modulating function families proposed over the years. Then, Section 3 discusses the closedness and group properties of modulating functions, culminating in an algorithm to generate MFs from any sufficiently smooth function. Next, the construction of MF families is illustrated in Section 4 through four new families of modulations, along with the construction of orthonormal TMFs. Then, an application example is shown in Section 5 and, lastly, some concluding remarks are made in Section 6.

2 Preliminaries

In this section, modulating functions, their main properties, and their application to parameter estimation problems are briefly introduced, together with some known families of modulating functions. Since Hermite functions (Takaya, 1968) and the Poisson Moment (Saha & Rao, 1983) *tend* to 0 at the boundary but are *not* 0, they do not satisfy the upcoming definitions for finite time and are not further discussed.

2.1 The Modulating Function Method

Modulating functions are the core of the modulating function method, and their defining property is that the function itself evaluates to 0 on the left or right boundary up to a certain differential order.

Definition 1 *Given a sufficiently smooth function $\varphi : \mathbb{R}[0, T] \mapsto \mathbb{R}$, it is called a modulating function of order $q \in \mathbb{N}_{>0}$ if it satisfies (Jerome Jouffroy & Johann Reger, 2015)*

$$\varphi^{(i)}(0) \cdot \varphi^{(i)}(T) = 0 \quad (1)$$

for $i \in \mathbb{N}[0, q - 1]$ and $T \in \mathbb{R}_{>0}$. Moreover,

- if $\varphi^{(i)}(0) = \varphi^{(i)}(T) = 0 \forall i$, then it is called a total modulating function (TMF), denoted φ_T ;
- if $\varphi^{(i)}(0) = 0 \forall i$ and $\exists i$ s.t. $\varphi^{(i)}(T) \neq 0$, then it is called a left modulating function (LMF), denoted φ_L ;

- if $\varphi^{(i)}(T) = 0 \forall i$ and $\exists i$ s.t. $\varphi^{(i)}(0) \neq 0$, then it is called a right modulating function (RMF), denoted φ_R .

Modulating functions are often employed within integral operators, and by exploiting concepts from linear operator theory, it is possible to define the modulation operator, which also has a concise notation.

Definition 2 Let $\varphi : \mathbb{R}[0, T] \mapsto \mathbb{R}$ be a modulating function of sufficient order $q \geq i \in \mathbb{N}$. Then, a modulation operator is given by (F. Fischer, Todorovski, & J. Deutscher, 2021)

$$\mathcal{M}^i[y(t)](t_0, t_1) := \int_{t_0}^{t_1} (-1)^i \varphi^{(i)}(\tau - t_0) y(\tau) d\tau, \quad (2)$$

for user-defined $t_0, t_1 \in \mathbb{R}$, $t_1 > t_0$, and $T := t_1 - t_0$.

Remark 3 The dependency of the modulation operator on t_0 and t_1 is henceforth omitted to avoid clutter, along with the introduction of the notation $\mathcal{M}[y] := \mathcal{M}^0[y]$. Moreover, modulation operators that utilize left, right, and total modulating functions are respectively denoted as \mathcal{M}_L , \mathcal{M}_R , and \mathcal{M}_T , which may also be numbered, e.g. ${}_1\mathcal{M}$, if different modulating functions are used.

The main application of the modulation operator within the MFM framework is to transfer derivatives of measured signals to the modulating function. In doing so, one effectively avoids differentiation of noisy signals.

Lemma 4 Let $\varphi \in \mathcal{C}^i([0, T])$. Then, applying modulation operator (2) to the derivative of a signal transfers the derivative to the modulating function, i.e.

$$\mathcal{M}[y^{(i)}] = \mathcal{M}^i[y] + P, \quad (3)$$

where

$$P := \sum_{j=0}^{i-1} (-1)^j \varphi^{(j)}(T) y^{(i-1-j)}(t_1) - \sum_{j=0}^{i-1} (-1)^j \varphi^{(j)}(0) y^{(i-1-j)}(t_0) \quad (4)$$

PROOF. Start by applying modulation operator (2) to the i -th derivative of a signal $y(t)$, denoted $y^{(i)}(t)$. Then, expand the definition of the modulation operator and successively perform integration by parts, leading to (3)-(4). ■

By using the fact that modulation operator (2) is a linear operator, problems involving linear systems can be elegantly reformulated. In particular, consider a SISO LTI system in input-output form given as

$$y^{(n)} + \sum_{i=0}^{n-1} a_i y^{(i)} = \sum_{i=0}^{n-1} b_i u^{(i)}, \quad (5)$$

where $a_i, b_i \in \mathbb{R}$.

For parameter estimation problems, one can easily use TMFs to form a system of linear equations and obtain the parameter estimate in fixed time (M. Shinbrot, 1954; Jerome Jouffroy & Johann Reger, 2015). If it is desired to estimate states or output derivatives instead, left and right MFs can be employed, also leading to an estimate in fixed time (D. Liu, T. Laleg-Kirati, W. Perruquetti, & O. Gibaru, 2014; Ionesi, Ramezani, & Jerome Jouffroy, 2019; Matti Noack, Johann Reger, & Jerome Jouffroy, 2023). In this paper, the focus is on parameter estimation using total modulating functions, which is a more challenging problem than state or derivative estimation (Korder, Matti Noack, & Johann Reger, 2022).

Theorem 5 Given a system described by (5), modulation operator (2), and linearly independent modulating functions not fully orthogonal to the measured signals $y(t) \in \mathbb{R}$ and $u(t) \in \mathbb{R}$, the system parameters can be estimated as

$$\hat{\theta} = \mathbf{W}^{-1} \mathbf{z}, \quad (6)$$

where

$$\hat{\theta} := [\hat{a}_0, \hat{a}_1, \dots, \hat{a}_{n-1}, \hat{b}_0, \dots, \hat{b}_{n-1}]^\top, \quad (7)$$

$$\mathbf{z} := [{}_1\mathcal{M}_T^n[y], \dots, {}_{2n}\mathcal{M}_T^n[y]]^\top, \quad (8)$$

and

$$\mathbf{W} := [-\mathbf{W}_y \quad \mathbf{W}_u], \quad (9)$$

for

$$\mathbf{W}_y := \begin{bmatrix} {}_1\mathcal{M}_T[y] & \cdots & {}_1\mathcal{M}_T^{n-1}[y] \\ {}_2\mathcal{M}_T[y] & \cdots & {}_2\mathcal{M}_T^{n-1}[y] \\ \vdots & \ddots & \vdots \\ {}_{2n}\mathcal{M}_T[y] & \cdots & {}_{2n}\mathcal{M}_T^{n-1}[y] \end{bmatrix} \quad (10)$$

and

$$\mathbf{W}_u := \begin{bmatrix} {}_1\mathcal{M}_T[u] & \cdots & {}_1\mathcal{M}_T^{n-1}[u] \\ {}_2\mathcal{M}_T[u] & \cdots & {}_2\mathcal{M}_T^{n-1}[u] \\ \vdots & \ddots & \vdots \\ {}_{2n}\mathcal{M}_T[u] & \cdots & {}_{2n}\mathcal{M}_T^{n-1}[u] \end{bmatrix}. \quad (11)$$

PROOF. Start by applying a total modulation operator (2) to (5), using Lemma 4, and reorganizing to obtain

$$\mathcal{M}_T^n[y(t)] = \sum_{i=0}^{n-1} -a_i \mathcal{M}_T^i[y] + b_i \mathcal{M}_T^i[u], \quad (12)$$

where the boundary condition terms from (3) are all 0 due to TMFs being used.

Next, repeat the process for a total of $2n$ equations and

rewrite the summation as a matrix multiplication to obtain

$$\mathbf{z} = \mathbf{W}\boldsymbol{\theta},$$

where \mathbf{W} is given by (9)-(11), \mathbf{z} is given by (8), and $\boldsymbol{\theta} := [a_0, a_1, \dots, a_{n-1}, b_0, b_1, \dots, b_{n-1}]^\top$.

Lastly, if the modulating functions are linearly independent and not fully orthogonal to the measured signal, then the resulting modulations are linearly independent and $\det \mathbf{W} \neq 0$, leading to (6) as the unique solution. ■

Even though this method converges at fixed-time T (Korder, Matti Noack, & Johann Reger, 2022; Byrski, 2003) and is robust to noise (Matti Noack, Rueda-Escobedo, Johann Reger, & Moreno, 2016), it is crucial to have the modulating functions to be linearly independent, otherwise the matrix \mathbf{W} becomes non-invertible, and the parameters cannot be estimated. One approach to this problem is to obtain the modulating function itself as the solution to an auxiliary system, an idea originally proposed in Schmid & Roppenecker, 2011 (see also M. Noack, Accioli, J. Reger, & J. Jouffroy, 2026), but many contributions simply select a function from a previously known repertoire of modulating functions, often lacking a formal guarantee of linear independence. To increase this repertoire, many families of MFs have been proposed, each of them with their particular properties.

Remark 6 *It is important to note that the following discussion is not an exhaustive list, and the modulating functions explicitly given here were selected mainly based on their algebraic structure and formulation.*

2.2 Brief Overview of Known Modulating Functions

The first family of modulating functions to be proposed was the sine-type TMF family, given by

$$\varphi(\tau) = \sin^q \left(\frac{q\pi}{T} \tau \right), \quad (13)$$

where $q \in \mathbb{N}_{>0}$ is the order of the modulating function and $T \in \mathbb{R}_{>0}$ is the integration window. This family of modulating functions was introduced by Shinbrot together with the notion of the modulating function method in M. Shinbrot, 1954.

About 10 years later, the polynomial family of modulating functions was introduced by Loeb & Cahen, 1965, expressed as

$$\varphi(\tau) = F(\tau)\tau^{q_1}(\tau - T)^{q_2}, \quad (14)$$

where the tuning parameters $q_1, q_2 \in \mathbb{N}_{>0}$ dictate the order of the modulating function and $F : \mathbb{R} \mapsto \mathbb{R}$ is a user-defined sufficiently smooth weight function. Unlike the sine family, polynomial MFs can generate left, right, and total modulating functions, meaning that they can

Comparison of normalized 2nd order TMF

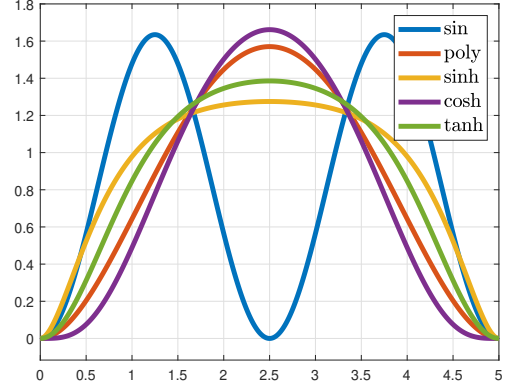


Fig. 1. Illustration of total modulating functions of order 2 for $F(\tau) = 1$ from different families. A power normalization has been performed for easier visualization, as in Accioli & J. Jouffroy, 2025 and Asiri, D.-Y. Liu, & T.-M. Laleg-Kirati, 2021.

be used for different types of estimation problems. For that reason, they are commonly found in the literature, as seen in Jerome Jouffroy & Johann Reger, 2015; Ionesi, Ramezani, & Jerome Jouffroy, 2019; and Matti Noack, Rueda-Escobedo, Johann Reger, & Moreno, 2016.

Then, after the spline family of modulations introduced by Maletinsky, 1979, the complex Fourier family of TMFs was introduced in Pearson, 1992, being given as

$$\varphi(\tau) = \frac{1}{T} e^{-im\omega_0\tau} (e^{-i\omega\tau} - 1)^q, \quad (15)$$

and being based on the Fourier transform and frequency domain properties, where $i := \sqrt{-1}$ is the imaginary unit, $m \in \mathbb{Z}$, and $\omega_0 = 2\pi/T$. Soon after, the Hartley family of total modulating functions was introduced in Patra & Unbehauen, 1995, also focusing on the frequency domain characteristics of the resulting filter.

More recently, two more LMFs were introduced in Pin, Chen, & Parisini, 2019, namely the exponential left modulating function

$$\varphi(\tau) = (1 - e^{-c\tau})^q \quad (16)$$

and a time-monomial modulating function.

Lastly, a total of 16 families of hyperbolic modulating functions were introduced by Accioli & J. Jouffroy, 2025, with the 4 main families being the hyperbolic sine family

$$\varphi(\tau) = F(\tau) \sinh^{q_1}(c_1\tau) \sinh^{q_2}(c_2(T - \tau)); \quad (17)$$

the hyperbolic cosine family

$$\varphi(\tau) = F(\tau) (\cosh(c_1\tau) - 1)^{q_1} (\cosh(c_2(T - \tau)) - 1)^{q_2}; \quad (18)$$

the hyperbolic tangent family

$$\varphi(\tau) = F(\tau) \tanh^{q_1}(c_1\tau) \tanh^{q_2}(c_2(T - \tau)); \quad (19)$$

and the hyperbolic secant family

$$\varphi(\tau) = F(\tau)(\operatorname{sech}(c_1\tau) - 1)^{q_1}(\operatorname{sech}(c_2(T - \tau)) - 1)^{q_2}; \quad (20)$$

all of which generate left, right, and total modulating functions with tuning parameters $c_1, c_2 \in \mathbb{R}_{\neq 0}$, along with their other formulations. To illustrate some of these different families, a visual comparison of modulating functions is shown in Figure 1.

Another topic discussed in Accioli & J. Jouffroy, 2025 is that it is possible to use different hyperbolic functions to satisfy the left and right boundary conditions, leading to the other 12 MF families of mixed hyperbolic modulations. The boundary conditions are satisfied through the product of two different functions, which, individually, satisfy either the left or right boundary condition. Formally, this can be discussed through the algebraic properties of the sets of modulating functions.

3 The Algebra of Modulating Functions

One important property that is not discussed within the modulating function community is that new modulating functions can be obtained by adding and multiplying previously known MFs. This can be formalized in terms of the sets of modulating functions being closed under certain operations, and, consequently, providing a guaranteed path to obtain new modulating functions or manipulate and tune existing ones.

Theorem 7 *Let $\Phi_L, \Phi_R,$ and Φ_T respectively be the sets of all left, right, and total modulating functions, and Φ be the set of modulating functions, i.e. $\Phi = \{\Phi_L, \Phi_R, \Phi_T\}$. Then, it follows that*

- $\Phi_L, \Phi_R, \Phi_T,$ and Φ form abelian semigroups under scalar multiplication;
- Φ_L and Φ_R are closed under scalar multiplication with any sufficiently smooth nonzero function $F(\tau)$;
- Φ_T and Φ are closed under scalar multiplication with any sufficiently smooth function $F(\tau)$;
- Φ_T forms an abelian group under scalar addition, a vector space, and an associative and commutative algebra.

PROOF. To avoid cluttering, the time dependency of the modulating functions is often omitted.

Given any two LMFs ${}_1\varphi_L(\tau) \in \mathcal{C}^q([0, T])$ and ${}_2\varphi_L(\tau) \in \mathcal{C}^q([0, T])$ for $q := \max(q_1, q_2)$, their product and the derivatives of their product can be evaluated using the

product rule as

$$({}_1\varphi_L {}_2\varphi_L)^{(k)} = \sum_{i=0}^k \binom{k}{i} {}_1\varphi_L^{(k-i)} {}_2\varphi_L^{(i)}, \quad (21)$$

having $k \in \mathbb{N}[0, q_1 + q_2 - 1]$. Evaluating the product at the left boundary, it satisfies the left boundary condition

$$({}_1\varphi_L {}_2\varphi_L)^{(k)}(0) = \sum_{i=0}^k \binom{k}{i} {}_1\varphi_L^{(k-i)}(0) {}_2\varphi_L^{(i)}(0) = 0 \quad (22)$$

by definition, as every combination of derivative ${}_1\varphi_L^{(k-i)}(0)$ of order $k - i \geq q_1$ is paired with a derivative ${}_2\varphi_L^{(i)}(0)$ where $i < q_2$. Next, it is necessary to prove that the right boundary is non-zero for some k . To do so, evaluate the product at T , i.e.

$$({}_1\varphi_L {}_1\varphi_L)^{(k)}(T) = \sum_{i=0}^k \binom{k}{i} {}_1\varphi_L^{(k-i)}(T) {}_2\varphi_L^{(i)}(T), \quad (23)$$

and note that all index combinations are uniquely present in the derivatives from 0 to $q_1 + q_2 - 1$. Since at least one derivative of ${}_1\varphi_L$ and ${}_2\varphi_L$ is non-zero at the right boundary, at least one non-zero product is obtained at the right boundary. Thus, the product of two LMFs is an LMF, i.e. ${}_1\varphi_L {}_2\varphi_L = {}_3\varphi_L$, and the set Φ_L is closed under the associative operation of scalar multiplication. Thus, it is an abelian semigroup under scalar multiplication. The same argument applies to the set Φ_R and for multiplication with sufficiently smooth nonzero functions $F(\tau)$. For TMFs, it suffices to show that, by definition,

$${}_1\varphi_T(0) {}_1\varphi_T(0) = {}_1\varphi_T(T) {}_1\varphi_T(T) = 0 \cdot 0 = 0. \quad (24)$$

Thus, the product of any two TMFs is a TMF of order at least 1, but higher order terms can be discussed with the same arguments as for LMFs and RMFs, with the exception that now the function $F(\tau)$ does not have to be nonzero. In particular, the zero function trivially satisfies the boundary conditions of an infinite-order TMF, a fact that will be used later.

Next, consider the product of an LMF with an RMF, evaluate it at the boundaries, and note that, again by definition,

$$\varphi_L(0)\varphi_R(0) = 0 \cdot \varphi_R(0) = 0 \quad (25)$$

$$\varphi_L(T)\varphi_R(T) = \varphi_L(T) \cdot 0 = 0. \quad (26)$$

Thus, the product of a left and a right modulating function is, at least, a total modulating function of order 1. Then, consider the product of a TMF with an LMF or RMF and evaluate it at the boundaries to obtain, once

again by definition,

$$\varphi_T(0)\varphi_L(0) = 0 \cdot 0 = 0 \quad (27)$$

$$\varphi_T(T)\varphi_L(T) = 0 \cdot \varphi_L(T) = 0 \quad (28)$$

$$\varphi_T(0)\varphi_R(0) = 0 \cdot \varphi_R(0) = 0 \quad (29)$$

$$\varphi_T(T)\varphi_R(T) = 0 \cdot 0 = 0. \quad (30)$$

Next, use the fact that scalar multiplication is associative as well as commutative and that the product of a sufficiently smooth function $F(\tau)$ with any modulating function cannot remove existing zero boundary conditions, by the same arguments as above, to conclude that the set of modulating functions Φ is closed under multiplication, forming an abelian, i.e. commutative, semigroup.

Lastly, note that the set of TMFs Φ_T includes the trivial solution $\varphi_T(\tau) = 0$ and is closed under addition since

$${}_1\varphi_T(0) + {}_2\varphi_T(0) = 0 + 0 = 0 \quad (31)$$

$${}_1\varphi_T(T) + {}_1\varphi_T(T) = 0 + 0 = 0. \quad (32)$$

Moreover, given any TMF with an arbitrary sufficiently smooth weight function $F_1(\tau)$, the additive inverse is uniquely obtained by selecting $F_2(\tau) = -F_1(\tau)$. Since Φ_T has an additive identity, is closed under the associative and commutative operator of scalar addition, and every TMF has an additive inverse, Φ_T forms a commutative, i.e. abelian, group under scalar addition. Lastly, since Φ_T forms an abelian semigroup under scalar multiplication and also forms an abelian group under addition, it suffices to note that scalar multiplication distributes under the associative addition operation to conclude that Φ_T also forms a vector space and an associative and commutative algebra. ■

Proposition 8 *Given any two modulating functions, the following properties are satisfied:*

- the sum of LMFs is a modulating function;
- the sum of RMFs is a modulating function;
- the sum of a TMF and an LMF is an MF;
- the sum of a TMF and an RMF is an MF.

PROOF. Given any two sufficiently smooth LMFs ${}_1\varphi_L$ and ${}_2\varphi_L$, the derivatives of their sum is given as

$$({}_1\varphi_L + {}_2\varphi_L)^{(i)} = {}_1\varphi_L^{(i)} + {}_2\varphi_L^{(i)}, \quad (33)$$

where $i \in \mathbb{N}_{>0}$. By assuming $q_1 \leq q_2$ without any loss of generality, the left boundary trivially evaluates to 0 up to order $q_1 - 1$, but the right boundary is 0 iff ${}_1\varphi_L^{(i)}(T) = -{}_2\varphi_L^{(i)}(T)$, and otherwise is non-zero. Thus, the right boundary can be 0 or non-zero up to derivative $q_1 - 1$, resulting in a TMF or an LMF, respectively. If the right boundary is 0 up to the $q \geq q_1$ -th derivative, then it is

an RMF since the left boundary condition of ${}_1\varphi_L$, i.e. ${}_1\varphi_L^{(q_1)}(0)$, must be non-zero, given that it is an LMF of order q_1 . Using the same arguments, the sum of two RMFs can be an LMF, RMF, or TMF, and the sum of a TMF with an LMF or RMF is also a modulating function. ■

Remark 9 *Note that, even though the sum of an LMF and an RMF may be a modulating function, the sum of an LMF with an RMF is not necessarily a modulating function. As a simple example, consider an LMF ${}_1\varphi_L$ of arbitrary order $q_1 \geq 1$ that satisfies ${}_1\varphi_L(T) = 1$ and an RMF ${}_2\varphi_R$ of arbitrary order $q_2 \geq 1$ satisfying ${}_2\varphi_R(0) = 1$. Then, regardless of the boundary conditions for higher derivatives, their sum cannot satisfy the 0-th order derivative boundary condition to be an MF.*

The properties discussed in Proposition 8 and its proof provide a very interesting tuning procedure of modulating functions: given any left or right modulating functions ${}_1\varphi_L \in \Phi_L$ and ${}_1\varphi_R \in \Phi_R$ of order q_1 , they are invariant under addition with any TMF $\varphi_T \in \Phi_T$ of order $q \geq q_1$, i.e. ${}_1\varphi_L + \varphi_T = {}_2\varphi_L \in \Phi_L$, ${}_1\varphi_R + \varphi_T = {}_2\varphi_R \in \Phi_R$, and $q_2 = q_1$. Thus, it is possible to manipulate LMFs and RMFs without changing their order by adding TMFs of at least the same order.

Similarly, by multiplying MFs together, it is possible to increase the order of the resulting MF, as shown in the proof of Theorem 7. In this sense, it is possible to increase and decrease the order of the modulating function as desired by simple addition and multiplication. These two properties are summarized in the Corollary below.

Corollary 10 *Let ${}_1q_L, {}_1q_R \in \mathbb{N}_{>0}$ be respectively the order of the sufficiently smooth modulating function ${}_1\varphi(\tau)$ on the left and right boundaries; and ${}_2q_L, {}_2q_R \in \mathbb{N}_{>0}$ be the order of the sufficiently smooth modulating function ${}_2\varphi(\tau)$ on the left and right boundaries, respectively. Then, it follows that*

- Combining the two modulating functions using a product, i.e. ${}_3\varphi(\tau) = {}_1\varphi(\tau) {}_2\varphi(\tau)$, increases the order of the left and right boundary conditions to ${}_3q_L = {}_1q_L + {}_2q_L$ and ${}_3q_R = {}_1q_R + {}_2q_R$;
- Combining the two modulating functions using addition, i.e. ${}_3\varphi(\tau) = {}_1\varphi(\tau) + {}_2\varphi(\tau)$, changes the order to ${}_3q_L \geq \min({}_1q_L, {}_2q_L)$ and ${}_3q_R \geq \min({}_1q_R, {}_2q_R)$.

These properties are applicable to any family of modulating functions and, therefore, allow for new modulating functions to be built using the operations of addition and multiplication in this set of rules. For example, the product of polynomial MFs always results in a polynomial MF, i.e.

$$(\tau^{q_1}(\tau - T)^{q_2}) \cdot (\tau^{q_3}(\tau - T)^{q_4}) = \tau^{q_1+q_3}(\tau - T)^{q_2+q_4},$$

and, consequently, still a modulating function, but of a higher order. Similarly, the product of two hyperbolic MFs might not be reducible, as discussed in Accioli & J. Jouffroy, 2025, but it is still a modulating function nonetheless.

Additionally, since the sinh and cosh functions are at the core of the study of the exponential function (Hestenes, 1999, pp. 73-75), by summing a sinh and cosh LMF of order 1 with $F_1 = F_2 = F$ and $c_1 = c_2 = c$, one directly obtains an exponential LMF, i.e.

$$F(\tau) \sinh(c\tau) + F(\tau)(\cosh(c\tau) - 1) = F(\tau) (e^{c\tau} - 1). \quad (34)$$

By repeating the same procedure for RMFs and combining the two results with repeated multiplication, the family of exponential modulations is obtained through Theorem 7, being given as

$$\varphi(\tau) = F(\tau) (e^{c_1\tau} - 1)^{q_1} \left(e^{c_2(T-\tau)} - 1 \right)^{q_2}, \quad (35)$$

with the same tuning parameters as (17)-(20). This result generalizes the left modulating exponential function (16) introduced in Pin, Chen, & Parisini, 2019, i.e.

$$\varphi(\tau) = (1 - e^{c\tau})^q$$

and can be compared to the complex Fourier TMFs (15)

$$\varphi(\tau) = \frac{1}{T} e^{-im\omega_0\tau} (e^{-i\omega\tau} - 1)^q,$$

showing a notable resemblance. Although c_1 and $F(\tau)$ have been assumed to be real-valued, the same boundary conditions are satisfied if they are complex. Therefore, both (15) and (16) are particular cases of (35).

A pattern emerges from these modulating function families: the function minus its evaluation on the left boundary multiplied by the analogous version at the right boundary. Consequently, a simple procedure can be deduced to create a modulating function from any sufficiently smooth function $g(\tau)$ using Theorem 7, Theorem 8, and Corollary 10.

Theorem 11 *Given any sufficiently smooth scalar function $g : \mathbb{R}[0, T] \mapsto \mathbb{R}$, a family of modulating functions can be obtained as*

$$\varphi(\tau) = F(\tau) (g(\tau) - g(0))^{q_1} (g(\tau) - g(T))^{q_2}, \quad (36)$$

where the sufficiently smooth function $F(\tau) \in \mathbb{R}$, as well as the coefficients $T \in \mathbb{R}_{>0}$ and $q_1, q_2 \in \mathbb{N}$, are user defined parameters.

PROOF. Start by assuming a sufficiently smooth function $g : \mathbb{R}[0, T] \mapsto \mathbb{R}$ and subtract the value of the func-

tion evaluation at the left boundary to obtain a left modulating function of order 1 given by

$$\varphi_L(\tau) = g(\tau) - g(0). \quad (37)$$

Then, multiply φ_L with itself for a total of q_1 times to increase the order of the modulating function per Corollary 10. Next, note that a first-order RMF can be generated as

$$\varphi_R(\tau) = g(\tau) - g(T), \quad (38)$$

and its order can be increased to q_2 through repeated multiplication. Since the product of modulating functions is also a modulating function per Theorem 7, a new family of modulating functions is obtained as (36), having also included the sufficiently smooth weight function $F(\tau) \in \mathbb{R}$ in accordance with Theorem 7. ■

Remark 12 *Although one could obtain the right modulating function as $\varphi_R = g(T - \tau) - g(0)$, the alternative $\varphi_R = g(\tau) - g(T)$ is seldom mentioned, possibly in an attempt to maintain symmetry. However, symmetry is not necessary in any of the results proposed within this document and, therefore, is not a necessary restriction.*

Thus, it is not at all a coincidence that, e.g., hyperbolic modulating functions can be used to generate new families of modulating functions, much less that the structure obtained is similar to the sine, polynomial, and complex Fourier MFs given in, respectively, (13), (14), and (15). By following a simple procedure, *any* sufficiently smooth function can be used to generate *any* type (left, right, or total) of MF of *any* order.

More importantly, Theorems 7 and 11, together with Proposition 8, allow one to construct more modulating functions as needed, along with providing a simple way to tune modulating functions by using addition and multiplication, i.e. Corollary 10. In doing so, not only is it possible to ensure that the modulating functions are linearly independent, as later illustrated, but it is also not necessary to utilize anything beyond basic arithmetic operations to infinitely extend the repertoire of modulating functions. Additionally, this formulation does not require the modulating functions to be computed online, and, consequently, does not demand as much processing power as auxiliary system-based approaches.

4 Constructing New Modulation Families

As an illustration of how to use Theorem 11 to obtain new families of modulating functions, 1 analytic and 3 non-analytic modulating functions are constructed hereafter. Lastly, the vector space properties of the set Φ_T are exploited together with Corollary 10 to ensure linear independence of TMFs by construction.

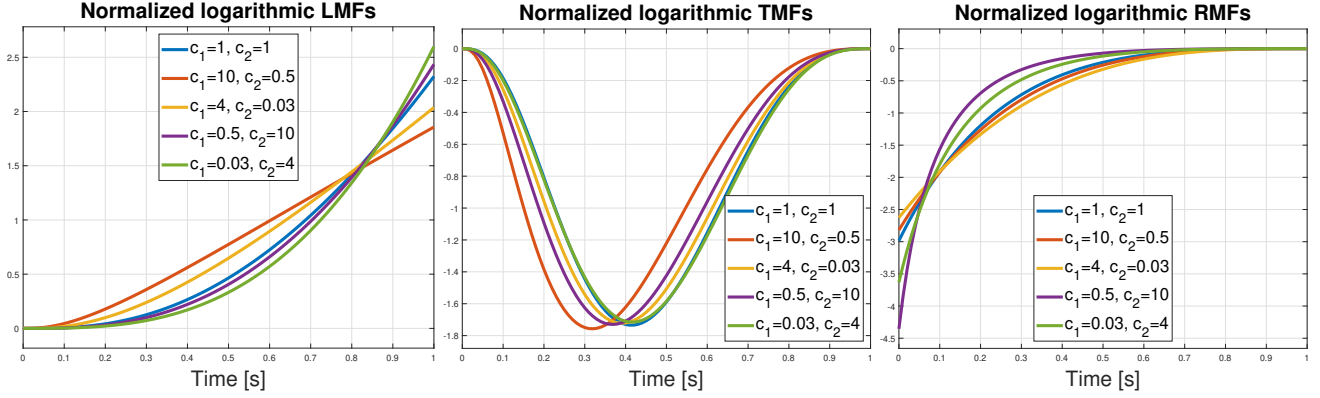


Fig. 2. Examples of the logarithmic modulating functions generated from (41). The weight function is $F(\tau) = 1$ in all cases, having $q_1 = 3$ and $q_2 = 0$ for LMFs (left); $q_1 = q_2 = 3$ for TMFs (center); and $q_1 = 0$ and $q_2 = 3$ for RMFs (right). All functions use $T = 1$ s.

4.1 Analytic Function Example

Since hyperbolic functions and exponential functions have already been used to generate modulating functions, consider now the natural logarithm function. By restricting the domain to $[1, T+1]$ to satisfy the smoothness requirements¹ and considering a possible scaling factor $c \in \mathbb{R}_{>0}$, the function $\ln(c\tau + 1)$ is readily obtained for $\tau \in \mathbb{R}[0, T]$. This function is infinitely differentiable and, despite evaluating to 0 on the left boundary, since $\ln(0+1) = 0$, all derivatives on the left boundary are non-zero. Consequently, a left modulating function of any order q can be obtained by applying Theorem 11, giving rise to the logarithmic LMF family

$$\varphi_L(\tau) = (\ln(c\tau + 1))^q. \quad (39)$$

Similarly, by evaluating the \ln function at the right boundary, the function is non-zero for all derivatives for all T . Following the same structure, a family of logarithmic RMFs can be constructed using Theorem 11 as

$$\varphi_R(\tau) = (\ln(c\tau + 1) - \ln(cT + 1))^q, \quad (40)$$

which can then be combined with (39) to generate the logarithmic family of MFs

$$\varphi(\tau) = F(\tau)(\ln(c_1\tau + 1))^{q_1}(\ln(c_2\tau + 1) - \ln(c_2T + 1))^{q_2}, \quad (41)$$

having now included the weight function $F(\tau)$ and added indices to the parameters c and q . Some examples of LMFs, TMFs, and RMFs obtained from (41) are shown in Figure 2.

Of course, this process can be used for any arbitrary function that satisfies the smoothness condition, as discussed in Theorem 11. However, no power series expansion has

¹ This could be any compact interval starting at some non-zero $a \in \mathbb{R}_{>0}$ and ending at $T + a$.

been used in any of the proofs, and, consequently, it is possible to construct modulating functions that are non-analytic.

4.2 Non-analytic Function Example

In light of this notion, the space of test functions might be a good candidate for new modulating functions, as they provide infinitely smooth functions with compact support that are not identically zero (Grubb, 2008, p. 10). Consider first the two-sided bump described by

$$h(\tau) = \begin{cases} e^{\frac{-1}{1-\tau^2}}, & \text{for } |\tau| < 1 \\ 0, & \text{for } |\tau| \geq 1 \end{cases}, \quad (42)$$

a ubiquitous example of test functions. This function can be easily converted into a family of TMFs of infinite order by simply shifting it one unit to the right, scaling τ to fit within the time window, and multiplying by a sufficiently smooth function $F(\tau)$ per Theorem 7 to obtain

$$\varphi_T(\tau) = F(\tau) h\left(\frac{2\tau}{T} - 1\right). \quad (43)$$

In this case, the only tuning parameter available is $F(\tau)$, but since there are no restrictions on $F(\tau)$ besides smoothness, the tuning possibilities remain vast.

Similarly, consider now the function

$$f(\tau) = \begin{cases} e^{-\frac{1}{\tau}}, & \text{for } \tau > 0 \\ 0, & \text{for } \tau \leq 0 \end{cases} \quad (44)$$

which, by construction, evaluates to zero on the left boundary, also for all derivatives. By combining this function in a particular way, it is possible to obtain a

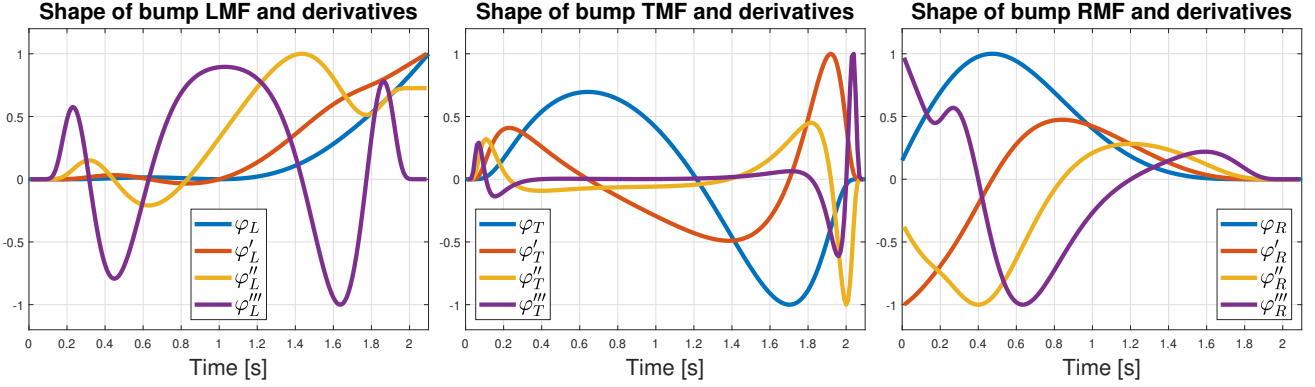


Fig. 3. Examples of the non-analytic modulating functions (46), (43), and (47). The weight functions are, respectively: $F(\tau) = (\tau/T)^2 - 2\tau/T + 1$ (left); $F(\tau) = 5 - \sinh(4\tau/T)$ (center); and $F(\tau) = \sin(3(1 - \tau/T)^T)$ (right). All functions used the arbitrary time interval of $T = 2.1s$ and were scaled to the y -axis interval $[-1, 1]$ for visual comparison.

smooth transition between two points, similar to what was done in Johann Reger, 2008, given as

$$g(\tau) = \frac{f(\tau)}{f(\tau) + f(1 - \tau)}, \quad (45)$$

which is a function that starts at $g(0) = 0$ and smoothly arrives at $g(1) = 1$.

By then scaling τ to the interval $[0, T]$ and multiplying by a sufficiently smooth function $F(\tau)$ that has at least one non-zero derivative on the right boundary, the family of LMFs

$$\varphi_L(\tau) = F(\tau) g\left(\frac{\tau}{T}\right) \quad (46)$$

is obtained using Theorem 7. Note that the restriction on the function $F(\tau)$, i.e. it must evaluate to a non-zero value at the right boundary for some derivative of finite order, is not present for TMFs given by (43).

Lastly, a family of RMFs can also be generated as

$$\varphi_R(\tau) = F(\tau) g\left(1 - \frac{\tau}{T}\right), \quad (47)$$

where $F(\tau)$ must be non-zero at the left boundary for some finite derivative, analogous to the condition mentioned for (46). Some examples of bump modulating functions, more precisely an LMF given as (46) (left), a TMF given as (43) (center), and an RMF given as (47) (right) and their derivatives, are seen in Figure 3.

Remark 13 Care must be taken when using test functions as modulating functions, since they do not form an algebra, and addition is not necessarily well-defined.

4.3 Orthogonal Total Modulating Functions

One important assumption in Theorem 5 is that the modulating functions are linearly independent. However, since the set of total modulating functions forms

a vector space, this can be guaranteed by construction. To do so, we let Φ_T be a subspace of the Hilbert space $\mathcal{L}^2[0, T]$, together with its induced norm. For clarity of exposition, the inner product is denoted $\langle \cdot, \cdot \rangle$.

Starting with a TMF ${}_1\psi_T(\tau)$ of order $q_1 \geq q$, use Theorem 7 to select the first TMF for the estimation process as

$${}_1\varphi_T(\tau) = \frac{{}_1\psi_T(\tau)}{\|{}_1\psi_T\|}. \quad (48)$$

Next, take a second TMF ${}_2\psi_T(\tau)$ of order $q_2 \geq q$ and, again, use Theorem 7 and Corollary 10 to construct the TMF ${}_2\varphi_T(\tau)$ through the two step procedure: first, note that ${}_2\bar{\varphi}_T(\tau)$ is given by

$${}_2\bar{\varphi}_T(\tau) = {}_2\psi_T(\tau) - \langle {}_1\varphi_T, {}_2\psi_T \rangle {}_1\varphi_T(\tau) \quad (49)$$

and is also a TMF. Then, define ${}_2\varphi_T(\tau)$ as

$${}_2\varphi_T(\tau) = \frac{{}_2\bar{\varphi}_T(\tau)}{\|{}_2\bar{\varphi}_T\|}. \quad (50)$$

Simply continue the process to obtain ${}_3\varphi_T(\tau)$ from the TMF ${}_3\psi_T(\tau)$ of order $q_3 \geq q$ as

$${}_3\bar{\varphi}_T = {}_3\psi_T - \langle {}_1\varphi_T, {}_3\psi_T \rangle {}_1\varphi_T - \langle {}_2\varphi_T, {}_3\psi_T \rangle {}_2\varphi_T \quad (51)$$

along with

$${}_3\varphi_T(\tau) = \frac{{}_3\bar{\varphi}_T(\tau)}{\|{}_3\bar{\varphi}_T\|}, \quad (52)$$

repeating the process for as many TMFs as desired.

By following this process, all obtained modulating functions ${}_i\varphi_T(\tau)$ are orthogonal to each other and have unit norm. Note also that, for total modulating functions ${}_i\psi_T(\tau)$ of order $q_i \geq q$, all modulating functions generated through this process have, necessarily, order larger than or equal to q , according to Corollary 10.

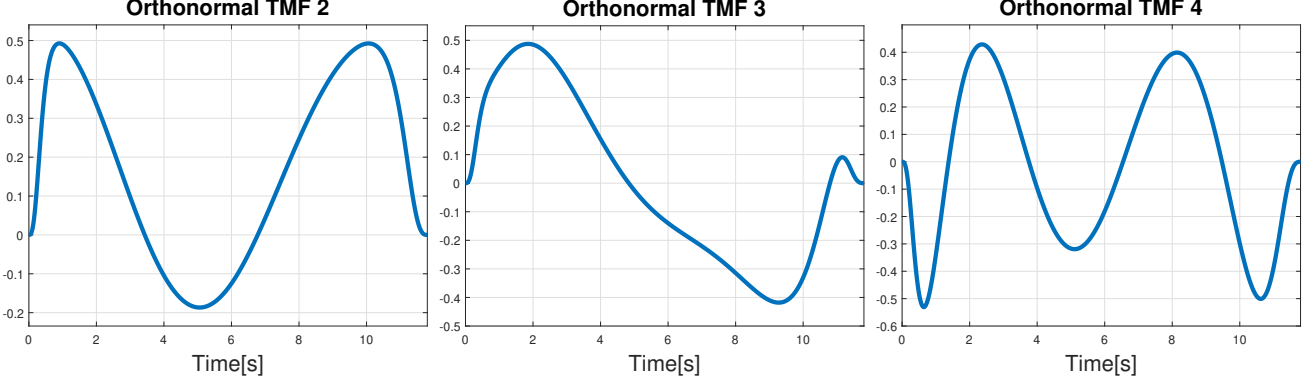


Fig. 4. Orthogonal modulating functions obtained from the Gram-Schmidt process performed in the inner product space $\Phi_T \subset \mathcal{L}^2[0, T]$ for the candidates ${}_1\psi_T = t^3(T-t)^4$, together with ${}_2\psi_T$, ${}_3\psi_T$, and ${}_4\psi_T$ given in (53)-(55).

As an example, consider the first modulating function ${}_1\psi_T(\tau) = t^3(T-t)^4$, which is then normalized to obtain ${}_1\varphi_T$, along with the arbitrarily selected

$${}_2\psi_T = \tanh^3(3\tau) \tanh^3(1.5(T-\tau)) \quad (53)$$

$${}_3\psi_T = \left(5 - \sinh\left(4\frac{\tau}{T}\right)\right) h\left(\frac{2\tau}{T} - 1\right) \quad (54)$$

$${}_4\psi_T = \tanh(3\tau) h\left(\frac{2\tau}{T} - 1\right), \quad (55)$$

having $h(\tau)$ defined according to (42). By following the Gram-Schmidt process illustrated above to then obtain ${}_2\varphi_T$, ${}_3\varphi_T$, and ${}_4\varphi_T$, one obtains the 4 orthonormal TMFs shown in Figure 4, guaranteeing linear independence of the total modulating functions. Moreover, due to Corollary 10, all modulating functions are of order $q_i \geq 3$.

5 Application Example

As a practical application of this method, consider now the parameter estimation problem of a boat's roll dynamics at low angular speeds, described by (Ramezani, Chaudhuri, Jerome Jouffroy, Baurichter, & Matrup Hansen, 2025)

$$\ddot{\phi} + a_1\dot{\phi} + a_0\phi + a_{nl}\phi^3 = b_0u, \quad (56)$$

where the input torque $u(t) \in \mathbb{R}$ and the boat roll angle $\phi(t) \in \mathbb{R}$ are assumed to be measured. Note that, despite this system being nonlinear, the nonlinearity only depends on known variables and, therefore, can still be handled using Theorem 5 by considering it as another input. Such an extension is also discussed for derivative estimation in, e.g., Accioli & J. Jouffroy, 2025.

The coefficients a_0 , a_1 , a_{nl} , b_0 are related to the density of the fluid ρ , the acceleration of gravity g , the volume displacement of the ship ∇ , the mean metacentric height \overline{GM} , the linear drag coefficient $K_{\dot{\phi}}$, the nonlinear restoring coefficient K_{ϕ^3} , the roll inertia I_x and the

added mass coefficient ΔI_x through the relations

$$\begin{aligned} a_0 &= \frac{\rho g \nabla \overline{GM}}{I_x + \Delta I_x}, & a_1 &= \frac{K_{\dot{\phi}}}{I_x + \Delta I_x}, \\ a_{nl} &= \frac{K_{\phi^3}}{I_x + \Delta I_x}, & b_0 &= \frac{1}{I_x + \Delta I_x}. \end{aligned} \quad (57)$$

Note also that, since b_0^{-1} gives the total roll inertia, coefficients such as $K_{\dot{\phi}}$ and K_{ϕ^3} can be individually obtained using the estimates \hat{b}_0 , \hat{a}_1 , and \hat{a}_{nl} . Similarly, \overline{GM} can also be estimated using \hat{b}_0 and \hat{a}_0 since ρ and g are known constants. Thus, it is possible to, for example, estimate the impact of moving cargo or personnel on the boat's moment of inertia.

The true model parameters were then selected as $a_0 = 1.33$, $a_1 = 0.64$, $a_{nl} = 2.43$, and $b_0 = 6.4 \cdot 10^{-6}$, being obtained from the canting keel parameters given in Ramezani, Chaudhuri, Jerome Jouffroy, Baurichter, & Matrup Hansen, 2025, while the input is given as $u(t) = 115625 \cos(0.5t)$ and zero-mean Gaussian noise with standard deviation $\sigma = 0.015$ is added to the output. Such noise levels were selected based on existing literature for attitude estimation, such as Mahony, Hamel, & Pflimlin, 2008. Lastly, the initial conditions were selected as $\phi(0) = \dot{\phi}(0) = 0$.

To estimate the 4 parameters, the modulating functions utilized were the four orthonormal TMFs illustrated in Section 4.3, namely ${}_1\varphi_T$, ${}_2\varphi_T$, ${}_3\varphi_T$, and ${}_4\varphi_T$ obtained from ${}_1\psi_T = t^3(T-t)^4$ along with ${}_2\psi_T$, ${}_3\psi_T$, and ${}_4\psi_T$ given by (53)-(55). Then, numerical simulations were run using Theorem 5 and the proposed modulating functions: the measured system response, relative estimation error for the parameter estimation, and the determinant of \mathbf{W} are shown in Figure 5.

It is clear to see that the linear independence of the modulating functions was guaranteed: the determinant of \mathbf{W} settles around a non-zero value, only crossing zero for a brief period between 12.6s and 13.4s, which is the region where the error of the associated parameter estimates

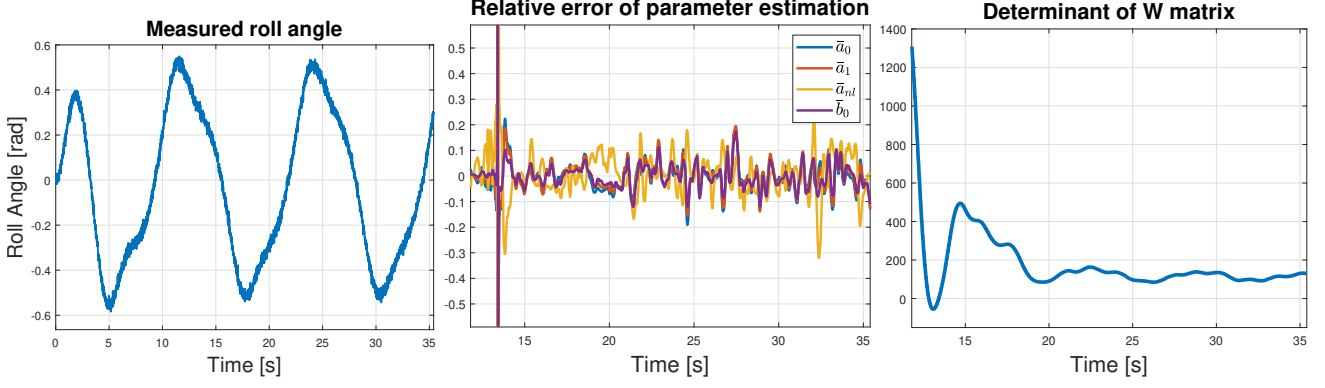


Fig. 5. Results of the parameter estimation for system (56) with 4 orthonormal TMFs: the measured output (left); relative error for the parameter estimates (center); determinant of the \mathbf{W} matrix of (6). The simulation used the 4 orthonormal modulating functions discussed in Section 4.3, along with $T = 11.8s$. The estimated parameters are roughly around a 10%-15% margin of the true values.

drastically increases. This indicates that, even though the modulating functions are orthogonal to each other, they are also orthogonal to the measured signal for this brief period of time. Nevertheless, the relative error for the estimates of all parameters stays within 10% of the true values for the majority of the time, and rarely goes beyond 20%.

The sharp peak around 13s in Figure 5 illustrates the main known issue of this approach: in many previous contributions, such as Co & Ungarala, 1997, Ionesi, Ramezani, & Jerome Jouffroy, 2019, and Li, Boem, Pin, & Parisini, 2020, the matrix \mathbf{W} becomes non-invertible for some periods, leading to sharp peaks in the estimation error. Unlike in previous contributions, this issue did not occur more than once in Figure 5, indicating that this approach may be better suited for practical applications.

Moreover, one can improve this result by using more modulating functions. Since the vector space generated by the set of TMFs is infinite-dimensional, the Gram-Schmidt process can be continued indefinitely, as long as sufficiently different TMF candidates ${}_i\psi_T$ are utilized. In this case, we start with the sine-type TMFs described by (13), but now also considering an arbitrary weight function $F(\tau)$ according to Theorem 7, namely

$$\varphi_T(\tau) = F(\tau) \sin^q\left(\frac{q\pi}{T}\tau\right).$$

We then construct the TMF candidate ${}_5\psi_T(\tau)$ by adding together sine-type TMFs of orders 3 and 4 with the respective weight functions e^τ and $e^{-\tau}$. Furthermore, we also add the ln-type TMF (41) with the arbitrarily selected coefficients $q_1 = q_2 = 3$, $c_1 = 5$, $c_2 = 9.1$, and $F(\tau) = 1$, as well as a sech-type TMF, i.e. (20), with the arbitrarily selected coefficients $q_1 = q_2 = 3$, $c_1 = 4.5$,

$c_2 = -2.7$, and $F(\tau) = 1$. Namely, ${}_5\psi_T$ is given as

$$\begin{aligned} {}_5\psi_T(\tau) = & e^\tau \sin^3\left(\frac{3\pi}{T}\tau\right) + e^{-\tau} \sin^4\left(\frac{4\pi}{T}\tau\right) \\ & + (\ln(5\tau + 1))^3 (\ln(9.1\tau + 1) - \ln(9.1T + 1))^3 \\ & + (\operatorname{sech}(4.5\tau) - 1)^3 (\operatorname{sech}(-2.7(T - \tau)) - 1)^3, \end{aligned} \quad (58)$$

which is of order 3, at the very least, due to Corollary 10. Then, after applying the Gram-Schmidt process, ${}_5\psi_T(\tau)$ generates the orthonormal TMF ${}_5\varphi_T(\tau)$.

An important detail is that it is necessary to use the pseudoinverse of the matrix \mathbf{W} instead of the inverse, as the matrix is not square. Thus, instead of evaluating $\det \mathbf{W}$, $\det(\mathbf{W}^\top \mathbf{W})$ is evaluated instead, having the results of the estimation process shown in Figure 6.

By using 5 orthonormal TMFs, not only did the determinant of $\mathbf{W}^\top \mathbf{W}$ never cross 0, but the estimation error has also been decreased. In particular, the norm of the RMS relative estimation error using the 4 orthonormal TMFs is 0.2956, while the norm of the RMS relative estimation error with 5 orthonormal TMFs is 0.0998: an improvement of over 66%. At the same time, the MFs are still all calculated only once and offline, without any need for online computation of the modulating functions. More importantly, the parameter estimates shown on the left part of Figure 6 do not display the sharp peaks seen in Figure 5 or, e.g., Co & Ungarala, 1997; Ionesi, Ramezani, & Jerome Jouffroy, 2019; and Li, Boem, Pin, & Parisini, 2020.

6 Concluding Remarks

In this paper, the algebraic properties of modulating functions were formalized and studied. In particular, it was shown that each of the sets of modulating functions forms an abelian semigroup under scalar multiplication,

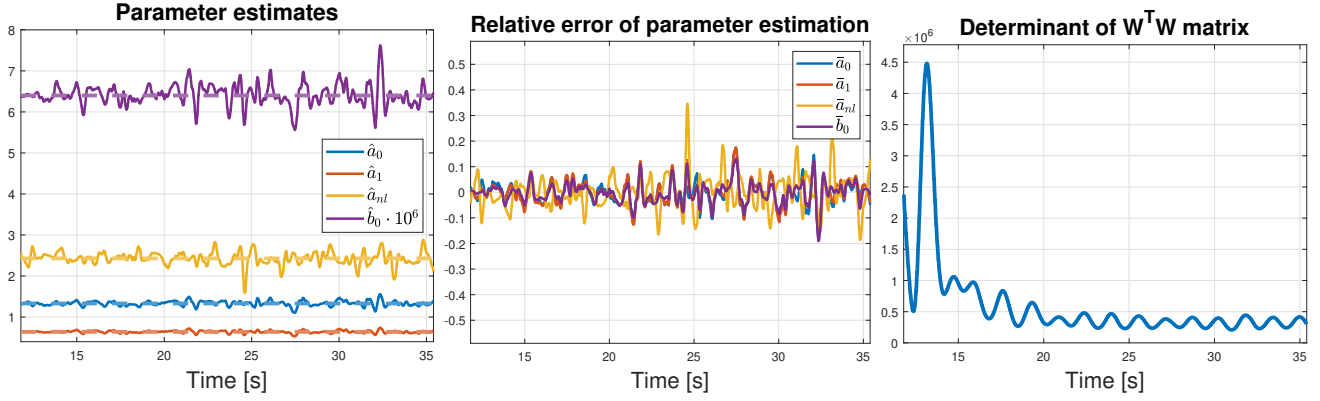


Fig. 6. Results of the parameter estimation for system (56) using 5 orthonormal TMFs: parameter estimates obtained with the 5 orthonormal TMFs, with the correct value shown in dashed lines of similar colors (left); the respective relative error for the parameter estimates (center); and the determinant of the $\mathbf{W}^T \mathbf{W}$ matrix. The simulation used the 4 orthonormal modulating functions discussed in Section 4.3 together with the fifth MF obtained from (58) and the Gram-Schmidt process, with $T = 11.8$ s.

while total modulating functions also form an abelian group under addition, a vector space, and an associative and commutative algebra. From this analysis, an algorithm to obtain *any* type of modulating function of *any* order using *any* sufficiently smooth function is obtained, along with a procedure to construct new modulating functions based on existing ones.

These algorithms were then illustrated by constructing a new family of analytic modulating functions and 3 families of non-analytic modulating functions. In addition, the vector space generated by the set of total modulating functions was used to construct orthonormal total modulating functions through a Gram-Schmidt process, guaranteeing the linear independence of the modulating functions. Then, the generated orthonormal modulating functions were used in the parameter estimation problem of a boat's roll dynamics.

The results proposed in this paper not only extend the repertoire of modulating functions but also show how, by exploiting the algebraic properties of modulating functions, it is possible to effectively avoid the known matrix inversion issue related to this approach. Moreover, there is no need to implement an auxiliary system, as the modulating functions are all calculated offline, effectively avoiding higher computational costs during implementation.

Further research on the topic could involve a hardware implementation of the method, along with a comparison to related approaches, such as the use of auxiliary systems.

References

Accioli, Davi G. & Jerome Jouffroy (2024). "From the Modulating Function Method to Observers". In: *IEEE Control Systems Letters* 8, pp. 2697–2702. DOI: 10.1109/LCSYS.2024.3510194.

— (2025). "Hyperbolic Functions and the Modulating Function Method". In: *2025 IEEE 64th Conference on Decision and Control (CDC)*, pp. 7431–7436. DOI: 10.1109/CDC57313.2025.11312097.

Asiri, Sharefa, Da-Yan Liu, & Taous-Meriem Laleg-Kirati (2021). "Selection of Modulating Functions' Design Parameters for Estimation Problems". In: *IEEE Control Systems Letters* 5.1, pp. 277–282. DOI: 10.1109/LCSYS.2020.3000849.

Belkhatir, Zehor & Taous-Meriem Laleg-Kirati (2018). "Estimation of Multiple Point Sources for Linear Fractional Order Systems Using Modulating Functions". In: *IEEE Control Systems Letters* 2.1, pp. 7–12. DOI: 10.1109/LCSYS.2017.2720681.

Byrski, W. (2003). "The survey for the exact and optimal state observers in Hilbert spaces". In: *European Control Conference*, pp. 3548–3553.

Co, Tomas B. & Sridhar Ungarala (1997). "Batch scheme recursive parameter estimation of continuous-time systems using the modulating functions method". In: *Automatica* 33.6, pp. 1185–1191. DOI: [https://doi.org/10.1016/S0005-1098\(97\)00020-4](https://doi.org/10.1016/S0005-1098(97)00020-4).

Fischer, F., V. Todorovski, & J. Deutscher (2021). "Fault Detection for Lumped-Parameter LTI Systems using Integral Transformations and Trajectory Planning Methods". In: *International Conference on Control and Fault-Tolerant Systems*, pp. 79–84.

Fischer, Ferdinand & Joachim Deutscher (2020). "Flatness-based algebraic fault diagnosis for distributed-parameter systems". In: *Automatica* 117, p. 108987. DOI: <https://doi.org/10.1016/j.automatica.2020.108987>.

Friedrich, Folke, Nils Fokken, Matti Noack, & Johann Reger (2025). "System Class Extensions of the Modulating Function based State Reconstruction for the Advection-Diffusion-Reaction Equation". In: *IEEE Transactions on Automatic Control*, pp. 1–15. DOI: 10.1109/TAC.2025.3527339.

Grubb, Gerd (2008). *Distributions and Operators*. Springer New York.

Hestenes, David (1999). *New Foundations for Classical Mechanics*. 2nd. Kluwer Academic.

Ionesi, Ana, Hossein Ramezani, & Jerome Jouffroy (2019). "On-line parameter and state estimation of an air handling unit model: experimental results using the modulating function method". In: *Modeling, Identification and Control* 40.3, pp. 161–176.

Jouffroy, Jerome & Johann Reger (2015). "Finite-time simultaneous parameter and state estimation using modulating func-

- tions". In: *IEEE Conference on Control Applications*, pp. 394–399.
- Korder, Kristina, Matti Noack, & Johann Reger (2022). "Non-asymptotic Observer Design for Nonlinear Systems Based on Linearization". In: *2022 IEEE 61st Conference on Decision and Control (CDC)*, pp. 615–621.
- Li, Peng, Francesca Boem, Gilberto Pin, & Thomas Parisini (2020). "Kernel-Based Simultaneous Parameter-State Estimation for Continuous-Time Systems". In: *IEEE Transactions on Automatic Control* 65.7, pp. 3053–3059. DOI: 10.1109/TAC.2019.2953146.
- Liu, D.Y., T.M. Laleg-Kirati, W. Perruquetti, & O. Gibaru (2014). "Non-asymptotic state estimation for a class of linear time-varying systems with unknown inputs". In: *IFAC World Congress*, pp. 3732–3738.
- Liu, Da-Yan, Taous-Meriem Laleg-Kirati, Olivier Gibaru, & Wilfrid Perruquetti (2013). "Identification of fractional order systems using modulating functions method". In: *2013 American Control Conference*, pp. 1679–1684. DOI: 10.1109/ACC.2013.6580077.
- Loeb, J. & G. Cahen (1965). "More about process identification". In: *IEEE Transactions on Automatic Control* 10.3, pp. 359–361.
- M. Shinbrot (1954). "On the analysis of linear and nonlinear dynamical systems from transient-response data". In: *NACA, Washington D.C., Tech. Rep.*
- Mahony, Robert, Tarek Hamel, & Jean-Michel Pflimlin (2008). "Nonlinear Complementary Filters on the Special Orthogonal Group". In: *IEEE Transactions on Automatic Control* 53.5, pp. 1203–1218. DOI: 10.1109/TAC.2008.923738.
- Maletinsky, V. (1979). "Identification of Continuous Dynamical Systems with "Spline-Type Modulating Functions Method"". In: *IFAC Proceedings Volumes* 12.8. 5th IFAC Symposium on Identification and System Parameter Estimation, Darmstadt, Germany, pp. 275–281. DOI: [https://doi.org/10.1016/S1474-6670\(17\)65429-6](https://doi.org/10.1016/S1474-6670(17)65429-6).
- Noack, Matti, Davi Goncalves Accioli, Johann Reger, & Jerome Jouffroy (2026). "Comments on "Innovative non-asymptotic and robust estimation method using auxiliary modulating dynamical systems" [Automatica 152 (2023) 110953]". In: *Automatica* 186, p. 112846. DOI: <https://doi.org/10.1016/j.automatica.2026.112846>.
- Noack, Matti, Johann Reger, & Jerome Jouffroy (2023). "Adaptive Velocity Estimation for Lagrangian Systems using Modulating Functions". In: *2023 IEEE International Conference on Mechatronics (ICM)*, pp. 1–8. DOI: 10.1109/ICM54990.2023.10101935.
- Noack, Matti, Juan G. Rueda-Escobedo, Johann Reger, & Jaime A. Moreno (2016). "Fixed-time parameter estimation in polynomial systems through modulating functions". In: *2016 IEEE 55th Conference on Decision and Control (CDC)*, pp. 2067–2072. DOI: 10.1109/CDC.2016.7798568.
- Patra, Amit & Heinz Unbehauen (1995). "Identification of a class of nonlinear continuous-time systems using Hartley modulating functions". In: *International Journal of Control* 62.6, pp. 1431–1451. DOI: 10.1080/00207179508921607. eprint: <https://doi.org/10.1080/00207179508921607>.
- Pearson, A.E. (1992). "Explicit parameter identification for a class of nonlinear input/output differential operator models". In: *[1992] Proceedings of the 31st IEEE Conference on Decision and Control*, 3656–3660 vol.4. DOI: 10.1109/CDC.1992.370969.
- Pin, Gilberto, Boli Chen, & Thomas Parisini (2019). "Robust deadbeat continuous-time observer design based on modulation integrals". In: *Automatica* 107, pp. 95–102. DOI: <https://doi.org/10.1016/j.automatica.2019.04.048>.
- Preisig, H.A. & D.W.T. Rippin (1993). "Theory and application of the modulating function method—I. Review and theory of the method and theory of the spline-type modulating functions". In: *Computers & Chemical Engineering* 17.1. An international journal of computer applications in chemical engineering, pp. 1–16. DOI: [https://doi.org/10.1016/0098-1354\(93\)80001-4](https://doi.org/10.1016/0098-1354(93)80001-4).
- Ramezani, Hossein, Shouvik Chaudhuri, Jerome Jouffroy, Arnd Baurichter, & Steen Mattrup Hansen (2025). "On Roll Stabilization Using a Canting Keel". In: *IEEE Transactions on Control Systems Technology* 33.2, pp. 539–553. DOI: 10.1109/TCST.2024.3494237.
- Reger, Johann (2008). "Planning a finite time transition from a non-stationary to a stationary point without overshoot". In: *2008 American Control Conference*, pp. 5127–5129. DOI: 10.1109/ACC.2008.4587307.
- Saha, Dines Chandra & Ganti Prasada Rao (1983). *Identification of Continuous Dynamical Systems: The Poisson Moment Functional (PMF) Approach*. Springer Berlin.
- Schmid, C. & G. Roppenecker (2011). "Parameteridentifikation für LTI-Systeme mit Hilfe signalmodellgenerierter Modulationsfunktionen". In: *AT-Automatisierungstechnik* 59.8, pp. 521–528.
- Takaya, K. (1968). "The use of Hermite functions for system identification". In: *IEEE Transactions on Automatic Control* 13.4, pp. 446–447. DOI: 10.1109/TAC.1968.1098952.
- Ungarala, Sridhar & Tomas B. Co (2000). "Time-varying system identification using modulating functions and spline models with application to bio-processes". In: *Computers & Chemical Engineering* 24.12, pp. 2739–2753. DOI: [https://doi.org/10.1016/S0098-1354\(00\)00624-4](https://doi.org/10.1016/S0098-1354(00)00624-4).