

Analysis and funnel control for nonlinear drill strings

Thomas Berger^{1†}, Thavamani Govindaraj², Pushya Mitra^{1†}, Timo Reis^{3†}

^{1*}Institut für Mathematik, Martin-Luther-Universität Halle-Wittenberg,
Theodor-Lieser-Straße 5, 06120 Halle (Saale), Germany.

²Department of Mathematics, Kongu Engineering College, Perundurai, 638060 Tamil
Nadu, India.

³Systems Theory and Partial Differential Equations Group, Technische Universität
Ilmenau, Weimarer Str. 25, 98684 Ilmenau, Germany.

Contributing authors: thomas.berger@mathematik.uni-halle.de;
thavamani.maths@kongu.ac.in; pushya.mitra@mathematik.uni-halle.de;
timo.reis@tu-ilmenau.de;

[†]These authors contributed equally to this work.

Abstract

We study the output tracking problem for a vertically driven drill string system described by a nonlinear boundary-coupled PDE-ODE model. Solvability analysis of the drill string model is achieved by first casting the model in an abstract boundary value problem involving set-valued operators on an appropriate Hilbert space. The governing equation here consists of evolution and the damping part. Existence of solutions is established within the framework of maximal monotone operators where one first proves that the evolution operator is a linear skew-adjoint operator and the distributed damping term is a Nemytskii relation which is then proven to be maximal monotone. Maximal monotonicity of the combined operator is then a consequence of Rockafellar's theorem. Furthermore, we propose a novel funnel control design that ensures the angular velocity of the drill bit follows a dynamically adjusted reference trajectory, while the tracking error remains confined within a pre-specified performance funnel. The reference adjustment mechanism adapts in response to large wave traveling times that may cause performance degradation. The corresponding feasibility result is illustrated by some simulations.

Keywords: Nonlinear PDE-ODE model, maximal monotone operator, wave equation, funnel control

1 Introduction

One major issue in industrial drilling is the stick-slip phenomenon, a form of torsional instability that degrades drilling performance, increases wear, and can cause catastrophic failures [39]. Research of this phenomenon began in the 1980s, with early studies identifying friction at the drill bit as a key factor. Over time, control mechanisms such as proportional-integral controllers and dynamic modeling have been developed to mitigate stick-slip effects, though practical applications remain challenging [38]. To address this, an integrated vibration tool that combines drill string mechanics with operational constraints has been introduced, leading to more precise control over torque and angular velocity [39]. Experimental trials confirm its effectiveness in reducing stick-slip oscillations and improving drilling stability. Traditional mitigation strategies rely on torque feedback systems, but these require frequent recalibration and can sometimes amplify instability [37]. There are alternative approaches that focus on controlling torsional wave interactions and treating the drill string as a system of interconnected pendula, using numerical models to simulate and manage vibrations [1]. Despite progress, unpredictable drill string behavior remains a challenge, as small control parameter changes can destabilize drilling operations. Bifurcation analysis and delay differential equations have helped map stability regimes, offering insights into broader nonlinear dynamic systems [3]. Continued advancements in theoretical modeling, simulations, and real-world testing are crucial for improving drilling efficiency while minimizing failures. Moreover, insights from drill string dynamics have applications in various engineering fields, including power transmission and optical fiber communications [33].

A drilling system, in general, consists of a flexible drill string, drill collars, a cutter at the bottom and a rotary table at the top of the drill string (see Fig. 1). During the drilling process, the rotary table transmits torque through the drill string to drive the cutter. Owing to the inherent flexibility of the drill string, torsional, lateral, and axial vibrations may arise. The suppression of such vibrations is critical to ensure the efficiency, stability, and overall performance of the drilling system. In [3], torsional stability of a vertically driven drill string is addressed using numerical techniques. In [16], an optimal static output feedback controller has been proposed to suppress torsional vibrations of a nonlinear drill string model. The article [36] addresses a stabilization problem of a drill string in oil well drilling systems. An optimal state-feedback control strategy for mitigating drill string rotational motion, based on a linearized system model, has been introduced in [15]. Output regulation of a wave equation subject to two dynamic boundary conditions is considered in [14], where a proportional-integral control is designed to achieve the control objective. Proportional–integral controllers for drill string models were likewise proposed in [38].

In the present work, in order to enable a better mathematical treatment of stick-slip phenomena, we introduce a broad class of drill string models, where both the distributed damping and the damping at the cutting end are modeled as set-valued maps. Thus, the drill string can be mathematically modeled by a coupled system of nonlinear partial and ordinary differential inclusions. In the absence of axial and lateral vibrations, the torsional dynamics of the vertical drill string are described by

$$\begin{aligned}
 \rho(\xi)\phi_{tt}(\xi, t) &\in (G(\xi)\phi_\xi(\xi, t))_\xi - F_d(\xi, \phi_t(\xi, t)), & 0 < \xi < \ell, t > 0, \\
 J\phi_{tt}(\ell, t) &\in -\Gamma G(\ell)\phi_\xi(\ell, t) - F_c(\phi_t(\ell, t)), \\
 G(0)\phi_\xi(0, t) &= u(t), \\
 \phi(\xi, 0) &= \phi_0(\xi), \quad \phi_t(\xi, 0) = v_0(\xi), \\
 y(t) &= \phi_t(\ell, t), \\
 z(t) &= \phi_t(0, t),
 \end{aligned} \tag{1.1}$$

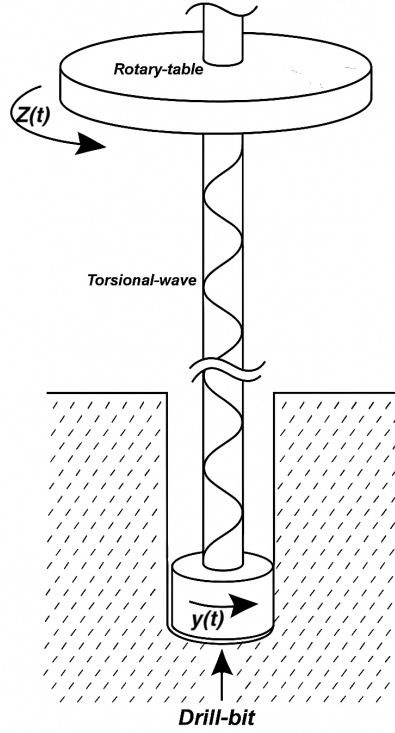


Fig. 1 Drill-string depicting the torsional wave propagating upward as an effect of the collision of the bottom hole assembly (drill bit) against the surface. $z(t)$ depicts the (measured) angular velocity at the top and $y(t)$ depicts the (to be controlled) angular velocity at the bottom.

where $\phi(\xi, t)$ denotes the rotary angle of the drill string at position ξ and time t , $\rho(\xi)$ and $G(\xi)$ are the mass density and shear modulus of the string, respectively, $F_d(\xi, \cdot)$ is a (possibly set-valued) mapping describing the distributed damping torque at position ξ , F_e is a (possibly set-valued) mapping describing the concentrated damping torque acting at the cutting end, J is the rotary inertia at $\xi = \ell$, Γ is the second moment of area at $\xi = \ell$, $u(t)$ is the applied torque control input at the top end $\xi = 0$, $y(t)$ is the angular velocity at the bottom end $\xi = \ell$, which serves as the controlled output, $z(t)$ is the angular velocity at the top end $\xi = 0$, which is taken as the measured output of the model, and $\phi_0(\xi)$ and $v_0(\xi)$ denote the initial rotary angle and angular velocity, respectively.

The mappings F_d and F_e are allowed to be set-valued in order to capture nonlinear effects such as Coulomb or stick-slip friction [34]. In this case, they satisfy natural monotonicity conditions, for instance opposing the direction of motion. Clearly, the drill string model given by (1.1) can be viewed as a coupled PDE-ODE model with dynamic boundary condition. Similar models are also treated in [31] where the authors treat the problem of control design for classes of parabolic and hyperbolic PDEs in the presence of input saturation. Output-feedback control with the objective of stabilizing such systems was investigated in [17] and further developed in [18]. Problems involving dynamic boundary conditions, where the

boundary dynamics are governed by additional evolution equations (Robin type boundary conditions), have also been investigated for example in [23] for evolution equations with second order differential operator and where the related boundary condition admits a maximal monotone graph. A practically relevant system is considered in [2] where a structural acoustics control model with point observation of the pressure is investigated. The desired goal is then achieved via techniques from microlocal analysis and the theory of pseudodifferential operators. The work [25] also deals with a similar mathematical problem as considered in the present paper. There the authors consider a strongly damped wave equation with nonlinear dynamic boundary conditions using techniques from nonlinear semigroup theory.

The aim of the present paper is twofold. First, we establish the existence of solutions for the nonlinear drill string model (1.1) in open-loop configuration using the theory of nonlinear evolution equations. Second, we develop a novel funnel control design that guarantees that in the closed-loop system the cutter's angular velocity follows a dynamically adjusted reference trajectory while remaining within a prescribed performance envelope. To this end, we impose slightly stronger assumptions, such as requiring the damping effects to be modeled by conventional (single-valued) functions. The adjustment of the reference signal mitigates performance degradation caused by large wave traveling times and the corresponding delay in the effect of the input $u(t)$ on the controlled output $y(t)$. The main novelty compared to existing results lies in addressing a nonlinear drill string model and introducing a simple funnel control strategy that guarantees prescribed performance of the dynamically adjusted tracking error. The concept of *funnel control* was introduced in [30] for a class of first-order nonlinear systems described by functional-differential equations. Since then, it has been extended to higher-order systems [7, 10] and to coupled PDE–ODE systems [8, 11]; see also the survey [13] for an overview. Funnel control is attractive because of its simplicity and low complexity. Moreover, it requires neither knowledge of the system parameters nor access to the full system state, which makes it inherently robust. Successful applications of funnel control include chemical reactor models [29], wind turbine systems [26], industrial servo systems [27], underactuated multibody systems [9, 19], and electrical circuits [6].

1.1 Control Objective

The objective is to design an output error feedback such that, for a given reference trajectory $y_{\text{ref}} \in W^{1,\infty}(\mathbb{R}_{\geq 0}, \mathbb{R})$, in the resulting closed-loop system the tracking error $y(t) - y_{\text{ref}}(t)$ exhibits a prescribed performance $|y(t) - y_{\text{ref}}(t)| < \psi(t)$ for $t \geq 0$, where the function $\psi \in W^{1,\infty}(\mathbb{R}_{\geq 0}, \mathbb{R})$ is such that $\inf_{t \geq 0} \psi(t) > 0$. Furthermore, all closed-loop signals should remain bounded. The function ψ is a controller design parameter and can be chosen so that, depending on the application, a desired transient and steady-state behavior is achieved. Therefore, a typical choice is $\psi(t) = ae^{-bt} + c$ for suitable $a, b, c > 0$ selected to prescribe the maximum output tracking error at steady-state and the minimum convergence rate, respectively.

It is important to note that the controller to be designed only receives the information of the measured output $z(t)$ (in particular, none of the parameters or functions in the model (1.1) are known to the controller), which is the angular velocity at the top of the drill string. On the other hand, the objective is to achieve tracking for the to be controlled output $y(t)$, which is the angular velocity at the bottom of the drill string. Since the control input is itself applied at the top of the string, it affects the output $y(t)$ only with a certain delay corresponding to the wave traveling time. Therefore, it is impossible to achieve the control objective when y_{ref} and ψ are arbitrarily prescribed and the initial conditions are unknown – the closed-loop system will exhibit blow-up of solutions in general [12]. To avoid this, the controller is

appended by a dynamic adaptation mechanism for the reference signal which actively compensates for the delay between $u(t)$ and $y(t)$.

1.2 Notation

We denote by \mathbb{R} the set of real numbers and $\mathbb{R}_{\geq 0} = [0, \infty)$. For a subset N of a topological space, $\text{int } N$ and \overline{N} respectively stand for the interior and closure of N . For a Hilbert space X , we denote its inner product by $\langle \cdot, \cdot \rangle$, and for an interval $I \subset \mathbb{R}$, we denote by $L^p(I, X)$ the usual Lebesgue-Bochner space of Bochner measurable functions $f : I \rightarrow X$ with $\|f\|_X \in L^p(I, \mathbb{R})$, where $1 \leq p \leq \infty$. We denote by $W^{k, \infty}(I, X)$ the set of k -times weakly differentiable functions $f : I \rightarrow X$ such that $f, f', \dots, f^{(k)} \in L^\infty(I, X)$ and by $C^k(I, X)$ the set of all k -times continuously differentiable functions $f : I \rightarrow X$, with $C(I, X) := C^0(I, X)$. For a (possibly nonlinear) operator A , we denote by $\text{dom}(A)$ and $\mathcal{R}(A)$, the domain and the range of A , respectively. We denote by $\mathbb{P}(X)$ the power set of X . Given a domain Ω , we denote by $C_0^\infty(\Omega, \mathbb{R})$ the set of infinitely differentiable real-valued functions with compact support in Ω .

1.3 Organization of the article

The paper is organized as follows. In Section 2, we introduce the necessary background on operators and relations in Hilbert spaces and present new results on abstract boundary value problems involving set-valued operators. These results provide the theoretical foundation for the subsequent solvability analysis of the drill-string model, which is carried out in Section 3. Moreover, we present explicit solution formulas under some additional assumptions. Section 4 is devoted to the presentation of a novel funnel controller to achieve the control objective described in Subsection 1.1, together with a proof for its feasibility. Numerical simulations illustrate and validate the controller design in Section 5 and some conclusions are given in Section 6.

2 Multivalued maps and nonlinear evolution equations

In this section, we recall basic results on maximal monotone operators. Throughout, let X and Y denote real Hilbert spaces. A *relation* between X and Y is simply a subset $A \subset X \times Y$. For $x \in X$ we define the *image* of x under A as

$$Ax := \{y \in Y \mid (x, y) \in A\}.$$

If $Ax \neq \emptyset$, then x is said to belong to the *domain* of A , and the union of all Ax is the *range* of A , i.e.,

$$\text{dom}(A) := \{x \in X \mid Ax \neq \emptyset\}, \quad \mathcal{R}(A) := \bigcup_{x \in X} Ax.$$

If $\mathcal{R}(A) = Y$, then we call A *surjective*. Furthermore, we call A *injective*, if

$$\forall x_1, x_2 \in X : (Ax_1 \cap Ax_2 \neq \emptyset) \implies x_1 = x_2.$$

Every relation $A \subset X \times Y$ has an inverse, defined by the relation

$$A^{-1} = \{(y, x) \mid (x, y) \in A\} \subset Y \times X.$$

In the relational sense above, an ordinary (single-valued) function $f : X \rightarrow Y$ is simply a relation whose images are singletons. If, more generally, images Ax may contain more than one element, then A is called a *multivalued operator* (or *multivalued mapping*) from X to Y , and we write $A : X \rightrightarrows Y$. Obviously, relations and multivalued operators describe the same object; the difference lies only in the chosen viewpoint or notation. In analogy with convenient multivalued mappings, $A, B : X \rightrightarrows Y$ and $\lambda \in \mathbb{R}$, we define the scaled and summed relations as

$$\lambda A = \{ (x, \lambda y) \mid (x, y) \in A \}, \quad A + B = \{ (x, y + z) \mid (x, y) \in A, (x, z) \in B \}.$$

Definition 2.1 ((Maximal) monotone operators). Let X be a real Hilbert space. A multivalued operator $A : X \rightrightarrows X$ is called *monotone*, if

$$\langle x_1 - x_2, y_1 - y_2 \rangle \geq 0 \quad \text{for all } (x_i, y_i) \in A, \quad i = 1, 2.$$

The operator A is called *maximal monotone*, if it is monotone and not properly contained in any other monotone multivalued operator.

We recall some classical results on maximal monotone operators. The next theorem is originally stated for Banach spaces; here we present a simplified version tailored to Hilbert spaces.

Theorem 2.2 (Minty's theorem [4, Thm. 2.2]). *Let X be a real Hilbert space, and let $A : X \rightrightarrows X$ be monotone. Then A is maximal monotone if, and only if, for some (and hence every) $\lambda > 0$ we have that $A + \lambda I$ is surjective.*

Next, we state a result providing a criterion for the maximal monotonicity of the sum of two maximal monotone operators. See [35] for the original reference.

Theorem 2.3 (Rockafellar's theorem [4, Thm. 2.6]). *Let X be a real Hilbert space, and let $A, B : X \rightrightarrows X$ be maximal monotone with*

$$(\text{int dom}(A)) \cap \text{dom}(B) \neq \emptyset.$$

Then $A + B : X \rightrightarrows X$ is maximal monotone.

We recall that maximal monotonicity imposes a simple geometric structure on the images of individual elements under the operator.

Lemma 2.4 (Images under maximal monotone operators [5, Prop. 20.36]). *Let X be a real Hilbert space and let $A : X \rightrightarrows X$ be maximal monotone. Then, for every $x \in \text{dom}(A)$, the image Ax of x under A is a nonempty closed convex subset of X .*

2.1 Non-autonomous evolution equations

Next we consider the non-autonomous abstract Cauchy problem

$$\begin{aligned} \dot{x}(t) &\in -A_t(x(t)), \quad t \in [0, T], \\ x(0) &= x_0. \end{aligned} \tag{2.1}$$

Throughout, we assume that $A_t : X \rightrightarrows X$ is maximal monotone for each $t \in [0, T]$. We also fix an initial value $x_0 \in X$, which will be needed only later for the existence results and not for the definition of the solution concepts themselves.

Definition 2.5 (Strong and generalized solutions, Evans [20]). Let X be a real Hilbert space, $T > 0$, and let $A_t : X \rightrightarrows X$, $t \in [0, T]$.

(a) (*Strong solution*) A function $x \in W^{1,1}([0, T], X)$ is called a strong solution of (2.1), if

$$x(0) = x_0 \in \overline{\text{dom}(A_0)} \quad \text{and} \quad \dot{x}(t) \in -A_t(x(t)) \text{ for a.e. } t \in [0, T].$$

(b) (*Generalized solution*) A function $x \in C([0, T], X)$ is called a generalized solution of (2.1), if there exists a sequence of partitions

$$\mathcal{P}^n : 0 = t_0^n < t_1^n < \dots < t_{m(n)}^n = T, \quad \max_k (t_k^n - t_{k-1}^n) \xrightarrow{n \rightarrow \infty} 0,$$

and, for all $n \in \mathbb{N}$, a sequence $(x_k^n)_{k=0}^{m(n)} \subset X$ which satisfies

$$x_0^n = x_0 \quad \text{and} \quad \frac{x_k^n - x_{k-1}^n}{t_k^n - t_{k-1}^n} \in -A_{t_k^n}(x_k^n) \quad \text{for all } k = 1, \dots, m(n), \quad (2.2)$$

such that the associated step functions

$$x^n(t) = \begin{cases} x_0^n, & t = 0, \\ x_k^n, & t \in (t_{k-1}^n, t_k^n], \quad k = 1, \dots, m(n) \end{cases}$$

satisfy that (x^n) converges uniformly to x in $C([0, T], X)$ as $n \rightarrow \infty$.

In the case where $A_t : X \rightrightarrows X$ is maximal monotone, Minty's theorem yields that for all $\lambda > 0$, $A_t + \lambda I : X \rightrightarrows X$ is surjective, i.e.,

$$\text{dom}(A_t + \lambda I)^{-1} = \mathcal{R}(A_t + \lambda I) = X.$$

Since monotonicity further yields that $A_t + \lambda I$ is injective (by a straightforward argument), we obtain that the inverse $(A_t + \lambda I)^{-1}$ is single-valued: Let $x \in X$ and $y, z \in (A_t + \lambda I)^{-1}x$, which means that $(y, x), (z, x) \in (A_t + \lambda I)$, i.e., $x \in (A_t + \lambda I)y \cap (A_t + \lambda I)z$, which by injectivity implies $y = z$. Therefore, $(A_t + \lambda I)^{-1} : X \rightarrow X$ is a single-valued operator. Note that $(I + \lambda A_t)^{-1} = \lambda^{-1}(\lambda^{-1}I + A_t)^{-1}$ for any $\lambda > 0$, thus the *Yosida approximation*

$$A_{t,\lambda} := \lambda^{-1}(I - (I + \lambda A_t)^{-1}) : X \rightarrow X$$

is a well-defined single-valued operator. We use this concept in the following, where we formulate assumptions for the existence of solutions to Cauchy problems of type (2.1).

Assumption 2.6 (Regularity conditions for $t \mapsto A_t$). We consider two optional assumptions on the variation of the Yosida approximation $A_{t,\lambda}$ of A_t , $t \in [0, T]$, $\lambda > 0$.

(a) There exists $C > 0$ such that

$$\|A_{t,\lambda}z - A_{s,\lambda}z\| \leq C |t - s| (\|A_{t,\lambda}z\| + \|z\| + 1) \quad \forall z \in X, \forall \lambda > 0, \text{ and almost all } s, t \in [0, T]. \quad (2.3)$$

(b) There exist $\lambda_0 > 0$, $h \in L^1([0, T], X)$, and non-decreasing and continuous $L : \mathbb{R}_{\geq 0} \rightarrow \mathbb{R}_{\geq 0}$ such that

$$\|A_{t,\lambda}z - A_{s,\lambda}z\| \leq \|h(t) - h(s)\| L(\|z\|) \quad \forall z \in X, \forall \lambda \in (0, \lambda_0], \text{ and almost all } s, t \in [0, T]. \quad (2.4)$$

Theorem 2.7 (Existence of strong and generalized solutions). *Let X be a real Hilbert space, $T > 0$, and $A_t : X \rightrightarrows X$ be maximal monotone for all $t \in [0, T]$.*

- (a) (Strong solutions, BARBU [4, Thm. 4.19]) *Under Assumption 2.6(a), there exists a unique strong solution $x \in W^{1,1}([0, T], X)$ of (2.1) for every $x_0 \in \text{dom}(A_0)$.*
- (b) (Generalized solutions, EVANS [20, Thm. 1]) *Under Assumption 2.6(b), there exists a unique generalized solution $x \in C([0, T], X)$ of (2.1) for every $x_0 \in \overline{\text{dom}(A_0)}$.*
- (c) *If both sets of assumptions hold, then the generalized and strong solutions coincide, see [20, Thm. 4].*

Remark 2.8 (Inhomogeneous terms). Inhomogeneous right-hand sides in the abstract Cauchy problem (2.1) can be absorbed into the operators. More precisely, given a maximal monotone family $\tilde{A}_t : X \rightrightarrows X$ and a function $f : [0, T] \rightarrow X$, define

$$A_t x := \tilde{A}_t x + f(t), \quad t \in [0, T].$$

Then (2.1) takes the form

$$\dot{x}(t) \in -\tilde{A}_t(x(t)) - f(t), \quad x(0) = x_0,$$

and the addition of the inhomogeneous term $f(t)$ does not affect maximal monotonicity. We further note that in [20] the inhomogeneous term is treated explicitly. In particular, the discretization scheme in the definition of generalized solutions takes the form

$$\frac{x_k^n - x_{k-1}^n}{t_k^n - t_{k-1}^n} \in -\tilde{A}_{t_k^n}(x_k^n) + f_k^n, \quad x_0^n = x_0,$$

where the step functions

$$f^n(t) := \begin{cases} f_0^n, & t = 0, \\ f_k^n, & t \in (t_{k-1}^n, t_k^n], \end{cases}$$

are assumed to converge to f in $L^1([0, T], X)$.

In the proof of the existence result in [20, Thm. 1], however, the specific choice $f_k^n = f(t_k^n)$ is used throughout. Our discretization scheme therefore coincides with the one employed in that proof, even

when the inhomogeneous term is incorporated into the operator. Nevertheless, the particular choice of the step functions f^n is inessential, as long as $f^n \rightarrow f$ in $L^1([0, T], X)$. By uniqueness of generalized solutions, all such choices lead to the same limit.

As a consequence, the discretization scheme (2.2) may equivalently be replaced by

$$\frac{x_k^n - x_{k-1}^n}{t_k^n - t_{k-1}^n} \in -A_{t_k^n}(x_k^n) + g_k^n, \quad x_0^n = x_0,$$

where the coefficients g_k^n define a step function that converges to zero in $L^1([0, T], X)$.

Next we consider an operator function which appears in the context of the drill-string model.

Lemma 2.9. *Let X be a real Hilbert space. Let $D : \text{dom}(D) \subset X \rightarrow X$ be linear and skew-adjoint and $B : X \rightrightarrows X$ be maximal monotone with $0 \in \text{int dom}(B)$. Let $f : [0, T] \rightarrow X$ and define, for $t \in [0, T]$,*

$$A_t : \text{dom}(D) \cap \text{dom}(B) \rightrightarrows X, \quad A_t z := Dz + B(z) + f(t).$$

Then A_t is maximal monotone for all $t \in [0, T]$. Moreover, the following holds for the Yosida approximation $A_{t,\lambda}$ of A_t , for all $z \in X$, all $\lambda > 0$, and almost all $s, t \in [0, T]$:

$$\|A_{t,\lambda} z - A_{s,\lambda} z\| \leq \|f(t) - f(s)\|. \quad (2.5)$$

In particular:

(a) *If $f \in W^{1,\infty}([0, T], X)$, then $t \mapsto A_t$ fulfills Assumption 2.6(a) with*

$$C := \|\dot{f}\|_{L^\infty(0,T;X)}.$$

(b) *If $f \in L^1([0, T], X)$, then $t \mapsto A_t$ fulfills Assumption 2.6(b) with $\lambda_0 = 1$, $L(\cdot) \equiv 1$, and $h = f$.*

Proof Maximal monotonicity of A_t is a direct consequence of Rockafellar's theorem (see Theorem 2.3). To prove (2.5), let $z \in X$, $\lambda > 0$, and set $x_t := J_{t,\lambda} z := (I + \lambda A_t)^{-1} z \in \mathcal{R}((I + \lambda A_t)^{-1}) = \text{dom}(A_t) = \text{dom}(D) \cap \text{dom}(B)$, $t \in [0, T]$. Then there exist $b_t \in B(x_t)$ such that

$$z - x_t = \lambda \left(Dx_t + b_t + f(t) \right) \quad \text{for all } t \in [0, T].$$

Let $s, t \in [0, T]$. Then the latter relation gives

$$x_t - x_s = \lambda \left(D(x_s - x_t) + (b_s - b_t) + f(s) - f(t) \right).$$

Taking the inner product with $x_t - x_s$ and using that, by skew-adjointness of D , $\langle x_t - x_s, D(x_t - x_s) \rangle = 0$, we obtain

$$\|x_t - x_s\|^2 = \lambda \langle b_s - b_t, x_t - x_s \rangle + \lambda \langle f(s) - f(t), x_t - x_s \rangle.$$

Monotonicity of B gives $\langle b_s - b_t, x_t - x_s \rangle \leq 0$, and thus

$$\|x_t - x_s\|^2 \leq \lambda \langle f(s) - f(t), x_t - x_s \rangle.$$

The Cauchy–Schwarz inequality now yields $\|x_t - x_s\| \leq \lambda \|f(t) - f(s)\|$. Recalling that $A_{t,\lambda} = \frac{1}{\lambda}(I - J_{t,\lambda})$, we conclude that

$$\|A_{t,\lambda}z - A_{s,\lambda}z\| = \frac{1}{\lambda}\|x_t - x_s\| \leq \|f(t) - f(s)\|.$$

This proves (2.5). The statement (a) follows immediately from $\|f(t) - f(s)\| \leq \|\dot{f}\|_{L^\infty}|t - s|$, if $f \in W^{1,\infty}([0, T], X)$, whereas (b) can be directly concluded from $f \in L^1([0, T], X)$. \square

2.2 Nonlinear abstract boundary control systems

We now consider a class of abstract differential equations that provides a theoretical framework for the drill string model (1.1). To this end, let X be a real Hilbert space, let $\mathfrak{A} : X \rightrightarrows X$, let $\mathfrak{p} : \text{dom}(\mathfrak{A}) \rightarrow \mathbb{R}^m$ be linear and surjective, and let $u \in W^{1,1}([0, T], \mathbb{R}^m)$. Then we study

$$\begin{aligned} \dot{x}(t) &\in -\mathfrak{A}x(t), & \mathfrak{p}x(t) &= u(t), & t &\in [0, T], \\ x(0) &= x_0 \in \text{dom}(\mathfrak{A}). \end{aligned} \tag{2.6}$$

Note that this system can be written as a non-autonomous abstract Cauchy problem (2.1) with time-dependent operators $A_t : X \rightrightarrows X$ given by $A_t = \{(x, z) \in \mathfrak{A} \mid \mathfrak{p}x = u(t)\}$. The solution concepts introduced in Definition 2.5 carry over accordingly.

Next, we show that the boundary data can be eliminated by a suitable affine transformation, leading to an equivalent evolution problem with constant domain and an induced inhomogeneity. The underlying idea is classical and goes back to FATTORINI, who applied this approach to linear systems in [22]. Here, we present a corresponding formulation tailored to our nonlinear and set-valued setting.

Lemma 2.10 (Equivalence via lifting). *Let $T > 0$ and $u \in W^{1,1}([0, T], \mathbb{R}^m)$ be given, and let X be a real Hilbert space, $\mathfrak{A} : X \rightrightarrows X$ and $\mathfrak{p} : \text{dom}(\mathfrak{A}) \rightarrow \mathbb{R}^m$ be linear and surjective. For $i = 1, \dots, m$, let $p_1, \dots, p_m \in \text{dom}(\mathfrak{A})$, such that $\mathfrak{p}p_i = e_i$, where $e_i \in \mathbb{R}^m$ is the i th canonical unit vector. Denoting the i th component of u by $u_i \in W^{1,1}([0, T], \mathbb{R})$, we define*

$$\left(t \mapsto \tilde{x}(t) := \sum_{i=1}^m p_i u_i(t) \right) \in W^{1,1}([0, T], X), \tag{2.7}$$

and, for each $t \in [0, T]$, the multivalued operator $\mathcal{A}_t : X \rightrightarrows X$ with constant domain

$$\text{dom}(\mathcal{A}_t) = \{x \in \text{dom} \mathfrak{A} \mid \mathfrak{p}x = 0\},$$

and

$$\mathcal{A}_t(z) := \mathfrak{A}(z + \tilde{x}(t)) + \dot{\tilde{x}}(t), \quad z \in \text{dom}(\mathcal{A}_t).$$

Then $x : [0, T] \rightarrow X$ solves (2.6) in the strong/generalized sense if, and only if, $z := x - \tilde{x}$ solves the abstract Cauchy problem

$$\dot{z}(t) \in -\mathcal{A}_t(z(t)), \quad t \in [0, T], \quad z(0) = x_0 - \tilde{x}(0),$$

in the corresponding sense.

Proof Our construction of $p_1, \dots, p_m \in \text{dom}(\mathfrak{A})$ gives

$$\mathfrak{p}(u_1 p_1 + \dots + u_m p_m) = \begin{pmatrix} u_1 \\ \vdots \\ u_m \end{pmatrix} \quad \text{for all } u_1, \dots, u_m \in \mathbb{R},$$

and thus, $\mathfrak{p}\tilde{x}(t) = u(t)$ for all $t \in [0, T]$. For strong solutions, the assertion is straightforward, since it follows by a direct verification. It therefore remains to prove the statement for generalized solutions.

Let $x : [0, T] \rightarrow X$ be a generalized solution of (2.6) in the sense of Definition 2.5 applied to the non-autonomous abstract Cauchy problem (2.1) with

$$A_t = \{ (x, z) \in \mathfrak{A} \mid \mathfrak{p}x = u(t) \}.$$

Thus, there exist partitions $\mathcal{P}^n : 0 = t_0^n < \dots < t_{m(n)}^n = T$ with mesh size $\max_k (t_k^n - t_{k-1}^n) \rightarrow 0$, and sequences $(x_k^n)_{k=0}^{m(n)} \subset X$ such that the associated step functions x^n converge uniformly to x as $n \rightarrow \infty$, and

$$\frac{x_k^n - x_{k-1}^n}{t_k^n - t_{k-1}^n} \in -A_{t_k^n}(x_k^n), \quad k = 1, \dots, m(n), \quad (2.8)$$

with $x_0^n = x_0$. In particular, it follows that $x_k^n \in \text{dom}(\mathfrak{A})$ and $\mathfrak{p}x_k^n = u(t_k^n)$. Define, for $k = 0, \dots, m(n)$,

$$z_k^n := x_k^n - \tilde{x}(t_k^n).$$

Then $\mathfrak{p}z_k^n = \mathfrak{p}x_k^n - u(t_k^n) = 0$, hence $z_k^n \in \ker \mathfrak{p}$. Moreover,

$$\frac{z_k^n - z_{k-1}^n}{t_k^n - t_{k-1}^n} = \frac{x_k^n - x_{k-1}^n}{t_k^n - t_{k-1}^n} - \frac{\tilde{x}(t_k^n) - \tilde{x}(t_{k-1}^n)}{t_k^n - t_{k-1}^n}.$$

Since $x_k^n = z_k^n + \tilde{x}(t_k^n)$ and $\mathfrak{p}x_k^n = u(t_k^n)$, we have

$$A_{t_k^n}(x_k^n) = \mathfrak{A}(x_k^n) = \mathfrak{A}(z_k^n + \tilde{x}(t_k^n)).$$

Hence (2.8) is equivalent to

$$\frac{z_k^n - z_{k-1}^n}{t_k^n - t_{k-1}^n} \in -\mathfrak{A}(z_k^n + \tilde{x}(t_k^n)) + \frac{\tilde{x}(t_k^n) - \tilde{x}(t_{k-1}^n)}{t_k^n - t_{k-1}^n}, \quad k = 1, \dots, m(n). \quad (2.9)$$

Let z^n be the associated step functions. Then $z^n = x^n - \tilde{x}(\cdot)$, so $z^n \rightarrow z := x - \tilde{x}$ in $C([0, T]; X)$ as $n \rightarrow \infty$, since $x^n \rightarrow x$ in $C([0, T]; X)$ as $n \rightarrow \infty$ and $\tilde{x} \in W^{1,1}([0, T], X) \subset C([0, T], X)$. Moreover, since $\tilde{x} \in W^{1,1}([0, T], X)$, the step functions

$$d^n(t) := \frac{\tilde{x}(t_k^n) - \tilde{x}(t_{k-1}^n)}{t_k^n - t_{k-1}^n}, \quad t \in (t_{k-1}^n, t_k^n],$$

which are the cell averages of $\dot{\tilde{x}}$, converge to $\dot{\tilde{x}}$ in $L^1([0, T], X)$. Thus, (2.9) is not precisely the discretization from Definition 2.5 for the abstract Cauchy problem

$$\dot{z}(t) \in -\mathfrak{A}(z(t) + \tilde{x}(t)) - \dot{\tilde{x}}(t) = -\mathcal{A}_t(z(t)), \quad z(0) = x_0 - \tilde{x}(0),$$

since $\dot{\tilde{x}}$ is replaced by the corresponding difference quotient. However, the last paragraph of Remark 2.8, together with the convergence $d^n \rightarrow \dot{\tilde{x}}$ in $L^1([0, T], X)$, ensures that $z = x - \tilde{x}$ is indeed a generalized solution.

Conversely, let $z : [0, T] \rightarrow X$ be a generalized solution of the abstract Cauchy problem

$$\dot{z}(t) \in -\mathcal{A}_t(z(t)), \quad z(0) = x_0 - \tilde{x}(0),$$

in the sense of Definition 2.5. Then there exist partitions \mathcal{P}^n and sequences (z_k^n) such that $z^n \rightarrow z$ in $C([0, T], X)$ as $n \rightarrow \infty$ and

$$\frac{z_k^n - z_{k-1}^n}{t_k^n - t_{k-1}^n} \in -\mathcal{A}_{t_k^n}(z_k^n), \quad k = 1, \dots, m(n). \quad (2.10)$$

Define

$$x_k^n := z_k^n + \tilde{x}(t_k^n).$$

Then $x^n = z^n + \tilde{x}(\cdot) \rightarrow z + \tilde{x} =: x$ in $C([0, T], X)$ as $n \rightarrow \infty$. Moreover, using

$$\frac{x_k^n - x_{k-1}^n}{t_k^n - t_{k-1}^n} = \frac{z_k^n - z_{k-1}^n}{t_k^n - t_{k-1}^n} + \frac{\tilde{x}(t_k^n) - \tilde{x}(t_{k-1}^n)}{t_k^n - t_{k-1}^n},$$

and recalling that

$$\mathcal{A}_{t_k^n}(z_k^n) = \mathfrak{A}(z_k^n + \tilde{x}(t_k^n)) + \dot{\tilde{x}}(t_k^n),$$

we obtain

$$\frac{x_k^n - x_{k-1}^n}{t_k^n - t_{k-1}^n} \in -\mathcal{A}_{t_k^n}(x_k^n) + g_k^n,$$

where the coefficients

$$g_k^n := \frac{\tilde{x}(t_k^n) - \tilde{x}(t_{k-1}^n)}{t_k^n - t_{k-1}^n} - \dot{\tilde{x}}(t_k^n)$$

define a step function converging to zero in $L^1([0, T], X)$. By the last paragraph of Remark 2.8, this fits into the discretization scheme from Definition 2.5 for (2.6). Hence $x = z + \tilde{x}$ is a generalized solution of (2.6). \square

Based on the previous lemma and in combination with Theorem 2.7, existence results for the abstract boundary control system (2.6) can be established. We now consider a class of boundary control systems. While this class may appear rather specialized, it captures exactly the structure needed for the drill-string model.

Proposition 2.11. *Consider the abstract boundary control system (2.6), where X is a real Hilbert space and*

$$\mathfrak{A} : X \rightrightarrows X \quad \text{with} \quad \mathfrak{A}x = D_f x + B(x),$$

where $D_f : \text{dom}(D_f) \subset X \rightarrow X$ is a linear operator, $B : X \rightrightarrows X$ is maximal monotone with $0 \in \text{int dom}(B)$, and $\mathfrak{p} : \text{dom}(D_f) \rightarrow \mathbb{R}^m$ is linear and surjective. Assume that the following properties hold:

- (i) *The restriction D of D_f to $\ker \mathfrak{p}$ is skew-adjoint.*
- (ii) *There exist $p_1, \dots, p_m \in \text{dom}(D_f)$ satisfying $\mathfrak{p}p_i = e_i$, $i = 1, \dots, m$, where $e_i \in \mathbb{R}^m$ denotes the i th canonical unit vector, such that*

$$\forall x \in \text{dom}(B) \forall u_1, \dots, u_m \in \mathbb{R} : x + \sum_{i=1}^m u_i p_i \in \text{dom}(B) \wedge B(x) = B\left(x + \sum_{i=1}^m u_i p_i\right). \quad (2.11)$$

Then the following assertions hold:

- (a) *If $u \in W^{2,\infty}([0, T], \mathbb{R}^m)$ and $x_0 \in \text{dom}(D_f) \cap \text{dom}(B)$ with $\mathfrak{p}x_0 = u(0)$, then (2.6) has a unique strong solution.*
- (b) *If $u \in W^{1,1}([0, T], \mathbb{R}^m)$ and $x_0 \in \overline{\text{dom}(D_f) \cap \text{dom}(B)}$, then (2.6) has a unique generalized solution.*

Proof Let \tilde{x} be defined as in (2.7). Consider the operator function $t \mapsto A_t$, $t \in [0, T]$, with $\text{dom}(A_t) = \text{dom}(D) \cap \text{dom}(B)$ and

$$A_t z = Dz + B(z + \tilde{x}(t)) + D_f \tilde{x}(t) - \dot{\tilde{x}}(t), \quad z \in \text{dom}(A_t).$$

If $u \in W^{2,\infty}([0, T], \mathbb{R}^m)$ and $x_0 \in \text{dom}(D_f) \cap \text{dom}(B)$ with $\mathfrak{p}x_0 = u(0)$, then $z_0 := x_0 - \tilde{x}(0) \in \ker \mathfrak{p}$ and since $x_0 \in \text{dom}(D_f)$ and $\tilde{x}(0) \in \text{dom}(D_f)$ (by $p_i \in \text{dom}(D_f)$) we have $z_0 \in \text{dom}(D)$. Moreover, $z_0 \in \text{dom}(B)$ by $x_0 \in \text{dom}(B)$ and (2.11), and thus $z_0 \in \text{dom}(A_0)$. Further, by invoking (2.11), we have, for all $z \in X$, $t \in [0, T]$,

$$B(z + \tilde{x}(t)) = B(z).$$

Hence, by Lemma 2.9 (a), the operator function $t \mapsto A_t$ fulfills Assumption 2.6 (a). Then Theorem 2.7 (a) yields that the initial value problem $\dot{z}(t) \in -A_t(z(t))$ with $z(0) = z_0$ has a unique strong solution $z \in W^{1,1}([0, T], X)$. Since the strong solutions of $\dot{z}(t) \in -A_t(z(t))$ are, by Lemma 2.10, related to those of $\dot{x}(t) \in -\mathfrak{A}x(t)$, $\mathfrak{p}x(t) = u(t)$ by $x = z + \tilde{x}$, we obtain that the boundary control system (2.6) has a unique strong solution.

It remains to prove the assertion for generalized solutions. The argument is completely analogous to the proof for strong solutions: one merely replaces Lemma 2.9 (a) by Lemma 2.9 (b), and Theorem 2.7 (a) by Theorem 2.7 (b). We therefore omit the details. \square

3 The open-loop system

We now investigate the existence of solutions to the drill string model (1.1) (in open-loop configuration, i.e., without a controller) by means of the previously outlined theory of nonlinear evolution equations. In doing so, we analyze the slightly more general case where the damping is described by a relation; which is evident from the first two equations in (1.1).

3.1 Physical assumptions

We begin by formulating the assumptions on the physical parameters.

Assumption 3.1.

- (a) The mass density and shear modulus satisfy

$$\begin{aligned} \rho(\cdot), \rho^{-1}(\cdot), G(\cdot), G^{-1}(\cdot) &\in L^\infty([0, \ell], \mathbb{R}), \\ \rho(\xi), G(\xi) &> 0 \quad \forall \xi \in [0, \ell]. \end{aligned}$$

- (b) The damping torque F_d is a pointwise multivalued real map that satisfies the following assumption:

- (i) For all $\xi \in [0, \ell]$, $F_d(\xi, \cdot) : \mathbb{R} \rightrightarrows \mathbb{R}$ with $\text{dom}(F_d(\xi, \cdot)) = \mathbb{R}$.
- (ii) For a.e. $\xi \in [0, \ell]$, $F_d(\xi, \cdot)$ is maximal monotone.
- (iii) The multivalued map

$$[0, \ell] \rightrightarrows \mathbb{R}^2, \quad \xi \mapsto \text{graph}(F_d(\xi, \cdot)) := \{ (v, F) \in \mathbb{R}^2 \mid F \in F_d(\xi, v) \}$$

is measurable, that is, for every open set $O \subset \mathbb{R}^2$ the set

$$\{ \xi \in [0, \ell] \mid \text{graph}(F_d(\xi, \cdot)) \cap O \neq \emptyset \}$$

is Lebesgue measurable.

- (iv) There exist $\alpha \geq 0$ and $\beta \in L^2([0, \ell], \mathbb{R})$ such that for a.e. $\xi \in [0, \ell]$ and all $v \in \mathbb{R}$ there exists $F \in F_d(\xi, v)$ with

$$|F| \leq \alpha |v| + \beta(\xi).$$

- (c) The rotary inertia and the second moment of area at $\xi = \ell$ are positive, i.e., $J > 0$ and $\Gamma > 0$.
(d) The damping force at the cutting end defines a maximal monotone relation on a neighborhood of 0. That is, $F_e : \mathbb{R} \rightrightarrows \mathbb{R}$ is maximal monotone with $0 \in \text{int}(\text{dom}(F_e))$.

In what follows, we focus on the distributed damping relation F_d . In particular, we show that the multivalued map

$$\tilde{F}_d := \{ (v, F) \in L^2([0, \ell], \mathbb{R}) \times L^2([0, \ell], \mathbb{R}) \mid F(\xi) \in F_d(\xi, v(\xi)) \text{ for a.e. } \xi \in [0, \ell] \} \quad (3.1)$$

is maximal monotone and satisfies $\text{dom}(\tilde{F}_d) = L^2([0, \ell], \mathbb{R})$. Set-valued mappings of this type on function spaces are commonly referred to as *Nemytskii relations*; see, e.g., [40].

Proposition 3.2 (Distributed damping as an everywhere defined maximal monotone Nemytskii relation). *Let $F_d : [0, \ell] \times \mathbb{R} \rightrightarrows \mathbb{R}$ satisfy Assumption 3.1 (b). Then the multivalued map $\tilde{F}_d : L^2([0, \ell], \mathbb{R}) \rightrightarrows L^2([0, \ell], \mathbb{R})$ as in (3.1) is maximal monotone with $\text{dom}(\tilde{F}_d) = L^2([0, \ell], \mathbb{R})$.*

Proof Step 1 (Everywhere defined). Let $v \in L^2([0, \ell], \mathbb{R})$. Define $H : [0, \ell] \rightrightarrows \mathbb{R}$ by

$$H(\xi) := F_d(\xi, v(\xi)), \quad \xi \in [0, \ell].$$

Then, by using maximal monotonicity of the scalar relations (see Assumption 3.1 (b) (ii)) together with the full point-wise domain (Assumption 3.1 (b) (i)), Lemma 2.4 implies that, for a.e. $\xi \in [0, \ell]$, the set $H(\xi) \subset \mathbb{R}$ is nonempty, closed and convex. In other words, for a.e. $\xi \in [0, \ell]$, $H(\xi) \subset \mathbb{R}$ is a closed and nonempty interval. By the measurability assumption on the multivalued map $\xi \mapsto \text{graph}(F_d(\xi, \cdot))$ and the measurability of v , it holds that $H : [0, \ell] \rightrightarrows \mathbb{R}$ is measurable as well. Hence, for every open set $I \subset \mathbb{R}$, the set

$$\{ \xi \in [0, \ell] \mid H(\xi) \cap I \neq \emptyset \}$$

is Lebesgue measurable. Now define $a, b : [0, \ell] \rightarrow \mathbb{R} \cup \{-\infty, \infty\}$ by

$$a(\xi) := \inf H(\xi), \quad b(\xi) := \sup H(\xi).$$

Then a and b are measurable since, for every $r \in \mathbb{R}$,

$$\begin{aligned} \{ \xi \in [0, \ell] \mid a(\xi) < r \} &= \{ \xi \in [0, \ell] \mid H(\xi) \cap (-\infty, r) \neq \emptyset \}, \\ \{ \xi \in [0, \ell] \mid b(\xi) > r \} &= \{ \xi \in [0, \ell] \mid H(\xi) \cap (r, \infty) \neq \emptyset \}. \end{aligned}$$

Now choose the *minimal-magnitude selector*

$$F(\xi) := \min\{\max\{0, a(\xi)\}, b(\xi)\}, \quad \text{for a.e. } \xi \in [0, \ell].$$

Since each $H(\xi)$ is a non-empty and closed interval, $F(\xi)$ is the element of $H(\xi)$ closest to zero. Because a and b are measurable, F naturally inherits measurability. Further, closedness of $H(\xi)$ yields that $F(\xi) \in H(\xi) = F_d(\xi, v(\xi))$ for a.e. $\xi \in [0, \ell]$. By the linear L^2 -growth condition (Assumption 3.1 (b) (iv)) we have for a.e. $\xi \in [0, \ell]$ that there exists $\hat{F}(\xi) \in H(\xi)$ with $|\hat{F}(\xi)| \leq \alpha |v(\xi)| + \beta(\xi)$. Then minimality gives $|F(\xi)| \leq |\hat{F}(\xi)| \leq \alpha |v(\xi)| + \beta(\xi)$, whence $F \in L^2([0, \ell], \mathbb{R})$. In other words, $v \in \text{dom}(\tilde{F}_d)$.

Step 2 (Maximal monotonicity). It particularly follows from Step 1 that $\text{dom}(\tilde{F}_d) \neq \emptyset$. Now additionally invoking Assumption 3.1 (b) (i)–(iii), maximal monotonicity of \tilde{F}_d can be concluded from [40, Thm 3.1]. \square

3.2 The drill-string model: Solution existence and uniqueness

Here we provide a solvability analysis for the drill-string model (1.1). To this end, we first reformulate the model as a first-order evolution system. Specifically, we choose as state variables the torsional strain $\tau(\cdot, t) = \phi_\xi(\cdot, t)$, the angular momentum density $L(\cdot, t) = \rho(\cdot)\phi_t(\cdot, t)$, and the bit angular momentum $L_b(t) = J\phi_t(\ell, t)$. With this choice, the drill-string model (1.1) can be written as

$$\begin{aligned} \frac{\partial}{\partial t} \begin{pmatrix} \tau(\xi, t) \\ L(\xi, t) \\ L_b(t) \end{pmatrix} &\in \begin{pmatrix} \frac{\partial}{\partial \xi}(\rho(\xi)^{-1}L(\xi, t)) \\ \frac{\partial}{\partial \xi}(G(\xi)\tau(\xi, t)) - F_d(\xi, \rho(\xi)^{-1}L(\xi, t)) \\ -\Gamma G(\ell)\tau(\ell, t) - F_e(J^{-1}L_b(t)) \end{pmatrix}, \\ \rho(\ell)^{-1}L(\ell) &= J^{-1}L_b, \\ G(0)\tau(0, t) &= u(t). \end{aligned} \quad (3.2)$$

We show that this defines an abstract boundary control system (2.6) on the space

$$X = L^2([0, \ell], \mathbb{R})^2 \times \mathbb{R} \quad (3.3a)$$

endowed with the norm

$$\left\| \begin{pmatrix} \tau \\ L \\ L_b \end{pmatrix} \right\|_X = \left(\int_0^\ell (G(\xi)\tau(\xi)^2 + \rho(\xi)^{-1}L(\xi)^2) d\xi + J^{-1}\Gamma^{-1}L_b^2 \right)^{1/2}. \quad (3.3b)$$

This norm is induced by an inner product. By our assumptions on G , ρ , Γ and J , the latter norm is equivalent to the standard one in $X = L^2([0, \ell], \mathbb{R})^2 \times \mathbb{R}$. In particular, X is a Hilbert space. In physical terms, the square of this norm expresses the energy stored in the system.

The operators in the abstract boundary control formulation (2.6) are given by $\mathfrak{A} : X \rightrightarrows X$, $\mathfrak{p} : \text{dom } \mathfrak{A} \rightarrow \mathbb{R}$ with

$$\begin{aligned} \mathfrak{A}x &= \underbrace{\begin{pmatrix} -\frac{\partial}{\partial \xi}(\rho(\cdot)^{-1}L(\cdot)) \\ -\frac{\partial}{\partial \xi}(G(\cdot)\tau(\cdot)) \\ \Gamma(G\tau)(\ell) \end{pmatrix}}_{=:D_f x} + \underbrace{\begin{pmatrix} 0 \\ F_d(\cdot, \rho(\cdot)^{-1}L(\cdot)) \\ F_e(J^{-1}L_b) \end{pmatrix}}_{=:B(x)}, \quad x = \begin{pmatrix} \tau(\cdot) \\ L(\cdot) \\ L_b \end{pmatrix}, \\ \mathfrak{p}x &= (G\tau)(0), \end{aligned} \quad (3.4a)$$

where D_f and B are defined on

$$\begin{aligned} \text{dom}(D_f) &= \left\{ \begin{pmatrix} \tau \\ L \\ L_b \end{pmatrix} \in X \mid G\tau, \rho^{-1}L \in W^{1,2}([0, \ell], \mathbb{R}) \wedge (\rho^{-1}L)(\ell) = J^{-1}L_b \right\}, \\ \text{dom}(B) &= \left\{ \begin{pmatrix} \tau \\ L \\ L_b \end{pmatrix} \in X \mid J^{-1}L_b \in \text{dom } F_e \right\}, \end{aligned} \quad (3.4b)$$

resp. Strong and generalized solutions of (3.2) are defined as the corresponding solution concepts for the abstract boundary control system (2.6) with operators given in (3.4). The following theorem addresses

existence and uniqueness of solutions. Since the abstract prerequisites have been established in the previous section, it suffices for the solvability results to verify that the present system satisfies the assumptions of Proposition 2.11.

Theorem 3.3. *Consider the drill-string model (3.2) so that the parameters satisfy Assumptions 3.1. Let $u : [0, T] \rightarrow \mathbb{R}$ and $\tau_0, L_0 \in L^2([0, \ell], \mathbb{R})$, $L_{b0} \in \mathbb{R}$. Then the following holds:*

- (a) *If $u \in W^{2,\infty}([0, T], \mathbb{R})$ and $G\tau_0, \rho^{-1}L_0 \in W^{1,2}([0, \ell], \mathbb{R})$ with $(\rho^{-1}L_0)(\ell) = J^{-1}L_{b0} \in \text{dom}(F_e)$ and $(G\tau_0)(0) = u(0)$, then the drill-string model (3.2) has a unique strong solution with $\tau(0, \cdot) = \tau_0(\cdot)$, $L(0, \cdot) = L_0(\cdot)$ and $L_b(0) = L_{b0}$.*
- (b) *If $u \in W^{1,1}([0, T], \mathbb{R})$ and $\tau_0, L_0 \in L^2([0, \ell], \mathbb{R})$ with $J^{-1}L_{b0} \in \text{dom}(F_e)$, then the drill-string model (3.2) has a unique generalized solution with $\tau(0, \cdot) = \tau_0(\cdot)$, $L(0, \cdot) = L_0(\cdot)$ and $L_b(0) = L_{b0}$.*

Proof Consider $D_f : \text{dom}(D_f) \subset X \rightarrow X$, $B : X \rightrightarrows X$ and $\mathfrak{p} : \text{dom}(D_f) \rightarrow \mathbb{R}$ as in (3.4). By Proposition 2.11 the assertion is shown, if we prove that:

- (i) The operator $D : \text{dom}(D) \subset X \rightarrow X$, $x \mapsto D_f x$ with

$$\text{dom}(D) = \left\{ \begin{pmatrix} \tau \\ L \\ L_b \end{pmatrix} \in X \mid G\tau, \rho^{-1}L \in W^{1,2}([0, \ell], \mathbb{R}) \wedge (\rho^{-1}L)(\ell) = J^{-1}L_b \wedge (G\tau)(0) = 0 \right\} \quad (3.5)$$

is skew-adjoint.

- (ii) $B : X \rightrightarrows X$ is maximal monotone with $0 \in \text{int dom}(B)$.
- (iii) There exists $p \in \text{dom}(D_f)$ with $\mathfrak{p}(up) = u$, $x + up \in \text{dom}(B)$ and $B(x) = B(x + up)$ for all $x \in \text{dom}(B)$ and $u \in \mathbb{R}$.

We now verify these conditions one by one.

- (i) *Step 1:* D is skew-symmetric. Let $x_1, x_2 \in \text{dom}(D)$, and denote

$$x_1 = \begin{pmatrix} \tau_1 \\ L_1 \\ L_{b1} \end{pmatrix}, \quad x_2 = \begin{pmatrix} \tau_2 \\ L_2 \\ L_{b2} \end{pmatrix}. \quad (3.6)$$

Using the product rule and the definition of the inner product induced by (3.3), we compute

$$\begin{aligned} & \langle x_1, Dx_2 \rangle_X + \langle Dx_1, x_2 \rangle_X \\ &= \int_0^\ell \left(-G\tau_1 \frac{\partial}{\partial \xi} (\rho^{-1}L_2) - \rho^{-1}L_1 \frac{\partial}{\partial \xi} (G\tau_2) \right) d\xi + J^{-1}L_{b1} (G\tau_2)(\ell) \\ & \quad + \int_0^\ell \left(-G\tau_2 \frac{\partial}{\partial \xi} (\rho^{-1}L_1) - \rho^{-1}L_2 \frac{\partial}{\partial \xi} (G\tau_1) \right) d\xi + J^{-1}L_{b2} (G\tau_1)(\ell) \\ &= - \int_0^\ell \frac{\partial}{\partial \xi} (G\tau_1 \rho^{-1}L_2) d\xi - \int_0^\ell \frac{\partial}{\partial \xi} (G\tau_2 \rho^{-1}L_1) d\xi + J^{-1} \left(L_{b1} (G\tau_2)(\ell) + L_{b2} (G\tau_1)(\ell) \right) \\ &= - \left[G\tau_1 \rho^{-1}L_2 + G\tau_2 \rho^{-1}L_1 \right]_0^\ell + J^{-1} \left(L_{b1} (G\tau_2)(\ell) + L_{b2} (G\tau_1)(\ell) \right). \end{aligned}$$

Since $x_1, x_2 \in \text{dom}(D)$, we have $(G\tau_1)(0) = (G\tau_2)(0) = 0$ and $(\rho^{-1}L_1)(\ell) = J^{-1}L_{b1}$, $(\rho^{-1}L_2)(\ell) = J^{-1}L_{b2}$. Hence the contribution at $\xi = 0$ vanishes, and at $\xi = \ell$ we obtain

$$- \left((G\tau_1)(\ell) (\rho^{-1}L_2)(\ell) + (G\tau_2)(\ell) (\rho^{-1}L_1)(\ell) \right) + J^{-1} \left(L_{b1} (G\tau_2)(\ell) + L_{b2} (G\tau_1)(\ell) \right)$$

$$= -J^{-1} \left((G\tau_1)(\ell) L_{b2} + (G\tau_2)(\ell) L_{b1} \right) + J^{-1} \left(L_{b1} (G\tau_2)(\ell) + L_{b2} (G\tau_1)(\ell) \right) = 0.$$

Therefore

$$\langle x_1, Dx_2 \rangle_X = -\langle Dx_1, x_2 \rangle_X \quad \text{for all } x_1, x_2 \in \text{dom}(D),$$

and hence D is skew-symmetric.

Step 2: $D^ = -D$.* Our result from the first step implies that $\text{dom}(D) \subset \text{dom}(D^*)$. To prove skew-adjointness of D , it therefore suffices to show that $\text{dom}(D^*) \subset \text{dom}(D)$. Let

$$x = \begin{pmatrix} \tau \\ L_b \end{pmatrix} \in \text{dom}(D^*).$$

By definition of the adjoint, there exists $x_1 \in X$ such that

$$\langle x, Dx_2 \rangle_X = \langle x_1, x_2 \rangle_X \quad \text{for all } x_2 \in \text{dom}(D). \quad (3.7)$$

We show that $x \in \text{dom}(D)$. In the following, we partition $x_1, x_2 \in X$ as in (3.6).

(a) *Interior regularity.* Choose $x_2 \in \text{dom}(D)$ with $L_{b2} = 0$ and such that $G\tau_2, \rho^{-1}L_2 \in C_0^\infty((0, \ell), \mathbb{R})$. Then all boundary terms vanish. Using integration by parts in (3.7), we obtain

$$\begin{aligned} 0 &= \langle x, Dx_2 \rangle_X - \langle x_1, x_2 \rangle_X \\ &= \int_0^\ell \left(G\tau \left(-\frac{\partial}{\partial \xi}(\rho^{-1}L_2) \right) + \rho^{-1}L \left(-\frac{\partial}{\partial \xi}(G\tau_2) \right) \right) d\xi - \int_0^\ell \left(G\tau_1 \tau_2 + \rho^{-1}L_1 L_2 \right) d\xi \\ &= \int_0^\ell \left(\frac{\partial}{\partial \xi}(G\tau) \rho^{-1}L_2 + \frac{\partial}{\partial \xi}(\rho^{-1}L) G\tau_2 \right) d\xi - \int_0^\ell \left(G\tau_1 \tau_2 + \rho^{-1}L_1 L_2 \right) d\xi. \end{aligned}$$

Since $G\tau_2$ and $\rho^{-1}L_2$ can be chosen arbitrarily and independently in $C_0^\infty((0, \ell), \mathbb{R})$, it follows (in the sense of distributions) that $\rho^{-1}L, G\tau \in W^{1,2}([0, \ell], \mathbb{R})$ with

$$\tau_1 = \frac{\partial}{\partial \xi}(\rho^{-1}L), \quad L_1 = \frac{\partial}{\partial \xi}(G\tau), \quad (3.8)$$

(b) *Boundary conditions.* Now let $x_2 \in \text{dom}(D)$ be arbitrary. Using (3.8) and integration by parts, we obtain

$$\begin{aligned} \langle x, Dx_2 \rangle_X &= \int_0^\ell \left(\frac{\partial}{\partial \xi}(G\tau) \rho^{-1}L_2 + \frac{\partial}{\partial \xi}(\rho^{-1}L) G\tau_2 \right) d\xi \\ &\quad - \left[G\tau \rho^{-1}L_2 + \rho^{-1}L G\tau_2 \right]_0^\ell + J^{-1}L_b (G\tau_2)(\ell), \end{aligned}$$

whereas

$$\langle x_1, x_2 \rangle_X = \int_0^\ell \left(G\tau_1 \tau_2 + \rho^{-1}L_1 L_2 \right) d\xi + J^{-1}\Gamma^{-1}L_{b1} L_{b2}.$$

Using (3.8), the integrals coincide, and (3.7) reduces to the boundary identity

$$-\left[G\tau \rho^{-1}L_2 + \rho^{-1}L G\tau_2 \right]_0^\ell + J^{-1}L_b (G\tau_2)(\ell) = J^{-1}\Gamma^{-1}L_{b1} L_{b2} \quad \text{for all } x_2 \in \text{dom}(D). \quad (3.9)$$

(b1) *Condition $(G\tau)(0) = 0$.* Choose $x_2 \in \text{dom}(D)$ with $\tau_2 \equiv 0$ and $L_{b2} = 0$, and let $\rho^{-1}L_2 \in W^{1,2}([0, \ell], \mathbb{R})$ satisfy $(\rho^{-1}L_2)(\ell) = 0$ and $(\rho^{-1}L_2)(0) = 1$. Then (3.9) yields

$$(G\tau)(0) = 0.$$

(b2) *Condition $(\rho^{-1}L)(\ell) = J^{-1}L_b$.* Choose $x_2 \in \text{dom}(D)$ with $L_2 \equiv 0$ and $L_{b2} = 0$, and let $G\tau_2 \in W^{1,2}([0, \ell], \mathbb{R})$ satisfy $(G\tau_2)(0) = 0$ and $(G\tau_2)(\ell) = 1$. Then (3.9) gives

$$(\rho^{-1}L)(\ell) = J^{-1}L_b.$$

(c) *Conclusion.* From (a) and (b) we obtain that $x \in \text{dom}(D)$. Altogether, this shows that $\text{dom}(D^*) \subset \text{dom}(D)$. Since, in Step 1, we have shown that any $x \in \text{dom}(D)$ fulfills $x \in \text{dom}(D^*)$ with $D^*x = -Dx$, we obtain that $D^* = -D$.

(ii) Maximal monotonicity of B follows from its product structure. More precisely, B can be written as the Cartesian product of the zero relation $\left\{ (\tau, 0) \mid \tau \in L^2([0, \ell], \mathbb{R}) \right\}$, the Nemytskii relation $\tilde{F}_d : L^2([0, \ell]) \rightrightarrows L^2([0, \ell])$ defined in (3.1), and the relation $F_e : \mathbb{R} \rightrightarrows \mathbb{R}$.

The zero relation is trivially maximal monotone. Maximal monotonicity of \tilde{F}_d follows from Proposition 3.2. The additional factor ρ^{-1} appearing in the argument of \tilde{F}_d is consistent with the weighted inner product on X and therefore does not affect maximal monotonicity. Moreover, F_e is maximal monotone by Assumption 3.1. Since the Cartesian product of maximal monotone relations is again maximal monotone, it follows that B is maximal monotone.

Furthermore, Proposition 3.2 yields

$$\text{dom}(B) = L^2([0, \ell], \mathbb{R})^2 \times \text{dom}(F_e).$$

As $0 \in \text{int dom}(F_e)$ by Assumption 3.1, we conclude that $0 \in \text{int dom}(B)$.

(iii) We choose

$$p := \begin{pmatrix} G^{-1} \\ 0 \\ 0 \end{pmatrix} \in L^\infty([0, \ell], \mathbb{R}) \times \{0\} \times \{0\} \subset X.$$

It can be immediately seen that p has the desired properties. \square

3.3 Solution theory of the related wave equation

In this section, we present an explicit solution to the drill string model (1.1), as we need a dynamic equation describing the evolution of the output $y(t)$ in the analysis of the control design. We emphasize that the implementation of the controller does not require an explicit solution; it utilizes only the measured output $z(t)$ from the drill string model.

For controller design, we restrict ourselves to the case where the physical parameters of the drill string (1.1), namely ρ and G , are constant and the damping parameters F_d and F_e are single-valued functions. The succeeding considerations are based on the following theorem for the solution of an inhomogeneous wave equation.

Theorem 3.4 (adapted from [24], Theorem (5.25)). *Consider the initial-value problem for the nonhomogeneous wave equation*

$$\phi_{tt}(\xi, t) - c^2 \phi_{\xi\xi}(\xi, t) = h(\xi, t), \quad \xi \in (0, \ell), \quad t > 0, \quad (3.10)$$

with initial conditions

$$\phi(\xi, 0) = \phi_0(\xi), \quad \phi_t(\xi, 0) = v_0(\xi), \quad (3.11)$$

where $c > 0$, $h \in C^2(\mathbb{R} \times \mathbb{R}_{\geq 0}, \mathbb{R})$, $\phi_0 \in C^2([0, \ell], \mathbb{R})$, and $v_0 \in C^1([0, \ell], \mathbb{R})$. Then, the solution to (3.10), (3.11) is given by

$$\phi(\xi, t) = \frac{1}{2}(\phi_0(\xi - ct) + \phi_0(\xi + ct)) + \frac{1}{2c} \int_{\xi - ct}^{\xi + ct} v_0(s) ds + \frac{1}{2c} \int_0^t \int_{\xi - c(t-\tau)}^{\xi + c(t-\tau)} h(s, \tau) ds d\tau. \quad (3.12)$$

Remark 3.5. If $c^2 = \frac{G}{\rho}$ for constant $\rho(\cdot)$ and $G(\cdot)$, and $h(\xi, t) = -F_d(\xi, \phi_t(\xi, t))$, $\xi \in [0, \ell]$ and $t \geq 0$, for locally integrable $F_d : \mathbb{R}^2 \rightarrow \mathbb{R}$, then the wave equation (3.10) in Theorem 3.4 is the same as the PDE in (1.1) (without the boundary conditions). If $\phi_0 \in C^2([0, \ell], \mathbb{R})$ and $v_0 \in C^1([0, \ell], \mathbb{R})$, then $\phi \in C^2([0, \ell] \times \mathbb{R}_{\geq 0}, \mathbb{R})$ satisfies the wave equation in the classical sense. If ϕ_0, v_0 are only locally

integrable, then ϕ satisfies the wave equation in the sense of distributions [21, 24]. Furthermore, assume that $F_d(\cdot, v)$ is a twice differentiable function for every fixed $v \in \mathbb{R}$. Then, iterating Theorem (6.2) of [32] (chapter 3), we get that $F_d(\xi, \phi_t(\xi, t))$ is twice differentiable as well. Then the expression (3.12) with $h(\xi, t)$ being replaced with $-F_d(\xi, \phi_t(\xi, t))$ is the solution of the PDE equation in (1.1) and can be expressed as

$$\phi(\xi, t) = \frac{1}{2}(\phi_0(\xi - ct) + \phi_0(\xi + ct)) + \frac{1}{2c} \int_{\xi-ct}^{\xi+ct} v_0(s) ds - \frac{1}{2c} \int_0^t \int_{\xi-c(t-\tau)}^{\xi+c(t-\tau)} F_d(s, \phi_t(s, \tau)) ds d\tau. \quad (3.13)$$

It is worthwhile mentioning here that in the next section, we deal with the controller design and its feasibility. Although the novel funnel controller which we introduce will only require the measured output signal z introduced in (1.1) which we assume to be achieved through measurements, we still require a dynamical expression for the output signal y , which will be then exploited in the proof of the feasibility of the controller. Upon computation, we get from (3.13) that

$$y(t) = \phi_t(\ell, t) = c(f_1(\ell + ct) + f_2(\ell - ct)) + \int_0^t (f_3(\ell + ct, \tau) + f_4(\ell - ct, \tau)) d\tau, \quad (3.14)$$

$$z(t) = \phi_t(0, t) = c(f_1(ct) + f_2(-ct)) + \int_0^t (f_3(ct, \tau) + f_4(-ct, \tau)) d\tau, \quad (3.15)$$

$$u(t) = \phi_\xi(0, t) = f_1(ct) - f_2(-ct) + \int_0^t (f_3(ct, \tau) - \int_0^t f_4(-ct, \tau)) d\tau, \quad (3.16)$$

$$\phi_\xi(\ell, t) = f_1(\ell + ct) - f_2(\ell - ct) + \int_0^t (f_3(\ell + ct, \tau) - \int_0^t f_4(\ell - ct, \tau)) d\tau, \quad (3.17)$$

where

$$\begin{aligned} f_1(\xi + ct) &= \frac{1}{2} (\phi'_0(\xi + ct) + v_0(\xi + ct)), \\ f_2(\xi - ct) &= \frac{1}{2} (v_0(\xi - ct) - \phi'_0(\xi - ct)), \\ f_3(\xi + ct, \tau) &= \frac{1}{2} F_d(\xi + c(t - \tau), \phi_t(\xi + c(t - \tau), \tau)), \\ f_4(\xi - ct, \tau) &= \frac{1}{2} F_d(\xi - c(t - \tau), \phi_t(\xi - c(t - \tau), \tau)). \end{aligned}$$

Combining the equations (3.14), (3.15), (3.16), (3.17) with the third equation of (1.1), we get

$$J\dot{y}(t) = \frac{-G\Gamma}{c} \left(y(t) + cu \left(t - \frac{1}{c} \right) - z \left(t - \frac{1}{c} \right) - \int_{t-\frac{1}{c}}^t F_d(\ell - c(t - \tau), \phi_t(\ell - c(t - \tau), \tau)) d\tau \right) + F_e(y(t)). \quad (3.18)$$

4 Controller design

In this section, we introduce a novel funnel controller for the output tracking of the considered drill string model (1.1). We recall that we restrict ourselves to the case of constant physical parameters $\rho(\cdot)$ and $G(\cdot)$. Set $c^2 = \frac{G}{\rho}$ and $\omega := \ell/c$. We assume availability of the instantaneous signal $z(t)$.

For a given reference signal $y_{\text{ref}} \in W^{1,\infty}([-\omega, \infty), \mathbb{R})$ the novel funnel control design is given by

$$\begin{cases} e(t) = \frac{y(t - \omega) - y_{\text{ref}}(t - \omega) + I(t)}{\psi(t - \omega)}, \\ v(t) = k \frac{e(t)}{1 - e(t)^2} + \left(\hat{v} - k \frac{e(0)}{1 - e(0)^2} \right) p(t), \\ \dot{I}(t) = -\alpha I(t) - \beta(v(t) - v(t - 2\omega)), \quad I(0) = 0, \\ u(t) = \frac{1}{c} z(t) + v(t), \end{cases} \quad (4.1)$$

with the design parameters

$$\psi \in \Psi, \hat{v} \in \mathbb{R}, k > 0, \alpha > 0, \beta > 0,$$

and p a smooth function with compact support and $p(0) = 1$, where

$$\Psi := \left\{ \psi \in W^{1,\infty}([-\omega, \infty), \mathbb{R}) \mid \inf_{t \geq -\omega} \psi(t) > 0 \right\}.$$

Furthermore, we assume that $v(t) = \hat{v}$ for $t \in [-2\omega, 0]$. The value of \hat{v} is determined so that the second of equations (1.1) is satisfied at $t = 0$, that is

$$\hat{v} := G\phi_\xi(0, 0) - \frac{1}{c}v_0(0).$$

The role of the function p is to guarantee this initial condition, while its effect vanishes after a finite time and it can be seen as a bounded perturbation.

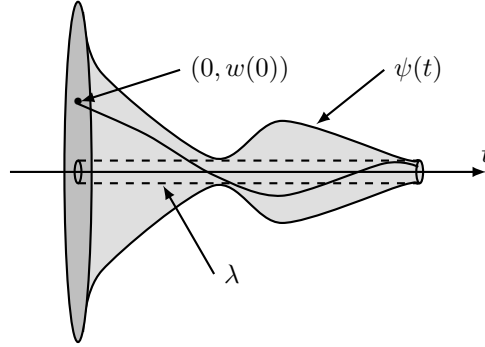


Fig. 2 Error evolution in a funnel \mathcal{F}_ψ with boundary $\psi(t)$.

In (4.1), $e(t)$ represents the normalized tracking error and $\psi(t)$ is a positive function that ensures that the corrected tracking error $w(t) := y(t) - y_{\text{ref}}(t) + I(t + \omega)$ evolves in a prescribed performance funnel

$$\mathcal{F}_\psi = \{ (t, w) \in [-\omega, \infty) \times \mathbb{R} \mid |w| < \psi(t) \},$$

see Fig. 2. By the properties of Ψ there exists $\lambda > 0$ such that $\psi(t) \geq \lambda$ for all $t \geq 0$. It is important to note that the function $\psi \in \Psi$ is a user-defined design parameter in the controller (4.1). Although ψ does not need to be monotonically decreasing in general, it is usually convenient to choose it of the form $\psi(t) = ae^{-bt} + d$ with positive parameters a, b, d . Other typical choices for funnel boundaries are outlined in [28, Sec. 3.2].

$I(t)$ is an auxiliary variable introduced as a correction term for the tracking error, necessary due to the wave traveling time (treated as a delay) of magnitude ω in the dynamics (3.18). The third of equations (4.1) dynamically adjusts the delay-dependent correction term to actively compensate for the delayed influence of input $u(t)$ on the to be controlled output $y(t)$. Such a term has been first used in [12], which inspired the design (4.1). Since $\psi \in \Psi$, it is always positive and bounded away from zero, stressing that asymptotic tracking is not pursued here. The function $v(t) = k \frac{e(t)}{1 - e(t)^2}$ transforms the tracking error $e(t)$ into the control-related variable $v(t)$ and k is a constant parameter. The denominator in $v(t)$ ensures that $e(t)$ stays within $(-1, 1)$ for proper operation, meaning the controller guarantees the evolution of the corrected error w within the funnel \mathcal{F}_ψ . The term involving β in the ODE for I introduces an effect based on past values of $v(t)$, helping to shape the control response over time.

The following assumptions are made on the drill string system parameters, the reference signal and controller parameters.

Assumption 4.1.

- (i) $y_{\text{ref}} \in W^{1,\infty}([-\omega, \infty), \mathbb{R})$, $F_e \in L^\infty(\mathbb{R}, \mathbb{R})$ and $v \mapsto F_e(v)$ is monotone.
- (ii) The parameters $\rho(\cdot)$ and $G(\cdot)$ in (1.1) are constant and the initial conditions satisfy $\phi_0 \in C^2([0, \ell], \mathbb{R})$ and $v_0 \in C^1([0, \ell], \mathbb{R})$.
- (iii) $F_d(\cdot, \cdot) \in L^\infty(\mathbb{R}^2, \mathbb{R})$, $\xi \mapsto F_d(\xi, v)$ is twice continuously differentiable for all $v \in \mathbb{R}$, and $v \mapsto F_d(\xi, v)$ is monotone for a.a. $\xi \in \mathbb{R}$.
- (iv) the initial history $y|_{[-\omega, 0]} = y_{\text{hist}} \in C^1([-\omega, 0], \mathbb{R})$ is such that all signals in (4.1) are well-defined for $t \in [-\omega, \omega]$ (with $I(t) = 0$ for $t \leq 0$) and, in particular, $|e(t)| < 1$.

Regarding the assumption on the initial history, note that usually the controller is switched on when the system is at rest (i.e., a zero initial condition is reached).

Remark 1 A straightforward verification yields that under Assumption 4.1, Assumption 3.1 is satisfied as well. The differentiability of $\xi \mapsto F_d(\xi, v)$, $v \in \mathbb{R}$, implies the measurability required in Assumption 3.1 (b) (iii). The growth condition on F_d is satisfied due to boundedness. Monotonicity of F_e and F_d are also satisfied via direct assumption.

Next, we analyze feasibility of the proposed control design (4.1). Note that by (3.14)–(3.16) the unknown value of $y(t - \omega)$ can be computed as

$$y(t - \omega) = \frac{1}{2} \left(cu(t) - cu(t - 2\omega) + z(t) + z(t - 2\omega) - \int_{t-\omega}^t F_d(c(t-s), \phi_t((t-s), s)) ds + \int_{t-2\omega}^{t-\omega} F_d(2\ell - c(t-s), \phi_t(\ell - c(t-s), s)) ds \right).$$

In case of absence of damping ($F_d = 0$), the value of $e(t)$ in (4.1) can hence be determined by inserting the above relation into the first equation of (4.1) and solving for $e(t)$. This is indeed always possible (e.g. using Newton's method), since we have

$$\begin{aligned} \psi(t - \omega)e(t) &= y(t - \omega) - y_{\text{ref}}(t - \omega) + I(t) \\ \iff \psi(t - \omega)e(t) &= \frac{1}{2}(cv(t) - cv(t - 2\omega) + 2z(t)) - y_{\text{ref}}(t - \omega) + I(t) \\ \iff \psi(t - \omega)e(t) - \frac{ck}{2} \frac{e(t)}{1 - e(t)^2} &= -\frac{c}{2}v(t - 2\omega) + z(t) - y_{\text{ref}}(t - \omega) + I(t) \end{aligned}$$

In order to show that the above equation is always solvable for $e(t)$ with $|e(t)| < 1$, consider the function

$$F_t : (-1, 1) \rightarrow \mathbb{R}, \quad e \mapsto \psi(t - \omega)e - \frac{ck}{2} \frac{e}{1 - e^2},$$

which has derivative

$$F'_t(e) = \psi(t - \omega) - \frac{ck}{2} \frac{1 + e^2}{(1 - e^2)^2} \leq \psi(t - \omega) - \frac{ck}{2} < 0$$

for

$$k > \frac{2\|\psi\|_\infty}{c}.$$

Under this condition, the controller equations (4.1) can always be uniquely solved for $e(t)$. Now in case of bounded damping (by Assumption 4.1), we have that

$$|F_d(\cdot, \cdot)| \leq F_{d_{\max}}, \quad F_{d_{\max}} > 0.$$

This leads to the modified equation

$$F_t(e(t)) = R(t) + \Delta(t),$$

with F_t as above, known

$$R(t) := -\frac{c}{2}v(t - 2\omega) + z(t) - y_{\text{ref}}(t - \omega) + I(t)$$

and *unknown* damping-induced perturbation $\Delta(t)$, which satisfies

$$|\Delta(t)| \leq 2\omega F_{d_{\max}}.$$

For controller implementation, $e(t)$ must again be computed as the solution of $F_t(e(t)) = R(t)$ since $\Delta(t)$ is unknown. The deviation of $e(t)$ from the “real error” $\tilde{e}(t)$ satisfying $F_t(\tilde{e}(t)) = R(t) + \Delta(t)$ is small whenever the magnitude d_{\max} of the distributed damping is small or the parameter k is large: Applying the mean value theorem we obtain

$$|e(t) - \tilde{e}(t)| \leq \frac{|\Delta(t)|}{\min_{e \in (-1,1)} |F'_t(e)|} \leq \frac{2\omega F_{d_{\max}}}{\frac{ck}{2} - \|\psi\|_\infty}.$$

In this case, $e(t)$ approximates the true error $\tilde{e}(t)$ with the above quality. In practice this effect will be additionally superposed by measurement noise. Thus, if the term $\frac{2\omega F_{d_{\max}}}{\frac{ck}{2} - \|\psi\|_\infty}$ is of the same magnitude as the expected measurement noise, then the approximation error $|e(t) - \tilde{e}(t)|$ cannot be distinguished from this noise. In the following we present the main result on the feasibility of the controller. It is important to stress that application of the controller (4.1) to the model (1.1) leads to a closed-loop system given by

$$\begin{aligned} \phi_{tt}(\xi, t) &= c^2 \phi_{\xi\xi}(\xi, t) - F_d(\xi, \phi_t(\xi, t)), \\ J\dot{y}(t) &= \frac{-G\Gamma}{c} \left(y(t) + cv(t - \omega) - \int_{t-\omega}^t F_d(\ell - c(t-s), \phi_t(\ell - c(t-s), s)) ds \right) + F_e(y(t)), \\ \dot{I}(t) &= -\alpha I(t) + \beta(v(t) - v(t - 2\omega)), \\ v(t) &= \frac{ke(t)}{1 - e(t)^2} + \left(\hat{v} - k \frac{e(0)}{1 - e(0)^2} \right) p(t), \quad e(t) = \frac{y(t - \omega) - y_{\text{ref}}(t - \omega) + I(t)}{\psi(t - \omega)}, \\ G\phi_\xi(0, t) &= \frac{1}{c} \phi_t(0, t) + v(t), \quad \phi_t(\ell, t) = y(t), \\ \phi(\xi, 0) &= \phi_0(\xi), \quad \phi_t(\xi, 0) = v_0(\xi), \quad y|_{[-2\omega, 0]} = y_{\text{hist}}, \quad I(0) = 0. \end{aligned} \tag{4.2}$$

In the main result we prove existence of a global and bounded solution of the above closed-loop system.

Theorem 4.2. *Consider the drill string system (1.1) under the application of the funnel controller (4.1), where $\alpha = \frac{G\Gamma}{cJ}$ and $\beta = \frac{G\Gamma}{J}$. Assume that Assumption 4.1 holds. Then we have:*

- (i) *The closed-loop system (4.2) has a solution, and every maximal solution is global and bounded with $(\phi, y, I) \in C([- \omega, \infty), L^2([0, \ell], \mathbb{R})) \times W^{1,\infty}([- \omega, \infty), \mathbb{R}) \times W^{1,\infty}(\mathbb{R}_{\geq 0}, \mathbb{R})$ and, in particular, $\phi_t, \phi_\xi \in C([- \omega, \infty), L^2([0, \ell], \mathbb{R}))$.*
- (ii) *The input v is bounded.*
- (iii) *The system output exhibits a prescribed performance in the sense that, for all $t \geq 0$,*

$$|y(t - \omega) - y_{\text{ref}}(t - \omega) + I(t)| < \psi(t - \omega).$$

Proof We divide the proof into an initialization step and an inductive continuation on subintervals of size $\omega = \frac{\ell}{c}$, using the delay structure in the system and the funnel controller's recursive construction.

Step 1. (Initialization on $[0, \omega]$). By Assumption 4.1 (iv), the history $y_{\text{hist}} \in C^1([-\omega, 0], \mathbb{R})$ satisfies, since $I(t) = 0$ for $t \leq 0$,

$$|e(t)| = \left| \frac{y_{\text{hist}}(t) - y_{\text{ref}}(t)}{\psi(t)} \right| < 1 \quad \text{for all } t \in [-\omega, 0].$$

Recall that $v(t) = \hat{v}$ for $t \leq 0$ and $I(0) = 0$. On $[0, \omega]$, we have the error $e(t) = \frac{y_{\text{hist}}(t-\omega) - y_{\text{ref}}(t-\omega) + I(t)}{\psi(t-\omega)}$, and again by Assumption 4.1 (iv) we have that $|e(t)| < 1$ for all $t \in [0, \omega]$ and $v(t)$, $I(t)$ are well-defined and satisfy the differential equation

$$\dot{I}(t) = -\alpha I(t) - \beta(v(t) - \hat{v})$$

on $[0, \omega]$. By properties of y_{hist} , y_{ref} and ψ as well as bounded of v and I (as continuous functions on $[0, \omega]$) it follows in a straightforward way that \dot{v} and \dot{I} are bounded on $[0, \omega]$.

Step 2. (PDE solution). Consider the input $u(t) = v(t) + \frac{1}{c}z(t)$, which by (1.1) can be reformulated as the boundary condition $G\phi_\xi(0, t) - \frac{1}{c}\phi_t(0, t) = v(t)$. By construction of $v(t)$, this boundary condition is satisfied at $t = 0$. Since $v \in W^{1,\infty}([0, \omega], \mathbb{R})$, $\text{dom}(F_e) = \mathbb{R}$ and $W^{1,2}([0, \ell], \mathbb{R})$ is dense in $L^2([0, \ell], \mathbb{R})$ we have that $\text{dom}(D_f) \cap \text{dom}(B) = X$, thus it follows from Theorem 3.3 that there exists a unique generalized solution $\phi \in C([0, \omega], L^2([0, \ell], \mathbb{R}))$ with $\phi_t, \phi_\xi \in C([0, \omega], L^2([0, \ell], \mathbb{R}))$. Since $v = \hat{v}$ on $[-\omega, 0]$, a similar argument leads to an extension of the solution in negative time, so we have $\phi \in C([-\omega, \omega], L^2([0, \ell], \mathbb{R}))$.

Step 3. (State evolution). We consider the second of equations (4.2), determining the output y on $[0, \omega]$. Let $D_\phi(t) = \int_{t-\omega}^t F_d(\ell - c(t-s), \phi_t(\ell - c(t-s), s)) ds$, which is well-defined by Step 2. Then, again using $v(t) = \hat{v}$ for $t \leq 0$, we have

$$J\dot{y}(t) = \frac{-G\Gamma}{c}(y(t) + c\hat{v} - D_\phi(t)) + F_e(y(t))$$

on $[0, \omega]$. Since F_d and F_e are bounded by Assumption 4.1, there exists a solution y of the above differential equation on $[0, \omega]$ by standard existence results for ordinary differential equations (ODEs) combined with the variation of constants formula for linear ODEs (by which y cannot exhibit blow-up on $[0, \omega]$). It follows that $y \in W^{1,\infty}([0, \omega], \mathbb{R})$.

Step 4. (Inductive continuation – error dynamics). Assume that for some $K \in \mathbb{N}$, the solution (ϕ, y, I) exists on $[0, K\omega]$ with $|e(t)| < 1$ for all $t \in [0, K\omega]$. We now extend the solution to $[K\omega, (K+1)\omega]$. In order to do this, we construct a differential equation for the error e and show that it has a solution on $[K\omega, (K+1)\omega]$. Observe that by (4.1) we have

$$\begin{aligned} \dot{e}(t) &= \frac{\dot{y}(t-\omega) - \dot{y}_{\text{ref}}(t-\omega) + \dot{I}(t)}{\psi(t-\omega)} - \frac{y(t-\omega) - y_{\text{ref}}(t-\omega) + I(t)}{\psi(t-\omega)^2} \dot{\psi}(t-\omega) \\ &= \frac{1}{\psi(t-\omega)} \left(\frac{-G\Gamma}{cJ}(y(t-\omega) + cv(t-2\omega) - D_\phi(t-\omega)) + \frac{1}{J}F_e(y(t-\omega)) \right. \\ &\quad \left. - \dot{y}_{\text{ref}}(t-\omega) - \alpha I(t) - \beta(v(t) - v(t-2\omega)) - e(t)\dot{\psi}(t-\omega) \right) \end{aligned}$$

Now, substitute $y(t-\omega) = \psi(t-\omega)e(t) + y_{\text{ref}}(t-\omega) - I(t)$ and use the definitions $\alpha = \frac{G\Gamma}{cJ}$ and $\beta = \frac{G\Gamma}{J}$, which implies $\beta = c\alpha$, thus

$$\begin{aligned} \dot{e}(t) &= \frac{1}{\psi(t-\omega)} \left(-\alpha(\psi(t-\omega)e(t) + y_{\text{ref}}(t-\omega) - D_\phi(t-\omega)) + \frac{1}{J}F_e(y(t-\omega)) \right. \\ &\quad \left. - \dot{y}_{\text{ref}}(t-\omega) - c\alpha v(t) - e(t)\dot{\psi}(t-\omega) \right). \end{aligned}$$

Next, we substitute the control law $v(t) = \frac{ke(t)}{1-e(t)^2} + \hat{p}(t)$, where $\hat{p}(t) := \left(\dot{v} - k \frac{e(0)}{1-e(0)^2}\right) p(t)$, giving

$$\begin{aligned} \dot{e}(t) = & \frac{1}{\psi(t-\omega)} \left(-\alpha(\psi(t-\omega)e(t) + y_{\text{ref}}(t-\omega) - D_\phi(t-\omega)) + \frac{1}{J}F_e(y(t-\omega)) \right. \\ & \left. - \dot{y}_{\text{ref}}(t-\omega) - c\alpha k \frac{e(t)}{1-e(t)^2} - c\alpha \hat{p}(t) - e(t)\dot{\psi}(t-\omega) \right). \end{aligned}$$

Now we see that, since the signals $y, \dot{y}_{\text{ref}}, \psi, \dot{\psi}, D_\phi$ are defined on $[0, K\omega]$, the right hand side of the above differential equation is well defined, as a function of t and e , for $(t, e) \in [K\omega, (K+1)\omega] \times (-1, 1)$, hence there exists a maximal solution $e : [0, \kappa) \rightarrow \mathbb{R}$ with $\kappa \in (K\omega, (K+1)\omega]$ of it, which satisfies $|e(t)| < 1$ for all $t \in [0, \kappa)$.

Next we show that $\kappa = (K+1)\omega$. To this end, let $M(t) := -\alpha(\psi(t-\omega)e(t) + y_{\text{ref}}(t-\omega) - D_\phi(t-\omega)) + \frac{1}{J}F_e(y(t-\omega)) - \dot{y}_{\text{ref}}(t-\omega) - c\alpha \hat{p}(t)$. Under Assumption 4.1, $y_{\text{ref}}, \dot{y}_{\text{ref}}, \psi, \dot{\psi}$ as well as d and F are bounded. Hence, $D_\phi(t-\omega)$ and thus also $M(t)$ are bounded on $[K\omega, (K+1)\omega]$. Further using $\lambda := \inf_{t \geq -\omega} \psi(t)$, we may calculate that

$$\begin{aligned} \frac{1}{2} \frac{d}{dt} e(t)^2 = e(t)\dot{e}(t) &= \frac{e(t)}{\psi(t-\omega)} \left(M(t) - c\alpha k \frac{e(t)}{1-e(t)^2} - e(t)\dot{\psi}(t-\omega) \right) \\ &\leq -\frac{c\alpha k}{\lambda} \frac{e(t)^2}{1-e(t)^2} + \frac{\|M\|_\infty + \|\dot{\psi}\|_\infty}{\lambda}, \end{aligned}$$

for all $t \in [0, \kappa)$, where we used $|e(t)| < 1$. Let $C := \frac{\|M\|_\infty + \|\dot{\psi}\|_\infty}{\lambda}$ and choose $\varepsilon \in (0, 1)$ so that

$$-\frac{c\alpha k \varepsilon^2}{\lambda(1-\varepsilon^2)} + C < 0.$$

Now, assume there exists $t_1 \in [K\omega, \kappa)$ such that $|e(t_1)| > \varepsilon$. Define

$$t_0 := \max \{t \in [K\omega, t_1] \mid |e(t)| = \varepsilon\}.$$

On $[t_0, t_1]$, we have $|e(t)| \in [\varepsilon, 1)$, so $\frac{1}{1-e(t)^2} \geq \frac{1}{1-\varepsilon^2}$. The differential inequality becomes

$$\frac{1}{2} \frac{d}{dt} e(t)^2 \leq -\frac{c\alpha k \varepsilon^2}{\lambda(1-\varepsilon^2)} + C < 0.$$

Integrating from t_0 to t_1 we obtain

$$\varepsilon^2 = e(t_0)^2 \geq e(t_1)^2 > \varepsilon^2,$$

a contradiction. Hence no such t_1 exists and therefore, $|e(t)| \leq \varepsilon$ for all $t \in [K\omega, \kappa)$, thus the solution extends to $[K\omega, (K+1)\omega]$ with this uniform bound.

Step 5. (Inductive continuation – remaining variables). As shown in Step 4, e is well-defined on $[K\omega, (K+1)\omega]$, thus v and I are well-defined on $[K\omega, (K+1)\omega]$, too. Similar to Step 2, the input is given by $u(t) = v(t) + \frac{1}{c}z(t)$, which can be reformulated as the boundary condition $G\phi_\xi(0, t) - \frac{1}{c}\phi_t(0, t) = v(t)$. By the solution of the previous induction step, this boundary condition is satisfied at $t = K\omega$. Since $v \in W^{1,\infty}([K\omega, (K+1)\omega], \mathbb{R})$, $\text{dom}(F_e) = \mathbb{R}$ and $W^{1,2}([0, \ell], \mathbb{R})$ is dense in $L^2([0, \ell], \mathbb{R})$ we have that $\text{dom}(D_f) \cap \text{dom}(B) = X$, thus it follows from Theorem 3.3 that there exists a unique generalized solution $\phi \in C([K\omega, (K+1)\omega], L^2([0, \ell], \mathbb{R}))$ with $\phi_t, \phi_\xi \in C([K\omega, (K+1)\omega], L^2([0, \ell], \mathbb{R}))$. Then y is determined by the differential equation

$$J\dot{y}(t) = \frac{-G\Gamma}{c} (y(t) + cv(t-\omega) - D_\phi(t)) + F_e(y(t)),$$

and since $v(t-\omega), D_\phi(t), F_e(y(t))$ are bounded on $[K\omega, (K+1)\omega]$, existence of a solution y with $y \in W^{1,\infty}([K\omega, (K+1)\omega], \mathbb{R})$ follows similar to Step 3.

Step 6. (Global extension and boundedness). By induction, the solution extends to all intervals $[0, N\omega]$, for any $N \in \mathbb{N}$. Since N can be arbitrarily large, the solution is global (i.e., exists for all $t \geq 0$). The global boundedness is ensured by $|e(t)| \leq \varepsilon$ for $t \geq 0$ as shown in Step 4, and the fact that ε is independent of N . This also guarantees boundedness of all other signals y, v, u, I, ϕ . \square

5 Simulations

We demonstrate the performance of the funnel controller (4.1) applied to the drill string system (1.1) with zero initial conditions, that is $\phi(\xi, t) = \phi_0(\xi) = 0$ and $\dot{\phi}_t(\xi, t) = v_0(\xi) = 0$. Let $\phi(\xi, t)$ be the displacement field and $\mathbf{v}(\xi, t) = \partial_t \phi(\xi, t)$ the velocity. The control input $u(t)$ is applied at the top boundary $\xi = 0$ via the boundary condition $G\phi_\xi(0, t) = u(t)$, and the output $y(t) = \mathbf{v}(\ell, t)$ is defined at the bottom boundary. The dynamics include distributed damping $F_d(\xi, v)$, which we choose to be a tangent inverse function specified in Table 1, and nonlinear boundary dissipation at $\xi = \ell$ of the form

$$F_e(\mathbf{v}) = -\frac{A\mathbf{v}}{\sqrt{\mathbf{v}^2 + \varepsilon^2}} \left(1 + h e^{-\frac{\sqrt{\mathbf{v}^2 + \varepsilon^2}}{\Delta}} \right).$$

The goal is to ensure, for the constant output reference $y_{\text{ref}}(t) = 5.0$, the evolution of the corrected tracking error $w(t) = y(t) - y_{\text{ref}}(t) + I(t + \omega)$ within the performance funnel defined by the funnel boundary function $\psi(t) = 8e^{-t} + 0.1$, where $\omega = \ell/c = \ell\sqrt{\frac{\rho}{G}}$. The simulation parameters are summarized in Table 1.

The funnel control (4.1) includes the transient shaping term $\left(\hat{v} - \frac{ke(0)}{1-e(0)^2} \right) p(t)$ which enforces a smooth initialization of v at $t = 0$. We choose

$$p(t) = \begin{cases} \exp\left(-\frac{1}{\tau(1-\tau)}\right), & \text{if } 0 < t < T_{\text{shaping}}, \\ 0, & \text{otherwise,} \end{cases} \quad \text{where } \tau = \frac{t}{T_{\text{shaping}}}, \quad T_{\text{shaping}} = 0.5s.$$

Parameter	Value / Description
ℓ	1.0 and 10.0
N	150 (grid points), $d\xi = 0.02$
$\rho(\xi)$	1.0 (uniform density)
$G(\xi)$	1.0 (uniform stiffness)
$F_d(\xi, v)$	$0.3 \cdot \arctan(v)$
Γ	1.0 (damping at boundary $\xi = \ell$)
J	1.0 (inertia at $\xi = \ell$)
k, α, β	1.0 (funnel control parameters)
$A, \varepsilon, h, \Delta$	1.0, 0.001, 0.1, 0.1 (nonlinear damping parameters)
$y_{\text{ref}}(t)$	5.0 (constant reference signal)
$\psi(t)$	$8e^{-t} + 0.1$ (funnel boundary)
\hat{v}	1
$t \in [0, 10]$	Simulated time interval

Table 1 Simulation parameters.

For the simulation, the PDE in (1.1) is converted to a system of ODEs using a second-order finite difference scheme with $N = 51$ spatial points over the domain $[0, \ell]$ with $\ell = 1.0$, yielding a step size of $d\xi = 0.02$. The ODE system is simulated using `solve_ivp` with method `RK23` and 500 evaluation points over $[0, 10]$. The delay terms $y(t-\omega)$, $I(t-\omega)$, and $\psi(t-\omega)$ are computed using linear interpolation

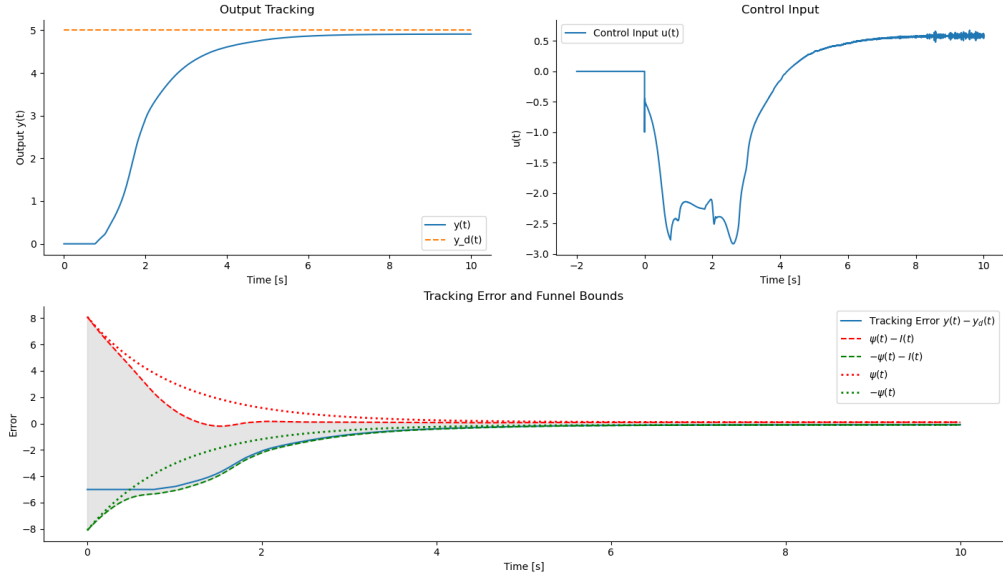


Fig. 3 simulation results for $\ell = 1$

over a history buffer populated with 200 pre-initialized values. The control input $u(t)$ is realized via a ghost-point method [41], where ϕ_{-1} is the ghost point introduced outside the domain to impose the boundary condition through a finite-difference stencil:

$$\phi_{-1} = \phi_0 - \frac{dx}{G} u(t),$$

so that the top boundary incorporates the effect of the control input.

The simulation results are depicted in Figure 3. The output $y(t)$ closely tracks the constant desired value $y_{\text{ref}}(t) = 5.0$. After an initial transient, tracking is achieved with high precision. The transient is well-contained due to the wide initial funnel. The error remains strictly within the corrected funnel bounds throughout the simulation. The controller dynamically adjusts $I(t)$ to maintain feasibility even as $\psi(t)$ decreases rapidly over time. This confirms feasibility of the control scheme.

Figure 4 depicts the plots for $\ell = 10$ over the time interval $[0, 100]$, where the parameters used are $k_z = 1.0$, $\alpha = 1.2$, $\beta = 1.2$, $A = 1.0$, $\varepsilon = 0.001$, $h = 0.1$ and $\Delta = 0.1$. The remaining parameters are the same as in Table 1. The depicted results exhibit a similar controller performance as in the case $\ell = 1$, suggesting the practical relevance of the control scheme even for large drill string lengths.

6 Conclusion

In this work, we studied the output tracking problem for a vertically driven drill string modeled by a nonlinear boundary-coupled PDE-ODE system, described using a non-homogeneous wave equation with spatially varying coefficients ρ and G as well as distributed and end-point damping. We studied the solvability of the system by first formulating it as an abstract boundary value problem involving nonlinear set-valued operators on an appropriate Hilbert space and then used the theory of maximal monotone

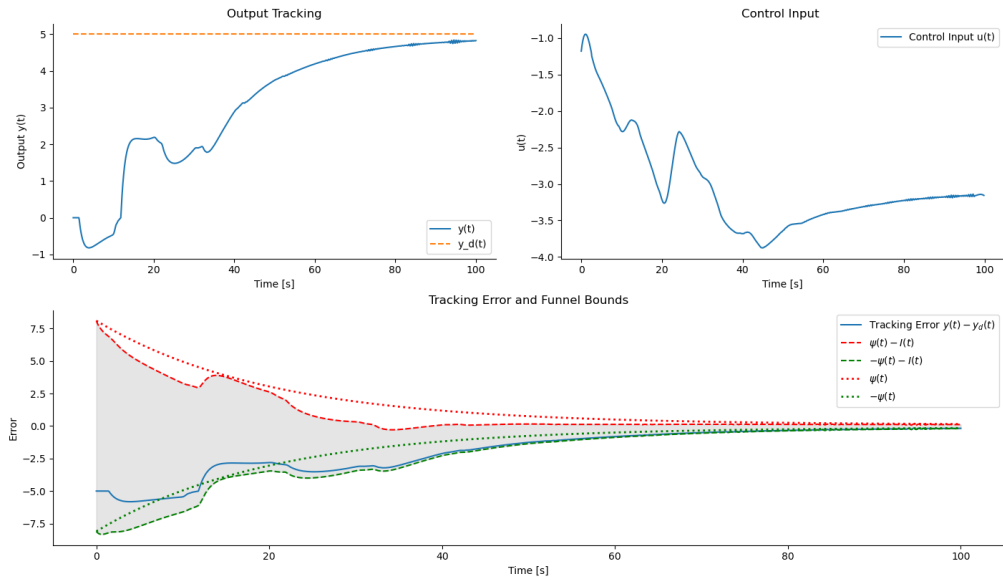


Fig. 4 simulation results for $\ell = 10$

operators to establish existence of generalized and strong solutions under the respective regularity of the input function. For the application of funnel control we restricted ourselves to the simpler case of constant physical coefficients ρ and G as well as single-valued damping functions in order to provide a rigorous feasibility proof for the proposed controller. The designed funnel controller incorporates delayed system states and an integral term, guaranteeing that the closed-loop system admits a global solution, the control input remains bounded, and the (possibly corrected) tracking error stays strictly within the prescribed performance funnel, as formalized in Theorem 4.2. Simulation results validate the effectiveness of the controller in enforcing the drill bit angular velocity to follow a dynamically adjusted reference trajectory while respecting the funnel bounds.

Funding

This work was funded by the Deutsche Forschungsgemeinschaft (DFG, German Research Foundation) – Project-ID 362536361.

Declarations

Competing Interests The authors declare no competing interests.

References

- [1] Athanasiou P, Hadi Y (2020) Simulation of oil well drilling system using distributed–lumped modelling technique. *Modelling* 1(2):175–197. <https://doi.org/10.3390/modelling1020011>

- [2] Avalos G, Lasiecka I, Rebarber R (2001) Well-posedness of a structural acoustics control model with point observation of the pressure. *Journal of Differential Equations* 173(1):40–78. <https://doi.org/10.1006/jdeq.2000.3938>
- [3] Balanov A, Janson N, McClintock P, et al (2003) Bifurcation analysis of a neutral delay differential equation modelling the torsional motion of a driven drill-string. *Chaos, Solitons & Fractals* 15(2):381–394. [https://doi.org/10.1016/S0960-0779\(02\)00105-4](https://doi.org/10.1016/S0960-0779(02)00105-4)
- [4] Barbu V (2010) *Nonlinear Differential Equations of Monotone Type in Banach Spaces*. Springer, New York, NY, URL <https://link.springer.com/book/10.1007/978-1-4419-5542-5>
- [5] Bauschke HH, Combettes PL (2017) *Convex Analysis and Monotone Operator Theory in Hilbert Spaces*, 2nd edn. CMS Books in Mathematics, Springer, Cham, <https://doi.org/10.1007/978-3-319-48311-5>
- [6] Berger T, Reis T (2014) Zero dynamics and funnel control for linear electrical circuits. *Journal of the Franklin Institute* 351(11):5099–5132. <https://doi.org/10.1016/j.jfranklin.2014.08.006>
- [7] Berger T, Lê HH, Reis T (2018) Funnel control for nonlinear systems with known strict relative degree. *Automatica* 87:345–357. <https://doi.org/10.1016/j.automatica.2017.10.017>
- [8] Berger T, Puche M, Schwenninger FL (2020) Funnel control in the presence of infinite-dimensional internal dynamics. *Systems & Control Letters* 139:104678. <https://doi.org/10.1016/j.sysconle.2020.104678>
- [9] Berger T, Drücker S, Lanza L, et al (2021) Tracking control for underactuated non-minimum phase multibody systems. *Nonlinear Dynamics* 104:3671–3699. <https://doi.org/10.1007/s11071-021-06458-4>
- [10] Berger T, Ilchmann A, Ryan EP (2021) Funnel control of nonlinear systems. *Mathematics of Control, Signals and Systems* 33:151–194. <https://doi.org/10.1007/s00498-021-00277-z>
- [11] Berger T, Puche M, Schwenninger FL (2022) Funnel control for a moving water tank. *Automatica* 135:109999. <https://doi.org/10.1016/j.automatica.2021.109999>
- [12] Berger T, Bikas LN, Hachmeister J, et al (2025) Prescribed performance control of uncertain higher-order nonlinear systems in the presence of delays. arXiv preprint arXiv:250908601
- [13] Berger T, Ilchmann A, Ryan EP (2025) Funnel control - a survey. *Annual Reviews in Control* 60:101024. <https://doi.org/10.1016/j.arcontrol.2025.101024>
- [14] Chitour Y, Nguyen HM, Roman C (2023) Lyapunov functions for linear damped wave equations in one-dimensional space with dynamic boundary conditions. *Automatica* 167:111754. URL <https://api.semanticscholar.org/CorpusID:258461068>
- [15] Christoforou A, Yigit A (2003) Fully coupled vibrations of actively controlled drillstrings. *Journal of Sound and Vibration* 267:1029–1045. [https://doi.org/10.1016/S0022-460X\(03\)00359-6](https://doi.org/10.1016/S0022-460X(03)00359-6)

- [16] Cruz Neto H, Trindade M (2023) Control of drill string torsional vibrations using optimal static output feedback. *Control Engineering Practice* 130:105–366. <https://doi.org/10.1016/j.conengprac.2022.105366>
- [17] Deutscher J, Gehring N, Kern R (2018) Output feedback control of general linear heterodirectional hyperbolic ODE–PDE–ODE systems. *Automatica* 95:472–480. <https://doi.org/10.1016/j.automatica.2018.06.021>
- [18] Deutscher J, Gehring N, Kern R (2019) Output feedback control of general linear heterodirectional hyperbolic PDE-ODE systems with spatially-varying coefficients. *International Journal of Control* 92(10):2274–2290. <https://doi.org/10.1080/00207179.2018.1436770>
- [19] Drücker S, Lanza L, Berger T, et al (2024) Experimental validation for the combination of funnel control with a feedforward control strategy. *Multibody System Dynamics* 63:105–123. <https://doi.org/10.1007/s11044-024-09976-2>
- [20] Evans LC (1977) Nonlinear evolution equations in an arbitrary Banach space. *Israel J Math* 26(1):1–42. <https://doi.org/10.1007/BF03007654>
- [21] Evans LC (2022) Partial differential equations, vol 19. American Mathematical Society, URL <https://bookstore.ams.org/gsm-19-r/>
- [22] Fattorini HO (1968) Boundary control systems. *SIAM Journal on Control* 6(3):349–385. <https://doi.org/10.1137/0306025>
- [23] Favini A, Goldstein GR, Goldstein JA, et al (2001) Nonlinear boundary conditions for nonlinear second order differential operators on $c[0, 1]$. *Archiv der Mathematik* 76(5):391–400. <https://doi.org/10.1007/PL00000449>
- [24] Folland GB (2020) Introduction to partial differential equations. Princeton university press, URL <https://press.princeton.edu/books/ebook/9780691213033/introduction-to-partial-differential-equations-pdf-0>
- [25] Graber PJ, Said-Houari B (2012) Existence and asymptotic behavior of the wave equation with dynamic boundary conditions. *Applied Mathematics & Optimization* 66(1):81–122. <https://doi.org/10.1007/s00245-012-9165-1>
- [26] Hackl CM (2014) Funnel control for wind turbine systems. In: 2014 IEEE Conference on Control Applications (CCA), pp 1377–1382, <https://doi.org/10.1109/CCA.2014.6981516>
- [27] Hackl CM (2017) Non-identifier Based Adaptive Control in Mechatronics–Theory and Application, Lecture Notes in Control and Information Sciences, vol 466. Springer, Cham, Switzerland, URL <https://link.springer.com/book/10.1007/978-3-319-55036-7>
- [28] Ilchmann A (2013) Decentralized tracking of interconnected systems. In: Hüper K, Trumpf J (eds) *Mathematical System Theory – Festschrift in Honor of Uwe Helmke on the Occasion of his Sixtieth Birthday*. CreateSpace, p 229–245

- [29] Ilchmann A, Trenn S (2004) Input constrained funnel control with applications to chemical reactor models. *Systems & Control Letters* 53(5):361–375. <https://doi.org/10.1016/j.sysconle.2004.05.014>
- [30] Ilchmann A, Ryan E, Sangwin C (2002) Tracking with prescribed transient behaviour. *ESAIM: Control, Optimisation and Calculus of Variations* 7:471–493. <https://doi.org/10.1051/cocv:2002064>
- [31] Lhachemi H, Prieur C (2025) Nonlinear Control for Infinite-Dimensional Systems. In: Reference Module in Materials Science and Materials Engineering. Elsevier, <https://doi.org/10.1016/B978-0-443-14081-5.00150-1>
- [32] Loomis LH, Sternberg S (1968) *Advanced calculus*. World Scientific, URL https://people.math.harvard.edu/~shlomo/docs/Advanced_Calculus.pdf
- [33] Moharrami MJ, de Arruda Martins C, Shiri H (2021) Nonlinear integrated dynamic analysis of drill strings under stick-slip vibration. *Applied Ocean Research* 108:102521. <https://doi.org/10.1016/j.apor.2020.102521>
- [34] Rabinowicz E (1956) Stick and slip. *Scientific American* 194(5):109–119. <https://doi.org/10.1038/scientificamerican0556-109>
- [35] Rockafellar RT (1970) On the maximal monotonicity of subdifferential mappings. *Pacific Journal of Mathematics* 33:209–216. <https://doi.org/10.2140/pjm.1970.33.209>
- [36] Sagert C, Di Meglio F, Krstić M, et al (2013) Backstepping and flatness approaches for stabilization of the stick-slip phenomenon for drilling. *IFAC Proceedings Volumes* 46(2):779–784. <https://doi.org/10.3182/20130204-3-FR-2033.00126>
- [37] Sharma A, Abid K, Srivastava S, et al (2024) A review of torsional vibration mitigation techniques using active control and machine learning strategies. *Petroleum* 10(3):411–426. <https://doi.org/10.1016/j.petilm.2023.09.007>
- [38] Terrand-Jeanne A, Andrieu V, Tayakout-Fayolle M, et al (2020) Regulation of inhomogeneous drilling model with a P-I controller. *IEEE Transactions on Automatic Control* 65(1):58–71. <https://doi.org/10.1109/TAC.2019.2907792>
- [39] Tian J, Wei L, Yang L, et al (2020) Research and experimental analysis of drill string dynamics characteristics and stick-slip reduction mechanism. *Journal of Mechanical Science and Technology* 34(3):977–986. <https://doi.org/10.1007/s12206-020-0201-9>
- [40] Tolstonogov AA (2021) Maximal monotonicity of a Nemytskii operator. *Funct Anal Appl* 55(3):217–225. <https://doi.org/10.1134/S0016266321030047>
- [41] Tseng YH, Ferziger JH (2003) A ghost-cell immersed boundary method for flow in complex geometry. *Journal of computational physics* 192(2):593–623. <https://doi.org/10.1016/j.jcp.2003.07.024>