



On Knowledge Compilation For Two-Variable First-Order Logic

Qiaolan Meng  


Beihang University, China

Juhua Pu  

Beihang University, China

Hongting Niu  



Beihang University, China

Yuyi Wang  

CRRC Zhuzhou Institute, China

Yuanhong Wang  

Jilin University, China

Ondřej Kuželka  

Czech Technical University in Prague, Czech Republic

Abstract

Knowledge compilation transforms logical theories into circuit representations that support efficient reasoning. We study this problem for propositional groundings of \mathbf{FO}^2 , the two-variable fragment of first-order logic over finite domains. Given an \mathbf{FO}^2 sentence and a domain of size n , its grounding yields a propositional theory over ground atoms. We ask whether such theories admit compact representations in DNNF-based and related knowledge compilation languages, and whether these can be constructed efficiently, both with respect to the domain size n for a fixed sentence. We show first that compact compilation is impossible in general: there exists an \mathbf{FO}^2 sentence whose grounding over a domain of size n requires DNNF size $2^{\Omega(n)}$. On the positive side, we develop a two-stage compiler that exploits the symmetries inherent in the propositional groundings of \mathbf{FO}^2 sentences. It branches on unary and binary types rather than individual ground atoms, in a similar spirit to lifted inferences for probabilistic relational models. Moreover, it optimizes the compilation process by efficiently identifying and caching residual subproblems that are equivalent with respect to future extensions. Experiments show the practical efficiency of our approach, which often produces smaller circuits and compiles faster than straightforward grounding-based baselines.

2012 ACM Subject Classification Theory of computation \rightarrow Automated reasoning

Keywords and phrases Knowledge Compilation, First-order Logic, SAT

Acknowledgements We thank the anonymous reviewers for their helpful comments and suggestions.

1 Introduction

Knowledge compilation (KC) studies how to transform a logical theory into a target representation that supports efficient downstream reasoning. Prominent target languages include the decomposable negation normal form (DNNF), which admits tractable queries such as satisfiability and conditioning, and its deterministic variant d-DNNF, which additionally supports efficient model counting and related inference tasks [12, 8].

In this paper, we study knowledge compilation for groundings of first-order theories, focusing on the two-variable fragment \mathbf{FO}^2 over finite domains. Given a fixed \mathbf{FO}^2 sentence Γ and a finite domain Δ , grounding Γ over Δ yields a propositional theory whose variables correspond to ground atoms. We ask two basic questions: whether these grounded theories admit compact representations in DNNF-based languages, and whether such representations

can be constructed efficiently, both with respect to the domain size n for a fixed sentence.

Answering these questions has immediate practical value. For instance, d-DNNF admits linear-time conditioning [12] and model sampling [15, 20], which naturally enables exact conditional sampling to complete partially observed relational data while strictly respecting universal and existential constraints. Furthermore, when the compiled circuit is organized as a structured d-DNNF with respect to a fixed variable tree, it can be composed with other structured circuits over the same variables, enabling modular integration with probabilistic or neurosymbolic architectures [3, 2, 1]. Particularly, neurosymbolic learning systems usually reason over complex relational domains, and their symbolic knowledge bases are inherently specified in first-order logic (FOL) rather than propositional logic. Targeting the knowledge compilation of the \mathbf{FO}^2 fragment, a well-studied subset of FOL with balanced expressivity and decidability [14], offers a vital path to hybrid logic and learning pipelines at scale.

Knowledge compilation for first-order theories differs from both lifted inference [30, 4, 17] and propositional compilation [11, 19]. Typically, lifted inference targets first-order theories and performs inference without grounding. For instance, lifted inference for the full \mathbf{FO}^2 fragment is tractable in the *symmetric* setting, where the weight of models is invariant under permutations of the domain elements, and it does *not* support conditioning on binary evidence that breaks the symmetries [29]. In contrast, propositional compilation targets propositional theories, where conditioning on arbitrary evidence is supported, but the input theory is already grounded, so the symmetry and structural regularity present in the first-order description are no longer explicit. Though there are a few works on exploiting the implicit symmetries in propositional model counting [31, 27], how to leverage the symmetries in knowledge compilation remains largely unexplored. Therefore, this paper lies between these two viewpoints: we start from a first-order specification, but aim to compile its propositional grounding into a standard propositional target language.

Our contributions are both negative and positive. On the negative side, we show that polynomial-size compilation is impossible in general: there exists an \mathbf{FO}^2 sentence whose grounding over a domain of size n requires DNNF size $2^{\Omega(n)}$. On the positive side, we develop a specialized two-stage compiler for \mathbf{FO}^2 sentences. The compiler exploits the fact that \mathbf{FO}^2 models over finite domains can be organized via finitely many unary and binary types, and therefore branches on types rather than on individual ground atoms. We further introduce an optimization based on equivalent residual subproblems, allowing the compiler to reuse compiled subcircuits when different contexts admit the same set of future completions. Our experiments on several benchmark families suggest that this approach can produce smaller circuits than straightforward grounding-based baselines.

The paper is structured as follows. Section 3 recalls the necessary background. Section 4 proves the exponential lower bound for \mathbf{FO}^2 compilation. Section 5 presents the two-stage compilation procedure for \mathbf{FO}^2 . Section 6 develops the optimization techniques, and Section 7 reports an empirical evaluation.

2 Related Work

Knowledge compilation studies how to trade succinctness for tractable queries by compiling logical theories into target languages with polynomial-time support for selected operations. The compilation map in [12] remains the standard reference for positioning such languages. Among them, DNNF and d-DNNF are central because they strike a useful balance between succinctness and tractable querying [8]. Other languages include OBDDs, FBDDs, and SDDs [10], which are more restrictive but support additional queries such as equivalence

checking and validity checking in polynomial time [12]. On the propositional side, compilation into variants of DNNF has been studied extensively, both from the algorithmic perspective [7, 11, 25, 19, 16] and from the perspective of lower bounds and separations [5, 13, 24], often using communication-complexity techniques [6].

Moving beyond propositional theories, first-order knowledge compilation and lifted probabilistic inference introduce lifted circuit representations, such as FO-d-DNNF, that operate directly on first-order structure and support lifted inference [29, 30, 17]. These approaches differ from ours both in the target representation and in the intended reasoning regime. Our goal is to compile an \mathbf{FO}^2 sentence and a finite domain into a standard propositional d-DNNF circuit, thereby retaining the query support of propositional d-DNNF.

Our work is also related to recent results on algorithmic tasks over \mathbf{FO}^2 models, such as symmetric weighted first-order model counting [4], lifted first-order model sampling [32], and model enumeration for two-variable logic [22]. These works show that \mathbf{FO}^2 admits unusually strong algorithmic structure for counting, sampling, and enumeration. Our focus is different: we study compilation into DNNF-based circuit languages, including both lower bounds on representation size and a specialized compilation procedure. At the same time, these adjacent lines of work help motivate our setting, since compiled d-DNNF circuits can serve as a basis for exact reasoning tasks such as counting and sampling on grounded \mathbf{FO}^2 theories.

3 Preliminaries

We recall basic notions from first-order logic and knowledge compilation, and fix notations used throughout the paper.

3.1 Propositional and First-Order Logic

We assume familiarity with standard notions from propositional and first-order logic [21]. In this paper, we work on the *function-free finite-domain* fragment of first-order logic. A vocabulary is a finite set \mathcal{P} of predicate symbols. An *atom* is of the form $P(t_1, \dots, t_k)$ where $P/k \in \mathcal{P}$ and each t_i is a variable or a constant. A *literal* is an atom or its negation. Formulas are built from atoms using \neg, \wedge, \vee and may be prefixed by quantifiers $\forall x$ and $\exists x$. A formula is a *sentence* if all variables are bound. We write \mathcal{P}_φ for the vocabulary occurring in a formula φ . A formula is *ground* if it contains no variables, i.e., it is propositional where ground atoms are viewed as boolean variables. Given a first-order sentence Γ and a domain Δ , *grounding* of (Γ, Δ) is the propositional formula obtained by instantiating all quantifiers in Γ over elements from Δ with the usual semantics. Unless otherwise specified, the first-order formulas in this paper are assumed to be *constant-free*, i.e., they contain no constant symbols.

► **Example 1.** Consider the sentence $\Gamma = \forall x : \neg E(x, x) \wedge \forall x \exists y : E(x, y)$ and the vertex domain $\Delta = \{e_1, e_2\}$. The grounding of (Γ, Δ) is the propositional formula

$$(E(e_1, e_1) \vee E(e_1, e_2)) \wedge (E(e_2, e_1) \vee E(e_2, e_2)) \wedge \neg E(e_1, e_1) \wedge \neg E(e_2, e_2),$$

where each ground atom, such as $E(e_1, e_2)$, is a propositional variable.

For a vocabulary \mathcal{P} and a finite domain Δ , a *structure* \mathcal{A} is a tuple (Δ, f) , where f interprets each predicate $P/k \in \mathcal{P}$ as a relation $f(P) \subseteq \Delta^k$. In this paper, a structure is often written as a set of ground literals interpreted by f , that is, $\mathcal{A} = \bigcup_{P/k \in \mathcal{P}} \{P(a_1, \dots, a_k) \mid (a_1, \dots, a_k) \in f(P)\} \cup \{\neg P(a_1, \dots, a_k) \mid (a_1, \dots, a_k) \notin f(P)\}$. The satisfaction relation \models is defined as usual. A *model* \mathcal{A} of a sentence Γ over a domain Δ is a structure with domain Δ such that $\mathcal{A} \models \Gamma$.

3.2 Knowledge Compilation

Knowledge compilation (KC) is the process of transforming a propositional formula into a representation such that various logical queries on the formula can be answered efficiently by operating on the compiled representation. In this paper, we focus on compilation into negation normal form and its variants [12].

A negation normal form (NNF) is a node labeled directed acyclic graph (DAG) with internal nodes labeled by logical connectives (e.g., \wedge, \vee), leaves labeled by boolean variables or their negations (literals), and a unique sink node (outdegree 0) called the output. For an NNF C , $\text{var}(C)$ denotes its set of variables and $|C|$ denotes its size, i.e., the number of edges.

Given an NNF C and an assignment f of truth values to its variables, the evaluation of C under f , denoted $C(f)$, is defined as the value computed at the output node when the leaves are assigned according to f and internal nodes are evaluated according to their labels in a bottom-up fashion. The assignments f such that $C(f) = 1$ are called the *satisfying assignments* of C . Two NNFs are *logically equivalent* (or simply *equivalent*) if they have the same set of satisfying assignments. An NNF C *encodes* a propositional formula φ if C and φ have the same set of satisfying assignments.

An NNF circuit C is *decomposable* (DNNF) if for every \wedge -node with children C_1, \dots, C_r , the boolean variable sets are pairwise disjoint: $\text{var}(C_i) \cap \text{var}(C_j) = \emptyset$ for all $i \neq j$. C is *deterministic* if for every \vee -node with children C_1, \dots, C_r , the disjuncts are pairwise inconsistent, i.e., $C_i \wedge C_j$ is unsatisfiable for all $i \neq j$. A circuit satisfying both properties is a *deterministic DNNF* (d-DNNF). d-DNNFs are particularly of interest in knowledge compilation since they support a wide range of queries that can be answered in time polynomial in the size of the circuit [8, 12]. We also consider the more restrictive class of *structured* d-DNNFs and OBDDs, which are defined with respect to a fixed variable tree and variable order, respectively. We refer the reader to [12] for more details on these languages and their properties.

We consider knowledge compilation for first-order logic, focusing primarily on d-DNNFs. The same questions can also be asked for more restrictive target languages, and we provide corresponding results for structured d-DNNFs and OBDDs.

► **Problem.** *Fix a first-order sentence Γ . Given a finite domain Δ , output a d-DNNF circuit encoding the grounding of (Γ, Δ) .*

Given an algorithm that solves this problem, we mainly care about the size of the output circuit and the time complexity of the algorithm, both w.r.t. the domain size $|\Delta|$.

3.3 Two-Variable Logic in Scott Normal Form

The two-variable fragment of first-order logic, denoted by \mathbf{FO}^2 , is a well-studied decidable fragment [23, 14]. \mathbf{FO}^2 exhibits particularly favorable properties for various computational tasks, e.g., model counting for \mathbf{FO}^2 is in time polynomial in the domain size for a fixed sentence, while adding another third variable renders the problem intractable [4]. Therefore, we study knowledge compilation for \mathbf{FO}^2 as a first step towards understanding the compilation of more expressive first-order fragments.

Any \mathbf{FO}^2 sentence can be transformed into Scott normal form (SNF) [26]:

$$\Gamma = \forall x \forall y : \phi(x, y) \wedge \bigwedge_{k \in [m]} \forall x \exists y : \psi_k(x, y),$$

where $\phi(x, y)$ and each $\psi_k(x, y)$ are quantifier-free and use only variables x and y . For convenience, we further assume that each existential conjunct has been atomized to $\forall x \exists y$:

$\beta_k(x, y)$ where $\beta_k(x, y)$ is a single binary atom. This is easily achievable by introducing a fresh binary predicate symbol β_k for each $\psi_k(x, y)$ and adding universal constraints ensuring $\beta_k(x, y) \leftrightarrow \psi_k(x, y)$.

Throughout the paper, we assume that all \mathbf{FO}^2 sentences to be compiled are in SNF. This assumption is without loss of generality because: 1) the transformation into SNF increases the size of the sentence only linearly; 2) there is a bijective mapping between the models of the original sentence and those of its SNF sentence [4, 32], so that the queries (e.g., model counting and enumeration) can be carried out on the SNF sentence and the results can be easily translated back to the original sentence.

4 Hardness of \mathbf{FO}^2 Compilation

In this section, we show that there exists an \mathbf{FO}^2 sentence whose DNNF representation over a domain of size n cannot be in size polynomial (or even subexponential) in n . This immediately implies the same lower bound for d-DNNF representations.

► **Theorem 2.** *There exists an \mathbf{FO}^2 sentence Γ such that for every $n \geq 1$ and domain Δ with $|\Delta| = n$, every DNNF circuit encoding the grounding of (Γ, Δ) has size $2^{\Omega(n)}$.*

The proof relies on the transformation of DNNF circuits under minimization introduced by Darwiche [8], and a lower bound on DNNF size for the Boolean function of permutation PERM_n (or equivalently, the perfect matchings of the complete bipartite graph $K_{n,n}$) established by de Colnet [13]. We recall these results below.

Given an NNF C , the *minimization* of C is an NNF whose satisfying assignments are exactly those satisfying assignments of C with the minimum number of true variables.

► **Theorem 3** (Combined from [9] and [8, Section 2.5]). *Given a DNNF circuit C , one can construct a DNNF circuit C_{\min} encoding the minimization of C , in time polynomial in $|C|$.*

The PERM_n can be represented as a propositional formula over n^2 boolean variables $\{p_{ij} \mid i, j \in [n]\}$, and its satisfying assignments of PERM_n are exactly the $n \times n$ permutation matrices, i.e., there is exactly one true variable in $\{p_{i1}, \dots, p_{in}\}$ for each $i \in [n]$ and exactly one true variable in $\{p_{1j}, \dots, p_{nj}\}$ for each $j \in [n]$.

► **Theorem 4** ([13]¹). *Every DNNF circuit encoding PERM_n has size $2^{\Omega(n)}$.*

Proof of Theorem 2. Consider the \mathbf{FO}^2 sentence:

$$\Gamma_P = (\forall x \exists y : P(x, y)) \wedge (\forall x \exists y : P(y, x)).$$

We prove by contradiction that any DNNF circuit encoding Γ_P over a domain of size n requires size $2^{\Omega(n)}$.

For a domain $\Delta = \{e_1, \dots, e_n\}$, assume for contradiction that there exists a DNNF circuit C encoding the grounding of (Γ_P, Δ) with size $2^{o(n)}$. Let p_{ij} be the boolean variable in C corresponding to the ground atom $P(e_i, e_j)$. The sentence Γ_P (and thus C) enforces that for every $i \in [n]$, there exists $j \in [n]$ such that p_{ij} is true, and for every $j \in [n]$, there exists $i \in [n]$ such that p_{ij} is true. Let C_{\min} be the minimization of C obtained by Theorem 3. One can easily verify that the satisfying assignments of C_{\min} correspond exactly to the permutations of $[n]$, and thus C_{\min} encodes PERM_n . From Theorem 3, C_{\min} is a DNNF circuit of size polynomial in $|C|$, and therefore has size $2^{o(n)}$. However, by Theorem 4, any DNNF circuit encoding PERM_n requires size $2^{\Omega(n)}$, leading to a contradiction. ◀

¹ Though not stated explicitly, one can easily verify from the proof of Theorem 1 therein.

5 d-DNNF compilation for FO²

In this section, we present a compilation scheme for **FO**². Throughout, we assume that the sentence is in Scott normal form (cf. Section 3.3). Given a domain $\Delta = \{e_1, \dots, e_n\}$, our goal is to compile the grounding of (Γ, Δ) into a propositional d-DNNF circuit. We also show how the construction yields OBDD and structured d-DNNF representations.

The section is organized as follows. Section 5.1 introduces unary and binary types, which describe the possible local truth assignments of elements and of element pairs, respectively. These types provide the branching objects used in the compilation. Section 5.2 then presents a two-stage procedure, where Stage I assigns unary types to elements, and Stage II assigns binary types to element pairs. Section 5.3 then gives an efficient extendability test to prune infeasible branches, which checks whether the current partial type assignment can be extended to a full model.

5.1 Types

Let \mathcal{P} be the set of unary and binary predicates in Γ . We say that a set of literals is *maximally consistent* if it does not contain any contradictory literals and cannot be extended by adding any other literal. Then we define unary and binary types as follows.

► **Definition 5** (Unary and binary types). *A unary type τ is a maximally consistent set of unary literals over \mathcal{P} involving a single variable x (including the diagonal literals $R(x, x)$ for binary predicates R). A binary type π is a maximally consistent set of binary literals over \mathcal{P} involving distinct variables x and y . A type is either a unary type or a binary type.*

We often identify a type with a formula obtained by conjoining all its literals, and write $\tau(x)$ and $\pi(x, y)$. For a structure \mathcal{A} and an element $a \in \Delta$, we say that a *realizes* a unary type τ if $\mathcal{A} \models \tau(a)$, and for two distinct elements $a, b \in \Delta$, we say that the ordered pair (a, b) *realizes* a binary type π if $\mathcal{A} \models \pi(a, b)$. The realization of types for an element or a pair of elements is unique because types are maximally consistent. Therefore, a model of Γ over Δ (equivalently, a satisfying assignment of the propositional grounding of (Γ, Δ)) can be viewed as a type assignment that assigns a unary type to each element e_i and a binary type to each ordered pair (e_i, e_j) for $i < j$.

When dealing with types, we only need to consider those that are *valid*. A unary type τ is *valid* w.r.t. Γ if $\tau(x) \models \phi(x, x)$, where ϕ is from the universal conjunct $\forall x \forall y : \phi(x, y)$ in the Scott normal form of Γ . Given unary types τ and τ' , a binary type π is *valid* for (τ, τ') if $\tau(x) \wedge \tau'(y) \wedge \pi(x, y) \models \phi(x, y) \wedge \phi(y, x)$. Let \mathcal{U}_Γ be the set of valid unary types and, for each pair $(\tau, \tau') \in \mathcal{U}_\Gamma \times \mathcal{U}_\Gamma$, let $\mathcal{B}_\Gamma(\tau, \tau')$ be the set of binary types valid for (τ, τ') . When the sentence Γ is clear from context, we may omit the subscript and write \mathcal{U} and $\mathcal{B}(\tau, \tau')$ instead.

► **Example 6.** Consider the sentence defining 2-colored graphs:

$$\Gamma_{RB} = \forall x : (R(x) \vee B(x)) \wedge (\neg R(x) \vee \neg B(x)) \wedge \\ \forall x \forall y : (E(x, y) \rightarrow E(y, x)) \wedge (E(x, y) \rightarrow ((R(x) \wedge B(y)) \vee (B(x) \wedge R(y)))).$$

There are 2³ unary types in total, corresponding to different combinations of truth values of atoms $R(x)$, $B(x)$, and $E(x, x)$, but only two of them are valid: $\tau_R = \{R(x), \neg B(x), \neg E(x, x)\}$ and $\tau_B = \{\neg R(x), B(x), \neg E(x, x)\}$. For the unary type pairs (τ_R, τ_B) and (τ_B, τ_R) , there are two valid binary types: $\pi_E = \{E(x, y), E(y, x)\}$ and $\pi_{\neg E} = \{\neg E(x, y), \neg E(y, x)\}$, while for the pairs (τ_R, τ_R) and (τ_B, τ_B) , only $\pi_{\neg E}$ is valid.

5.2 Two-Stage Compilation

The construction of the d-DNNF circuit proceeds in two stages.

- Stage I: unary type assignment. We process domain elements e_1, \dots, e_n in order. At an element e_i we branch over $\tau \in \mathcal{U}$, and proceed to e_{i+1} . When all elements have been processed, the path from the root to the current node corresponds to a complete unary type assignment, and we then move to Stage II.
- Stage II: binary type assignment. Based on a unary assignment, we process ordered pairs (e_i, e_j) with $1 \leq i < j \leq n$ in lexicographic order of (i, j) . At each pair (e_i, e_j) we branch over $\pi \in \mathcal{B}(\tau_i, \tau_j)$, and continue to the next pair until all pairs have been processed.

We implement this two-stage compilation as a recursive procedure, as shown in Algorithm 1. Each call $\text{STAGE-I}(i, \theta)$ returns the output node of a subcircuit whose satisfying assignments are exactly the completions of the current context θ , where the context θ is formally defined as follows.

► **Definition 7 (Context).** *The context θ is a propositional formula obtained by conjoining the branch constraints accumulated along the current recursive call.*

Intuitively, the context θ captures the constraints imposed by the type decisions made so far and thus represents a partial type assignment. Although branching on valid types ensures the universal conjunct $\forall x \forall y : \phi(x, y)$, some branches may still violate the existential constraints $\forall x \exists y : \beta_k(x, y)$ in Γ . We prune such branches by checking whether their contexts can be extended to full models of Γ over Δ . We call this the **EXTENDABLE** test and discuss its details in Section 5.3.

► **Example 8.** Consider the sentence defining graphs without isolated vertices:

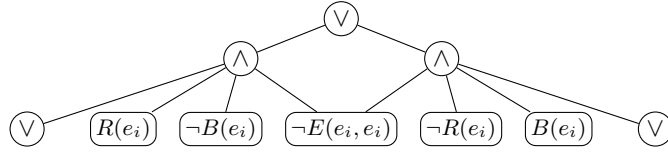
$$\Gamma_E = (\forall x : \neg E(x, x)) \wedge (\forall x \forall y : E(x, y) \rightarrow E(y, x)) \wedge (\forall x \exists y : E(x, y)).$$

We compile Γ_E over the vertex domain $\Delta = \{e_1, e_2, e_3\}$. There is only one valid unary type $\tau = \{\neg E(x, x)\}$. Hence Stage I produces the unique context $\theta = \tau(e_1) \wedge \tau(e_2) \wedge \tau(e_3)$. In Stage II, suppose we assign to the pair (e_1, e_2) the binary type $\pi_{\neg E} = \{\neg E(x, y), \neg E(y, x)\}$, which updates the context to $\theta' = \theta \wedge \pi_{\neg E}(e_1, e_2)$. When the next pair (e_1, e_3) is processed, the branch corresponding to $\pi_{\neg E}$ can be pruned, because $\theta' \wedge \pi_{\neg E}(e_1, e_3)$ is not extendable to any full model of Γ_E over Δ . Indeed, e_1 is adjacent to neither e_2 nor e_3 under this context, and the existential requirement $\exists y E(e_1, y)$ cannot be satisfied.

The function $\text{STAGE-I}(i, \theta)$ creates a set \mathcal{S} to collect the subcircuits for each extendable unary type branch at element e_i , and returns an \vee -node over them. For each unary type τ , it recursively calls $\text{STAGE-I}(i+1, \theta \wedge \tau(e_i))$ to compile the subcircuit for the remaining elements, and conjoins it with an \wedge -node over the literal leaves in $\tau(e_i)$. Then all such \wedge -nodes are combined into an \vee -node and returned. Figure 1 illustrates the decision structure used in Stage I when branching on unary types of an element in Example 6. When all elements have been processed, it invokes $\text{STAGE-II}((1, 2), \theta)$, which works analogously. The function $\text{next}(i, j)$ returns the next pair to be processed after (e_i, e_j) in lexicographic order. When all pairs have been processed, the final output of $\text{STAGE-I}(1, \top)$ is the compiled circuit $C_{\Gamma, \Delta}$.

We show that the two-stage compilation constructs a d-DNNF circuit that encodes the propositional grounding of (Γ, Δ) as stated in the following theorem.

► **Theorem 9.** *Fix an FO^2 sentence Γ and a domain $\Delta = \{e_1, \dots, e_n\}$. Let $\Phi_{\Gamma, \Delta}$ be the propositional grounding of (Γ, Δ) . Algorithm 1 outputs a d-DNNF that encodes $\Phi_{\Gamma, \Delta}$.*



■ **Figure 1** When branching on e_i at Stage I in Example 6, we have two disjuncts corresponding to the two valid unary types τ_R and τ_B . The two \vee -nodes at the bottom connect to the subcircuits for the remaining elements.

Proof. Denote by $C_{\Gamma, \Delta}$ the output circuit of Algorithm 1. We first show that every \wedge -node in $C_{\Gamma, \Delta}$ is decomposable, and every \vee -node in $C_{\Gamma, \Delta}$ is deterministic, thereby establishing that $C_{\Gamma, \Delta}$ is a d-DNNF circuit.

The \wedge -nodes are created only when branching on a unary type τ for an element e_i or a binary type π for a pair (e_i, e_j) , where the two conjuncts are the conjunction of literals in $\tau(e_i)$ or $\pi(e_i, e_j)$ and the \vee -node for the next element or pair. When processing e_i and branching on a unary type τ , the \wedge -node created for this branch consists of two parts: the conjunction of literals in $\tau(e_i)$ and recursive subcircuit for the next element e_{i+1} . Since the literals in $\tau(e_i)$ involve only unary atoms and diagonal atoms on e_i , while the recursive subcircuit never branches on such atoms again, the two conjuncts have disjoint variable sets, making the \wedge -node decomposable. A similar argument applies to \wedge -nodes created when branching on a binary type π for a pair (e_i, e_j) . Thus every \wedge -node is decomposable.

\vee -nodes are created only when branching on unary types for an element e_i and binary types for a pair (e_i, e_j) . Consider an \vee -node created when branching on unary types for an element e_i . For any two distinct unary types $\tau \neq \tau'$, there exists an atom a such that $\tau(e_i)$ contains a while $\tau'(e_i)$ contains $\neg a$, making $\tau(e_i) \wedge \tau'(e_i)$ unsatisfiable. Therefore, the disjuncts at this \vee -node are mutually exclusive, and the node is deterministic. The same argument applies to \vee -nodes created when branching on binary types for a pair (e_i, e_j) . Thus every \vee -node is deterministic.

Then we show that $C_{\Gamma, \Delta}$ encodes $\Phi_{\Gamma, \Delta}$, i.e., they have the same satisfying assignments. Any satisfying assignment of $C_{\Gamma, \Delta}$ selects exactly one branch at each deterministic decision node, and thus determines a complete type assignment. Since the construction branches only on valid types and prunes every branch whose context cannot be extended to a full model of Γ over Δ , this assignment can be extended to a model of Γ . As all unary and binary types are fixed at a leaf, the induced grounding assignment itself satisfies $\Phi_{\Gamma, \Delta}$. Conversely, any satisfying assignment of $\Phi_{\Gamma, \Delta}$ induces a complete valid type assignment that is extendable at every stage, so the corresponding branch is preserved by Algorithm 1 and hence satisfies $C_{\Gamma, \Delta}$. Therefore, $C_{\Gamma, \Delta}$ encodes $\Phi_{\Gamma, \Delta}$. ◀

We observe that Algorithm 1 processes the propositional variables according to a natural block order. It first processes the unary types of the elements e_1, \dots, e_n , and then the binary types of pairs (e_i, e_j) with $i < j$ in lexicographic order. Let B_i be the block of variables corresponding to the unary atoms and diagonal atoms on e_i , and let B_{ij} be the block of variables corresponding to the binary atoms on (e_i, e_j) . Algorithm 1 induces a variable order that respects the block order $B_1, \dots, B_n, B_{12}, \dots, B_{(n-1)n}$. Further note that the variables in each block are only involved in the branching at one stage (Stage I for B_i and Stage II for B_{ij}) and are not branched on at any other stage. If we view the branching on a block as a single branching step, then the resulting circuit is essentially an OBDD with respect to the block order.

■ **Algorithm 1** Two-Stage Compilation

```

Input : A fixed sentence  $\Gamma$  and a finite domain  $\{e_1, \dots, e_n\}$ 
Output: A d-DNNF circuit
/* OR( $\cdot$ ) and AND( $\cdot$ ) create  $\vee$ -nodes and  $\wedge$ -nodes respectively. */
1 return STAGE-I(1,  $\top$ );
2 Function STAGE-I( $i, \theta$ ) is
3   if  $i = n + 1$  then
4     return STAGE-II((1, 2),  $\theta$ );
5    $\mathcal{S} \leftarrow \emptyset$ ;
6   foreach  $\tau \in \mathcal{U}$  do
7     if EXTENDABLE( $\theta \wedge \tau(e_i)$ ) then
8        $C \leftarrow$  STAGE-I( $i + 1, \theta \wedge \tau(e_i)$ );
9        $\mathcal{S} \leftarrow \mathcal{S} \cup \{\text{AND}(\text{AND}(\tau(e_i)), C)\}$ 
10  return OR( $\mathcal{S}$ )
11 Function STAGE-II( $(i, j), \theta$ ) is
12  if  $i = n$  then
13    return  $\top$ ;
14   $\mathcal{S} \leftarrow \emptyset$ ;
15  foreach  $\pi \in \mathcal{B}(\tau_i, \tau_j)$  do
16    if EXTENDABLE( $\theta \wedge \pi(e_i, e_j)$ ) then
17       $C \leftarrow$  STAGE-II(next( $i, j$ ),  $\theta \wedge \pi(e_i, e_j)$ );
18       $\mathcal{S} \leftarrow \mathcal{S} \cup \{\text{AND}(\text{AND}(\pi(e_i, e_j)), C)\}$ 
19  return OR( $\mathcal{S}$ )

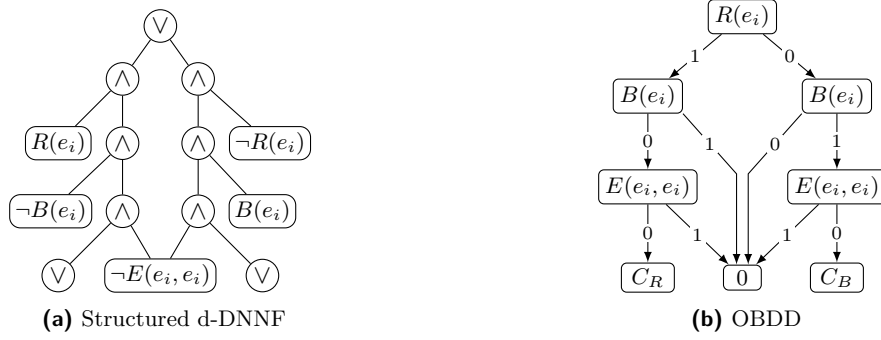
```

► **Proposition 10.** *The circuit output by Algorithm 1 can be transformed into an OBDD respecting the variable order induced by the above block order, with only a constant-factor size overhead.*

Proof. For convenience, we denote the block order induced by Algorithm 1 as b_1, \dots, b_N , and fix an arbitrary order of the variables inside each block. We call a recursive call (either STAGE-I or STAGE-II) being at level t if it processes block b_t , and the terminal calls are at level $N + 1$. By a backward induction on t , one can easily show that any subcircuit returned by a call at level t mentions only variables in b_t, \dots, b_N .

Consider a call at level t . The returned subcircuit must be in the form $\bigvee_{\alpha \in A_t} (\chi_\alpha \wedge C_\alpha)$, where A_t is the set of retained valid types for the current block b_t , χ_α is the conjunction of literals specifying the type α , and each C_α is the subcircuit returned by the recursive call for the next block b_{t+1} under the context extended by χ_α . Any such subcircuit $\bigvee_{\alpha \in A_t} (\chi_\alpha \wedge C_\alpha)$ can be transformed into an OBDD fragment that tests the variables of b_t in the fixed within-block order: assignments corresponding to α are routed to the OBDD for C_α , and all other assignments are routed to 0. Applying this transformation to the subcircuit returned by each call at level t for $t = N, \dots, 1$ results in an OBDD respecting the variable order induced by the block order.

Finally, we analyze the size overhead of this transformation. Since the sentence Γ is fixed, the variable number in each block is bounded by a constant. Therefore each subcircuit



■ **Figure 2** The structured d-DNNF and OBDD of the example in Figure 1.

$\bigvee_{\alpha \in A_t} (\chi_\alpha \wedge C_\alpha)$ can be transformed into an OBDD fragment of size at most a constant factor of the original subcircuit, and thus the overall size overhead is only a constant factor. ◀

Since an OBDD respecting a variable order can be represented as a structured d-DNNF respecting the corresponding linear vtree, Proposition 10 further implies that the output circuit admits a structured d-DNNF with constant-factor overhead for fixed sentence Γ . Figure 2 illustrates the structured d-DNNF and OBDD of the example in Figure 1.

5.3 Extendability Checks

At each branching step one must test whether the current context θ , which records the type assignments made so far, can be extended to a full model of Γ over Δ of size n . We formalize this as follows.

► **Definition 11** (Extendability). *Let Γ be an \mathbf{FO}^2 sentence and let θ be a context during the compilation over a domain Δ . We say that θ is extendable w.r.t. (Γ, Δ) if there exists a model \mathcal{A} over Δ such that $\mathcal{A} \models \Gamma \wedge \theta$.*

Intuitively, one can do the extendability check by reducing it to a satisfiability test of the propositional grounding of (Γ, Δ) with the additional constraint θ . However, by this method, we will lose the symmetry present at the first-order level, and more importantly, such tests are generally intractable from the NP-completeness of SAT problems. Instead, we develop a more efficient extendability test by exploiting the symmetry of \mathbf{FO}^2 models following the approach of [22]. We first need the notion of *configuration* [4].

► **Definition 12** (Configuration). *Fix an \mathbf{FO}^2 sentence Γ , and let \mathcal{U} be the set of valid unary types with an arbitrary fixed ordering. Let $q = |\mathcal{U}|$. A configuration is a vector $\mathbf{n} = (n_1, \dots, n_q) \in \mathbb{N}^q$, where n_i counts the number of elements realizing the i -th unary type.*

A configuration \mathbf{n} is *satisfiable* if there exists a model of Γ , where the number of elements realizing the i -th unary type is exactly n_i for all i . It turns out that the satisfiability of configurations has a monotonicity property, which allows us to compare configurations using a partial order and characterize satisfiable configurations via finitely many bounded ones.

► **Definition 13.** *Fix an \mathbf{FO}^2 sentence Γ . For its configurations $\mathbf{n}, \mathbf{n}' \in \mathbb{N}^q$, we write $\mathbf{n} \preceq \mathbf{n}'$ iff for all $i \in [q]$, $n_i = 0 \Rightarrow n'_i = 0$, and $n_i > 0 \Rightarrow n_i \leq n'_i$.*

► **Theorem 14** ([22, Theorem 3]). *Fix an \mathbf{FO}^2 sentence Γ with m existential conjuncts in Scott normal form. A configuration \mathbf{n} is satisfiable iff there exists a satisfiable configuration $\mathbf{n}' \in \{0, 1, \dots, \delta\}^q$ such that $\mathbf{n}' \preceq \mathbf{n}$, where $\delta = \max\{m(m+1), 2m+1\}$.*

We note that δ and q depend only on the input sentence Γ . Thus, to check whether a configuration \mathbf{n} of size n is satisfiable, it suffices to compare it with finitely many template configurations \mathbf{n}' with bounded entries, which can be precomputed once for the fixed input sentence. Next we show how to use this to perform extendability checks in our two-stage compilation efficiently.

5.3.1 Checks in Stage I

We maintain a *partial configuration* $\hat{\mathbf{n}} \in \mathbb{N}^q$ according to the context θ , where \hat{n}_i counts how many processed elements are assigned the i -th unary type in θ . Then we have the following lemma, whose proof is relatively straightforward and thus provided in the appendix.

► **Lemma 15.** *Let θ be a context during Stage I, and let $\hat{\mathbf{n}}$ be the partial configuration induced by θ . Then θ is extendable w.r.t. (Γ, Δ) iff there exists a satisfiable configuration \mathbf{n} of Γ such that $|\mathbf{n}| = |\Delta|$, and for all $i \in [q]$, $n_i \geq \hat{n}_i$.*

By the above lemma, the extendability test reduces to a test on the partial configuration $\hat{\mathbf{n}}$, which can be solved by Theorem 14.

► **Proposition 16.** *Let θ be a context during Stage I, and let $\hat{\mathbf{n}} = (\hat{n}_1, \dots, \hat{n}_q)$ be the induced partial configuration. Then θ is extendable w.r.t. (Γ, Δ) iff there exists a satisfiable configuration $\mathbf{n}' \in \{0, 1, \dots, \delta\}^q$ such that for all $i \in [q]$, if $n'_i = 0$ then $\hat{n}_i = 0$, and $|\Delta| - |\hat{\mathbf{n}}| \geq \sum_{i \in [q]} \max\{n'_i - \hat{n}_i, 0\}$.*

Proof. (\Rightarrow) Suppose θ is extendable w.r.t. (Γ, Δ) . By Lemma 15, there exists a satisfiable configuration \mathbf{n} such that $|\mathbf{n}| = |\Delta|$ and for all i , $n_i \geq \hat{n}_i$. By Theorem 14, there exists a satisfiable configuration $\mathbf{n}' \in \{0, 1, \dots, \delta\}^q$ such that $\mathbf{n}' \preceq \mathbf{n}$. Then for all i , if $n'_i = 0$ then $n_i = 0$ and thus $\hat{n}_i = 0$, and if $n'_i > 0$ then $n_i \geq n'_i$ and thus $n_i \geq \max\{\hat{n}_i, n'_i\}$. Therefore, $|\Delta| - |\hat{\mathbf{n}}| = \sum_i (n_i - \hat{n}_i) \geq \sum_i \max\{n'_i - \hat{n}_i, 0\}$.

(\Leftarrow) Suppose there exists a satisfiable configuration $\mathbf{n}' \in \{0, 1, \dots, \delta\}^q$ that meets the stated conditions. Let \mathbf{n}^* be the configuration defined by $n_i^* = \max\{\hat{n}_i, n'_i\}$ for all i . Then for all i , if $n'_i = 0$ then $\hat{n}_i = 0$ and thus $n_i^* = 0$, and if $n'_i > 0$ then $n_i^* \geq n'_i$. Therefore, $\mathbf{n}' \preceq \mathbf{n}^*$, and by Theorem 14, \mathbf{n}^* is satisfiable. Moreover, $|\mathbf{n}^*| = \sum_i n_i^* = \sum_i \max\{\hat{n}_i, n'_i\} = |\hat{\mathbf{n}}| + \sum_i \max\{n'_i - \hat{n}_i, 0\} \leq |\Delta|$. We can extend \mathbf{n}^* to a configuration \mathbf{n} of size $|\Delta|$ by increasing some entries, which remains satisfiable by monotonicity. Finally, by Lemma 15, θ is extendable w.r.t. (Γ, Δ) . ◀

5.3.2 Checks in Stage II

We now consider extendability checks during Stage II. Recall that, at this point, the unary types of all elements have already been fixed in Stage I, and Stage II only branches on binary types. More precisely, when processing a pair (e_i, e_j) in lexicographic order, the current context θ contains the unary type assignments for all elements in Δ , the binary types for all pairs involving elements in $\{e_1, \dots, e_{i-1}\}$, and the binary types for pairs (e_i, e_ℓ) with $\ell < j$. Hence, unlike Stage I, extendability is no longer determined solely by the numbers of elements of each unary type: we must also keep track of which binary types have already been fixed and which existential requirements are still waiting for witnesses.

To encode this information, we follow [22] and reduce the extendability of a context in Stage II to the satisfiability of a configuration for a fixed auxiliary \mathbf{FO}^2 sentence Γ_{aux} . Concretely, for a context θ in the call $\text{STAGE-II}((i, j), \theta)$, we consider the remaining domain $\Delta' = \{e_i, \dots, e_n\}$ and enrich it with fresh auxiliary predicates T, Q, D, Z_1, \dots, Z_m , where

T, Q, D encode which pairs have already been processed and Z_k records which elements are not yet β_k -satisfied. This yields an induced complete configuration for the sentence Γ_{aux} . The details of the fresh predicates, the auxiliary sentence, and the induced configuration are given in the appendix. We rephrase the result of [22] in our terminology as follows.

► **Proposition 17** (Rephrased from [22, Proposition 4]). *Let θ be a context during Stage II when processing the pair (e_i, e_j) . Then there exists an auxiliary \mathbf{FO}^2 sentence Γ_{aux} independent of Δ , such that the extendability check of θ w.r.t. (Γ, Δ) can be reduced to a configuration satisfiability test of Γ_{aux} over the domain $\{e_i, \dots, e_n\}$.*

Since Γ_{aux} is independent of n , we can utilize the similar approach as in Stage I to perform the configuration satisfiability test for Γ_{aux} . For fixed sentence, this test involves only a constant number of arithmetic operations on counters bounded by n . Thus, the extendability check for θ can be done in $O(\log n)$ time.

6 Compilation Optimizations

In this section, we present optimizations for the compilation. The main idea is to identify and merge equivalent branches returned from recursive calls to STAGE-I and STAGE-II (recall that equivalent circuits have the same set of satisfying assignments). For instance, let $\text{OR}(\mathcal{S})$ be the \vee -node returned from a call to STAGE-I(i, θ). If \mathcal{S} contains two \wedge -nodes $\tau(e_i) \wedge C$ and $\tau'(e_i) \wedge C'$, such that C and C' obtained at Line 8 in Algorithm 1 are equivalent, then we can merge the two branches from $(\tau(e_i) \wedge C) \vee (\tau'(e_i) \wedge C')$ to $(\tau(e_i) \vee \tau'(e_i)) \wedge C$, and thus avoid the redundant recursive call and extendability check for C' .

Let us make the process formal. We call two circuits C and C' returned from STAGE-I(i, θ) (or STAGE-II($(i, j), \theta$)) *at the same level* if they are returned for the same i (or the same (i, j)) but possibly different contexts θ and θ' . It is clear that two circuits at the same level have the same variable set. Then we have the following proposition.

► **Proposition 18.** *Let C and C' be two equivalent circuits at the same level. Redirecting all edges to C' to C and removing C' does not affect the correctness, determinism or decomposability of the resulting circuit.*

Proof. The decomposability is preserved since C and C' have the same variable set. By the equivalence of C and C' , they have the same set of satisfying assignments. Thus determinism is also preserved. The correctness follows from the same reason: any satisfying assignment of the original circuit also satisfies the modified circuit, and vice versa, since C and C' have the same set of satisfying assignments. ◀

► **Remark 19.** Proposition 18 can also apply to the compilation of structured d-DNNFs and OBDDs as in Proposition 10, since the sharing is between circuits at the same level, which have the same variable set and thus are in the same vtree node for structured d-DNNFs and at the same variable for OBDDs.

The pruning technique for equivalent circuits described above is not specific to our two-stage compilation, but can be applied to any d-DNNF compilation algorithm that constructs circuits by branching on different contexts. The advantage of our two-stage compilation is that it provides clear criteria for identifying equivalent circuits from their contexts, without the need to check the equivalence of circuits explicitly, which can be costly. In practice, we maintain a hash table indexed by an abstraction of the current context for each level. Whenever a new recursive call is generated, we compute the context abstraction and check

whether an equivalent subcircuit has already been compiled at that level. If so, we reuse the existing subcircuit rather than constructing a new one. This avoids redundant calls and extendability checks, and thus improves the efficiency of the compilation. In the rest of this section, we show how to identify equivalent circuits at the same level from their contexts.

For ease of presentation, given a circuit C and its corresponding context θ , we may view $f \wedge \theta$ as a structure over Δ for any assignment f of the propositional variables in C , and thus write $f \wedge \theta \models \Gamma$ to mean that the structure induced by $f \wedge \theta$ satisfies Γ .

6.1 Equivalent Circuits from Stage I

We first consider the equivalence of circuits returned by $\text{STAGE-I}(i+1, \theta \wedge \tau(e_i))$ at Line 8 for different unary type choices τ but the same context θ .

► **Proposition 20.** *Let C and C' be the circuits returned by $\text{STAGE-I}(i+1, \theta \wedge \tau(e_i))$ and $\text{STAGE-I}(i+1, \theta \wedge \tau'(e_i))$, respectively, where τ and τ' are two valid unary types for e_i . If the following conditions hold:*

- *for every $k \in [m]$, $\beta_k(x, x) \in \tau$ iff $\beta_k(x, x) \in \tau'$; and*
- *for every unary type $\tau'' \in \mathcal{U}$, $\mathcal{B}(\tau, \tau'')$ is identical to $\mathcal{B}(\tau', \tau'')$,*

then C and C' are equivalent.

Intuitively, the first condition guarantees that assigning τ or τ' to e_i makes the same progress toward satisfying the existential constraints, while the second condition guarantees that they induce the same binary type compatibility with elements of any valid unary type. Hence, the two contexts $\theta \wedge \tau(e_i)$ and $\theta \wedge \tau'(e_i)$ determine the same compilation subproblem.

Proof of Proposition 20. By the compilation procedure, an assignment f satisfies C iff $f \wedge \theta \wedge \tau(e_i) \models \Gamma$, and similarly for C' and $\theta \wedge \tau'(e_i)$. Therefore, to show the equivalence of C and C' , it suffices to show that for every assignment f over the propositional variables in C (and C'), $f \wedge \theta \wedge \tau(e_i) \models \Gamma$ iff $f \wedge \theta \wedge \tau'(e_i) \models \Gamma$. We only prove one direction, and the other direction follows by a symmetric argument. Let f be an assignment of C such that $f \wedge \theta \wedge \tau(e_i) \models \Gamma$. We show that $f \wedge \theta \wedge \tau'(e_i) \models \Gamma$.

Consider the universal constraint $\forall x \forall y : \phi(x, y)$ in Γ . Denote $\phi(x, y) \wedge \phi(y, x)$ by $\psi(x, y)$ for ease of presentation. The difference between τ and τ' only affects the satisfaction of $\psi(e_i, e_i)$ and $\psi(e_i, e_\ell)$ for $\ell \neq i$, while for any other pair of elements, the satisfaction of ψ is determined by θ and f , and thus is the same for both τ and τ' . Since τ' is valid, we have that $\tau'(e_i) \models \psi(e_i, e_i)$. For any e_ℓ with $\ell \neq i$, let τ'' be the unary type of e_ℓ in θ , and let π be the binary type for (e_i, e_ℓ) in f . Then by the second condition that $\pi \in \mathcal{B}(\tau, \tau'')$ iff $\pi \in \mathcal{B}(\tau', \tau'')$, we have $\tau'(e_i) \wedge \tau''(e_\ell) \wedge \pi(e_i, e_\ell) \models \psi(e_i, e_\ell)$. Therefore, $f \wedge \theta \wedge \tau'(e_i) \models \forall x \forall y : \phi(x, y)$.

The satisfaction of the existential constraints $\forall x \exists y : \beta_k(x, y)$ for $k \in [m]$ can be analyzed similarly. We only need to show that $f \wedge \theta \wedge \tau'(e_i) \models \bigwedge_{k \in [m]} \exists y : \beta_k(e_i, y)$. For any $k \in [m]$, $\tau(e_i)$ and $\tau'(e_i)$ interpret the same $\beta_k(e_i, e_i)$ by the first condition, and therefore, if $\exists y : \beta_k(e_i, y)$ is satisfied in $\tau(e_i)$ by $\beta_k(e_i, e_i)$, then it is also satisfied in $\tau'(e_i)$. Otherwise, there must be some e_ℓ with $\ell \neq i$ such that $\beta_k(e_i, e_\ell)$ holds in $f \wedge \theta$, and thus also holds in $f \wedge \theta \wedge \tau'(e_i)$. Therefore, $f \wedge \theta \wedge \tau'(e_i) \models \bigwedge_{k \in [m]} \exists y : \beta_k(e_i, y)$. ◀

6.2 Equivalent Circuits from Stage II

Next, we consider the circuits returned by $\text{STAGE-II}((i, j), \theta)$ for different contexts θ and θ' but the same (i, j) . Although these two contexts correspond to the same stage of the compilation, they may differ in the unary types assigned to elements and in the binary types

assigned to processed pairs. Such differences affect the subproblem primarily through (i) the progress already made toward satisfying the existential constraints, and (ii) the binary type compatibility induced for the pairs that remain to be processed.

To capture this progress, we maintain a *satisfaction state* S_θ for each context θ . Formally, the satisfaction state S_θ of θ is an $n \times m$ Boolean matrix, where for each $\ell \in [n]$ and $k \in [m]$,

$$S_\theta(\ell, k) = \text{True} \quad \Leftrightarrow \quad \exists e_t \in \Delta \text{ s.t. } \theta \models \beta_k(e_\ell, e_t).$$

Moreover, by the time Stage II starts, all unary type choices have already been fixed within each context, although not necessarily identically across different contexts. Hence, to characterize the residual compilation subproblem at $\text{STAGE-II}((i, j), \theta)$, it suffices to record the current satisfaction state together with the binary type compatibility for the pairs whose binary types have not yet been assigned. This yields the following proposition.

► **Proposition 21.** *Fix a pair (i, j) . Let C and C' be the circuits returned by $\text{STAGE-II}((i, j), \theta)$ and $\text{STAGE-II}((i, j), \theta')$, respectively. If the following conditions hold:*

- $S_\theta = S_{\theta'}$; and
- *for any unprocessed pair of elements (e_ℓ, e_t) , $\mathcal{B}(\tau_\ell, \tau_t)$ is identical to $\mathcal{B}(\tau'_\ell, \tau'_t)$, where τ_ℓ and τ_t (resp. τ'_ℓ and τ'_t) are the unary types of e_ℓ and e_t in θ (resp. θ'), then C and C' are equivalent.*

The proof is similar to that of Proposition 20, and therefore provided in the appendix. Note that for a sentence without existential constraints, the first condition in Proposition 21 is vacuous. Hence, the equivalence of subcircuits returned by Stage II depends only on the valid binary type sets for the unprocessed pairs.

► **Example 22.** Consider the sentence Γ_{RB} in Example 6, which has no existential constraints, over the vertex domain $\{e_1, e_2, e_3\}$. Let $\theta = \tau_R(e_1) \wedge \tau_B(e_2) \wedge \tau_B(e_3)$ and $\theta' = \tau_B(e_1) \wedge \tau_R(e_2) \wedge \tau_R(e_3)$ be two contexts obtained after Stage I, where τ_R and τ_B are the unary types for red and blue, respectively. Suppose Stage II is about to process the first pair (e_1, e_2) . Since Γ_{RB} has no existential constraints, we have $S_\theta = S_{\theta'} = \emptyset$. Moreover, by Example 6, for each unprocessed pair, the valid binary type set under θ is identical to that under θ' . By Proposition 21, the circuits returned by $\text{STAGE-II}((1, 2), \theta)$ and $\text{STAGE-II}((1, 2), \theta')$ are equivalent. Hence, once one of these subcircuits has been computed, it can be reused for the other without making the second recursive call.

If existential constraints are present, then the satisfaction state must also be taken into account when checking the equivalence of subcircuits returned by Stage II.

► **Example 23.** Consider the sentence Γ_E in Example 8 over the vertex domain $\{e_1, e_2, e_3, e_4\}$. Since Γ_E has a unique valid unary type, the second condition in Proposition 21 is automatically satisfied. Suppose Stage II is about to process the pair (e_2, e_4) , and let

$$\theta = \pi_E(e_1, e_2) \wedge \pi_{\neg E}(e_1, e_3) \wedge \pi_{\neg E}(e_1, e_4) \wedge \pi_E(e_2, e_3)$$

and

$$\theta' = \pi_E(e_1, e_2) \wedge \pi_E(e_1, e_3) \wedge \pi_{\neg E}(e_1, e_4) \wedge \pi_{\neg E}(e_2, e_3),$$

where we omit the common unary type assignments. The two different contexts induce the same satisfaction state: in both θ and θ' , the elements e_1 , e_2 , and e_3 already satisfy the existential requirement $\exists y E(x, y)$, while e_4 still has no witness. Therefore, by Proposition 21, the circuits returned by $\text{STAGE-II}((2, 4), \theta)$ and $\text{STAGE-II}((2, 4), \theta')$ are equivalent.

Note that the above optimizations incur at most quadratic overhead in the domain size. Hence, the optimized compilation satisfies the following time complexity guarantee.

► **Theorem 24.** *For a fixed \mathbf{FO}^2 sentence Γ and a finite domain Δ , Algorithm 1 equipped with the optimizations runs in time $O((|C| + 1)|\Delta|^2)$, where $|C|$ is the size of the output circuit produced by the optimized algorithm.*

Proof sketch. We first analyze the time spent on STAGE-I and STAGE-II without considering the time spent on recursive calls. Note that the sentence is fixed. Every STAGE-I (or STAGE-II) traverses a constant number of unary (or binary) types, and hence performs a constant number of EXTENDABLE tests and hash table lookups for optimizations. From Proposition 16 and Proposition 17, we know that any EXTENDABLE test takes $O(\log |\Delta|)$ time. Furthermore, the Stage I memoization data have constant size due to the constant number of unary types, and the Stage II abstraction has size $O(|\Delta|^2)$ (an $O(|\Delta|)$ satisfaction state and $O(|\Delta|^2)$ compatibility data on unprocessed pairs). Therefore, the time spent on any call to STAGE-I and STAGE-II without considering recursive calls is $O(|\Delta|^2)$.

It remains to bound the number of recursive calls. Every non-root recursive call is generated only from a branch, where the EXTENDABLE test succeeds. Each such successful branch contributes a distinct edge to the output circuit, even if the output circuit is reused by multiple branches. Hence the total number of recursive calls is $O(|C| + 1)$. Therefore the total running time is $O((|C| + 1)|\Delta|^2)$. The full proof can be found in the appendix. ◀

7 Evaluation

We implemented our two-stage compilation algorithm and evaluated it against several propositional d-DNNF compilers. All experiments were conducted on a machine with an Intel Xeon 8383C CPU and 128 GB of RAM.

We considered several representative benchmark sentences that have been widely used in the literature, including Γ_{RB} from Example 6 (2-colored graphs), Γ_E from Example 8 (graphs without isolated vertices), $\Gamma_{RBE} = \Gamma_{RB} \wedge \Gamma_E$, Γ_P from the proof of Theorem 2 (permutation-like structures), and Γ_D which defines dominating sets:

$$\Gamma_D = (\forall x : \neg E(x, x)) \wedge (\forall x \forall y : E(x, y) \rightarrow E(y, x)) \wedge (\forall x \exists y : \neg D(x) \rightarrow E(x, y) \wedge D(y)).$$

We also evaluated a parametric benchmark family **ui-bj**:

$$\begin{aligned} \mathbf{ui-bj} = & \forall x : \text{ExactlyOne}[C_1(x), C_2(x), \dots, C_i(x)] \wedge \\ & \bigwedge_{k \in [j]} \forall x \forall y : (E_k(x, y) \rightarrow E_k(y, x)) \wedge \bigwedge_{\substack{k' \in [j]: \\ k' \neq k}} \forall x \forall y : (E_k(x, y) \rightarrow \neg E_{k'}(x, y)) \wedge \\ & \forall x \forall y : \left(\bigvee_{k \in [j]} E_k(x, y) \right) \rightarrow \bigwedge_{\ell \in [i]} (\neg C_\ell(x) \vee \neg C_\ell(y)) \wedge \bigwedge_{k \in [j]} \forall x \exists y : E_k(x, y). \end{aligned}$$

Here, ExactlyOne abbreviates the constraint that exactly one of $C_1(x), \dots, C_i(x)$ holds. We evaluated the settings $(i, j) \in \{(4, 2), (2, 2), (6, 2), (4, 1), (4, 3)\}$. In this family, each binary predicate E_k is symmetric, and different predicates are mutually exclusive. To further study the effect of structural properties, we also considered several variants of **u4-b2** with different interaction patterns between the binary predicates; full details are given in the appendix.

We validated the correctness of our implementation by cross-checking model enumeration and model counts against propositional baselines. For performance evaluation, we compared

■ **Table 1** Circuit-size / compilation-time ratios relative to our method. For each sentence, we report the largest domain size for which all compared methods successfully produced a d-DNNF circuit within the time limit. The best results are shown in bold and the second-best results are underlined. For Bella, we tested three hypergraph partitioning methods (PaToH, KaHyPar, and Cara); we report the size and runtime of the setting that produced the smallest circuit.

(Γ, Δ)	ours	bella	d4	c2d
$(\Gamma_{RB}, 20)$	1.00/1.00	1.55/ <u>1.30</u>	1.50/1.45	<u>1.23</u> /1.56
$(\Gamma_E, 15)$	1.00/1.00	10.08/27.97	<u>7.80</u> / <u>12.71</u>	86.91/312.88
$(\Gamma_{RBE}, 12)$	1.00/1.00	<u>1.12</u> / <u>2.87</u>	4.74/16.01	3.07/13.44
$(\Gamma_P, 10)$	<u>1.00</u> / 1.00	1.39/3.29	0.49 / <u>1.10</u>	12.65/47.84
$(\Gamma_D, 10)$	1.00/1.00	1.86/24.48	<u>1.34</u> / <u>9.19</u>	29.29/1431.64
(u2-b2, 10)	1.00/1.00	5.44/8.59	7.17/8.66	<u>2.57</u> / <u>5.09</u>
(u4-b1, 8)	1.00/1.00	17.47/169.14	13.96/ <u>45.83</u>	<u>7.39</u> /125.95
(u4-b2, 6)	1.00/1.00	14.39/26.31	16.33/ <u>10.58</u>	<u>4.35</u> /14.51
(u4-b3, 6)	1.00/1.00	30.62/37.11	70.43/37.54	<u>4.10</u> / <u>9.34</u>
(u6-b2, 6)	1.00/1.00	<u>142.66</u> / <u>136.23</u>	474.05/171.70	336.07/434.61
(u4-b2-ad, 6)	1.00/1.00	26.34/38.70	51.23/56.43	<u>4.79</u> / <u>12.86</u>
(u4-b2-so, 9)	1.00/1.00	3.69/9.65	2.67/ <u>4.73</u>	<u>2.22</u> /13.94
(u4-b2-cc, 6)	1.00/1.00	9.19/16.99	12.78/ <u>9.63</u>	<u>4.84</u> /16.68
(u4-b2-fd, 5)	1.00/1.00	35.81/99.07	37.29/47.15	<u>4.14</u> / <u>8.83</u>
(u4-b2-ao, 8)	1.00/1.00	5.38/54.77	7.22/7.93	<u>1.40</u> / <u>4.68</u>
(u4-b2-fo, 10)	1.00/1.00	<u>0.04</u> /1.13	0.07/ 0.45	0.02 / <u>0.71</u>

against three propositional d-DNNF compilers: Bella [16], d4 [19], and c2d [11]. Given a sentence Γ and a domain Δ , we first constructed the propositional grounding of (Γ, Δ) , and then invoked each baseline compiler using its recommended or default settings. We increased the domain size starting from $n = 4$ until compilation exceeded the timeout of 1800 seconds, or up to $n = 20$. For randomized methods, we report averages over 10 successful runs. For deterministic and stable methods, we report averages over 3 runs. All experiments were executed single-threadedly. The details of this pipeline are given in the appendix.

Table 1 reports the circuit-size and compilation-time ratios relative to our method. Each row corresponds to the largest domain size for which all compared methods successfully finished within the time limit. Overall, our method produces the smallest circuits in most of these representative comparisons, and it is also the fastest in many cases. The main exceptions are Γ_P and **u4-b2-fo**, where our method is less effective. In both cases, the binary atoms are essentially unconstrained and can be handled more independently. Our current implementation does not exploit this independence: it still constructs binary types for $E(x, y)$ and $E(y, x)$ even when they could be processed separately. In addition, we also evaluated the OBDD compilation and the full results are given in the appendix.

The empirical gains of our compiler come from three main sources. First, the compiler branches on types rather than on individual ground atoms. A type decision fixes a whole block of literals associated with an element or a pair, and therefore yields a significant reduction in the search space and more compact circuit than branching on atoms. Second, efficient extendability checks prune unsatisfying branches and hence avoid unnecessary recursive calls and circuit construction. This is particularly useful for sentences with existential requirements. Third, the subcircuit merging optimization allows the compiler to reuse previously computed subcircuits for different contexts that induce the same compilation subproblem.

8 Conclusion and Discussion

We studied the compilation of \mathbf{FO}^2 sentences over finite domains into standard DNNF-based target languages. On the negative side, we showed that there exists a fixed \mathbf{FO}^2 sentence whose grounding over a domain of size n requires DNNF size $2^{\Omega(n)}$. On the positive side, we presented a specialized compilation method by exploiting some characterization of \mathbf{FO}^2 . Our experiments show that this approach is effective on several representative sentences, improving over baseline propositional compilation pipelines in both circuit size and compilation time. Finally, we discuss some open questions and future directions.

It is well-known that the order of variable branching can significantly affect the performance of propositional compilers, such as `c2d` and `cudd`. In our proposed method, we use a restricted processing order. It first branches unary types and then binary types. We remark that this restriction is not merely an implementation choice but is crucial for the efficiency of the method, more specifically for the efficiency of extendability checks. Interleaving unary and binary type decisions would break the symmetry and make the extendability checks even fall back to the $\#P$ -hardness of \mathbf{FO}^2 satisfiability with arbitrary binary evidence [29]. We however note that recent work on \mathbf{FO}^2 model counting with binary evidence that is of bounded treewidth [18] may provide a promising direction for extending the method to handle more flexible processing orders, that we leave for future work.

Another natural question is whether our method can be extended to \mathbf{FO}^3 ? Such an extension is nontrivial. The feature of two variables is used in an essential way throughout our method. First, models of \mathbf{FO}^2 can be organized by unary types and binary types, which makes the two-stage decomposition possible. For \mathbf{FO}^3 , constraints relate more elements simultaneously, so pairwise type compatibility is no longer sufficient. Second, our extendability checks rely crucially on the bounded configuration characterization of Theorem 14. This is closely related to the classical boundary between the well-behaved two-variable fragment and richer fragments with three or more variables. Therefore, instead of targeting unrestricted \mathbf{FO}^3 directly, a promising direction is to study extensions of \mathbf{FO}^2 such as counting extensions like \mathbf{C}^2 or \mathbf{FO}^2 with additional restricted axioms, e.g., tree or linear order axioms.

The last potential direction is to combine the type-level approach of our method with finer-grained propositional compilation techniques, which is suggested by our experiments on `Γ_P` and `u4-b2-fo`. The current compiler operates primarily at the level of types, and may therefore miss finer-grained propositional independence in some instances.

References

- 1 Kareem Ahmed, Kai-Wei Chang, and Guy Van den Broeck. A pseudo-semantic loss for deep generative models with logical constraints. In *Advances in Neural Information Processing Systems 36 (NeurIPS)*, 12 2023. URL: <http://starai.cs.ucla.edu/papers/AhmedNeurIPS23.pdf>.
- 2 Kareem Ahmed, Kai-Wei Chang, and Guy Van den Broeck. Semantic strengthening of neuro-symbolic learning. In *Proceedings of the 26th International Conference on Artificial Intelligence and Statistics (AISTATS)*, 4 2023. URL: <http://starai.cs.ucla.edu/papers/AhmedAISTATS23.pdf>.
- 3 Kareem Ahmed, Stefano Teso, Kai-Wei Chang, Guy Van den Broeck, and Antonio Vergari. Semantic probabilistic layers for neuro-symbolic learning. *Advances in Neural Information Processing Systems*, 35:29944–29959, 2022.
- 4 Paul Beame, Guy Van den Broeck, Eric Gribkoff, and Dan Suciu. Symmetric weighted first-order model counting. In *Proceedings of the 34th ACM SIGMOD-SIGACT-SIGAI Symposium on Principles of Database Systems*, pages 313–328, 2015.

- 5 Simone Bova, Florent Capelli, Stefan Mengel, and Friedrich Slivovsky. A strongly exponential separation of dnnfs from cnf formulas. *arXiv: Computational Complexity*, 2014. URL: <https://api.semanticscholar.org/CorpusID:118090920>.
- 6 Simone Bova, Florent Capelli, Stefan Mengel, and Friedrich Slivovsky. Knowledge compilation meets communication complexity. In *IJCAI*, volume 16, pages 1008–1014, 2016.
- 7 Adnan Darwiche. Compiling knowledge into decomposable negation normal form. In *Proceedings of the 16th International Joint Conference on Artificial Intelligence - Volume 1, IJCAI'99*, page 284–289. Morgan Kaufmann Publishers Inc., 1999.
- 8 Adnan Darwiche. Decomposable negation normal form. *Journal of the ACM (JACM)*, 48(4):608–647, 2001.
- 9 Adnan Darwiche. On the tractable counting of theory models and its application to truth maintenance and belief revision. *Journal of Applied Non-Classical Logics*, 11(1-2):11–34, 2001. arXiv:<https://doi.org/10.3166/jancl.11.11-34>, doi:10.3166/jancl.11.11-34.
- 10 Adnan Darwiche. Sdd: A new canonical representation of propositional knowledge bases. In *IJCAI Proceedings-International Joint Conference on Artificial Intelligence*, volume 22, page 819, 2011.
- 11 Adnan Darwiche et al. New advances in compiling cnf to decomposable negation normal form. In *Proc. of ECAI*, pages 328–332. Citeseer, 2004.
- 12 Adnan Darwiche and Pierre Marquis. A knowledge compilation map. *Journal of Artificial Intelligence Research*, 17:229–264, 2002.
- 13 Alexis de Colnet. A lower bound on dnnf encodings of pseudo-boolean constraints. In *International Conference on Theory and Applications of Satisfiability Testing*, pages 312–321. Springer, 2020.
- 14 Erich Grädel, Phokion G. Kolaitis, and Moshe Y. Vardi. On the decision problem for two-variable first-order logic. *The Bulletin of Symbolic Logic*, 3(1):53–69, 1997. URL: <http://www.jstor.org/stable/421196>.
- 15 Rahul Gupta, Shubham Sharma, Subhajit Roy, and Kuldeep S Meel. Waps: Weighted and projected sampling. In *International Conference on Tools and Algorithms for the Construction and Analysis of Systems*, pages 59–76. Springer, 2019.
- 16 Petr Illner and Petr Kučera. A compiler for weak decomposable negation normal form. In *Proceedings of the AAAI Conference on Artificial Intelligence*, volume 38, pages 10562–10570, 2024.
- 17 Ananth K. Kidambi, Guramrit Singh, Paulius Dilkas, and Kuldeep S. Meel. Towards Practical First-Order Model Counting. In Jeremias Berg and Jakob Nordström, editors, *28th International Conference on Theory and Applications of Satisfiability Testing (SAT 2025)*, volume 341 of *Leibniz International Proceedings in Informatics (LIPIcs)*, pages 18:1–18:18, Dagstuhl, Germany, 2025. Schloss Dagstuhl – Leibniz-Zentrum für Informatik. URL: <https://drops.dagstuhl.de/entities/document/10.4230/LIPIcs.SAT.2025.18>, doi:10.4230/LIPIcs.SAT.2025.18.
- 18 Václav Kůla, Qipeng Kuang, Yuyi Wang, Yuanhong Wang, and Ondřej Kuželka. Tractable weighted first-order model counting with bounded treewidth binary evidence. In *Proceedings of the AAAI Conference on Artificial Intelligence*, volume 40, pages 19198–19207, 2026.
- 19 Jean-Marie Lagniez and Pierre Marquis. An improved decision-dnnf compiler. In *IJCAI*, volume 17, pages 667–673, 2017.
- 20 Yong Lai, Kuldeep S Meel, and Roland HC Yap. Ccdd: A tractable representation for model counting and uniform sampling. *arXiv preprint arXiv:2202.10025*, 2022.
- 21 Leonid Libkin. *Elements of finite model theory*, volume 41. Springer, 2004.
- 22 Qiaolan Meng, Juhua Pu, Hongting Niu, Yuyi Wang, Yuanhong Wang, and Ondřej Kuželka. Model enumeration of two-variable logic with quadratic delay complexity. In *2025 40th Annual ACM/IEEE Symposium on Logic in Computer Science (LICS)*, pages 301–313, 2025. doi:10.1109/LICS65433.2025.00030.

- 23 Michael Mortimer. On languages with two variables. *Mathematical Logic Quarterly*, 21(1):135–140, 1975.
- 24 Knot Pipatsrisawat and Adnan Darwiche. A lower bound on the size of decomposable negation normal form. In *Proceedings of the Twenty-Fourth AAAI Conference on Artificial Intelligence*, AAAI’10, page 345–350. AAAI Press, 2010.
- 25 Knot Pipatsrisawat and Adnan Darwiche. Top-down algorithms for constructing structured dnnf: Theoretical and practical implications. In *Proceedings of the 2010 Conference on ECAI 2010: 19th European Conference on Artificial Intelligence*, page 3–8. IOS Press, 2010.
- 26 D. Scott. A decision method for validity of sentences in two variables. *Journal of Symbolic Logic*, 27:377, 1962.
- 27 Timothy Van Bremen, Vincent Derkinderen, Shubham Sharma, Subhjit Roy, and Kuldeep S Meel. Symmetric component caching for model counting on combinatorial instances. In *Proceedings of the AAAI Conference on Artificial Intelligence*, volume 35, pages 3922–3930, 2021.
- 28 Timothy van Bremen and Ondřej Kuželka. Faster lifting for two-variable logic using cell graphs. In Cassio de Campos and Marloes H. Maathuis, editors, *Proceedings of the Thirty-Seventh Conference on Uncertainty in Artificial Intelligence*, volume 161 of *Proceedings of Machine Learning Research*, pages 1393–1402. PMLR, 27–30 Jul 2021. URL: <https://proceedings.mlr.press/v161/bremen21a.html>.
- 29 Guy Van den Broeck and Jesse Davis. Conditioning in First-Order Knowledge Compilation and Lifted Probabilistic Inference. *Proceedings of the AAAI Conference on Artificial Intelligence*, 26(1):1961–1967, 2012. doi:10.1609/aaai.v26i1.8404.
- 30 Guy Van Den Broeck, Nima Taghipour, Wannes Meert, Jesse Davis, and Luc De Raedt. Lifted Probabilistic Inference by First-Order Knowledge Compilation. In *IJCAI 2011, Proceedings of the 22nd International Joint Conference on Artificial Intelligence, Barcelona, Catalonia, Spain, July 16-22, 2011*, volume 29 of *IJCAI 2011*, pages 2178–2185, 2011. arXiv:1412.0315, doi:10.5591/978-1-57735-516-8/IJCAI11-363.
- 31 Wenxi Wang, Yang Hu, Kenneth L McMillan, and Sarfraz Khurshid. Symmc: approximate model enumeration and counting using symmetry information for alloy specifications. In *Proceedings of the 30th ACM Joint European Software Engineering Conference and Symposium on the Foundations of Software Engineering*, pages 1209–1220, 2022.
- 32 Yuanhong Wang, Juhua Pu, Yuyi Wang, and Ondřej Kuželka. Lifted algorithms for symmetric weighted first-order model sampling. *Artificial Intelligence*, 331:104114, 2024.

A Proof of Lemma 15

Proof. If θ is extendable w.r.t. (Γ, Δ) , then it has an extension θ' over Δ that is consistent with some model of Γ . Let \mathbf{n} be the configuration induced by θ' . We have that $|\mathbf{n}| = |\Delta|$ and $n_i \geq \hat{n}_i$ for all i , since θ' extends the unary-type choices already made in θ . Conversely, given a satisfiable configuration \mathbf{n} with $|\mathbf{n}| = |\Delta|$ and $n_i \geq \hat{n}_i$, we can extend θ to a unary-type assignment θ' on Δ whose induced configuration is exactly \mathbf{n} by assigning the remaining elements to match the required counts. Satisfiability of \mathbf{n} then provides a model of Γ , which can be renamed to domain Δ to obtain a model consistent with θ' , and hence θ is extendable. ◀

B The Details of Extendability Checks in Stage II

In this section, we make explicit the auxiliary sentence used in Proposition 17 and the corresponding extendability checks in Stage II.

Recall that the input sentence is in Scott normal form:

$$\Gamma = \forall x \forall y : \phi(x, y) \wedge \bigwedge_{k \in [m]} \forall x \exists y : \psi_k(x, y),$$

Consider a context θ arising in Stage II after a binary type has been fixed for the current pair (e_i, e_j) , i.e., θ contains:

- the unary type assignments for all elements e_1, \dots, e_n ;
- the binary types for all pairs involving some element in $\{e_1, \dots, e_{i-1}\}$; and
- the binary types for the pairs (e_i, e_ℓ) with $i < \ell \leq j$.

Let $\Delta' = \{e_i, \dots, e_n\}$. Since all unary types are already fixed in Stage I and every processed binary type is chosen from the valid set $\mathcal{B}(\tau, \tau')$, the universal conjunct $\forall x \forall y : \phi(x, y)$ has already been respected on the processed part. Thus, for future extendability, the remaining information we need to record is:

1. which pairs in Δ' have already been fixed by the current context; and
2. which elements are still waiting for witnesses for the existential conjuncts.

To encode this information, we introduce fresh predicates $T/1$, $Q/1$, $D/2$, and $Z_k/1$ for each $k \in [m]$. Their intended interpretations over Δ' are as follows.

- T marks the first element of Δ' , namely e_i :

$$T(e_i) \text{ is true, and } T(e_\ell) \text{ is false for all } \ell > i.$$

- Q marks those elements e_ℓ such that the binary type of (e_i, e_ℓ) has been fixed in θ :

$$Q(e_\ell) \text{ is true for } \ell \in \{i, \dots, j\}, \text{ and } Q(e_\ell) \text{ is false for } \ell > j.$$

- D marks ordered pairs whose binary types have already been fixed by θ inside Δ' :

$$D(e_i, e_\ell) \text{ and } D(e_\ell, e_i) \text{ are true for every } \ell \in \{i, \dots, j\},$$

and $D(a, b)$ is false for all other ordered pairs $(a, b) \in \Delta' \times \Delta'$.

- For each $k \in [m]$, the predicate Z_k marks the elements that are not yet β_k -satisfied in θ :

$$Z_k(e) \text{ is true iff } \theta \not\models \exists y : \beta_k(e, y).$$

Intuitively, T, Q, D describe which pairs are already unavailable for future choices, while Z_k records the remaining witness obligations.

We now define an auxiliary \mathbf{FO}^2 sentence Γ_{aux} over the expanded vocabulary:

$$\Gamma_{\text{aux}} = \forall x \forall y : \phi(x, y) \wedge \tag{1}$$

$$\forall x \forall y : T(x) \wedge Q(y) \rightarrow D(x, y) \wedge D(y, x) \wedge \tag{2}$$

$$\forall x \forall y : D(x, y) \rightarrow ((T(x) \wedge Q(y)) \vee (T(y) \wedge Q(x))) \wedge \tag{3}$$

$$\bigwedge_{k \in [m]} \forall x : Z_k(x) \rightarrow \exists y : \beta_k(x, y) \wedge \neg D(x, y). \tag{4}$$

The meaning of these conjuncts is as follows.

- (1) is simply the universal part inherited from Γ .
- (2) says that every pair consisting of the distinguished element marked by T and an element already marked by Q is recorded by D .

- (3) gives the converse direction: if $D(x, y)$ holds, then one of x, y must be the distinguished element and the other must already lie in the processed prefix of the current row. Hence, (2) and (3) together ensure that D marks exactly those pairs in Δ' whose binary types have already been fixed by the current context.
- Finally, (4) says that if an element x is still missing a witness for the k -th existential conjunct, then such a witness must be found using a pair (x, y) whose binary type has not yet been fixed, i.e., for which $\neg D(x, y)$ holds.

The context θ already fixes the unary type of every element in Δ' . Together with the truth values of the auxiliary unary predicates T, Q, Z_1, \dots, Z_m defined above, this determines a complete configuration for the fixed sentence Γ_{aux} over Δ' . We denote this configuration by $\mathbf{n}_\theta^{\text{aux}}$.

We emphasize that the concrete binary types already chosen in θ need not be encoded again in the configuration: they have already been verified to be valid with respect to the universal conjunct, and for the purpose of future extendability, what matters is only which pairs are still available for choosing new witnesses and which witness obligations remain open. These are precisely the roles of D and the predicates Z_k .

We now justify the reduction used in Section 5.3.2.

Proof of Proposition 15. We show that θ is extendable w.r.t. (Γ, Δ) if and only if the induced configuration $\mathbf{n}_\theta^{\text{aux}}$ is satisfiable for Γ_{aux} over Δ' .

(\Rightarrow) Assume that θ is extendable. Then there exists a model \mathcal{A} over Δ such that $\mathcal{A} \models \Gamma \wedge \theta$. Restrict \mathcal{A} to the domain Δ' and expand it by interpreting the auxiliary predicates T, Q, D, Z_k exactly as defined above. We claim that the resulting structure \mathcal{A}' satisfies Γ_{aux} .

First, (1) holds because \mathcal{A} is a model of Γ , and hence satisfies the universal conjunct $\forall x \forall y : \phi(x, y)$. Next, (2) and (3) hold by construction of T, Q, D : the relation D was defined precisely to mark those pairs in Δ' whose binary types have already been fixed by θ . Finally, consider any $k \in [m]$ and any element $e_t \in \Delta'$ such that $Z_k(e_t)$ holds. By definition of Z_k , the context θ does not yet guarantee a witness for $\beta_k(e_t, y)$. Since $\mathcal{A} \models \forall x \exists y : \beta_k(x, y)$, there must exist some $e_\ell \in \Delta$ such that $\mathcal{A} \models \beta_k(e_t, e_\ell)$. Moreover, if the pair (e_t, e_ℓ) had already been fixed by θ inside Δ' , then e_t would already be β_k -satisfied in θ , contradicting $Z_k(e_t)$. Therefore, when $e_\ell \in \Delta'$, we must have $\neg D(e_t, e_\ell)$. This proves (4). Hence $\mathcal{A}' \models \Gamma_{\text{aux}}$. By construction, the complete unary information of \mathcal{A}' over the expanded vocabulary is exactly $\mathbf{n}_\theta^{\text{aux}}$, so this configuration is satisfiable.

(\Leftarrow) Conversely, assume that the configuration $\mathbf{n}_\theta^{\text{aux}}$ is satisfiable for Γ_{aux} over Δ' . Then there exists a model \mathcal{A}' of Γ_{aux} over Δ' realizing exactly this configuration.

Because $\mathbf{n}_\theta^{\text{aux}}$ was induced from the current Stage II context, the structure \mathcal{A}' agrees with θ on the unary types of all elements in Δ' , on which elements are marked by T , on which elements are marked by Q , and on which elements are still missing witnesses for each existential conjunct. By (2) and (3), the predicate D in \mathcal{A}' marks exactly those pairs in Δ' whose binary types have already been fixed by θ .

Now keep all type choices that are already fixed in θ . For the remaining unprocessed pairs, choose binary types so as to realize the existential witnesses guaranteed by (4). This is possible because (4) only asks for witnesses on pairs outside D , i.e., on pairs whose binary types are still free to choose. Since all fixed choices in θ are valid and the newly chosen pairs satisfy the required β_k -atoms, the resulting completion extends θ to a full model of Γ over Δ . Therefore, θ is extendable w.r.t. (Γ, Δ) .

This equivalence is exactly the content of [22, Proposition 4], rewritten in the notation of the present paper. \blacktriangleleft

► Remark 25. Once the sentence Γ is fixed, the auxiliary sentence Γ_{aux} is also fixed. Hence, by Theorem 14, the set of satisfiable bounded configurations of Γ_{aux} can be precomputed once and for all. The extendability check in Stage II is therefore reduced to testing whether the induced configuration $\mathbf{n}_\theta^{\text{aux}}$ can be derived from one of these finitely many template configurations.

C Proof of Proposition 21

Proof. The argument is similar to the proof of Proposition 20, where we also discuss the universal and existential constraints separately. Let f be an assignment satisfying $f \wedge \theta \models \Gamma$. We show that $f \wedge \theta' \models \Gamma$.

Consider the universal constraint $\forall x \forall y : \phi(x, y)$. Recall $\psi(x, y) := \phi(x, y) \wedge \phi(y, x)$. Since all unary types in θ' are valid, we have $\psi(e_\ell, e_\ell)$ holds in θ' for every $\ell \in [n]$. Let e_ℓ and e_t be two elements in Δ . If $(\ell, t) < (i, j)$, θ' already fixes the binary type for (e_ℓ, e_t) that has passed the extendability check, so $\psi(e_\ell, e_t)$ holds in θ' and thus holds in $f \wedge \theta'$ as well. Otherwise, $(\ell, t) > (i, j)$ and the binary type for (e_ℓ, e_t) is not yet fixed in both θ and θ' . Let π be the binary type for (e_ℓ, e_t) in f . By the second condition, we have $\pi \in \mathcal{B}(\tau'_\ell, \tau'_t)$, and thus $\tau'_\ell \wedge \tau'_t \wedge \pi(e_\ell, e_t) \models \psi(e_\ell, e_t)$. Putting all cases together, we have $f \wedge \theta' \models \forall x \forall y : \phi(x, y)$.

Next, consider the existential constraints $\bigwedge_{k \in [m]} \forall x \exists y : \beta_k(x, y)$. For any $k \in [m]$, since $f \wedge \theta \models \forall x \exists y : \beta_k(x, y)$, we have that for any $\ell \in [n]$, there must be an element $e_t \in \Delta$ such that $\beta_k(e_\ell, e_t)$ holds in $f \wedge \theta$. There are two cases:

- If $\beta_k(e_\ell, e_t)$ holds in θ , then $S_\theta(\ell, k)$ is True, and so is $S_{\theta'}(\ell, k)$ by the equivalence $S_\theta = S_{\theta'}$. By the definition of satisfaction state, there must exist some $e_{t'} \in \Delta$ such that $\beta_k(e_\ell, e_{t'})$ holds in θ' , and thus holds in $f \wedge \theta'$ as well.
- Otherwise, $\beta_k(e_\ell, e_t)$ must hold in the assignment f , and thus also holds in $f \wedge \theta'$.

Therefore, $f \wedge \theta' \models \bigwedge_{k \in [m]} \forall x \exists y : \beta_k(x, y)$. ◀

D Proof of Theorem 24

Proof. We analyze the Algorithm 1 equipped with the optimizations in Section 6. For each level, we maintain a hash table indexed by the abstraction of the context. Whenever a recursive call is generated, we compute its abstraction and check whether a subcircuit with the same abstraction has already been compiled at that level. If so, we reuse the existing subcircuit; otherwise, we construct a new one. By Propositions 20 and 21, equality of the corresponding abstractions is a sufficient condition for such reuse. Hence, a cache miss always creates a new subcircuit root at that level.

We say that a recursive call to Stage I or Stage II is *expanded* if it is a cache miss and its body is actually executed, i.e., the call is not immediately answered by reusing an already compiled subcircuit. We first bound the cost of one expanded call, and then bound the total number of expanded calls by the size of the output circuit.

For Stage I, the loop ranges over the valid unary types \mathcal{U} . For Stage II, the loop ranges over the valid binary types $\mathcal{B}(\tau_i, \tau_j)$ for the current pair. Since Γ is fixed, both $|\mathcal{U}|$ and $\max_{\tau, \tau'} |\mathcal{B}(\tau, \tau')|$ are constants depending only on Γ , and each type contains only $O(1)$ literals. Hence each expanded call considers only constantly many candidate branches.

We now bound the *exclusive* work performed by a single expanded call, i.e., the work done in the body of the call excluding the recursive work of newly expanded descendants.

For each candidate branch, the algorithm performs one EXTENDABLE test. By Proposition 16, the extendability test in Stage I can be carried out by comparing the current partial

configuration with finitely many precomputed bounded templates; by Proposition 17, the extendability test in Stage II reduces to satisfiability of a configuration for a fixed auxiliary sentence. In both cases, since Γ is fixed, each EXTENDABLE test runs in $O(\log |\Delta|)$ time.

The memoization overhead is $O(1)$ per candidate in Stage I and $O(|\Delta|^2)$ per candidate in Stage II. Indeed, in Stage I the abstraction only records the data appearing in Proposition 20: the truth values of the diagonal existential atoms $\beta_k(x, x)$ and the binary type compatibility pattern with each unary type in \mathcal{U} . Since both m and $|\mathcal{U}|$ depend only on Γ , this abstraction has constant size. In Stage II, the abstraction records:

1. the satisfaction state S_θ , which is an $|\Delta| \times m$ Boolean matrix and hence has size $O(|\Delta|)$, and
2. the binary type compatibility on all unprocessed pairs, which involves $O(|\Delta|^2)$ pairs and therefore has size $O(|\Delta|^2)$.

Consequently, computing, hashing, comparing, and inserting a Stage II abstraction can all be done in $O(|\Delta|^2)$ time. Local circuit construction at a branch adds only $O(1)$ work. Since each expanded call handles only constantly many candidate branches, the exclusive cost of one expanded call is $O(|\Delta|^2)$, with the $O(\log |\Delta|)$ cost of EXTENDABLE absorbed into $O(|\Delta|^2)$.

Next we bound the total number of expanded calls. Let C be the output circuit and M be the set of non-terminal expanded calls. Every $\kappa \in M$ creates a distinct \vee -node in C : indeed, if two calls had the same abstraction, the later one would be answered by reuse and would not be expanded. Moreover, the context of every call in M is extendable. Therefore, at the current stage, at least one candidate branch must pass its EXTENDABLE test; otherwise the current context would admit no completion, contradicting extendability. Hence the \vee -node created by κ has at least one outgoing edge in C .

For each $\kappa \in M$, choose one fixed outgoing edge of its \vee -node. This defines an injection from M into the edge set of C : distinct expanded calls create distinct \vee -nodes, and edges with different source gates are distinct edges. Therefore, $|M| \leq |C|$.

It remains to sum the work. By the bound above, each non-terminal expanded call contributes $O(|\Delta|^2)$ exclusive time, so the total time spent in all such calls is $O(|M| |\Delta|^2) = O(|C| |\Delta|^2)$. The remaining cost comes from terminal and base cases. A terminal Stage II call only returns \top and costs $O(1)$; the Stage I base case $i = |\Delta| + 1$ only transfers control to Stage II and likewise costs $O(1)$. Such calls occur only along successful branches, together with at most the root call, and are therefore bounded by $O(|C| + 1)$. Hence the total running time is $O((|C| + 1) |\Delta|^2)$. \blacktriangleleft

E Evaluation Details

E.1 Post-processing

The basic compilation algorithm may introduce redundant internal logical nodes in the resulting circuit. For example, for the circuit of Γ_E in Section 7, the Stage I output may contain nested \wedge -nodes of the form

$$\wedge(\neg E(e_1, e_1) \wedge (\neg E(e_2, e_2) \wedge (\neg E(e_3, e_3) \wedge \dots))),$$

which can be flattened without changing the represented Boolean function into

$$\wedge(\neg E(e_1, e_1), \neg E(e_2, e_2), \neg E(e_3, e_3), \dots).$$

We therefore apply a post-processing step that removes such redundant nodes; see Algorithm 2. Concretely, whenever a non-root \wedge -node or \vee -node has a unique parent of

■ **Algorithm 2** Remove redundant logical nodes

Input : A circuit C with root node r
Output : An equivalent simplified circuit

- 1 Initialize queue $\mathcal{Q} \leftarrow [r]$ and visited set $\mathcal{V} \leftarrow \{r\}$;
- 2 **while** \mathcal{Q} is not empty **do**
- 3 $u \leftarrow$ pop from \mathcal{Q} ;
- 4 push every child of u that is not in \mathcal{V} into \mathcal{Q} , and add it to \mathcal{V} ;
- 5 **if** u is a logical node with only one parent p , and p is of the same type as u **then**
- 6 add all children of u into children of p ;
- 7 delete u and the links involving u ;

8 **return** C ;

the same type, we merge the node into its parent. This transformation preserves logical equivalence as well as the d-DNNF property. In the tables below, ‘ours*’ denotes the variant of our compiler with this post-processing step. It typically yields smaller circuits, at the cost of some additional running time.

E.2 Correctness validation

To validate the correctness of our compiler, we performed both model enumeration and counting cross-checks against independent baselines. For each input pair (Γ, Δ) , we constructed (i) the d-DNNF circuit produced by our compiler, and (ii) a propositional CNF encoding of the grounding of (Γ, Δ) .

For model enumeration, we compared the compiled circuit and the grounding in both directions. First, we enumerated models of the compiled d-DNNF circuit and checked that each enumerated assignment satisfies the grounding CNF. Second, on the SAT side, we used MiniSAT as a SAT oracle on the grounding CNF, repeatedly calling `solve()`. After each satisfying assignment \mathcal{A} was found, we added a blocking clause excluding \mathcal{A} , and continued enumeration. In this way, we enumerated satisfying assignments of the grounding CNF and checked that each of them satisfies the compiled d-DNNF circuit. Since the number of models can become extremely large for larger domain sizes, exhaustive enumeration is often infeasible; therefore, on each side, we capped enumeration at 100,000 models.

In addition to enumeration, we also validated correctness by comparing model counts obtained from three methods: (i) counting on the d-DNNF compiled by our method, (ii) counting on a d-DNNF compiled from the grounding by the compiler `c2d` [11], and (iii) counting using the WFOMC algorithm for \mathbf{FO}^2 sentences [28]. All three methods returned exactly the same counts on all tested instances.

E.3 Full evaluation results

For randomized methods (`c2d`, `bella-cd`, and `bella-ph`), we repeated each experiment until 10 successful runs had been collected, and report the average circuit size and runtime over those 10 runs. If a run timed out, we discarded it and continued until 10 non-timeout runs were obtained. For deterministic and stable methods (`d4`, `bella-ka`, and `ours`), we ran each experiment 3 times and report the average over these runs. All experiments were executed single-threadedly with a timeout of 1800 seconds per run. For each instance, if the first three

runs all timed out, the method was deemed unable to finish within the time limit and we terminated further attempts.

For the representative examples Γ_{RB} , Γ_E , Γ_{RBE} , Γ_P and Γ_D , we evaluated domain sizes from $n = 4$ to $n = 20$; the full results are reported in Tables 2–6, respectively. For the **ui-bj** family and its variants, we evaluated domain sizes from $n = 4$ to $n = 10$; the full results are reported in Tables 7–17. In each table cell, the upper entry reports circuit size, the lower entry reports runtime, and ‘-’ indicates that the first three runs all timed out. The best results are shown in bold and the second-best results are underlined.

To isolate the effect of structural constraints on the binary predicates, we organize the **u4-b2** benchmark family into a common core and a set of additional structural constraints. The common core is:

$$\begin{aligned} \text{core} = & \forall x : \text{ExactlyOne}[C_1(x), C_2(x), C_3(x), C_4(x)] \wedge \\ & \forall x \forall y : \left(\bigvee_{k \in [2]} E_k(x, y) \right) \rightarrow \bigwedge_{\ell \in [4]} (\neg C_\ell(x) \vee \neg C_\ell(y)) \wedge \\ & \bigwedge_{k \in [2]} \forall x \exists y : E_k(x, y). \end{aligned}$$

This core imposes no constraint on the relation between $E_k(x, y)$ and $E_k(y, x)$, for a fixed k , and it also imposes no interaction constraint between E_1 and E_2 . We then derive several variants by adding constraints along two orthogonal dimensions:

Within-predicate orientation pattern. Each binary predicate E_k may be

- symmetric: $E_k(x, y) \rightarrow E_k(y, x)$;
- asymmetric: $E_k(x, y) \rightarrow \neg E_k(y, x)$; or
- free, i.e., no symmetry or asymmetry constraint is imposed.

Cross-predicate interaction pattern. The two binary predicates E_1 and E_2 may be:

- same-direction disjointness: $\neg E_1(x, y) \vee \neg E_2(x, y)$;
- bidirectional disjointness:

$$(E_1(x, y) \rightarrow (\neg E_2(x, y) \wedge \neg E_2(y, x))) \wedge (E_2(x, y) \rightarrow (\neg E_1(x, y) \wedge \neg E_1(y, x)));$$

- converse coupling: $(E_1(x, y) \rightarrow E_2(y, x)) \wedge (E_2(x, y) \rightarrow E_1(y, x))$; or
- overlap allowed, i.e., no disjointness constraint is imposed.

Using these two dimensions, we define the following benchmark variants:

- the symmetric-disjoint variant: both E_1 and E_2 are symmetric, and they cannot co-occur on the same ordered pair, which is the default setting in **ui-bj**.

$$\begin{aligned} \text{u4-b2} = & \text{core} \wedge \forall x \forall y : (E_1(x, y) \rightarrow E_1(y, x)) \wedge (E_2(x, y) \rightarrow E_2(y, x)) \wedge \\ & \forall x \forall y : \neg E_1(x, y) \vee \neg E_2(x, y). \end{aligned}$$

- the asymmetric-disjoint variant: both predicates are asymmetric, and they cannot co-occur on the same ordered pair.

$$\begin{aligned} \text{u4-b2-ad} = & \text{core} \wedge \forall x \forall y : (E_1(x, y) \rightarrow \neg E_1(y, x)) \wedge (E_2(x, y) \rightarrow \neg E_2(y, x)) \wedge \\ & \forall x \forall y : \neg E_1(x, y) \vee \neg E_2(x, y). \end{aligned}$$

- the symmetric-overlap variant: both predicates are symmetric, but overlap between them is allowed.

$$\text{u4-b2-so} = \text{core} \wedge \forall x \forall y : (E_1(x, y) \rightarrow E_1(y, x)) \wedge (E_2(x, y) \rightarrow E_2(y, x)).$$

- the converse-coupled variant: an E_1 -edge in one direction forces an E_2 -edge in the opposite direction, and symmetrically for E_2 .

$$\begin{aligned} \text{u4-b2-cc} = & \text{core} \wedge \forall x \forall y : E_1(x, y) \rightarrow (E_2(y, x) \wedge \neg E_1(y, x)) \wedge \\ & \forall x \forall y : E_2(x, y) \rightarrow (E_1(y, x) \wedge \neg E_2(y, x)). \end{aligned}$$

- the free-bidirectionally-disjoint variant: neither E_1 nor E_2 is required to be symmetric or asymmetric, but the two predicates are mutually exclusive across both directions of each unordered pair.

$$\begin{aligned} \text{u4-b2-fd} = & \text{core} \wedge \forall x \forall y : E_1(x, y) \rightarrow (\neg E_2(x, y) \wedge \neg E_2(y, x)) \wedge \\ & \forall x \forall y : E_2(x, y) \rightarrow (\neg E_1(x, y) \wedge \neg E_1(y, x)). \end{aligned}$$

- the asymmetric-overlap variant: both predicates are asymmetric, while overlap between E_1 and E_2 is allowed.

$$\text{u4-b2-ao} = \text{core} \wedge \forall x \forall y : (E_1(x, y) \rightarrow \neg E_1(y, x)) \wedge (E_2(x, y) \rightarrow \neg E_2(y, x)).$$

- the free-overlap variant, in which no additional structural constraint is imposed beyond the common core.

$$\text{u4-b2-fo} = \text{core}.$$

E.4 Evaluation on OBDD

We further evaluate the OBDD representation induced by our compilation procedure. Although our compiler is primarily designed for d-DNNF, the two-stage construction naturally imposes a type-based block order on the propositional variables: unary blocks are processed first, followed by binary blocks in lexicographic order. As shown in Proposition 10, for a fixed sentence, the resulting circuit can be transformed into an OBDD respecting this order with only a constant-factor overhead. Thus we also evaluated the OBDD compilation over the same benchmarks.

We compare our approach with a generic grounding-based CNF-to-OBDD baseline implemented using CUDD, a widely used BDD package. For each sentence and domain size, as in the d-DNNF experiments, the CUDD baselines take as input the grounded propositional encoding of the corresponding \mathbf{FO}^2 sentence.

Since OBDDs are canonical for a fixed boolean function and variable ordering, variable ordering is one of the dominant factors affecting both OBDD size and compilation time. We therefore evaluate two dynamic reordering strategies provided by CUDD. The first baseline, denoted by CUDD-WIN3, uses CUDD_REORDER_WINDOW3, a local window-based reordering heuristic, and is intended as a more runtime-oriented baseline. The second baseline, denoted by CUDD-SIFT, uses CUDD_REORDER_SIFT, the standard sifting heuristic, and is intended as a size-oriented baseline. All remaining experimental settings, including the hardware configuration, and the timeout of 1800 seconds, are the same as in the d-DNNF evaluation. The results are summarized in Table 18.

Overall, the results show that the type block order used by our compiler is also effective for OBDD compilation. In particular, our method often scales to larger domain sizes and achieves substantially lower compilation times than the generic CUDD baselines. This advantage is consistent with the design of our compiler: instead of searching over propositional assignments

directly, it branches on unary and binary types and uses efficient extendability checks to prune infeasible contexts.

At the same time, the comparison also shows that our current ordering is not always optimal for OBDDs. The size-oriented CUDD-SIFT baseline produces smaller OBDDs, albeit often with substantially higher compilation times. This suggests that our block order captures useful first-order structure, but does not fully replace specialized BDD variable ordering optimization. Designing OBDD specific order refinements that preserve the benefits of our method is therefore a natural direction for future work.



■ **Table 2** The circuit sizes and compilation times of Γ_{RB} . Interestingly, Bella failed on the $n = 15$ instance (timeout) but succeeded on both smaller and larger domain sizes under this sentence. We therefore treat this as an anomalous behavior.

n	ours	ours*	bella-cd	bella-ka	bella-ph	d4	c2d
4	<u>214</u> 0.00	192 0.00	298 0.00	298 0.00	298 0.00	260 0.00	300 0.16
5	<u>468</u> 0.00	398 0.00	689 0.01	689 0.01	689 0.00	616 0.00	680 0.27
6	<u>1016</u> 0.00	818 0.00	1550 0.03	1550 0.03	1550 0.01	1410 0.00	1498 0.36
7	<u>2210</u> 0.00	1692 0.01	3441 0.04	3441 0.04	3441 0.02	3076 0.01	3251 0.50
8	<u>4818</u> 0.01	3532 0.01	7578 0.08	7578 0.08	7578 0.03	7048 0.01	6964 0.58
9	<u>10504</u> 0.02	7426 0.02	16585 0.13	16585 0.13	16585 0.05	15158 0.03	14894 0.70
10	<u>22852</u> 0.03	15678 <u>0.05</u>	36094 0.26	36094 0.26	36094 0.09	35026 0.09	31468 0.75
11	<u>49542</u> 0.06	33152 <u>0.09</u>	78137 0.53	78137 0.53	78137 0.17	74014 0.17	66918 0.97
12	<u>106958</u> 0.13	70088 <u>0.20</u>	168314 1.99	168314 1.99	168314 0.36	160092 0.48	141540 1.32
13	<u>229916</u> 0.34	147990 <u>0.53</u>	360897 3.86	360897 3.86	360897 0.77	344480 1.04	298826 1.66
14	<u>492144</u> 0.87	311914 <u>1.39</u>	770574 7.27	770574 7.18	770574 1.50	737770 1.87	692278 2.90
15	<u>1049290</u> 2.08	656068 <u>2.59</u>	-	-	-	1573434 3.19	1485201 5.76
16	<u>2229034</u> 3.31	1377060 <u>5.36</u>	3474106 26.48	3474106 26.35	3474106 6.40	3318418 6.95	2865127 7.28
17	<u>4719504</u> 7.98	2884490 <u>12.44</u>	7340825 54.58	7340825 54.65	7340825 12.98	7078636 14.52	5953368 14.71
18	<u>9962492</u> 18.38	6030326 28.91	15467390 86.78	15467390 86.75	15467390 <u>26.39</u>	14943054 28.66	12547022 32.03
19	<u>20972654</u> 42.20	12584040 64.18	32506857 181.21	32506857 180.10	32506857 <u>58.06</u>	31458230 65.72	26334839 69.99
20	<u>44041446</u> 93.85	26215648 141.54	68158554 376.40	68158554 375.61	68158554 <u>122.31</u>	66061348 136.21	54141436 146.14

■ **Table 3** The circuit sizes and compilation times of Γ_E

n	ours	ours*	bella-cd	bella-ka	bella-ph	d4	c2d
4	116 0.00	107 0.00	162 0.00	162 0.00	147 0.00	<u>114</u> 0.00	136 0.05
5	<u>336</u> 0.00	319 0.00	439 0.00	439 0.00	459 0.00	371 0.00	460 0.07
6	890 0.00	854 0.00	1360 0.01	1347 0.01	1362 0.01	1009 0.00	1480 0.09
7	<u>2234</u> 0.01	2153 0.01	3789 0.01	3789 0.03	3794 0.01	3132 0.00	4457 0.12
8	<u>5408</u> 0.01	5222 0.01	11808 0.03	11800 0.06	9648 0.03	9554 0.01	11854 0.16
9	<u>12748</u> 0.02	12321 0.02	28487 0.06	26362 0.08	26715 0.06	19350 0.02	66552 0.30
10	<u>29438</u> 0.03	28466 0.03	78318 0.17	78162 0.25	78746 0.17	54907 0.07	129822 0.44
11	<u>66870</u> 0.05	64681 <u>0.07</u>	188203 0.42	188117 0.69	220176 0.48	199508 0.29	812652 1.89
12	<u>149876</u> 0.12	144998 0.12	619194 1.44	616605 2.13	617075 1.51	518491 0.76	2450415 4.91
13	<u>332216</u> <u>0.29</u>	321449 0.24	2114113 5.12	2037744 5.54	2331922 5.52	1228596 2.00	11632587 26.71
14	<u>729602</u> 0.71	706034 <u>0.73</u>	5521354 12.97	5500814 14.67	8562404 19.60	3887254 6.09	35475168 92.04
15	<u>1589842</u> 1.60	1538625 <u>1.92</u>	16092707 39.80	16021889 44.68	22479822 57.28	12407684 20.31	138165930 499.76
16	<u>3441320</u> 3.32	3330710 <u>3.88</u>	48711859 153.39	48200745 144.79	106750819 290.43	59473199 104.64	-
17	<u>7406340</u> 7.95	7168753 <u>9.79</u>	170758067 534.79	170653917 546.93	316130882 963.69	430009281 771.08	-
18	<u>15860582</u> 19.77	15352658 <u>23.23</u>	-	-	-	361332862 828.81	-
19	<u>33817550</u> 46.69	32736185 <u>55.24</u>	-	-	-	-	-
20	<u>71828540</u> 108.15	69534758 <u>127.34</u>	-	-	-	-	-

■ **Table 4** The circuit sizes and compilation times of Γ_{RBE}

n	ours	ours*	bella-cd	bella-ka	bella-ph	d4	c2d
4	<u>260</u> 0.00	232 0.00	634 0.01	634 0.01	583 0.00	343 0.00	414 0.10
5	<u>1026</u> 0.01	901 0.01	2032 0.02	2199 0.02	2085 0.01	1596 0.00	2180 0.16
6	<u>4518</u> 0.02	3895 0.02	7095 0.03	8454 0.05	7428 0.02	7217 0.01	7297 0.19
7	<u>20180</u> 0.03	17182 <u>0.04</u>	29278 0.07	29253 0.17	29873 0.06	43935 0.07	27935 0.28
8	88988 0.08	75180 0.11	98546 0.21	98551 0.65	98979 0.19	<u>82621</u> <u>0.10</u>	91938 0.63
9	<u>385622</u> 0.25	324124 <u>0.48</u>	445885 0.93	446461 3.13	426814 0.85	931900 2.16	476064 1.58
10	<u>1648102</u> 1.08	1380240 <u>2.26</u>	2055919 3.91	2309090 13.00	1852876 3.66	5978597 15.37	2279477 5.54
11	<u>6980616</u> 5.00	5829970 10.11	7035621 13.51	7211354 25.88	8999927 17.99	7914206 <u>9.32</u>	11886620 27.59
12	<u>29414112</u> 23.12	24512140 <u>47.93</u>	33401183 65.99	34682666 135.61	32983513 66.26	139470158 370.05	90261902 310.75
13	<u>123612026</u> 112.08	102830404 <u>226.89</u>	192389958 400.14	199777534 752.61	140475819 301.26	670498383 1763.96	-
14	<u>518832794</u> 531.68	430988292 <u>1046.22</u>	-	-	-	-	-

■ **Table 5** The circuit sizes and compilation times of Γ_P

n	ours	ours*	bella-cd	bella-ka	bella-ph	d4	c2d
4	1162 0.01	1147 0.01	766 0.01	774 0.01	773 0.00	590 0.00	<u>762</u> 0.04
5	6586 0.04	6539 0.04	<u>3643</u> 0.01	<u>3643</u> 0.01	3689 0.01	2565 0.00	4844 0.05
6	33620 0.09	33473 0.09	<u>17032</u> 0.04	17043 0.07	17977 0.04	11112 0.01	37398 0.08
7	163328 0.25	162873 0.27	96728 0.17	94515 0.31	<u>90841</u> 0.17	51671 0.07	277732 0.29
8	770510 <u>0.81</u>	769115 1.06	<u>493728</u> 0.96	513035 1.25	504277 1.00	269860 0.42	2336247 2.11
9	3561182 <u>3.21</u>	3556935 4.04	<u>3261181</u> 6.73	3376445 7.60	3583607 6.70	1513175 2.68	20735243 20.40
10	16201072 14.28	<u>16188205</u> 17.55	22547597 46.75	22646940 49.33	22446024 47.01	8012069 <u>15.74</u>	204918186 683.28
11	72763396 66.53	<u>72724541</u> <u>83.19</u>	161279733 380.15	156118686 386.67	161283805 391.62	56494152 126.36	-
12	<u>323313050</u> 329.70	323195975 <u>409.49</u>	-	-	-	380887297 1036.12	-
13	1423587890 1665.45	-	-	-	-	-	-

■ **Table 6** The circuit sizes and compilation times of Γ_D

n	ours	ours*	bella-cd	bella-ka	bella-ph	d4	c2d
4	<u>332</u> 0.00	299 0.00	432 0.01	432 0.01	465 0.00	366 0.00	389 0.14
5	<u>1146</u> 0.01	1006 0.01	1572 0.02	1558 0.02	1610 0.01	1183 0.00	1753 0.14
6	<u>4154</u> 0.02	3576 0.02	5821 0.04	5851 0.04	5948 0.03	4362 0.01	6712 0.30
7	<u>15174</u> 0.04	12889 0.03	21916 0.10	21916 0.10	22037 0.08	17546 0.03	60084 0.74
8	<u>54608</u> 0.08	45955 <u>0.09</u>	92425 0.47	83787 0.45	88563 0.42	68332 0.16	379559 6.33
9	<u>192442</u> 0.18	160846 <u>0.21</u>	377456 2.85	359447 2.84	419586 2.92	277433 0.92	2481604 61.61
10	<u>664790</u> 0.51	552716 <u>0.78</u>	1363095 13.29	1327202 13.62	1239813 12.48	888091 4.68	19474087 730.01
11	<u>2257958</u> 1.99	1869337 <u>2.64</u>	5216322 89.71	6139537 94.92	6816266 97.98	4309145 22.20	-
12	<u>7563420</u> 5.35	6239643 <u>8.85</u>	19905685 602.53	23929293 664.98	26931071 740.40	15795572 162.24	-
13	<u>25049850</u> 16.13	20603986 <u>29.24</u>	-	-	-	-	-
14	<u>82197586</u> 56.29	67436008 <u>140.64</u>	-	-	-	-	-
15	<u>267650342</u> 190.72	219095233 <u>495.14</u>	-	-	-	-	-
16	865899944 623.58	-	-	-	-	-	-

■ **Table 7** The circuit sizes and compilation times of **u4-b2**

n	ours	ours*	bella-cd	bella-ka	bella-ph	d4	c2d
4	<u>951</u> 0.02	923 0.02	6833 0.07	6836 0.10	6856 0.06	7359 0.03	5380 0.39
5	<u>10699</u> 0.07	10380 0.07	109832 0.87	111596 1.24	109056 0.82	213827 0.50	54955 1.48
6	<u>200829</u> 0.66	194328 0.66	6581517 95.23	7082727 104.04	2889151 17.39	3279954 6.99	873668 9.59
7	<u>3703705</u> 7.46	3583660 <u>10.01</u>	-	-	-	176233803 899.99	15562022 145.34
8	<u>63449474</u> 112.38	61399953 <u>147.45</u>	-	-	-	-	-

■ **Table 8** The circuit sizes and compilation times of u2-b2

n	ours	ours*	bella-cd	bella-ka	bella-ph	d4	c2d
4	<u>214</u> 0.00	181 0.00	388 0.01	388 0.01	356 0.00	256 0.00	396 0.31
5	<u>866</u> 0.00	729 0.01	2489 0.02	2014 0.02	2439 0.01	1434 0.00	1778 0.44
6	<u>8057</u> 0.04	6886 <u>0.02</u>	23195 0.09	24417 0.33	32530 0.07	19524 0.01	13053 0.62
7	<u>84605</u> 0.17	73827 <u>0.18</u>	281697 0.75	356807 4.25	352267 0.82	433123 0.46	115994 0.93
8	<u>825824</u> 0.86	728620 <u>1.60</u>	2831512 7.41	2686051 44.58	4860022 10.07	6050489 6.67	1259413 2.93
9	<u>7363237</u> 9.47	6534631 54.65	44345306 116.93	37993016 614.90	89738716 198.34	37148882 73.70	14319389 <u>30.41</u>
10	<u>61608330</u> 122.93	54852882 927.32	-	-	335145897 1056.57	442027642 1064.25	158271046 <u>626.06</u>

■ **Table 9** The circuit sizes and compilation times of u6-b2

n	ours	ours*	bella-cd	bella-ka	bella-ph	d4	c2d
4	<u>2569</u> 0.04	2539 0.04	22053 0.07	21814 0.19	24935 0.07	25076 0.02	25633 0.41
5	<u>21500</u> <u>0.11</u>	21197 0.09	1038502 2.78	998853 6.58	1177608 2.84	3149975 6.93	865271 2.90
6	<u>281037</u> <u>0.90</u>	275106 0.68	41116852 99.38	40093317 122.35	87660453 204.51	133224979 154.21	94448888 390.33
7	<u>4692680</u> 10.63	4581060 <u>13.25</u>	-	-	-	-	-
8	<u>86445513</u> 179.12	84387084 <u>228.99</u>	-	-	-	-	-

■ **Table 10** The circuit sizes and compilation times of u4-b1

n	ours	ours*	bella-cd	bella-ka	bella-ph	d4	c2d
4	<u>1012</u> 0.01	989 0.01	4428 0.04	4428 0.04	4625 0.04	4355 0.01	3926 0.21
5	<u>5378</u> 0.02	5212 <u>0.03</u>	33350 0.20	33333 0.22	38791 0.26	29059 0.08	20582 0.46
6	<u>35530</u> 0.06	33931 <u>0.07</u>	341864 3.99	325541 3.83	248137 1.39	217450 0.61	247820 3.19
7	<u>269728</u> <u>0.30</u>	254248 0.29	4087266 40.62	3675504 37.59	3603752 61.10	2731890 10.23	1709102 28.93
8	<u>2204298</u> 2.50	2057941 <u>3.28</u>	38500369 423.67	40351445 400.23	39026573 419.26	30773686 114.80	16285939 315.48
9	<u>18596306</u> 16.16	17244915 <u>26.17</u>	-	-	-	358850060 1300.43	-
10	<u>158254062</u> 136.23	146047485 <u>242.67</u>	-	-	-	-	-
11	1343328080 1215.04	-	-	-	-	-	-

■ **Table 11** The circuit sizes and compilation times of u4-b3

n	ours	ours*	bella-cd	bella-ka	bella-ph	d4	c2d
4	<u>375</u> 0.02	346 0.02	2638 0.05	2638 0.05	2000 0.04	3811 0.02	2107 0.73
5	<u>4512</u> 0.08	4150 0.08	110055 0.87	113330 1.00	110200 0.73	172855 0.38	55806 1.91
6	<u>496131</u> <u>3.16</u>	477786 3.06	25924673 382.00	24733494 421.84	15193895 117.43	34940307 118.79	2034931 29.56
7	<u>26671824</u> 102.27	25962350 <u>116.02</u>	-	-	-	-	80220334 1182.81

■ **Table 12** The circuit sizes and compilation times of u4-b2-ad

n	ours	ours*	bella-cd	bella-ka	bella-ph	d4	c2d
6	<u>158498</u> 0.90	154069 <u>0.91</u>	8353802 125.91	7234839 169.81	4174572 34.73	8120492 50.65	759082 11.54
7	<u>5029113</u> 12.20	4917516 <u>14.31</u>	-	-	-	-	15667474 263.72
8	<u>100049630</u> 166.77	98203765 <u>413.40</u>	-	-	-	-	-

■ **Table 13** The circuit sizes and compilation times of u4-b2-cc

n	ours	ours*	bella-cd	bella-ka	bella-ph	d4	c2d
4	<u>1021</u> 0.02	997 0.02	8544 0.11	8309 0.31	7944 0.09	6932 0.03	5496 0.42
5	<u>10644</u> <u>0.05</u>	10307 0.04	114244 0.94	113826 1.46	105048 0.82	106289 0.35	58761 1.55
6	<u>190503</u> 0.60	184083 <u>0.68</u>	6513604 95.32	6513024 97.32	1751020 10.13	2435471 5.75	921947 9.95
7	<u>3521784</u> 6.40	3406724 <u>8.26</u>	-	-	-	215909430 978.79	16610579 154.45
8	<u>61002763</u> 102.10	59038250 <u>134.47</u>	-	-	-	-	-

■ **Table 14** The circuit sizes and compilation times of u4-b2-fd

n	ours	ours*	bella-cd	bella-ka	bella-ph	d4	c2d
4	<u>1732</u> 0.04	1688 0.04	17721 0.17	17695 0.43	21422 0.14	18277 0.05	8959 0.45
5	<u>33163</u> 0.24	32884 0.24	265016 2.81	263581 9.69	744170 7.03	1151553 6.06	171107 3.01
6	<u>597536</u> 2.56	593600 <u>2.59</u>	34237542 629.84	-	21395668 253.25	22280726 120.53	2472620 22.56
7	<u>9893500</u> 22.24	9825774 <u>26.40</u>	-	-	-	-	38677276 306.90
8	<u>158326862</u> 273.18	157168225 <u>430.79</u>	-	-	-	-	-

■ **Table 15** The circuit sizes and compilation times of u4-b2-so

n	ours	ours*	bella-cd	bella-ka	bella-ph	d4	c2d
4	<u>1372</u> 0.02	1322 0.02	4543 0.07	4539 0.08	19758 0.15	17366 0.05	3954 0.49
5	<u>8336</u> 0.04	7984 0.04	21065 0.28	20959 0.32	60210 0.71	24122 0.12	18011 1.02
6	<u>61664</u> 0.12	58382 <u>0.15</u>	149234 1.52	149334 2.02	389499 4.30	148295 0.62	106311 2.07
7	<u>502300</u> 0.61	471000 <u>0.96</u>	1291983 7.08	1411551 12.14	1227252 7.06	1126991 3.26	818082 5.77
8	<u>4260640</u> 4.10	3966562 <u>6.99</u>	12755924 40.01	14188999 85.83	12149162 39.33	9602402 17.37	7570916 38.29
9	<u>36601888</u> 31.50	33893646 <u>53.53</u>	141129851 312.38	144463686 658.03	135132916 303.86	97654522 149.02	81139132 439.01
10	<u>314147144</u> 280.85	289712146 <u>493.67</u>	-	-	-	-	-

■ **Table 16** The circuit sizes and compilation times of u4-b2-ao

n	ours	ours*	bella-cd	bella-ka	bella-ph	d4	c2d
4	<u>1484</u> 0.03	1412 0.03	4034 0.07	3933 0.08	29488 0.21	32384 0.07	2930 0.46
5	<u>11898</u> 0.07	11244 0.07	30383 0.36	30621 0.49	502148 4.62	850598 4.01	17176 0.99
6	<u>97008</u> 0.26	91602 <u>0.28</u>	256112 2.05	259476 3.78	252054 1.65	216020 0.58	118718 1.88
7	<u>809096</u> 1.49	765620 <u>1.83</u>	3370331 11.94	2484503 31.35	3771598 11.15	2933345 4.27	981102 5.74
8	<u>6863910</u> 8.06	6512148 <u>14.44</u>	54951714 118.29	36901834 441.24	57855405 124.62	49553765 63.84	9623576 37.71
9	<u>58647826</u> 52.30	55773276 <u>331.16</u>	-	-	-	-	102972792 433.76
10	501095524 420.55	-	-	-	-	-	-

■ **Table 17** The circuit sizes and compilation times of u4-b2-fo

n	ours	ours*	bella-cd	bella-ka	bella-ph	d4	c2d
4	<u>2204</u> 0.05	2168 0.05	4238 0.06	4238 0.06	4237 0.05	4579 0.02	3396 0.59
5	15664 0.09	15432 0.09	18287 0.23	18287 0.23	18485 0.22	22681 0.11	<u>15557</u> 1.29
6	120436 0.28	118544 <u>0.31</u>	82250 1.30	82250 1.30	<u>81333</u> 1.29	105180 0.51	45967 1.93
7	967728 1.28	951588 <u>1.59</u>	<u>303279</u> 4.63	<u>303279</u> 4.54	<u>303279</u> 4.38	424793 2.22	166183 4.33
8	7985624 6.40	7845518 10.54	1383184 22.85	1383184 22.81	<u>1364803</u> 22.75	1991354 <u>8.43</u>	604652 14.48
9	66830900 <u>48.61</u>	65604382 169.50	<u>5976991</u> 103.29	<u>5976991</u> 103.56	6061283 103.65	9029526 40.63	2265159 61.55
10	562279956 413.78	-	24938604 471.20	24938604 470.85	<u>24667155</u> 469.42	39852754 185.44	8650423 <u>294.71</u>

■ **Table 18** Summary of experimental results for OBDD compilation. For each sentence, we report the maximum domain size n solved within the time limit (1800s) by our compiler, CUDD-WIN3, and CUDD-SIFT, respectively. For each CUDD baseline, we also report the OBDD-node-count ratio and compilation-time ratio relative to our compiler, measured at the largest domain size that both our compiler and the corresponding baseline solved.

Sentence	Max n	CUDD-WIN3	CUDD-SIFT
Γ_{RB}	20/18/15	0.571/40.987	0.876/473.459
Γ_E	23/20/16	0.790/3.756	0.691/71.469
Γ_{RBE}	13/13/11	0.999/9.221	0.431/159.125
Γ_P	12/12/14	0.188/0.298	0.007/0.067
Γ_D	15/8/11	8.075/599.273	0.606/130.086
u2-b2	10/9/8	1.055/3.725	1.391/254.123
u4-b1	10/9/7	1.771/14.939	2.616/233.924
u4-b2	8/7/6	1.275/12.174	0.846/25.030
u4-b3	7/6/6	1.507/7.504	1.171/224.939
u6-b2	8/6/5	7.590/98.618	9.043/144.609
u4-b2-ad	8/7/6	1.486/23.870	0.450/9.726
u4-b2-ao	8/6/6	1.774/43.535	0.365/48.075
u4-b2-cc	8/7/6	1.424/17.239	0.833/25.690
u4-b2-fd	8/7/6	1.563/12.291	0.979/18.328
u4-b2-so	8/7/6	0.716/48.632	0.294/36.599
u4-b2-fo	8/8/7	0.096/1.182	0.025/3.829