

UNIPO: Unified Interactive Visual Explanation for RL Fine-Tuning Policy Optimization

Aeree Cho¹

Alexander D. Greenhalgh¹

Jonathan Bodea¹

Anthony Peng¹

Duen Horng (Polo) Chau*

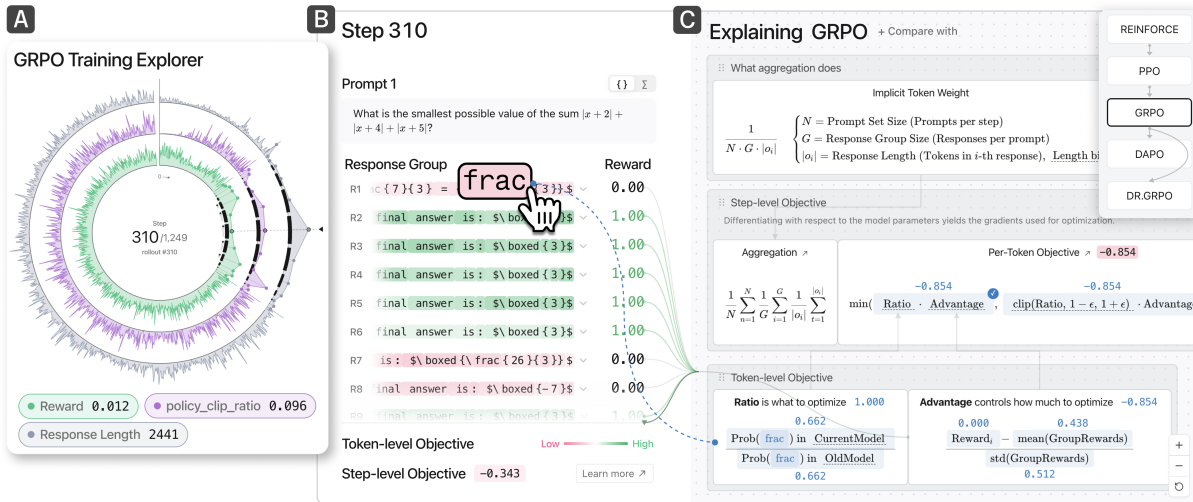


Figure 1: UNIPO unifies the visual explanation of policy optimization algorithms for RL fine-tuning through three coordinated views that progressively reveal how algorithmic design shapes training. **(A) Training Explorer** summarizes the full training run with a multi-metric radial plot. **(B) Step Inspector** visualizes token-level objectives for a selected step’s prompt-responses set, revealing which tokens are reinforced or suppressed in the next gradient update. **(C) Algorithm Explainer** decomposes the active objective, mapping values computed for the selected token to bridge abstract notation with real training behavior.

ABSTRACT

Reinforcement learning has emerged as a dominant technique for fine-tuning the behavior of large language models, with policy optimization (PO) algorithms such as GRPO, DAPO, and Dr. GRPO emerging in rapid succession to advance state-of-the-art reasoning and alignment performance. However, the modular differences between these algorithms, including targeted improvements to clipping, advantage estimation, and reward aggregation, are introduced across separate papers with inconsistent notation, making them difficult to compare and intimidating to the non-expert community. We present UNIPO, the first interactive visualization tool that exposes the token-level training dynamics of RL fine-tuning algorithms through a unified design. UNIPO connects three complementary views, a high-level training overview, a step-level prompt and response inspector, and a side-by-side algorithm comparison, allowing learners to observe how individual design decisions propagate through training. Through two usage scenarios, we demonstrate how UNIPO supports both classroom instruction for non-experts and algorithm selection for AI practitioners. Our tool is open-source and publicly available at <https://poloclub.github.io/unipo/>

Index Terms: Interactive Visualization, Reinforcement Learning, Fine-tuning, Large-language Models.

^{*1} Georgia Tech.

{aeree | agreenhalgh3 | jbodea6 | speng65 | polo}@gatech.edu

1 INTRODUCTION

Reinforcement Learning fine-tuning has emerged as a dominant technique for aligning pre-trained large language models with task-specific goals, including chain-of-thought reasoning, math solving, and persona matching [5, 2, 20, 19]. Building on policy optimization (PO) algorithms like REINFORCE and PPO, derivatives such as GRPO, DAPO, and Dr. GRPO have recently emerged in rapid succession. Each of these new algorithms makes targeted improvements to the shared PO framework, demonstrating the rapid evolution of this algorithm family. Despite their widespread adoption in production-grade LLMs [8, 34], the internal mechanisms driving these algorithms’ performance remain difficult to build intuition for, particularly for learners and AI practitioners new to RL fine-tuning. Reconciling the differences between these approaches requires deep mathematical expertise and careful comparison across a growing body of work.

Enabling better understanding of these algorithms is critical to expanding RL fine-tuning’s accessibility to expert and non-expert audiences. Existing resources, including books [27, 14], blog posts [15], and video tutorials [12, 11] are non-interactive, making it difficult to observe how each algorithm’s modifications shape training behavior. Monitoring tools used by AI practitioners, like Weights & Biases [3], present a large amount of training metrics that make it difficult to isolate how individual algorithmic mechanisms contribute to the training behavior. Comparative blog posts [36] and benchmarking studies [17] provide direct algorithmic comparisons but cannot communicate how modular design decisions propagate through training at the token level. An interactive visualization is necessary to support hands-on exploration of training dynamics and side-by-side algorithmic comparison, particularly for non-experts who lack the background to reconstruct algorithm behavior from

mathematical notation. To address this gap, we contribute:

1. **UNIPO, a web-based interactive tool for unified visual explanation of five RL fine-tuning algorithms** (Fig. 1). UNIPO introduces a visualization of these algorithms: foundational REINFORCE and PPO, and state-of-the-art GRPO, DAPO, and Dr. GRPO. Three coordinated views, *Training Explorer*, *Step Inspector*, *Algorithm Explainer*, reveal training dynamics from high-level metrics down to token-level objective computations. This layered design allows non-experts to build algorithmic intuition before engaging with the underlying mathematics, while also supporting AI practitioners who seek to compare the objective functions of these algorithms.
2. **A novel visualization that modularizes mathematical notation across RL fine-tuning algorithms into shared structural components**. The *Algorithm Explainer* decomposes each algorithm’s objective into a standardized set of components: aggregation, per-token objective, and constraints. This modular decomposition of core RL fine-tuning mechanisms enables a consistent visual representation that precisely highlights cross-algorithm differences, allowing users to compare any two models within the RL fine-tuning family.
3. **An extensible, open-source implementation supporting user-provided training logs and algorithm definitions**. The RL fine-tuning landscape continues to expand, and UNIPO is designed to seamlessly accommodate new training data and algorithms through a unified interface. Users can visualize their own training runs and register new algorithms beyond the five presets using our canonical JSON schema. The schema and open-source implementation are available at <https://github.com/poloclub/uniipo>, enabling UNIPO to grow alongside the evolving RL fine-tuning ecosystem.

2 RELATED WORK

Policy Optimization for LLM Fine-Tuning. Reinforcement Learning has become a primary technique in LLM fine-tuning, both for aligning models with human preferences (RLHF [20]) and for improving reasoning through verifiable rewards [16]. Within RL, policy optimization (PO), which directly optimizes the model from reward signals, has become the dominant family of algorithms for LLM fine-tuning [30]. Inspired by the REINFORCE algorithm [32], Proximal Policy Optimization (PPO) [21] served as the dominant fine-tuning approach for LLM alignment by introducing a learned critic to evaluate the policy at each step, at the cost of training a second model alongside the policy. GRPO [22] eliminates this internal critic by computing a group-relative advantage from G parallel responses. This enabled DeepSeek-R1 [8] to match larger models, establishing GRPO as a dominant RL fine-tuning algorithm. DAPO [34] refines GRPO with per-token importance ratios, asymmetric clipping, and the removal of the KL penalty, reaching state-of-the-art performance in half of the training steps of GRPO. The Dr. GRPO [18] algorithm preserves the core structure of GRPO while normalizing the response length to stabilize performance on longer responses. Each of these algorithms refines its predecessor but is introduced in its own paper with distinct notation, making direct comparison difficult [36, 29].

Visualization Tools for ML Explainability. A growing body of visualization research has created interactive visualization tools that ensure foundational machine learning models remain approachable to non-experts [24, 9, 25]. The CNN Explainer [31] establishes a progressive design pattern, allowing users to explore model mechanisms at varying depths through explicit visualization of all model inputs, intermediate steps, and outputs. The Transformer Explainer [4] extends this approach with in-browser inference, exposing attention and token probabilities. Other tools focus on inspecting specific components of trained models, such as attention patterns [28, 33] and multimodal representations [1]. These tools

focus on exploring inference-time behavior, with limited capacity to convey the training dynamics that allow these models to effectively learn. Practitioner tools such as Weights & Biases or MLflow [35] visualize these training dynamics, but abstract away algorithmic mechanisms in favor of convergence metrics, requiring model implementation and GPU access – both out of reach for non-experts. To our knowledge, no existing tool exposes the hierarchical breakdown of how these RL fine-tuning algorithms derive their model updates through a unified token-level visualization, nor contextualizes each algorithm’s contribution through the evolution of the RL fine-tuning algorithm family.

3 DESIGN GOALS

Through reviewing related works [9, 31, 4] and challenges of communicating RL fine-tuning algorithms to both non-expert and expert audiences, we establish three primary design goals:

- G1. High-level overview of RL fine-tuning training dynamics.** A single RL fine-tuning run produces thousands of training steps across multiple metrics, including reward, loss, and KL divergence. Non-expert users need an approachable entry point to orient themselves to these high-level training dynamics before engaging with token-level mechanics [23, 31]. Monitoring tools like Weights & Biases [3] that track these metrics throughout model training are intimidating to a non-expert audience, and abstract away the underlying mathematics from AI practitioners [9]. UNIPO addresses both audiences through a radial training overview that orients non-experts to the training run while offering practitioners a navigable entry point into specific training steps.
- G2. Expose the token-level computations that connect response groups to gradient updates.** The path from a sampled response group to a gradient update passes through token-level importance ratios and advantages that are obscured in static-text resources. Without observing how these values arise from real training runs, users cannot build an intuition for why specific “correct” responses are reinforced and others are suppressed [24]. Non-experts need straightforward explanations of these computations, while AI practitioners need to be able to connect token-level behavior back to the mathematical notation of each algorithm’s objective function [7]. UNIPO bridges this gap by surfacing the token-level importance ratios and advantages that drive each gradient update, anchoring the corresponding mathematical notation to the concrete values produced during training.
- G3. Contextualize each algorithm within the evolution of the RL fine-tuning family.** State-of-the-art RL fine-tuning algorithms have evolved from targeted improvements to their predecessor’s weaknesses: GRPO removes PPO’s critic model, DAPO introduces dynamic sampling and asymmetric clipping, and Dr. GRPO refines normalization for long responses. Without seeing how each algorithm builds on its predecessors, users cannot contextualize the family’s development [13]. Existing static-text resources require users to manually reconcile notation across literature, a task that is time-consuming for experts [10] and intimidating for newcomers. UNIPO positions each algorithm within the family’s progression, supporting cross-algorithm comparison that renders any two algorithms’ objective functions side-by-side.

4 SYSTEM DESIGN AND IMPLEMENTATION

To operationalize the three design goals from § 3, UNIPO utilizes three distinct connected views: *Training Explorer* (§ 4.1), *Step Inspector* (§ 4.2), and *Algorithm Explainer* (§ 4.3). These views progressively increase in complexity, from a high-level training overview in the *Training Explorer*, to step-level response groups in the *Step Inspector*, to a mathematical decomposition of the active

Inspecting Token-Level Objective (GRPO Step 242)

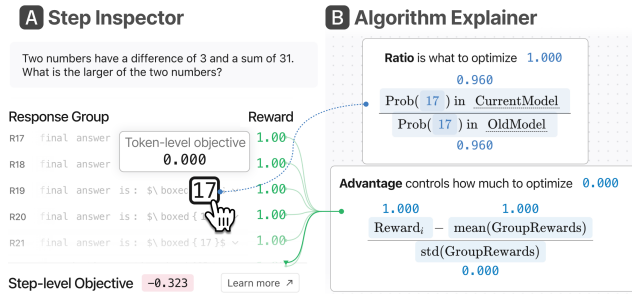


Figure 2: Selecting a token in the (A) **Step Inspector** opens its computation in the (B) **Algorithm Explainer**. Here, “17” receives a token-level objective of 0.000 even though the reward is 1.00. Every response in the group is correct, so the *Advantage* collapses to 0.000. This reveals that GRPO reinforces responses relative to the group, not by correctness alone.

algorithm’s objective function in the *Algorithm Explainer*. This layered design approach allows non-experts to build intuition with the model training dynamics before approaching the underlying mathematics, while AI practitioners can quickly move to comparing the objective functions at the appropriate mathematical depth.

This initial release focuses on five representative PO methods: REINFORCE, PPO, GRPO, DAPO, and Dr. GRPO. Using OpenRLHF, we fine-tune Llama-3.2-1B-Instruct with each of these five algorithms on a math reasoning task from the MATH dataset (~1,000 steps per run). The frontend is built with Svelte and D3, loading a unified JSON training schema to visualize training dynamics directly in the browser.

4.1 Training Explorer

The *Training Explorer* provides users with a high-level overview of the training dynamics across all steps (each step corresponds to one gradient update) of the training run (G1, Fig. 1A). Training metrics are visualized through a radial plot, where each concentric ring represents a metric (e.g., reward, policy loss, KL divergence, clipping behavior) corresponding to the training step’s angular position. We use a radial layout to present the entire training trajectory as a single, unified structure, enabling spatial alignment of multiple metrics and facilitating pattern comparison across steps [6]. To maintain readability at scale, we apply LTTB (Largest-Triangle-Three-Buckets) downsampling [26] to reduce visual clutter while preserving the overall shape and key features of the data. A fish-eye interaction locally expands dense regions of the radial plot, enabling users to inspect and select individual steps while preserving the global trajectory. By allowing side-by-side comparison of up to four of these metrics, users can view the full training dynamics for each of these algorithms.

4.2 Step Inspector

The *Step Inspector* presents the prompt-response group at a selected training step, along with the step-level aggregated objective and its underlying token-level contributions, including rewards and gradients for each response. Responses are visualized as token sequences, with token-level objective values encoded as a color overlay on the text. Lower values are shown in pink, indicating that the model will decrease the probability of those tokens in the next update, while higher values are shown in green, indicating the opposite (Fig. 1B).

While response-level rewards provide a high-level signal of preference, gradient updates in RL fine-tuning are computed at the token level through importance ratios and advantages. By exposing token-level objective values, the *Step Inspector* makes explicit how each token contributes to the final gradient update (Fig. 1B

and Fig. 2A), directly linking sampled responses to parameter updates (G2). Users can select individual tokens to open the *Algorithm Explainer* (§ 4.3), which renders the algorithm’s objective function with the numerical values used to compute the selected token’s gradient. This interaction bridges abstract formulations with implementation-level quantities, letting non-experts build intuition about token-level behavior while allowing practitioners to trace how each value maps to the algorithm’s objective function.

4.3 Algorithm Explainer

The *Algorithm Explainer* uses a modular representation that enables cross-algorithm comparison and contextualizes the active algorithm within the evolution of the RL fine-tuning family (G3). We decompose each step-level objective into *aggregation* terms, *per-token objective* terms, and additional *constraints*, and further break down each *per-token objective* into the *optimization target*, such as the importance ratio, and the *optimization strength*, such as the advantage (Fig. 1C). Because these components recur across RL fine-tuning algorithms, this shared structure enables direct comparison across algorithms while preserving their specific differences.

The view operationalizes this modular representation by presenting the active algorithm’s objective function at multiple levels of complexity. Users can click each component to open an explanation card that connects abstract objective terms with the concrete computations performed at a training step. The *Token-level Objective Card* expands the per-token objective into computations such as the importance ratio and advantage. The *Aggregation Card* traces how these token-level values are pooled across response groups and how they shape the resulting token-level gradients. Hovering over individual terms reveals tooltip explanations that make the mathematical notation accessible to non-expert learners.

Comparison mode enables cross-algorithm comparison at the objective-function level, since direct step-by-step alignment is impractical when each approach samples prompts in a different order. This design makes the evolutionary relationships between algorithms visible without overwhelming non-expert users, remaining accessible to AI practitioners exploring algorithmic differences. When users select a comparison algorithm, the two algorithms’ formulas are rendered vertically within each card, with color coding to mark removed, added, or modified components (Fig. 3). For example, users can compare the differences between the aggregation approaches of DAPO and Dr. GRPO to observe that Dr. GRPO removes DAPO’s response length bias (Fig. 3B). The same JSON schema drives this comparison: components with matching user-defined IDs align their formula and text, while unmatched IDs are highlighted as added or removed.

5 USAGE SCENARIO

We present two UNIPO usage scenarios demonstrating its support for pedagogy and research: (1) an instructor and students explore a counterintuitive training step to build intuition for GRPO’s group-relative reward dynamics (§ 5.1); (2) an AI researcher compares DAPO and Dr. GRPO objectives to design a hybrid algorithm tailored to her training data (§ 5.2).

5.1 Instructor Teaching GRPO via Training Behavior

Professor Quinn is updating his graduate reinforcement learning course to showcase modern applications of RL to LLM fine-tuning. From prior semesters teaching RL fundamentals, he knows that students struggle to build intuition from mathematical notation alone, particularly for newer algorithms where the optimization behavior is not apparent from the objective function alone. Searching for an alternative to static equations on lecture slides, he discovers UNIPO and decides to use it in his next class, focusing on GRPO to help students build intuition for how the algorithm determines which tokens are reinforced during training.

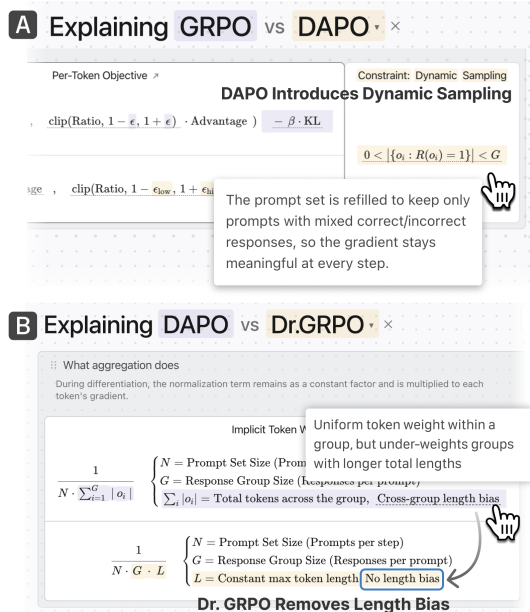
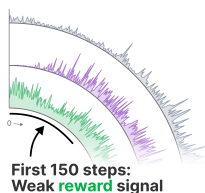


Figure 3: *Algorithm Explainer*'s **Comparison** mode renders two algorithms side-by-side with color-coded differences, revealing evolutionary relationships across policy optimization methods. **(A)** GRPO vs. DAPO surfaces DAPO's added *Dynamic Sampling* constraint, with tooltip explaining it in plain language for non-experts. **(B)** DAPO vs. Dr. GRPO contrasts aggregation strategies, annotating DAPO's cross-group length bias and Dr. GRPO's bias-free normalization.

Surveying training dynamics with the Training Explorer.

During his next lecture, Quinn opens UNIPO and selects the GRPO algorithm from the navigation bar, loading the *Training Explorer* view (Fig. 1A) for the MATH reasoning task. From the metric selector, Quinn enables three rings on the radial plot across the 1,249 steps in the GRPO training logs. In the *Training Explorer* view for this model, **response length** (outermost ring) grows steadily as the model produces longer reasoning chains, **policy clip ratio** (middle ring) rises as the policy drifts, and **reward** (inner ring) shows a weak signal in the first 150 training steps, with high step-to-step variance afterward. He uses this view to teach a key idea: meaningful training signal in GRPO accumulates through distributional shifts that the radial layout makes apparent, even if individual training steps exhibit the step-to-step variance typical of policy gradient methods.



Investigating a counterintuitive training step with Step Inspector.

Quinn clicks on step 242 in the radial plot, opening the *Step Inspector* view (Fig. 2A), which displays the step's prompts and their response groups. He directs the class's attention to Prompt 2: "Two numbers have a difference of 3 and a sum of 31. What is the larger of the two numbers?" Because of the simplicity of this problem, all sampled responses have arrived at the correct answer of 17. He asks the class to predict the token gradients of this response group, with most students predicting a strong positive gradient because of their intuition that high "correctness" should lead to a strong gradient signal. Quinn directs their attention to the response tokens themselves, which appear in white rather than the green reinforcement coloring that students expected (Fig. 2A). The *Step-level Objective* at the bottom of the panel reads -0.323 , but none of this update is coming from prompt 2's tokens. The class is confused: every response is correct, reflecting a reward of 1.00, but the model does not learn from this prompt at all.

Diagnosing the zero-gradient moment with the Algorithm Explainer. To explain what the students just observed, Quinn opens the *Algorithm Explainer* view by clicking on one of the white tokens to reveal the per-token Advantage and Importance Ratio (Fig. 2B). For prompt 2, every response carries a non-zero Importance Ratio, but is scaled against an Advantage of 0.000. Returning to the *Step Inspector* view, Quinn explains that the step-level objective of -0.323 is driven by contributions from other prompts within the step, where the LLM produced a diverse group of responses. This moment reframes the students' intuition on the GRPO algorithm: correct responses are not automatically reinforced, and only responses correct *relative to the group* provide useful updates to the policy.

5.2 Researcher Comparing Algorithms for Training Run

Riley is an AI researcher deciding between using DAPO and Dr. GRPO for training a reasoning model on olympiad-level mathematics. She has implemented GRPO using OpenRLHF before and has monitored training runs via Weights & Biases [3], but each technique frames its modifications relative to GRPO with its own notation, making direct DAPO vs. Dr. GRPO comparison difficult. She discovers UNIPO and decides to use its *Algorithm Explainer* to compare these methods at the objective-function level before committing to a scaled training run.

Comparing objective functions side-by-side. Riley opens UNIPO, selects DAPO from the algorithm navigation bar, and navigates to the *Algorithm Explainer* view. She clicks Dr. GRPO into the comparison slot, rendering both objective functions side-by-side with color-coded modifications (Fig. 3B). Curious about how each algorithm handles aggregation, she expands the aggregation portion of the objective function and sees that Dr. GRPO replaces DAPO's implicit token weight with a constant max token length.

Using UNIPO to determine task-specific suitability. Riley hovers over DAPO's dynamic sampling constraint and reads that DAPO skips response groups where every response is correct or wrong. She connects this with her knowledge of the training data: as the model improves on easier olympiad problems, those prompts will contribute no gradient signal during model training. Returning to the aggregation panel, Riley reads that DAPO's implicit token weight introduces a *cross-group length bias* (Fig. 3B), where a long response in a group of short responses will dominate the group's gradient. Dr. GRPO's *constant max token length* removes this bias, much better suited to the long chain-of-thought solutions in typical olympiad problems.

Integrating a new algorithm into UNIPO. Riley concludes that neither algorithm will fully address her needs: she would like to train a model that has DAPO's sampling efficiency and Dr. GRPO's robust normalization scheme. Since dynamic sampling is a filtering step before the gradient update, she hypothesizes that dynamic sampling could be incorporated into Dr. GRPO's aggregation. Riley decides to prototype this hybrid approach: an insight enabled by UNIPO's side-by-side objective comparison. Since UNIPO is open-source, she plans to contribute her hybrid algorithm and training logs back to the project.

6 CONCLUSION

We introduce UNIPO, the first interactive web-based tool for the RL fine-tuning algorithm family that unifies the explanation of five RL fine-tuning algorithms through three coordinated views. UNIPO connects the high-level training dynamics of these algorithms to the token-level objective computation, making the evolutionary relationships between these algorithms visible without requiring users to manually reconcile the differences. We open-source UNIPO and hope it serves as an extensible platform for the community to contribute new algorithms as the RL fine-tuning landscape rapidly evolves.

REFERENCES

- [1] E. Aflalo, M. Du, S.-Y. Tseng, Y. Liu, C. Wu, N. Duan, et al. VL-InterpreT: An Interactive Visualization Tool for Interpreting Vision-Language Transformers. In *2022 IEEE/CVF Conference on Computer Vision and Pattern Recognition (CVPR)*, pp. 21374–21383. IEEE Computer Society, Los Alamitos, CA, USA, June 2022. doi: 10.1109/CVPR52688.2022.02072 2
- [2] Y. Bai, A. Jones, K. Ndousse, A. Askell, A. Chen, N. DasSarma, et al. Training a helpful and harmless assistant with reinforcement learning from human feedback, 2022. URL: <https://arxiv.org/abs/2204.05862>. 1
- [3] L. Biewald. Experiment tracking with weights and biases, 2020. URL: <https://www.wandb.com/>. 1, 2, 4
- [4] A. Cho, G. C. Kim, A. Karpekov, S. Lee, A. Helbling, B. Hoover, et al. Transformer explainer: Learning llm transformers with interactive visual explanation and experimentation. In *Proceedings of the 2026 CHI Conference on Human Factors in Computing Systems, CHI '26*. Association for Computing Machinery, New York, NY, USA, 2026. doi: 10.1145/3772318.3791725 2
- [5] P. F. Christiano, J. Leike, T. Brown, M. Martic, S. Legg, and D. Amodei. Deep reinforcement learning from human preferences. In I. Guyon, U. V. Luxburg, S. Bengio, H. Wallach, R. Fergus, S. Vishwanathan, et al., eds., *Advances in Neural Information Processing Systems*, vol. 30. Curran Associates, Inc., 2017. 1
- [6] G. M. Draper, Y. Livnat, and R. F. Riesenfeld. A survey of radial methods for information visualization. *IEEE Transactions on Visualization & Computer Graphics*, 15(05):759–776, 2009. 3
- [7] A. Endert, W. Ribarsky, C. Turkey, B. W. Wong, I. Nabney, I. D. Blanco, et al. The state of the art in integrating machine learning into visual analytics. *Computer Graphics Forum*, 36(8):458–486, Mar. 2017. doi: 10.1111/tcgf.13092 2
- [8] D. Guo, D. Yang, H. Zhang, J. Song, P. Wang, Q. Zhu, et al. Deepseek-r1 incentivizes reasoning in llms through reinforcement learning. *Nature*, 645(8081):633–638, 2025. doi: 10.1038/s41586-025-09422-z 1, 2
- [9] F. Hohman, M. Kahng, R. Pienta, and D. H. Chau. Visual analytics in deep learning: An interrogative survey for the next frontiers. *IEEE Transactions on Visualization and Computer Graphics*, 2018. 2
- [10] S. Huang, R. F. J. Dossa, A. Raffin, A. Kanervisto, and W. Wang. The 37 implementation details of proximal policy optimization. In *ICLR Blog Track*, 2022. <https://iclr-blog-track.github.io/2022/03/25/ppo-implementation-details/>. 2
- [11] A. Karpathy. Deep dive into LLMs like ChatGPT. YouTube video, Feb. 2025. <https://www.youtube.com/watch?v=7xTGNNLPyMI>, URL: <https://www.youtube.com/watch?v=7xTGNNLPyMI>. 1
- [12] Y. Kilcher. [GRPO Explained] DeepSeekMath: Pushing the limits of mathematical reasoning in open language models. YouTube video, Jan. 2025. https://www.youtube.com/watch?v=bAWV_yrqx4w, URL: https://www.youtube.com/watch?v=bAWV_yrqx4w. 1
- [13] I. Lakatos, J. Worrall, and E. Zahar, eds. *Proofs and Refutations: The Logic of Mathematical Discovery*. Cambridge University Press, Cambridge and London, 1976. 2
- [14] N. Lambert. Reinforcement learning from human feedback, 2026. URL: <https://arxiv.org/abs/2504.12501>. 1
- [15] N. Lambert, L. Castricato, L. von Werra, and A. Havrilla. Illustrating reinforcement learning from human feedback (rlhf). *Hugging Face Blog*, 2022. <https://huggingface.co/blog/rlhf>. 1
- [16] N. Lambert, J. Morrison, V. Pyatkin, S. Huang, H. Ivison, F. Brahma, et al. Tulu 3: Pushing frontiers in open language model post-training. In *Second Conference on Language Modeling*, 2025. 2
- [17] Y. Lian. Comparative analysis and parametric tuning of ppo, grpo, and dapo for llm reasoning enhancement, 2025. URL: <https://arxiv.org/abs/2512.07611>. 1
- [18] Z. Liu, C. Chen, W. Li, P. Qi, T. Pang, C. Du, et al. Understanding r1-zero-like training: A critical perspective, 2025. URL: <https://arxiv.org/abs/2503.20783>. 2
- [19] E. Lobo, C. Agarwal, and H. Lakkaraju. On the impact of fine-tuning on chain-of-thought reasoning, 2025. URL: <https://arxiv.org/abs/2411.15382>. 1
- [20] L. Ouyang, J. Wu, X. Jiang, D. Almeida, C. Wainwright, P. Mishkin, et al. Training language models to follow instructions with human feedback. In S. Koyejo, S. Mohamed, A. Agarwal, D. Belgrave, K. Cho, and A. Oh, eds., *Advances in Neural Information Processing Systems*, vol. 35, pp. 27730–27744. Curran Associates, Inc., 2022. 1, 2
- [21] J. Schulman, F. Wolski, P. Dhariwal, A. Radford, and O. Klimov. Proximal policy optimization algorithms, 2017. URL: <https://arxiv.org/abs/1707.06347>. 2
- [22] Z. Shao, P. Wang, Q. Zhu, R. Xu, J. Song, X. Bi, et al. Deepseekmath: Pushing the limits of mathematical reasoning in open language models, 2024. URL: <https://arxiv.org/abs/2402.03300>. 2
- [23] B. Shneiderman. The Eyes Have It: A Task by Data Type Taxonomy for Information Visualizations. In *Visual Languages, IEEE Symposium on*, p. 336. IEEE Computer Society, Los Alamitos, CA, USA, Sept. 1996. doi: 10.1109/VL1996.545307 2
- [24] D. Smilkov, S. Carter, D. Sculley, F. B. Viégas, and M. Wattenberg. Direct-manipulation visualization of deep networks, 2017. URL: <https://arxiv.org/abs/1708.03788>. 2
- [25] T. Spinner, U. Schlegel, H. Schäfer, and M. El-Assady. explainer: A visual analytics framework for interactive and explainable machine learning. *IEEE Transactions on Visualization and Computer Graphics*, 26(1):1064–1074, 2020. doi: 10.1109/TVCG.2019.2934629 2
- [26] S. Steinarrson. *Downsampling time series for visual representation*. PhD thesis, 2013. 3
- [27] R. S. Sutton and A. G. Barto. *Reinforcement learning - an introduction, 2nd Edition*. MIT Press, 2018. 1
- [28] J. Vig. A multiscale visualization of attention in the transformer model. In M. R. Costa-jussà and E. Alfonseca, eds., *Proceedings of the 57th Annual Meeting of the Association for Computational Linguistics: System Demonstrations*, pp. 37–42. Association for Computational Linguistics, Florence, Italy, July 2019. doi: 10.18653/v1/P19-3007 2
- [29] Y. Wang, J. Zhao, C. Zhao, S. Guan, G. Penn, and S. Liu. λ -grpo: Unifying the grpo frameworks with learnable token preferences, 2025. URL: <https://arxiv.org/abs/2510.06870>. 2
- [30] Z. Wang, K. Ramnath, B. Bi, S. K. Pentylala, S. Chaudhuri, S. Mehrotra, et al. Reinforcement learning for llm post-training: A survey, 2026. URL: <https://arxiv.org/abs/2407.16216>. 2
- [31] Z. J. Wang, R. Turko, O. Shaikh, H. Park, N. Das, F. Hohman, et al. Cnn explainer: Learning convolutional neural networks with interactive visualization. *IEEE Transactions on Visualization and Computer Graphics*, 27(2):1396–1406, Feb. 2021. doi: 10.1109/tvcg.2020.3030418 2
- [32] R. J. Williams. Simple statistical gradient-following algorithms for connectionist reinforcement learning. *Mach. Learn.*, 8(3–4):229–256, May 1992. doi: 10.1007/BF00992696 2
- [33] C. Yeh, Y. Chen, A. Wu, C. Chen, F. Viégas, and M. Wattenberg. Attentionviz: A global view of transformer attention. *IEEE Transactions on Visualization and Computer Graphics*, 30(1):262–272, Jan. 2024. doi: 10.1109/TVCG.2023.3327163 2
- [34] Q. Yu, Z. Zhang, R. Zhu, Y. Yuan, X. Zuo, Y. Yue, et al. Dapo: An open-source llm reinforcement learning system at scale, 2025. URL: <https://arxiv.org/abs/2503.14476>. 1, 2
- [35] M. A. Zaharia, A. Chen, A. Davidson, A. Ghodsi, S. A. Hong, A. Konwinski, et al. Accelerating the machine learning lifecycle with mlflow. *IEEE Data Eng. Bull.*, 41:39–45, 2018. 2
- [36] Y. Zhang. From GRPO to DAPO and GSPO: What, why, and how. Hugging Face Blog, Aug. 2025. <https://huggingface.co/blog/NormalUhr/grpo-to-dapo-and-gspo>, URL: <https://huggingface.co/blog/NormalUhr/grpo-to-dapo-and-gspo>. 1, 2