

---

# Multi-domain Multi-modal Document Classification Benchmark with a Multi-level Taxonomy

---

Denghao Ma<sup>1</sup> Qing Liu<sup>2</sup> Zulong Chen<sup>2\*</sup> Chuanfei Xu<sup>3</sup>  
Jia Xu<sup>4</sup> Wei Shao<sup>2</sup> Zhibo Yang<sup>2</sup> Zhao Li<sup>5</sup>

<sup>1</sup>Beijing Information Science and Technology University, China <sup>2</sup>Alibaba Group, China

<sup>3</sup>Guangdong Laboratory of Artificial Intelligence and Digital Economy (SZ), China

<sup>4</sup>Guangzhou University, China <sup>5</sup>Zhejiang Lab, China

## Abstract

Document classification forms the backbone of modern enterprise content management, yet existing benchmarks remain trapped in oversimplified paradigms—single domain settings with flat label structures—that bear little resemblance to the hierarchical, multi-modal, and cross-domain nature of real-world business documents. This gap not only misrepresents practical complexity but also stifles progress toward industrially viable document intelligence. To bridge this gap, we construct the first **Multi-level, Multi-domain, Multi-modal document classification Benchmark (MMM-Bench)**. MMM-Bench includes (1) a deeply hierarchical taxonomy spanning five levels that capture the authentic organizational logic of business documentation; and (2) 5,990 real-world multi-modal documents meticulously curated from 12 commercial domains in Alibaba. Each document is manually annotated with a complete hierarchical path by domain experts. We establish comprehensive baselines on MMM-Bench, which consists of open-weight models and API-based models. Through systematic experiments, we identify four fundamental challenges within MMM-Bench and propose corresponding insights. To provide a solid foundation for advancing research in multi-level, multi-domain document classification, we release all of the data and the evaluation toolkit of MMM-Bench at <https://github.com/MMMDC-Bench/MMMDC-Bench>.

## 1 Introduction

Document classification plays a key role in modern enterprise operations [Nakayama et al., 2024], enabling a wide range of applications, such as automated document archiving [Gerek et al., 1999], intelligent information retrieval [Zarri, 1984], and workflow automation [Sheth, 1995]. However, the characteristics of real-world business documents make automatic classification particularly challenging. First, they are **hierarchically structured**: a document typically belongs to multiple nested categories, for instance, an invoice may fall under “financial documents” at the top level, and “utility bills” at the fine-grained level. Second, they are **multi-modal** in nature, integrating diverse content types such as natural language text, tabular data, logos, signatures, and complex visual layouts. Third, they are **multi-domain**, often carrying relevance across multiple domains.

Despite recent advances in hierarchical classification [Goren et al., 2024, Ren et al., 2023] and multi-modal document understanding [Bai et al., 2023, Tu et al., 2023], no existing benchmark jointly incorporates hierarchical taxonomies, multi-modal content, and multi-domain scenarios within a single corpus. For example, *RVL-CDIP* [Larson et al., 2022] provides document images but assumes flat, mutually exclusive categories. *DocLayNet* [Pfitzmann et al., 2022] and *PubLayNet* [Zhong et al., 2019] focus on layout understanding but remain confined to single domains with coarse-grained labels.

---

\*indicates project leader.

*NYT Corpus* [Sandhaus, 2008] is text-only and restricted to the news domain. *Web of Science* [Rad and Bahaghighat, 2024] focuses on text-centric scientific publications. Therefore, there is an urgent need for a benchmark that reflects the complexity of real business documents, supporting **hierarchical** classification of **multi-modal** documents **across domains**.

To meet this need, we construct **MMM-Bench**, the first **M**ulti-grained, **M**ulti-domain, **M**ulti-modal document classification **B**enchmark, developed at Alibaba to capture real-world industrial complexity. **MMM-Bench** offers four key components:

- **Hierarchical taxonomy.** The taxonomy consists of five levels: L1 (Business Function) captures the document’s primary purpose; L2 (Business Object) identifies the transacted entity; L3 (Business Stage) encodes its temporal position within a workflow; L4 (Business Form) specifies its structural template; and L5 (Document Class) defines its technical typology. This progressive refinement enables fine-grained evaluation while maintaining semantic coherence across the hierarchy.
- **Multi-modal corpus.** We collect 5,990 real-world documents from 12 domains in Alibaba. Each document contains rich multi-modal information including scanned images, tables, and text. Every document is manually annotated by domain experts with a complete hierarchical path, enabling systematic evaluation of models on hierarchical classification and fine-grained discrimination.
- **Comprehensive model toolkit.** We integrate 10+ state-of-the-art models into a unified toolkit with one-command installation and deployment, spanning from open-weight large models to API-based large models. This enables researchers to benchmark across diverse architectures without tedious environment setup or code adaptation.
- **Key challenge&diagnostic insights.** Systematic evaluation unveils four fundamental challenges that define the frontier of this task: *Semantic discrimination difficulty for fine-grained categories*, *domain-sensitive performance fragility*, *cross-modal utilization failure*, and *sample distribution imbalance*. For these challenges, we provide technical and targeted insights.

Our key contributions are summarized as follows:

- We construct a five-level document taxonomy to capture authentic business logic, departing fundamentally from the flat, single-domain category spaces of existing benchmarks.
- We curate 5,990 real-world multi-modal documents with expert-annotated hierarchical paths, capturing genuine industrial document distributions.
- We integrate 10+ state-of-the-art models (open-weight and API-based) into a unified toolkit with one-command installation and deployment.
- We uncover four key challenges by systematic experiments and offer research insights, providing researchers with clear problem formulations and actionable directions for future work.

## 2 Related Work

### 2.1 Document Classification Benchmarks

We categorize existing document classification benchmarks into three types based on their label structure and domain characteristics: flat-label, layout-aware, and hierarchical benchmarks.

**Flat-label Benchmarks.** Early document classification benchmarks use flat, mutually exclusive category structures that treat each document as belonging to a single class without hierarchical dependencies. For example, *RVL-CDIP* [Larson et al., 2022] remains one of the most widely used benchmarks, containing 400,000 document images across 16 flat categories. While its scale and diversity have made it a standard for evaluating document image classification, its flat label space fails to capture the nested hierarchical categorization inherent in real-world document management. *Tobacco3482* [Kumar et al., 2014] provides 3,482 document images from the tobacco industry, annotated with 10 flat categories. Despite its real-world origins, its limited scale and domain specificity restrict its utility for general-purpose document classification research. *DocumentNet* [Yu et al., 2023] aggregates multiple document datasets into a unified benchmark with 20 flat categories, but inherits the flat-label limitations of its constituent datasets.

**Layout-aware Benchmarks.** Recognizing the importance of visual layout in document understanding, several benchmarks introduce pixel-level layout annotations. For example, *DocLayNet* [Pfitzmann et al., 2022] provides 80,000 manually annotated document pages with bounding box annotations for 11 layout elements. However, its focus is on layout segmentation rather than document classification, and its documents are drawn primarily from public sources (patents, scientific papers, manuals) with limited domain diversity. *PubLayNet* [Zhong et al., 2019] offers 360,000 document

Table 1: Comparison of MMM-Bench with existing document classification benchmarks.

Benchmark	Scale	Levels	Multi-modal	Multi-domain	Primary Task
<i>RVL-CDIP</i>	400k	1 (flat)	✓ (image)	✗	Image classification
<i>Tobacco3482</i>	3.5k	1 (flat)	✓ (image)	✗	Image classification
<i>DocLayNet</i>	80k	1 (flat)	✓ (layout)	✗	Layout segmentation
<i>PubLayNet</i>	360k	1 (flat)	✓ (layout)	✗	Layout segmentation
<i>WikiSection</i>	100k	2	✗ (text-only)	✗	Article section classification
<i>NYT Corpus</i>	1.8M	4	✗ (text-only)	✗	News topic classification
<i>LEDGAR</i>	90k	2	✗ (text-only)	✗	Clause classification
<i>Web of Science</i>	46k	3	✗ (text-only)	✗	Publication classification
<b>MMM-Bench</b>	<b>5.9k</b>	<b>5</b>	✓ (text+layout+vision)✓		<b>Hierarchical classification</b>

pages from PubMed Central with layout annotations for 5 element types. While its scale is impressive, it is confined to scientific publications, limiting its applicability to business document classification. *PRIMA Layout dataset* [Antonacopoulos et al., 2009] and *TableBank* [Li et al., 2020] focus on layout analysis tasks rather than hierarchical classification, and operate within narrow domains (historical documents and academic tables, respectively).

**Hierarchical Benchmarks.** Hierarchical document classification benchmarks remain scarce, particularly those combining hierarchy with multi-modal content. For example, *WikiSection* [Arnold et al., 2019] provides Wikipedia articles with a two-level hierarchy (31 top-level categories, 650 fine-grained sections). However, it is text-only and focuses on article sections rather than complete documents, limiting its relevance to document classification tasks. *NYT Corpus* [Sandhaus, 2008] offers news articles with a hierarchical topic taxonomy, but is text-only and restricted to the news domain. *LEDGAR* [Tugener et al., 2020] contains 90,000 legal contract clauses annotated with a two-level hierarchy of 100 categories. While it demonstrates the value of hierarchical classification in a specialized domain, its focus on clause-level rather than document-level classification, combined with its narrow legal domain, limits broader applicability. *Web of Science* [Rad and Bahaghighat, 2024] provides a hierarchical classification dataset for scientific publications, but like *WikiSection* and *NYT*, it is a text-only and domain-specific dataset.

## 2.2 Summary and Positioning

Table 1 summarizes the key characteristics of existing document classification benchmarks. **Flat-label benchmarks** assume flat, mutually exclusive categories that fail to capture real-world document hierarchies. **Layout-aware benchmarks** provide rich layout annotations and are designed for layout analysis rather than hierarchical classification. **Hierarchical benchmarks** offer hierarchical structures but are confined to specific domains (news, legal, scientific) and lack multi-modal content. To the best of our knowledge, no benchmark simultaneously provides: (1) a deeply hierarchical taxonomy, (2) multi-modal content spanning text, layout, and visual information, and (3) multi-domain coverage.

MMM-Bench is the first benchmark to encompass these three critical dimensions, thereby capturing the inherent complexity of real-world document classification. First, it provides a deeply hierarchical taxonomy with five levels, capturing the authentic granularity of business document organization. Second, it offers multi-modal richness, with documents containing text, layout structures, visual elements, and tables, enabling systematic evaluation of multi-modal models. Third, it ensures cross-domain coverage, spanning 12 domains at Alibaba to capture real-world document diversity.

## 3 MMM-Bench

In this section, we introduce **MMM-Bench** by detailing its multi-level hierarchical taxonomy, multi-modal corpus, and rigorous annotation and quality control procedures.

### 3.1 Hierarchical Taxonomy

The taxonomy is based on industry standards and refined with Alibaba’s content management team to reflect real-world business operations.

•**Level 1: Business Function.** It partitions the document space according to the primary business function to which a document belongs. It answers the question: “Which business function does this

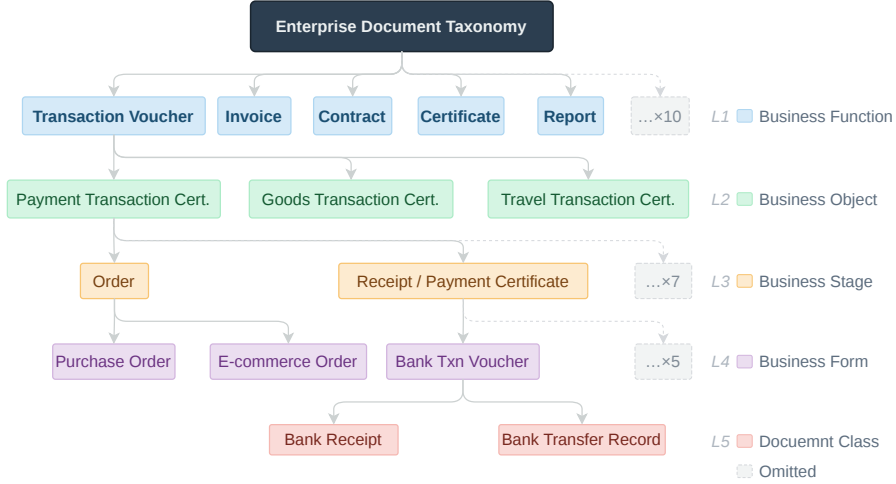


Figure 1: An example of the hierarchical taxonomy.

document serve?” Examples include Transaction Voucher, Invoice, Contract, Certificate, and Report. It aims to navigate the enterprise document landscape from a macro-business perspective.

•**Level 2: Business Object.** It refines the classification by identifying the core business object that the document records, answering the question: “What type of object does this document capture?” For instance, under the Transaction Voucher function, documents may be categorized by objects such as Goods, Payment, or Travel. It distinguishes documents based on the nature of the transacted entity.

•**Level 3: Business Stage.** It specifies the business stage at which the document is generated or used within a transaction lifecycle. It answers the question: “At which stage of the business process does this document appear?” Distinctions are made between initiating documents (e.g., Order) and confirming documents (e.g., Receipt/Payment Certificate).

•**Level 4: Business Form.** It introduces the concrete business form or template that a document follows, and answers the question: “Which specific business form template does this document instantiate?” Examples include Purchase Order, E-commerce Order, and Bank Transaction Voucher. It bridges the gap between abstract process roles and tangible document artifacts, grouping documents that share a common structural schema.

•**Level 5: Document Class.** It defines the technical classification of a document, and answers the question: “To which technical document class does this document belong?” Examples under Bank Transaction Voucher include Bank Receipt and Bank Transfer Record.

Table 2: Statistics of MMM-Bench hierarchical taxonomy.

Domain	$L_1$	$L_2$	$L_3$	$L_4$	$L_5$	Samples
FIN (Finance and Accounting)	10	18	11	2	0	578
TAX (Taxation)	11	26	20	4	0	839
INVEST (Investment and Financing)	11	25	21	16	4	1168
LEGAL (Legal and Litigation)	10	22	37	10	3	1107
HR (Human Resources)	10	17	42	2	0	957
PROCURE (Procurement and Bidding)	11	27	54	4	0	1545
CORP (Corporate Governance)	10	19	22	2	0	744
REALESTATE (Real Estate and Leasing)	10	20	35	2	0	1018
TECH (Technology and Intellectual Property)	11	14	28	3	0	939
CONSTRUCT (Construction and Engineering)	10	20	15	2	0	705
LOGISTICS (Logistics and Transportation)	11	19	11	2	0	612
MARKETING (Marketing and Media)	10	20	27	2	0	807

The taxonomy follows a strict tree structure where each node has a single parent, while leaf nodes can be located at L2, L3, L4, or L5 levels. An example of the taxonomy is shown in Figure 1. Additionally, a document may belong to multiple domains, because a single business transaction often spans multiple domains. Table 2 presents the statistics of the hierarchical taxonomy.

Table 3: Multi-modal characteristics of MMM-Bench document collection. We report four categories of modality features.

Feature	Count	Percentage
<b>Text content</b>		
Documents with text	5,977	99.78%
Avg. text length (tokens)	450	—
<b>Tabular content</b>		
Documents containing tables	2,924	48.9%
Avg. tables per document	0.76	—
<b>Visual elements</b>		
Documents with logos	453	7.6%
Documents with stamps/seals	1,677	28.1%
Documents with signatures	370	6.2%
Documents with color images	410	6.9%
<b>Layout complexity</b>		
Single-column layout	5,806	96.9%
Multi-column layout	38	0.6%
Mixed/Complex layout	131	2.2%

Table 4: Basic statistics of MMM-Bench.

Statistic	Value
Total documents	5,990
<b>Visual Tokens</b>	
Average visual tokens per document	1,232
Median visual tokens per document	1,247
Maximum visual tokens per document	1,280
<b>Text Tokens</b>	
Average text tokens per document	450
Median text tokens per document	430
Maximum text tokens per document	2,215
<b>Area Px</b>	
Average area px per document	1,646,553
Median area px per document	1,416,000
Maximum area px per document	8,133,600
<b>Document language</b>	
English	60 (1.0%)
Chinese	5,711 (95.3%)
Mixed	158 (2.6%)
Spanish	25 (0.4%)
Portuguese	20 (0.3%)

### 3.2 Multi-modal Document Collection

We curate 5,990 real-world multi-modal documents from internal and anonymized repositories within Alibaba, ensuring a high degree of industrial authenticity. The collection process is guided by two principles: **multi-domain diversity** and **multi-modal richness**.

- **Multi-domain diversity.** Documents span 12 distinct domains: FIN, TAX, INVEST, LEGAL, HR, PROCURE, CORP, REAL ESTATE, TECH, CONSTRUCT, LOGISTICS and MARKETING.

- **Multi-modal richness.** Each document inherently contains a mixture of modalities: (1) **natural language text**, including both structured and unstructured content; (2) **tabular data**, with varying degrees of complexity and formatting; (3) **visual elements**, such as logos, signatures, and photographs; and (4) **complex layouts**, ranging from single-column narratives to multi-column forms with nested tables. The details of the multi-modal richness are reported in Table 3, and the other statistics of the collection are shown in Table 4.

### 3.3 Annotation and Quality Control

Each document is assigned a complete hierarchical path. Given the complexity of the taxonomy and the multi-modal nature of the data, we employ a team of five domain experts. Inspired by the work [Tang et al., 2024, Deng et al., 2009], the annotation workflow consists of three main stages:

- 1. Pre-annotation and guideline development.** Before full-scale annotation, a subset of 500 documents is used to develop a comprehensive annotation guideline which defines the boundaries of each node. Pre-annotation is performed by two senior experts who also act as arbiters in later stages.

- 2. Expert annotation.** Each document is independently annotated by three domain experts. Annotators are provided with the complete document information, and are tasked with selecting the correct path through the five-level taxonomy.

- 3. Quality control and adjudication:** After the initial annotation, we conduct a rigorous quality control process. Annotations from three experts are compared. For documents where the three annotations agreed, the label is accepted. For the documents where there is a disagreement, the two senior experts, who had led the pre-annotation phase, act as an adjudicator to resolve the conflict.

**Data Splits.** The dataset of 5,990 documents is randomly split into training (70%), validation (10%), and test (20%) sets, ensuring a stratified split to preserve the hierarchical and domain-specific distribution across all subsets. This ensures a fair evaluation and prevents data leakage.

## 4 Experiments

### 4.1 Experimental Setup

**Task definition.** Given a multi-modal document  $d$ , models are required to predict its labels in the five-level hierarchical taxonomy. We evaluate performance at each level to measure granularity-aware classifications. Additionally, we assess models’ generalization ability across different domains.

Table 5: Overall classification performance on MMM-Bench. Significance is tested on the best-performing model of each metric and † denotes  $p < 0.05$ .

Model	Accuracy @ Level (%)					Macro-F1 @ Level (%)					HF1
	L1	L2	L3	L4	L5	L1	L2	L3	L4	L5	
<i>Weights Models</i>											
Qwen2.5-VL-7B	65.78†	23.25†	5.61†	0.00†	0.00†	47.03†	18.75†	6.39†	0.00†	0.00†	6.66†
Qwen3-VL-8B	68.78†	30.53†	11.90†	12.75†	0.00†	69.87†	37.63†	11.26†	14.51†	0.00†	14.40†
Qwen-3.5-9B	89.11†	66.32†	41.75†	39.22†	13.33†	79.80†	67.09†	41.02†	38.82†	20.00†	38.69†
Qwen-3.5-27B	93.40	77.19	57.91	57.84	53.33	82.18	76.10	56.88	57.74	50.00	51.75
Qwen-3.5-35B-A3B	91.68†	72.19†	50.62†	49.02†	53.33	80.33†	70.40†	49.53†	51.89	58.93	45.38†
<i>API Models</i>											
Claude-Opus-4.5	95.63	82.98	71.04†	77.45	80.00	84.39	79.67	69.74†	77.13	75.00	61.59†
Claude-Opus-4.6	95.11	83.77	74.07†	71.57†	86.67	84.07	81.89	73.23†	71.40†	87.50	64.01
GPT-5.2	94.00†	78.07†	62.18†	69.61†	93.33	83.27	75.97†	60.59†	68.16†	95.00	54.35†
GPT-5.4	94.60†	80.18†	64.42†	75.49	86.67	85.98	78.11	62.00†	75.10†	87.50	55.85†
Qwen-3-VL235B-A22B	91.51†	71.14†	52.19†	57.84†	20.00†	85.00	71.83†	51.99†	57.53†	21.43†	48.13†
Qwen-3.6-plus	89.02†	76.84†	63.08†	60.78†	26.67†	82.32†	77.38†	64.51†	63.96†	36.67†	58.26†
Gemini-3.1-Pro-Preview	95.80	83.51	77.22	80.39	80.00	86.10	79.94	75.91	80.14	75.00	64.98
MiniMax-M2.7	92.37†	76.4†	56.23†	49.02†	20.00†	81.30†	76.14†	58.54†	48.62†	26.67†	51.36†
GLM-5	73.24†	67.19†	60.72†	49.02†	13.33†	77.81†	74.23†	63.95†	56.23†	20.00†	54.67†
Kimi-K2.5	94.08†	79.21†	65.32†	53.92†	46.67	84.04	76.62†	64.59†	53.27†	51.67†	57.06†

**Evaluation metrics.** We use standard classification metrics: *Accuracy* and macro-averaged *F1-score* (macro-F1) [Sokolova and Lapalme, 2009] at each level of the hierarchy. For the overall evaluation, we compute a *Hierarchical F1-score* (HF1) [Kowsari et al., 2017] that accounts for the correctness of the entire predicted path from the root to the leaf.

**Baseline models.** Our evaluation focuses on general-purpose large models to assess their zero-shot and fine-tuned capabilities on MMM-Bench. Accordingly, we select two architectural paradigms:

- **Open-weight models.** We choose several representative open-weight models, e.g., Qwen2.5-VL-7B [Qwen et al., 2025], Qwen3-VL-8B [Yang et al., 2025], Qwen-3.5-9B/27B/35B-A3B .

- **API-based models.** We also evaluate state-of-the-art commercial API models, e.g., CLAUDE-OPUS (v4.5, v4.6) [Waples, 2026], GPT-5 (v5.2, v5.4) [León, 2026], Qwen-3-VL235B-A22B, Qwen-3.6-plus, Gemini-3.1-Pro-Preview [Google AI, 2024], MiniMax-M2.7 [MiniMax, 2026], GLM-5 [GLM-5-Team et al., 2026], and Kimi-K2.5 [Yong et al., 2026].

**Implementation details.** We leverage unified inference settings within each model family. For API models, we set *temperature* = 0.1 and *top\_p* = 0.8, while other parameters (e.g., *top\_k*, *max\_new\_tokens*, and image resolution) are left as default. For open-weight models, we use the following settings across all checkpoints: *image\_resolution* = 262, 144, *cutoff\_len* = 20, 480, *max\_new\_tokens* = 256, *temperature* = 0.1, *top\_p* = 0.8, *top\_k* = 50, *num\_beams* = 1, and *repetition\_penalty* = 1.0. Other details are shown in the Section of Appendices. The difference between models is statistically significant (paired t-test,  $p < 0.05$ ) [Xu et al., 2017], as indicated by †.

## 4.2 Experimental Results and Analysis

Based on our proposed benchmark and a diverse set of baseline models, we conduct extensive empirical analyses that reveal four critical challenges. For each challenge, we provide a concrete insight and propose viable technical pathways to guide future research.

### 4.2.1 Challenge One: Semantic Discrimination Difficulty for Fine-Grained Categories

Table 5 presents the overall experimental results. It can be seen that models perform better at L1 and L2 than at L3, L4 and L5. This is because the higher-level categories (L1: Business Function, L2: Business Object) correspond to broad, well-differentiated concepts that are relatively easy to recognize from documents. In contrast, L3 (Business Stage), L4 (Business Form), and L5 (Document Class) involve finer distinctions. For example, at L3, models must differentiate between an initiating document (e.g., a Purchase Order) and a confirming document (e.g., a Payment Receipt). But models often struggle to demarcate semantic boundaries between fine-grained categories.

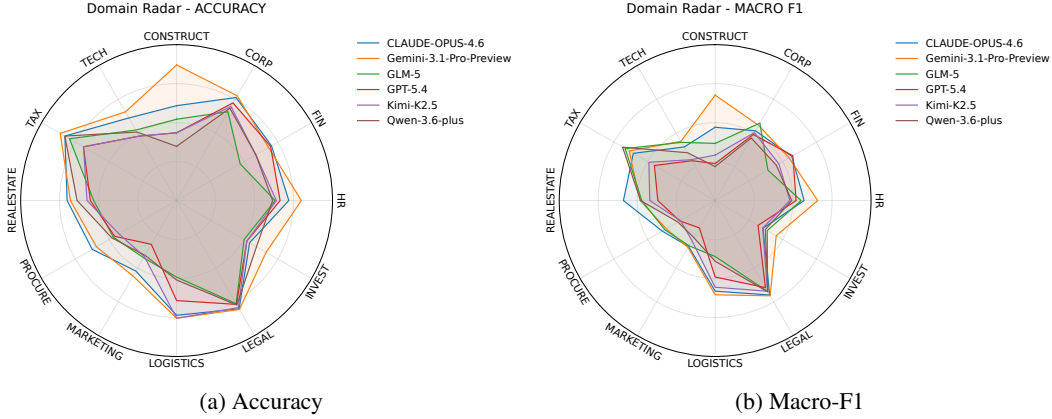


Figure 2: The performance of API-based large models with different domains.

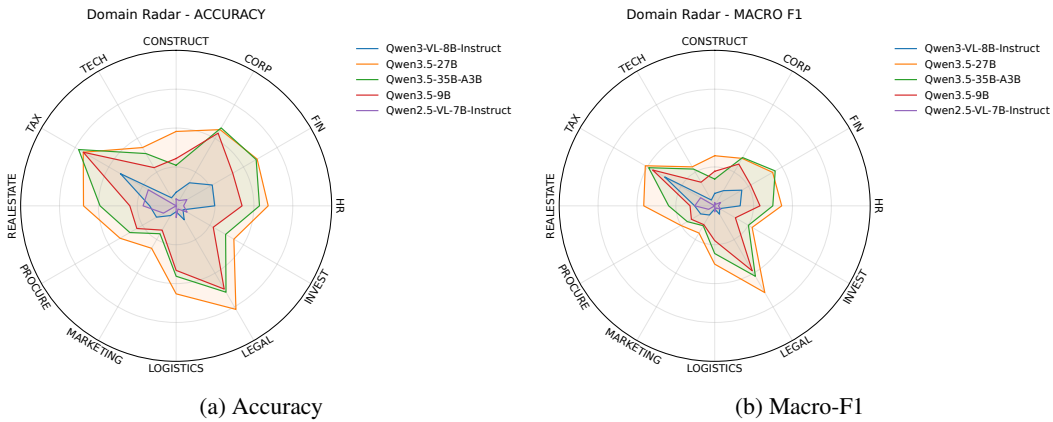


Figure 3: The performance of open-weight large models with different domains.

**Insight: joint hierarchical training.** We argue that future models should be trained under a joint hierarchical objective. The core idea is to explicitly co-optimize models for all granularity levels simultaneously, from L1 down to L5 within a unified architecture. This method aims to forge feature representations that are not merely adequate for any single level, but are holistically discriminative across the entire hierarchy. This approach seeks to transform the representational conflict into a synergistic learning process, thereby mitigating the performance degradation at fine granularity.

#### 4.2.2 Challenge Two: Domain-Sensitive Performance Fragility

Figure 2 and 3 show the performance of API-based and open-weight models in different domains. It can be seen that models generally achieve the highest performance in the LEGAL domain, followed by CORP and TAX domains, while struggling more in the CONSTRUCT and MARKETING domains. This trend reveals that model performance is closely tied to domain-specific characteristics. The LEGAL domain benefits from highly structured, text-dense documents with distinctive legal terminology. In contrast, the MARKETING domain, comprising diverse forms, reports, and certificates with highly variable layouts and sparse textual cues, presents a greater challenge.

**Insight: domain-adaptive modeling.** To address the above challenge, future work can shift from a “domain-agnostic” to a “domain-adaptive” design paradigm, enabling models to perceive the intrinsic characteristics of document domains and dynamically adjust their inference mechanisms. Specifically, viable technical pathways include: (1) adopting domain-adversarial training to decouple domain-invariant essential representations from domain-specific stylistic representations; (2) introducing meta-learning or prompt-learning frameworks for rapid few-shot adaptation to new document domains; and (3) designing mixture-of-experts based domain-adaptive architectures, where a router network dynamically activates expert modules to match the input document’s domain.

Table 6: Modality ablation results (Macro-F1, %) across hierarchical levels.

Model	Text	Image	Layout	L1	L2	L3	L4	L5	HF1
Qwen2.5-VL-7B-SFT	✓	✓	✓	91.27	89.05	86.69	93.58	<u>96.43</u>	83.98
	✓	-	✓	84.96	87.15	85.70	80.62	87.86	81.21
	-	✓	-	81.43	73.78	69.06	90.37	86.67	68.50
	✓	✓	-	89.73	93.37	92.41	95.03	95.00	88.46
	✓	-	-	<u>97.36</u>	<u>96.27</u>	<u>94.85</u>	<u>97.52</u>	87.50	<u>93.20</u>
Qwen3-VL-8B-SFT	✓	✓	✓	92.17	91.18	90.16	90.76	<u>96.43</u>	86.80
	✓	-	✓	85.78	88.73	88.73	81.15	83.10	84.04
	-	✓	-	92.05	84.71	79.27	92.18	95.00	78.52
	✓	✓	-	92.93	95.08	95.06	97.74	95.00	92.74
	✓	-	-	<u>98.44</u>	<u>96.39</u>	<u>95.66</u>	<u>99.17</u>	95.00	<u>94.17</u>
Qwen3.5-9B-SFT	✓	✓	✓	91.62	92.17	89.37	93.75	96.43	86.79
	✓	-	✓	88.28	87.04	86.13	88.35	92.86	82.86
	-	✓	-	89.63	86.86	81.56	90.26	80.36	79.28
	✓	✓	-	94.80	92.07	90.46	91.08	95.00	88.03
	✓	-	-	<u>95.07</u>	<u>94.94</u>	<u>94.68</u>	<u>96.15</u>	<u>100.00</u>	<u>92.88</u>

### 4.2.3 Challenge Three: Cross-Modal Utilization Failure

We employ supervised fine-tuning (SFT) [Ye et al., 2025] on Qwen2.5-VL-7B, Qwen3-VL-8B, and Qwen3.5-9B to examine their capacity for leveraging different modalities, and show the experimental results in Table 6. In the table, “✓” denotes that a given modality is included as the input of models, while “-” denotes that it is excluded. We can see that for the Qwen2.5-VL-7B-SFT, Qwen3-VL-8B-SFT, and Qwen3.5-9B-SFT models, the text-only configuration outperforms all other configurations that include one or more additional modalities. This illustrates that current models, under standard SFT, fail to benefit from additional modalities, i.e., cross-modal utilization failure.

**Insight: cross-modal attention mechanisms.** For the above challenge, we argue that future models should move beyond simple modality concatenation or shallow fusion strategies and instead develop more sophisticated cross-modal attention architectures. As a result, models can dynamically weigh the relevance of each modality on a per-instance and per-level basis, and suppress noisy or uninformative modal signals, while amplifying complementary information. Specifically, viable technical pathways include: (1) cross-modal gated attention, where learnable gates control the information flow from each modality before fusion; (2) hierarchy-aware cross-modal attention, which adapts attention patterns according to the granularity level (e.g., relying more on vision at coarse levels and text at fine levels); and (3) iterative cross-modal refinement, where modalities alternately refine each other’s representations through multiple interaction cycles.

### 4.2.4 Challenge Four: Sample Distribution Imbalance

We categorize all document instances into three groups based on the number of samples  $n$ : Head (top 20%,  $n \geq 500$ ), Middle (middle 60%,  $100 \leq n < 500$ ), and Tail (bottom 20%,  $n < 100$ ). The statistical results are shown in Figure 4. It can be seen that of the 15 L1 categories, 8 are classified into the Tail group, 4 into the Middle group, and the remaining 3 into the Head group, which confirms the long-tailed nature of MMM-Bench. Besides, Table 7 reports the performance of Qwen3.5-9B-SFT across the three groups. The performance in the Tail group is lower than that in the Head and Middle groups. This illustrates that models struggle to cope with the sample distribution imbalance problem.

Table 7: Performance of Qwen3.5-9B-SFT on Head, Middle, and Tail groups.

Class Group	Condition	Avg. Samples	Macro-F1
Head	$n \geq 500$	1,368	92.1%
Middle	$100 \leq n < 500$	358	87.7%
Tail	$n < 100$	54	60.2%

**Insight: hierarchical knowledge transfer.** To address this challenge, we argue that future models should leverage hierarchical knowledge transfer, i.e., explicitly exploiting the semantic relationships between coarse and fine-grained categories to mitigate data imbalance. Specifically, viable technical pathways include: (1) hierarchical parameter sharing, where lower-level classifiers share or inherit parameters from higher-level ones, enabling few-shot tail categories to benefit from well-learned

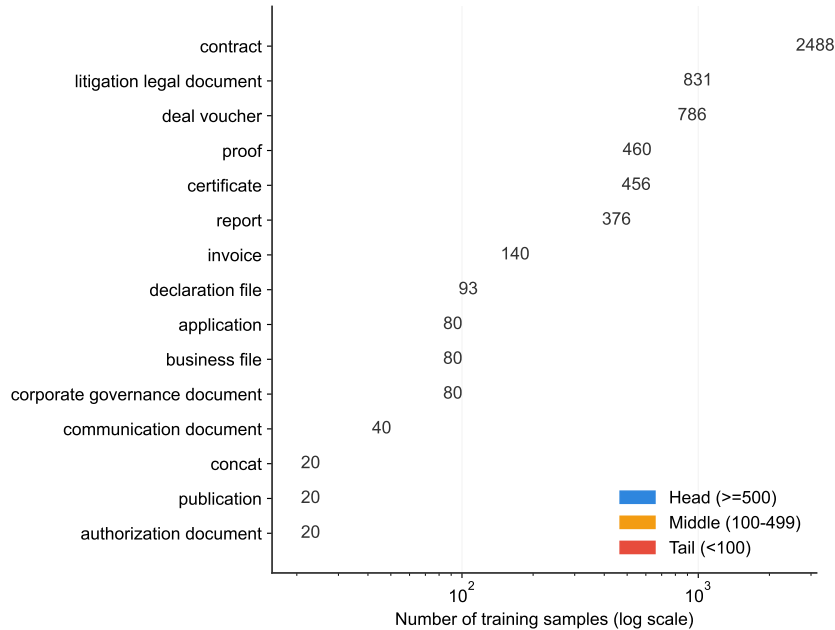


Figure 4: Long-tailed distribution of training samples at L1 level.

coarse-grained representations; (2) hierarchical contrastive learning, which enforces that embeddings of fine-grained categories respect the taxonomic structure, pulling together semantically related classes across levels while separating distinct ones; and (3) hierarchical data augmentation, where synthetic samples for tail categories are generated by perturbing or interpolating coarse-grained representations from parent nodes.

## 5 Conclusion

We introduce MMM-Bench, the first benchmark that jointly captures multi-level taxonomy, multi-domain coverage, and multi-modal content for document classification. Unlike existing benchmarks trapped in flat labels or single-domain settings, MMM-Bench features a five-level taxonomy spanning 12 real-world domains with 5,990 expert-annotated documents. Systematic evaluation of 10+ state-of-the-art models reveals four fundamental challenges: semantic discrimination difficulty for fine-grained categories, domain-sensitive performance fragility, cross-modal utilization failure, and sample distribution imbalance. For these challenges, we propose insights: joint hierarchical training, domain-adaptive modeling, cross-modal attention mechanisms, and hierarchical knowledge transfer. The challenges and insights provide researchers with clear problem formulations and actionable directions for future work. Our current experiments focus exclusively on large language models, and we have not evaluated non-large-model approaches. Evaluating such methods constitutes an important direction for future work.

## References

- Apostolos Antonacopoulos, David Bridson, Christos Papadopoulos, and Stefan Pletschacher. A realistic dataset for performance evaluation of document layout analysis. In *2009 10th International Conference on Document Analysis and Recognition*, pages 296–300, 2009.
- Sebastian Arnold, Rudolf Schneider, Philippe Cudré-Mauroux, Felix A. Gers, and Alexander Löser. Sector: A neural model for coherent topic segmentation and classification. *Transactions of the Association for Computational Linguistics*, 7:169–184, 2019. doi: 10.1162/tac\\_\\_a\\_\\_00261.
- Haoli Bai, Zhiguang Liu, Xiaojun Meng, Wentao Li, Shuang Liu, Yifeng Luo, Nian Xie, Rongfu Zheng, Liangwei Wang, Lu Hou, Jiansheng Wei, Xin Jiang, and Qun Liu. Wukong-reader: Multi-modal pre-training for fine-grained visual document understanding. In Anna Rogers, Jordan L. Boyd-Graber, and Naoaki Okazaki, editors, *Proceedings of the 61st Annual Meeting of the Association for Computational Linguistics (Volume 1: Long Papers)*, ACL 2023, Toronto, Canada, July

- 9-14, 2023, pages 13386–13401. Association for Computational Linguistics, 2023. doi: 10.18653/V1/2023.ACL-LONG.748. URL <https://doi.org/10.18653/v1/2023.acl-long.748>.
- Jia Deng, Wei Dong, Richard Socher, Li-Jia Li, Kai Li, and Li Fei-Fei. Imagenet: A large-scale hierarchical image database. In *2009 IEEE Computer Society Conference on Computer Vision and Pattern Recognition (CVPR 2009), 20-25 June 2009, Miami, Florida, USA*, pages 248–255. IEEE Computer Society, 2009. doi: 10.1109/CVPR.2009.5206848. URL <https://doi.org/10.1109/CVPR.2009.5206848>.
- Ömer Nezi̇h Gerek, A. Enis Çetin, Ahmed H. Tewfik, and Volkan Atalay. Subband domain coding of binary textual images for document archiving. *IEEE Trans. Image Process.*, 8(10):1438–1446, 1999. doi: 10.1109/83.791969. URL <https://doi.org/10.1109/83.791969>.
- GLM-5-Team, :, Aohan Zeng, Xin Lv, Zhenyu Hou, Zhengxiao Du, Qinkai Zheng, Bin Chen, Da Yin, Chendi Ge, Chenghua Huang, Chengxing Xie, Chenzheng Zhu, Congfeng Yin, Cunxiang Wang, Gengzheng Pan, Hao Zeng, Haoke Zhang, Haoran Wang, Huilong Chen, Jiajie Zhang, Jian Jiao, Jiaqi Guo, Jingsen Wang, Jingzhao Du, Jinzhu Wu, Kedong Wang, Lei Li, Lin Fan, Lucen Zhong, Mingdao Liu, Mingming Zhao, Pengfan Du, Qian Dong, Rui Lu, Shuang-Li, Shulin Cao, Song Liu, Ting Jiang, Xiaodong Chen, Xiaohan Zhang, Xuancheng Huang, Xuezhen Dong, Yabo Xu, Yao Wei, Yifan An, Yilin Niu, Yitong Zhu, Yuanhao Wen, Yukuo Cen, Yushi Bai, Zhongpei Qiao, Zihan Wang, Zikang Wang, Zilin Zhu, Ziqiang Liu, Zixuan Li, Bojie Wang, Bosi Wen, Can Huang, Changpeng Cai, Chao Yu, Chen Li, Chengwei Hu, Chenhui Zhang, Dan Zhang, Daoyan Lin, Dayong Yang, Di Wang, Ding Ai, Erle Zhu, Fangzhou Yi, Feiyu Chen, Guohong Wen, Hailong Sun, Haisha Zhao, Haiyi Hu, Hanchen Zhang, Hanrui Liu, Hanyu Zhang, Hao Peng, Hao Tai, Haobo Zhang, He Liu, Hongwei Wang, Hongxi Yan, Hongyu Ge, Huan Liu, Huanpeng Chu, Jia’ni Zhao, Jiachen Wang, Jiajing Zhao, Jiamin Ren, Jiapeng Wang, Jiabin Zhang, Jiayi Gui, Jiayue Zhao, Jijie Li, Jing An, Jing Li, Jingwei Yuan, Jinhua Du, Jinxin Liu, Junkai Zhi, Junwen Duan, Kaiyue Zhou, Kangjian Wei, Ke Wang, Keyun Luo, Laiqiang Zhang, Leigang Sha, Liang Xu, Lindong Wu, Lintao Ding, Lu Chen, Minghao Li, Nianyi Lin, Pan Ta, Qiang Zou, Rongjun Song, Ruiqi Yang, Shangqing Tu, Shangtong Yang, Shaoxiang Wu, Shengyan Zhang, Shijie Li, Shuang Li, Shuyi Fan, Wei Qin, Wei Tian, Weining Zhang, Wenbo Yu, Wenjie Liang, Xiang Kuang, Xiangmeng Cheng, Xiangyang Li, Xiaoquan Yan, Xiaowei Hu, Xiaoying Ling, Xing Fan, Xingye Xia, Xinyuan Zhang, Xinze Zhang, Xirui Pan, Xu Zou, Xunkai Zhang, Yadi Liu, Yandong Wu, Yanfu Li, Yidong Wang, Yifan Zhu, Yijun Tan, Yilin Zhou, Yiming Pan, Ying Zhang, Yinpei Su, Yipeng Geng, Yong Yan, Yonglin Tan, Yuean Bi, Yuhan Shen, Yuhao Yang, Yujiang Li, Yunan Liu, Yunqing Wang, Yuntao Li, Yurong Wu, Yutao Zhang, Yuxi Duan, Yuxuan Zhang, Zezhen Liu, Zhengtao Jiang, Zhenhe Yan, Zheyu Zhang, Zhixiang Wei, Zhuo Chen, Zhuoer Feng, Zijun Yao, Ziwei Chai, Ziyuan Wang, Zuzhou Zhang, Bin Xu, Minlie Huang, Hongning Wang, Juanzi Li, Yuxiao Dong, and Jie Tang. Glm-5: from vibe coding to agentic engineering, 2026. URL <https://arxiv.org/abs/2602.15763>.
- Google AI. Gemini: A family of multimodal ai models. <https://ai.google.dev/gemini>, 2024. Accessed: YYYY-MM-DD (e.g., 2025-05-06). Specific version evaluated: Gemini-3.1-Pro-Preview.
- Shani Goren, Ido Galil, and Ran El-Yaniv. Hierarchical selective classification. In Amir Globersons, Lester Mackey, Danielle Belgrave, Angela Fan, Ulrich Paquet, Jakub M. Tomczak, and Cheng Zhang, editors, *Advances in Neural Information Processing Systems 38: Annual Conference on Neural Information Processing Systems 2024, NeurIPS 2024, Vancouver, BC, Canada, December 10 - 15, 2024*, 2024. URL [http://papers.nips.cc/paper\\_files/paper/2024/hash/c8b100b376a7b338c84801b699935098-Abstract-Conference.html](http://papers.nips.cc/paper_files/paper/2024/hash/c8b100b376a7b338c84801b699935098-Abstract-Conference.html).
- Kamran Kowsari, Donald E. Brown, Mojtaba Heidarysafa, Kiana Jafari Meimandi, Matthew S. Gerber, and Laura E. Barnes. Hdltext: Hierarchical deep learning for text classification. In *2017 16th IEEE International Conference on Machine Learning and Applications (ICMLA)*, pages 364–371, 2017. doi: 10.1109/ICMLA.2017.0-134.
- Jayant Kumar, Peng Ye, and David S. Doermann. Structural similarity for document image classification and retrieval. *Pattern Recognit. Lett.*, 43:119–126, 2014. URL <https://api.semanticscholar.org/CorpusID:207329118>.

- Stefan Larson, Yi Yang Gordon Lim, Yutong Ai, David Kuang, and Kevin Leach. Evaluating out-of-distribution performance on document image classifiers. In S. Koyejo, S. Mohamed, A. Agarwal, D. Belgrave, K. Cho, and A. Oh, editors, *Advances in Neural Information Processing Systems*, volume 35, pages 11673–11685. Curran Associates, Inc., 2022. URL [https://proceedings.neurips.cc/paper\\_files/paper/2022/file/4c0986bd04d747745beba3752bdf4d9d-Paper-Datasets\\_and\\_Benchmarks.pdf](https://proceedings.neurips.cc/paper_files/paper/2022/file/4c0986bd04d747745beba3752bdf4d9d-Paper-Datasets_and_Benchmarks.pdf).
- Maikel León. GPT-5 and open-weight large language models: Advances in reasoning, transparency, and control. *Inf. Syst.*, 136:102620, 2026. doi: 10.1016/J.IS.2025.102620. URL <https://doi.org/10.1016/j.is.2025.102620>.
- Minghao Li, Lei Cui, Shaohan Huang, Furu Wei, Ming Zhou, and Zhoujun Li. TableBank: Table benchmark for image-based table detection and recognition. In Nicoletta Calzolari, Frédéric B chet, Philippe Blache, Khalid Choukri, Christopher Cieri, Thierry Declerck, Sara Goggi, Hitoshi Isahara, Bente Maegaard, Joseph Mariani, H l ne Mazo, Asuncion Moreno, Jan Odijk, and Stelios Piperidis, editors, *Proceedings of the Twelfth Language Resources and Evaluation Conference*, pages 1918–1925, Marseille, France, May 2020. European Language Resources Association. ISBN 979-10-95546-34-4. URL <https://aclanthology.org/2020.lrec-1.236/>.
- MiniMax. MiniMax M2.7: Self-Evolving Models Driving Productivity Innovation through Technical Breakthroughs. <https://www.minimaxi.com/models/text/m27>, 2026. Accessed on 2026-05-01.
- Makoto Nakayama, Eli Hustad, Norma Sutcliffe, and Merri Beckfield. Organic transformation of erp documentation practices: Moving from archival records to dialogue-based, agile throwaway documents. *International Journal of Information Management*, 74:102717, 2024. ISSN 0268-4012. doi: <https://doi.org/10.1016/j.ijinfomgt.2023.102717>. URL <https://www.sciencedirect.com/science/article/pii/S0268401223000981>.
- Birgit Pfitzmann, Christoph Auer, Michele Dolfi, Ahmed S. Nassar, and Peter Staar. Doclaynet: A large human-annotated dataset for document-layout segmentation. In *Proceedings of the 28th ACM SIGKDD Conference on Knowledge Discovery and Data Mining, KDD '22*, page 3743–3751, New York, NY, USA, 2022. Association for Computing Machinery. ISBN 9781450393850. doi: 10.1145/3534678.3539043. URL <https://doi.org/10.1145/3534678.3539043>.
- Qwen, :, An Yang, Baosong Yang, Beichen Zhang, Binyuan Hui, Bo Zheng, Bowen Yu, Chengyuan Li, Dayiheng Liu, Fei Huang, Haoran Wei, Huan Lin, Jian Yang, Jianhong Tu, Jianwei Zhang, Jianxin Yang, Jiayi Yang, Jingren Zhou, Junyang Lin, Kai Dang, Keming Lu, Keqin Bao, Kexin Yang, Le Yu, Mei Li, Mingfeng Xue, Pei Zhang, Qin Zhu, Rui Men, Runji Lin, Tianhao Li, Tianyi Tang, Tingyu Xia, Xingzhang Ren, Xuancheng Ren, Yang Fan, Yang Su, Yichang Zhang, Yu Wan, Yuqiong Liu, Zeyu Cui, Zhenru Zhang, and Zihan Qiu. Qwen2.5 technical report, 2025. URL <https://arxiv.org/abs/2412.15115>.
- Pouyan Jahani Rad and Mahdi Bahaghighat. Hierarchical text classification for web of science scientific fields. *Facta universitatis - series: Electronics and Energetics*, 2024. URL <https://api.semanticscholar.org/CorpusID:276015364>.
- Zhiyuan Ren, Yiyang Su, and Xiaoming Liu. Chatgpt-powered hierarchical comparisons for image classification. In Alice Oh, Tristan Naumann, Amir Globerson, Kate Saenko, Moritz Hardt, and Sergey Levine, editors, *Advances in Neural Information Processing Systems 36: Annual Conference on Neural Information Processing Systems 2023, NeurIPS 2023, New Orleans, LA, USA, December 10 - 16, 2023*, 2023. URL [http://papers.nips.cc/paper\\_files/paper/2023/hash/dc81297c791bb989deade65c6bd8c1d8-Abstract-Conference.html](http://papers.nips.cc/paper_files/paper/2023/hash/dc81297c791bb989deade65c6bd8c1d8-Abstract-Conference.html).
- Evan Sandhaus. The new york times annotated corpus. Linguistic Data Consortium, 2008. LDC2008T19.
- Amit P. Sheth. Workflow automation: Applications, technology, and research (tutorial). In Michael J. Carey and Donovan A. Schneider, editors, *Proceedings of the 1995 ACM SIGMOD International Conference on Management of Data, San Jose, California, USA, May 22-25, 1995*, page 469. ACM Press, 1995. doi: 10.1145/223784.223882. URL <https://doi.org/10.1145/223784.223882>.

- Marina Sokolova and Guy Lapalme. A systematic analysis of performance measures for classification tasks. *Information Processing & Management*, 45(4):427–437, 2009. ISSN 0306-4573. doi: <https://doi.org/10.1016/j.ipm.2009.03.002>. URL <https://www.sciencedirect.com/science/article/pii/S0306457309000259>.
- Yi Tang, Chia-Ming Chang, and Xi Yang. Pdfchatannotator: A human-llm collaborative multi-modal data annotation tool for pdf-format catalogs. *Proceedings of the 29th International Conference on Intelligent User Interfaces*, 2024. URL <https://api.semanticscholar.org/CorpusID:268979980>.
- Yi Tu, Ya Guo, Huan Chen, and Jinyang Tang. Layoutmask: Enhance text-layout interaction in multi-modal pre-training for document understanding. In Anna Rogers, Jordan L. Boyd-Graber, and Naoaki Okazaki, editors, *Proceedings of the 61st Annual Meeting of the Association for Computational Linguistics (Volume 1: Long Papers), ACL 2023, Toronto, Canada, July 9-14, 2023*, pages 15200–15212. Association for Computational Linguistics, 2023. doi: 10.18653/V1/2023.ACL-LONG.847. URL <https://doi.org/10.18653/v1/2023.acl-long.847>.
- Don Tuggener, Pius von Däniken, Thomas Peetz, and Mark Cieliebak. LEDGAR: A large-scale multi-label corpus for text classification of legal provisions in contracts. In Nicoletta Calzolari, Frédéric Béchet, Philippe Blache, Khalid Choukri, Christopher Cieri, Thierry Declerck, Sara Goggi, Hitoshi Isahara, Bente Maegaard, Joseph Mariani, Hélène Mazo, Asuncion Moreno, Jan Odijk, and Stelios Piperidis, editors, *Proceedings of the Twelfth Language Resources and Evaluation Conference*, pages 1235–1241, Marseille, France, May 2020. European Language Resources Association. ISBN 979-10-95546-34-4. URL <https://aclanthology.org/2020.lrec-1.155/>.
- Josef Waples. Claude opus 4.7: Anthropic’s new best (available) model. *DataCamp Blog*, apr 2026. URL <https://www.datacamp.com/blog/opus-4-7>. Updated Apr 17, 2026.
- Manfei Xu, Drew Fralick, Julia Z Zheng, Bokai Wang, Xin M Tu, and Changyong Feng. The differences and similarities between two-sample  $T$ -test and paired  $T$ -test. *Shanghai archives of psychiatry*, 29(3):184–188, June 2017. ISSN 1002-0829. doi: 10.11919/j.issn.1002-0829.217070. URL <https://europepmc.org/articles/PMC5579465>.
- An Yang, Anfeng Li, Baosong Yang, Beichen Zhang, Binyuan Hui, Bo Zheng, Bowen Yu, Chang Gao, Chengen Huang, Chenxu Lv, Chujie Zheng, Dayiheng Liu, Fan Zhou, Fei Huang, Feng Hu, Hao Ge, Haoran Wei, Huan Lin, Jialong Tang, Jian Yang, Jianhong Tu, Jianwei Zhang, Jianxin Yang, Jiayi Yang, Jing Zhou, Jingren Zhou, Junyang Lin, Kai Dang, Keqin Bao, Kexin Yang, Le Yu, Lianghao Deng, Mei Li, Mingfeng Xue, Mingze Li, Pei Zhang, Peng Wang, Qin Zhu, Rui Men, Ruize Gao, Shixuan Liu, Shuang Luo, Tianhao Li, Tianyi Tang, Wenbiao Yin, Xingzhang Ren, Xinyu Wang, Xinyu Zhang, Xuancheng Ren, Yang Fan, Yang Su, Yichang Zhang, Yinger Zhang, Yu Wan, Yuqiong Liu, Zekun Wang, Zeyu Cui, Zhenru Zhang, Zhipeng Zhou, and Zihan Qiu. Qwen3 technical report, 2025. URL <https://arxiv.org/abs/2505.09388>.
- Junjie Ye, Yuming Yang, Yang Nan, Shuo Li, Qi Zhang, Tao Gui, Xuanjing Huang, Peng Wang, Zhongchao Shi, and Jianping Fan. Analyzing the effects of supervised fine-tuning on model knowledge from token and parameter levels. In Christos Christodoulopoulos, Tanmoy Chakraborty, Carolyn Rose, and Violet Peng, editors, *Proceedings of the 2025 Conference on Empirical Methods in Natural Language Processing, EMNLP 2025, Suzhou, China, November 4-9, 2025*, pages 471–513. Association for Computational Linguistics, 2025. doi: 10.18653/V1/2025.EMNLP-MAIN.25. URL <https://doi.org/10.18653/v1/2025.emnlp-main.25>.
- Zheng-Xin Yong, Parv Mahajan, Andy Wang, Ida Caspary, Yernat Yestekov, Zora Che, Mosh Levy, Elle Najt, Dennis Murphy, Prashant Kulkarni, Lev McKinney, Kei Nishimura-Gasparian, Ram Potham, Aengus Lynch, and Michael L. Chen. An independent safety evaluation of kimi k2.5, 2026. URL <https://arxiv.org/abs/2604.03121>.
- Lijun Yu, Jin Miao, Xiaoyu Sun, Jiayi Chen, Alexander G. Hauptmann, Hanjun Dai, and Wei Wei. Documentnet: Bridging the data gap in document pre-training. In Mingxuan Wang and Imed Zitouni, editors, *Proceedings of the 2023 Conference on Empirical Methods in Natural Language Processing: EMNLP 2023 - Industry Track, Singapore, December 6-10, 2023*, pages 707–722. Association for Computational Linguistics, 2023. doi: 10.18653/V1/2023.EMNLP-INDUSTRY.66. URL <https://doi.org/10.18653/v1/2023.emnlp-industry.66>.

Gian Piero Zarri. Some remarks about the inference techniques of reseda, an "intelligent" information retrieval system. In C. J. van Rijsbergen, editor, *Research and Development in Information Retrieval, Proceedings of the Third Joint BCS/ACM Symposium on Research and Development in Information Retrieval, Cambridge, UK, 2-6 July 1984*, pages 281–300. Cambridge University Press, on behalf of the British Computer Society (copyright by British Informatics Society Ltd, a subsidiary of the British Computer Society), 1984. URL <http://dl.acm.org/citation.cfm?id=636824>.

Xu Zhong, Jianbin Tang, and Antonio Jimeno-Yepes. Publaynet: Largest dataset ever for document layout analysis. *2019 International Conference on Document Analysis and Recognition (ICDAR)*, pages 1015–1022, 2019. URL <https://api.semanticscholar.org/CorpusID:201124789>.

## A Appendices

### A.1 LLM usage

*Data Construction Pipeline.* To facilitate both training and evaluation, we implement a systematic data construction pipeline that converts raw document-annotations pairs into structured instruction samples. The pipeline is implemented in Python using *pandas* for data manipulation and supports multiple input formats (CSV, Excel, JSON, Parquet, Pickle). Random seeds are fixed for reproducibility. The pipeline is supported by a direct prediction (DP) strategy: models are presented with the complete label taxonomy and select the most relevant category based on document content. This setting evaluates model’s intrinsic understanding of both document semantics and hierarchical label space.

*Prompt Template.* The complete prompt template used in our experiments is shown in Figure 5. The prompt consists of three sections: (1) a role specification and task description, (2) a flattened hierarchical list of candidate categories with indentation indicating parent-child relationships, and (3) the document input containing OCR text, image page placeholders, and optional filename.

```
# Role & Task
You are a document classification expert.
Analyze the document content and select the most appropriate document type
Code from the candidate categories.
Output only the Code, and refrain from producing any other characters.

# Candidate Categories
- INVOICE (Invoice)
- SALES_INVOICE (Sales Invoice)
- PURCHASE_INVOICE (Purchase Invoice)
- CONTRACT (Contract)
- SERVICE_CONTRACT (Service Contract)
- EMPLOYMENT_CONTRACT (Employment Contract)

# Input
Document OCR Text: {ocr_text}
Document Page Images:
<image_1>
<image_2>
File Name: {file_name}
```

Figure 5: The prompt template used for direct prediction (DP) strategy. The candidate categories are displayed with indentation to reflect hierarchical relationships. Each `<image_i>` placeholder is replaced by a special image token (e.g., `<image>`) depending on the underlying multi-modal model.

*Training and Evaluation Protocol.* The constructed dataset can be used in two primary scenarios: Supervised Fine-Tuning (SFT) and Zero-shot / Few-shot Evaluation. In SFT, Each sample’s instruction serves as the user prompt, and the output serves as the expected assistant response. Models are optimized using standard cross-entropy loss on the output tokens. In the scenario of Zero-shot / Few-shot Evaluation, the instruction is fed to models without gradient updates, and the generated output is compared against the ground-truth code. Exact-match accuracy serves as the primary metric, supplemented by hierarchical metrics that consider partial credit for ancestor or descendant predictions. For multi-modal implementations, the image field can be resolved to actual image tensors by replacing placeholders with visual tokens before being processed by a vision-language model.

### A.2 Hardware Resource Configuration

All inference experiments on open-weight models are conducted on servers equipped with NVIDIA A800 GPUs (80 GB memory each). We use VLLM as the inference framework with BF16 precision. For the Qwen3.5-35B-A3B model, we adopt multi-GPU tensor parallelism on a single node. For all other models (e.g., Qwen2.5-VL-7B, Qwen3-VL-8B, Qwen3.5-9B, Qwen3.5-27B), we deploy multiple single-GPU instances on a single node for parallel inference.