

# Aligning LLM Uncertainty with Human Disagreement in Subjectivity Analysis

Junyu Lu, Deyi Ji, Xuanyi Liu, Lanyun Zhu, Bo Xu, Liang Yang, Xian-Sheng Hua, Hongfei Lin

**Abstract**—Large language models for subjectivity analysis are typically trained with aggregated labels, which compress variations in human judgment into a single supervision signal. This paradigm overlooks the intrinsic uncertainty of low-agreement samples and often induces overconfident predictions, undermining reliability and generalization in complex subjective settings. In this work, we advocate uncertainty-aware subjectivity analysis, where models are expected to make predictions while expressing uncertainty that reflects human disagreement. To operationalize this perspective, we propose a two-phase Disagreement Perception and Uncertainty Alignment (DPUA) framework. Specifically, DPUA jointly models label prediction, rationale generation, and uncertainty expression under an uncertainty-aware setting. In the disagreement perception phase, adaptive decoupled learning enhances the model’s sensitivity to disagreement signals while preserving task performance. In the uncertainty alignment phase, GRPO-based reward optimization further improves uncertainty-aware reasoning and aligns the model’s confidence expression with the human disagreement distribution. Experiments on three subjectivity analysis tasks show that DPUA preserves task performance while better aligning model uncertainty with human disagreement, mitigating overconfidence on boundary samples, and improving out-of-distribution generalization.

**Disclaimer:** *The paper contains content that may be profane, vulgar, or offensive.*

**Index Terms**—Subjectivity Analysis, Human Disagreement, Uncertainty Calibration, Large Language Model

## I. INTRODUCTION

In recent years, large language models (LLMs) have achieved remarkable progress in natural language processing, driven by their extensive background knowledge and strong generative capabilities [1]–[3]. The dominant training paradigm typically relies on standard labels as supervision signals [4]. This paradigm has been highly effective for objective tasks such as mathematical reasoning [5] and factual question answering [6], where correctness criteria are relatively clear and stable.

However, this paradigm becomes less reliable for subjectivity analysis tasks, such as sentiment classification, sarcasm detection, and offensiveness detection. Unlike objective tasks, subjectivity analysis often involves fuzzy semantic boundaries and diverse human interpretations [7], [8]. As a result, different humans may reasonably assign different labels to the same input. Such disagreement is not merely annotation noise; rather, it often reflects intrinsic sample uncertainty and

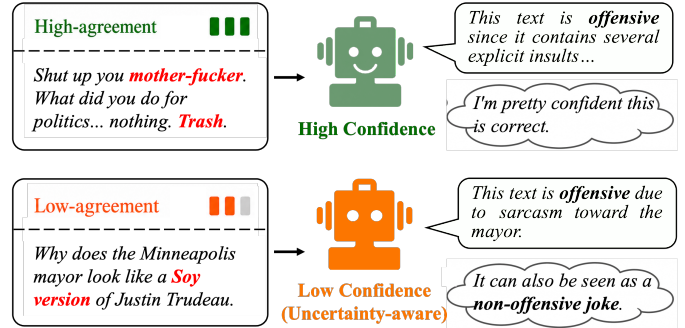


Fig. 1. Illustration of uncertainty-aware subjectivity analysis in offensive language detection. High-agreement samples support confident predictions, whereas low-agreement samples require more cautious uncertainty expression due to multiple plausible interpretations.

variation in human cognition [9], [10]. When these differences are compressed into a single aggregated label, conventional supervision overlooks the uncertainty of low-agreement samples, which may induce overly rigid decision boundaries and overconfident predictions [11], [12]. This undermines model reliability and generalization in complex subjective scenarios [13], [14].

To address this limitation, we advocate uncertainty-aware subjectivity analysis. Instead of treating the aggregated label as the only learning target, this setting requires models to make task decisions while expressing uncertainty that reflects human disagreement. In other words, an ideal model should not only answer “*what the label is*”, but also indicate “*how uncertain the case is*”. Such uncertainty awareness should be grounded in task evidence and cues that may lead to human disagreement. As illustrated in Figure 1, in offensive language detection, a model should be confident on high-agreement samples with explicit profanity or insults, while being more cautious on low-agreement samples that allow multiple plausible interpretations. This ability to align confidence with human disagreement is important for mitigating overconfidence on boundary samples and supporting more reliable decisions in subjective analysis tasks.

To this end, we propose a two-phase Disagreement Perception and Uncertainty Alignment framework (DPUA) for subjectivity analysis. DPUA jointly generates a task label, a rationale, and a confidence score, where the rationale captures task evidence and disagreement-related cues, and the confidence score reflects the model’s uncertainty. The first phase performs disagreement perception through adaptive decoupled learning, which adjusts supervision according to human

Junyu Lu, Bo Xu, Liang Yang, and Hongfei Lin are with the School of Computer Science and Technology, Dalian University of Technology, China. Deyi Ji is with Tencent. Xuanyi Liu is with Peking University. Lanyun Zhu and Xian-Sheng Hua are with Tongji University.

agreement and encourages the model to learn stable decision patterns from high-agreement samples while attending to disagreement signals in low-agreement cases. The second phase performs uncertainty alignment with Group Relative Policy Optimization (GRPO) [15], further improving uncertainty-aware reasoning and aligning confidence expression with the human disagreement distribution.

We conduct a systematic evaluation of DPUA on three subjectivity analysis tasks. Experimental results show that DPUA preserves core task performance while better aligning model uncertainty with human disagreement, effectively mitigating overconfidence on boundary samples. Furthermore, under out-of-distribution settings, DPUA shows stronger generalization across different subjectivity analysis tasks. The contributions of this paper are summarized as follows:

- We advocate uncertainty-aware subjectivity analysis, where models are expected to predict task labels, identify disagreement-related cues, and express calibrated uncertainty beyond fitting a single aggregated label.
- We propose DPUA, a two-phase Disagreement Perception and Uncertainty Alignment framework that enables LLMs to identify disagreement signals and express uncertainty in accordance with human disagreement.
- Experiments on three subjectivity analysis tasks demonstrate that DPUA preserves task performance while improving uncertainty alignment, mitigating overconfidence on boundary samples, and enhancing out-of-distribution generalization.

## II. RELATED WORK

### A. Subjectivity Analysis.

Subjectivity analysis tasks pose a particular challenge for LLMs [14], as they require models to interpret texts whose meanings are often context-dependent and open to multiple plausible readings. Such tasks involve inherently complex judgment processes and substantial human disagreement, particularly on boundary samples where semantic cues are ambiguous or socially sensitive [10], [11]. Early studies typically collapsed such disagreement into a single supervision signal through majority voting [16], [17]. Recently, several studies have argued that this binary classification formulation relies on an idealized assumption [9], [10], [18]. In response, recent studies have begun to explore how human disagreement information can be incorporated into model training [19]–[22]. However, most existing studies still focus primarily on improving predictive performance, while research on enabling LLMs to explicitly represent and align with human disagreement remains limited.

### B. LLM Uncertainty Calibration.

Model uncertainty in LLMs has received increasing attention, as it is closely related to the reliability and trustworthiness of model outputs [23], [24]. Existing studies have explored various ways to estimate or express uncertainty [25]–[28], aiming to help models better reflect the reliability of their outputs through confidence estimates. These methods have

shown promising results in tasks where correctness can be more clearly defined [29]–[31], effectively improving model reliability. Most existing work, however, is developed for objective settings and evaluates uncertainty mainly with respect to prediction correctness [23], [24]. This formulation is less suitable for subjectivity analysis tasks, where uncertainty often stems from uncertainty in the sample and variation in human cognition rather than model error alone [32], [33]. As a result, methods designed for objective tasks cannot be directly transferred to this setting [14], [21]. How to model uncertainty in a way that better reflects human disagreement remains underexplored.

## III. METHODOLOGY

### A. Overview

To operationalize uncertainty-aware subjectivity analysis, we propose a two-phase **Disagreement Perception and Uncertainty Alignment** framework (**DPUA**). DPUA enables LLMs to make task predictions while expressing uncertainty that reflects human disagreement. Specifically, we introduce an uncertainty-aware modeling setting in which the model jointly performs label prediction, rationale generation, and uncertainty expression. DPUA consists of two phases: *disagreement perception* and *uncertainty alignment*. In the disagreement perception phase, adaptive decoupled learning enhances the model’s sensitivity to disagreement signals while preserving task performance. In the uncertainty alignment phase, GRPO-based reward optimization further improves uncertainty-aware reasoning and aligns the model’s confidence expression with the human disagreement distribution. Figure 2 illustrates the overall framework of DPUA. In the following sections, we first present the task formulation and uncertainty-aware modeling setting, and then describe the two phases in detail.

### B. Task Formulation

Due to the limited availability of subjectivity analysis datasets with non-aggregated annotations, we focus on three binary subjectivity analysis tasks: sarcasm detection, sentiment analysis, and offensiveness detection. Given an input sample  $x_i$ , the standard objective is to predict its majority hard label  $y_i \in \{\text{pos}, \text{neg}\}$ , where pos and neg denote the task-specific positive and negative classes, respectively. In this setting, the model produces a label prediction  $\hat{y}_i$ , and the learning objective is commonly formulated as maximizing the likelihood of the target label:

$$\mathcal{L}_i^{\text{label}} = -\log p(y_i | x_i). \quad (1)$$

This conventional formulation treats the majority label as the only supervision signal and implicitly assumes that each sample has a single reliable ground truth. However, in subjectivity analysis tasks, samples often involve semantic ambiguity and diverse human interpretations, making it insufficient to rely solely on the aggregated hard label.

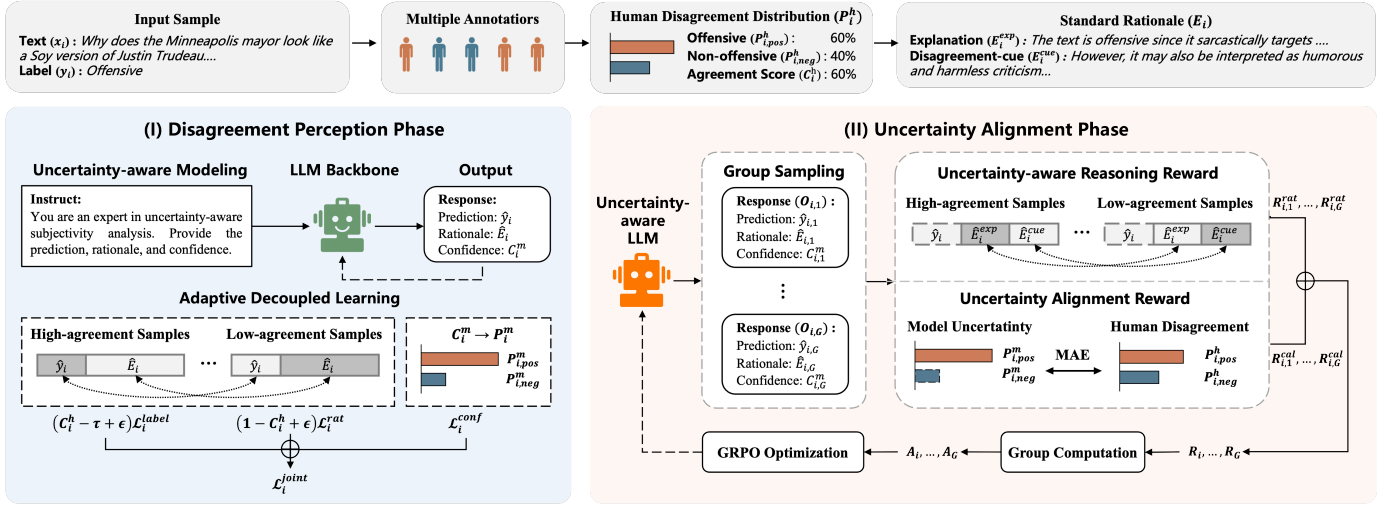


Fig. 2. Illustration of Disagreement Perception and Uncertainty Alignment (DPUA) framework. The model jointly performs label prediction, rationale generation, and confidence estimation. Disagreement perception enhances sensitivity to disagreement signals, while uncertainty alignment calibrates confidence to reflect human disagreement.

### C. Uncertainty-aware Modeling

To model the intrinsic uncertainty in subjectivity analysis, we further retain the human disagreement distribution  $\mathbf{p}_i^h$  for each sample:

$$\mathbf{p}_i^h = [p_{i, \text{pos}}^h, p_{i, \text{neg}}^h], \quad (2)$$

where  $p_{i, \text{pos}}^h$  and  $p_{i, \text{neg}}^h$  denote the proportions of annotators assigning the task-specific positive and negative labels, respectively. Based on this distribution, we define the human agreement score as

$$C_i^h = \max(p_{i, \text{pos}}^h, p_{i, \text{neg}}^h) \in [0.5, 1], \quad (3)$$

which measures the degree of annotator agreement, with lower values indicating stronger disagreement.

Given an input sample  $x_i$ , the model is required not only to predict its label, but also to generate a rationale and express its uncertainty through a confidence score. Since existing datasets do not provide human-written rationales, we use the majority label and human disagreement distribution to guide GPT-4o in distilling reference rationales, which are then manually verified for reliability and denoted as  $E_i$ . Each rationale consists of two components: label justification and disagreement-cue identification. Accordingly, we represent the reference rationale and the generated rationale as

$$E_i = (E_i^{\text{lab}}, E_i^{\text{cue}}), \quad \hat{E}_i = (\hat{E}_i^{\text{lab}}, \hat{E}_i^{\text{cue}}), \quad (4)$$

respectively. The model output is then defined as  $(\hat{y}_i, \hat{E}_i, C_i^m)$ , where  $\hat{y}_i$  is the predicted label,  $\hat{E}_i$  is the generated rationale, and  $C_i^m \in (0.5, 1]$  denotes the confidence score assigned to the predicted label. Values closer to 0.5 indicate greater uncertainty, while values closer to 1 indicate higher certainty.

To support the subsequent two-phase optimization, we formulate a unified autoregressive objective over three output components: label prediction, rationale generation, and confidence estimation. Specifically, for each sample  $x_i$ , the target output is divided into three disjoint segments corresponding to  $\hat{y}_i$ ,  $\hat{E}_i$ , and  $C_i^m$ , with token index sets denoted by  $\mathcal{I}_i^{\text{label}}$ ,  $\mathcal{I}_i^{\text{rat}}$ ,

and  $\mathcal{I}_i^{\text{conf}}$ , respectively. Here, the rationale segment  $\mathcal{I}_i^{\text{rat}}$  covers both the label-justification and disagreement-cue components. The segment-level loss for each part is defined as

$$\mathcal{L}_i^k = \frac{1}{|\mathcal{I}_i^k|} \sum_{t \in \mathcal{I}_i^k} -\log p(s_{i,t} | x_i, s_{i,<t}), \quad (5)$$

where  $k \in \{\text{label}, \text{rat}, \text{conf}\}$ .

Under this formulation, the model is expected to predict the majority label while generating rationales and confidence scores that reflect the intrinsic uncertainty induced by human disagreement. This formulation provides a basis for the subsequent disagreement perception and uncertainty alignment phases. The detailed instruction template is shown as follows:

#### **Instruction:**

You are an expert in uncertainty-aware subjectivity analysis, capable of making judgments and expressing uncertainty in a human-aligned manner.

#### **Task:**

- Task Definition: <task definition>
- Label Space: <pos, neg>
- Given the input text,
  - 1) Determine whether the input is more appropriately labeled as <pos> or <neg>.
  - 2) Provide a rationale based on the contextual cues in the text, and analyze potential uncertainty in terms of semantic ambiguity or possible annotator disagreement, preferably using transitional phrases such as *although* or *however*.
  - 3) Provide a confidence score for this judgment based on the clarity and completeness of the evidence. The score must be a floating-point number in the range (0.5, 1.0].

#### **Output Format:**

- Prediction: <prediction label>
- Rationale: <rationale for your prediction>
- Confidence: <a float in (0.5, 1.0]>

#### **Input:**

<input text>

#### D. Disagreement Perception Phase

To enhance the model’s ability to identify disagreement signals, we introduce the disagreement perception phase as the first phase of DPUA, implemented through supervised fine-tuning (SFT). This phase adopts an adaptive decoupled learning strategy that selectively reweights label and rationale learning according to the human agreement score. In this way, the model learns reliable task decisions from high-agreement samples while becoming more sensitive to ambiguity and disagreement cues in low-agreement samples.

**Adaptive Decoupled Learning.** Built on the standard segment-level objective in Eq. (5), adaptive decoupled learning adjusts the relative emphasis on label prediction, rationale generation, and confidence learning according to the human agreement score  $C_i^h$ . High-agreement samples provide more reliable supervision for decision learning, while low-agreement samples are assigned larger weights in rationale learning to help the model capture disagreement-related cues. Confidence learning is optimized across all samples to encourage consistent uncertainty expression.

Formally, the objective of the disagreement perception phase is defined as

$$\mathcal{L}_{\text{joint}} = \sum_{i=1}^N \left[ (C_i^h - \tau + \epsilon) \mathcal{L}_i^{\text{label}} + \alpha(1 - C_i^h + \epsilon) \mathcal{L}_i^{\text{rat}} + \mathcal{L}_i^{\text{conf}} \right], \quad (6)$$

where  $N$  denotes the number of samples in the current mini-batch,  $\tau = 0.5$  is the minimum possible agreement score in binary classification,  $\alpha$  controls the overall strength of rationale learning to balance its influence against label prediction and confidence learning, and  $\epsilon$  is a smoothing term that preserves a minimum level of label and rationale supervision.

In this objective, the agreement-based weighting term strengthens label supervision for high-agreement samples, thereby preserving task performance under uncertainty-aware learning. The rationale weighting term increases the contribution of low-agreement samples, encouraging the model to learn disagreement-related evidence. The confidence term is not explicitly modulated by  $C_i^h$ , since uncertainty expression is treated as a global behavioral property learned across both high- and low-agreement samples.

Through this strategy, the model focuses more on stable decision patterns in high-agreement cases while allocating more learning capacity to disagreement signals in low-agreement cases, establishing a suitable foundation for the subsequent uncertainty alignment phase.

#### E. Uncertainty Alignment Phase

While the disagreement perception phase helps the model recognize disagreement signals through supervised learning, token-level imitation alone does not explicitly reward outputs that reason about uncertainty or align confidence scores with human disagreement. To this end, we introduce an uncertainty alignment phase based on GRPO [15], which supports reasoning-oriented optimization through relative comparisons among multiple sampled outputs. Building on the disagreement signals learned in the previous phase, this phase further

refines rationale generation and aligns the model’s uncertainty expression with the human disagreement distribution.

**Uncertainty-aware Reasoning Reward.** We define an uncertainty-aware reasoning reward by evaluating the two components of the generated rationale: label justification and disagreement-cue identification. Specifically, we employ a judge model based on GPT-4o-mini to compare the generated rationale components  $\hat{E}_i^{\text{lab}}$  and  $\hat{E}_i^{\text{cue}}$  with their reference counterparts  $E_i^{\text{lab}}$  and  $E_i^{\text{cue}}$ . For each component, the judge assigns a score on a 3-point Likert scale, where 1, 2, and 3 denote weak, moderate, and strong alignment, respectively. These Likert scores are linearly normalized to  $[0, 1]$  before reward computation, and the normalized scores are denoted as  $s_i^{\text{lab}}$  and  $s_i^{\text{cue}}$ .

We further use the human agreement score  $C_i^h$  to dynamically balance these two aspects of rationale evaluation. For high-agreement samples, the reward places greater emphasis on label justification; for low-agreement samples, it assigns more weight to disagreement-related cues. Accordingly, we define the uncertainty-aware reasoning reward as

$$R_i^{\text{rat}} = \frac{(C_i^h - \tau + \epsilon) s_i^{\text{lab}} + (1 - C_i^h + \epsilon) s_i^{\text{cue}}}{1 - \tau + 2\epsilon} \in [0, 1]. \quad (7)$$

This design encourages the model to adapt its rationale generation to the agreement structure of each sample. For high-agreement cases, the reward favors accurate label justification, whereas for low-agreement cases, it places greater emphasis on identifying disagreement-related cues.

**Uncertainty Calibration Reward.** Beyond rationale quality, we further optimize whether the model expresses uncertainty in a way that is calibrated to human disagreement. For each input sample  $x_i$ , the model predicts a label  $\hat{y}_i$  and assigns a confidence score  $C_i^m$  to this prediction. To compare this model-side confidence with human disagreement, we first convert the prediction-confidence pair into a class-wise uncertainty distribution in the binary setting:

$$\mathbf{p}_i^m = \begin{cases} [C_i^m, 1 - C_i^m], & \text{if } \hat{y}_i = \text{pos}, \\ [1 - C_i^m, C_i^m], & \text{if } \hat{y}_i = \text{neg}. \end{cases} \quad (8)$$

Here,  $\mathbf{p}_i^m$  represents the model-implied distribution over the positive and negative classes.

On the human side, we directly use the empirical human disagreement distribution  $\mathbf{p}_i^h$  obtained from multiple annotations. We then measure the calibration discrepancy between  $\mathbf{p}_i^m$  and  $\mathbf{p}_i^h$  using Mean Absolute Error (MAE):

$$\text{MAE}_i = \frac{1}{2} \sum_{c \in \{\text{pos}, \text{neg}\}} |p_{i,c}^m - p_{i,c}^h|. \quad (9)$$

A smaller MAE indicates that the model’s uncertainty expression is more consistent with the human disagreement distribution. Therefore, we define the uncertainty calibration reward as

$$R_i^{\text{cal}} = 1 - \text{MAE}_i \in [0, 1]. \quad (10)$$

This reward encourages the model to calibrate its confidence according to the degree of human disagreement. For high-agreement samples, it rewards confident predictions that match the dominant human judgment; for low-agreement samples, it

TABLE I  
STATISTICS OF THE DATASETS USED. HERE, #ANNO. REFERS TO THE NUMBER OF ANNOTATORS,  $C^h$  DENOTES THE HUMAN CONSENSUS SCORE OF SAMPLES, AND AVG. L DENOTES THE AVERAGE TEXT LENGTH IN WORDS.

Dataset ( <i>Pos. / Neg.</i> )	#Pos.	#Neg.	#Train	#Test	#Total	#Anno.	Avg. $C^h$	Avg. L
CSC ( <i>Sarcastic / Normal</i> )	1,490	4,422	5,240	672	5,912	4-6	0.76	53.02
GOE ( <i>Positive / Negative</i> )	1,035	1,040	2,075	519	2,594	3-5	0.75	14.60
MD ( <i>Offensive / Non-offensive</i> )	2,980	6,669	6,592	3,057	9,649	5	0.83	23.06

discourages overconfident outputs and promotes uncertainty expression closer to human annotation variation.

**GRPO Optimization.** For each input sample  $x_i$ , we generate  $G$  sampled outputs, where  $g \in \{1, \dots, G\}$  indexes an output in the group. Following GRPO, these outputs are compared through relative rewards, enabling the model to optimize reasoning quality and uncertainty expression via group-wise preference learning. We combine the two reward components to obtain the overall reward for each sampled output:

$$R_{i,g} = R_{i,g}^{\text{rat}} + R_{i,g}^{\text{cal}}. \quad (11)$$

Given the reward scores of the  $G$  sampled outputs for input  $x_i$ , we compute the group-relative advantage by normalizing rewards within the group:

$$A_{i,g} = \frac{R_{i,g} - \text{mean}(\{R_{i,1}, \dots, R_{i,G}\})}{\text{std}(\{R_{i,1}, \dots, R_{i,G}\}) + \epsilon_{\text{adv}}}. \quad (12)$$

Here,  $A_{i,g}$  measures the relative quality of the  $g$ -th sampled output within the group, and  $\epsilon_{\text{adv}}$  is a small constant for numerical stability.

Based on these advantages, we further refine the model learned in the disagreement perception phase, denoted as  $\pi_\theta$ , using GRPO:

$$\mathcal{L}_{\text{align}} = -\frac{1}{N} \sum_{i=1}^N \frac{1}{G} \sum_{g=1}^G A_{i,g} \sum_{t=1}^{|o_{i,g}|} \log \pi_\theta(o_{i,g,t} | x_i, o_{i,g,<t}). \quad (13)$$

Through GRPO-based optimization, the uncertainty alignment phase further refines the model beyond supervised learning by enhancing uncertainty-aware reasoning and aligning its uncertainty expression with the underlying human disagreement distribution. As a result, the model becomes better able to express uncertainty in a manner consistent with the degree of human disagreement in subjectivity analysis tasks.

### F. Implementation Details

To ensure the quality of training signals, we manually verify distilled rationales and LLM-as-Judge evaluation. For GPT-4o-generated rationales, we examine 500 samples and find that most rationales correctly support the majority label and capture plausible disagreement cues. For LLM-as-Judge evaluation in the uncertainty-aware reasoning reward, we manually annotate another 500 samples using the same 3-point Likert scale. The exact-match agreement between human and judge scores reaches 94.5%, suggesting that the judge model provides consistent reward signals.

## IV. EXPERIMENT

### A. Experiment Setup

**Datasets.** We evaluate DPUA on three subjectivity analysis tasks: sarcasm detection, offensiveness detection, and sentiment analysis.

- For sarcasm detection, we use Conversational Sarcasm Corpus (CSC) [34], a context-aware dataset that requires the model to determine whether a response is sarcastic given the dialogue context and the reply content.
- For sentiment analysis, we utilize GoEmotions (GOE) [35] to identify the emotional polarity expressed in text by distinguishing between positive and negative emotion categories.
- For offensiveness detection, we employ MD-Agreement (MD) [36], which aims to identify whether an online post is offensive, with particular emphasis on more implicit forms of aggression.

All datasets provide non-aggregated annotations and have been widely used in prior research on human disagreement [11], [12], [37]. After quality control, the remaining disagreement is generally treated in prior work as a useful proxy for intrinsic ambiguity in human interpretation, rather than being simply discarded as annotation error or random noise. We directly adopt the training and test split provided in these datasets. The statistics of datasets are reported in Table I.

**Metrics.** We evaluate model performance from two complementary aspects: label prediction and uncertainty alignment. For label prediction, we use Accuracy (Acc.) and macro-F1 score (F1) to assess whether the model correctly predicts task labels. For uncertainty alignment, we use Mean Absolute Error (MAE) and Pearson correlation coefficient (Coef.) to evaluate whether the model uncertainty distribution (Eq. (8)) is aligned with the human disagreement distribution (Eq. (2)). Both distributions are defined over the task label space and thus preserve task-label polarity. MAE and Coef. are then computed between these two distributions, where MAE measures their absolute discrepancy and Coef. measures the consistency of their variation trends.

**Experimental Settings.** In the disagreement perception phase, we perform SFT for 3 epochs with a learning rate of  $1 \times 10^{-4}$ . In the uncertainty alignment phase, we employ GRPO for 1 epoch with a learning rate of  $1 \times 10^{-6}$ . To improve training efficiency, we adopt LoRA (Low-Rank Adaptation) with a rank of 16 and a dropout rate of 0.05. The rationale learning weight  $\alpha$ ,  $\epsilon$ , and  $\epsilon_{\text{adv}}$  are all set to 0.1. The maximum rationale length is set to 100 tokens. Models are trained on the training set and evaluated on the test set. All results are

TABLE II

OVERALL PERFORMANCE COMPARISON ON THREE SUBJECTIVITY ANALYSIS DATASETS. RESULTS ARE REPORTED IN TERMS OF ACC., F1, MAE, AND COEF.; \* DENOTES BASELINES AUGMENTED WITH UNCERTAINTY-AWARE MODELING. **BOLD** AND UNDERLINED SCORES INDICATE THE BEST AND SECOND-BEST RESULTS, RESPECTIVELY.

Methods	CSC				GOE				MD			
	Acc.	F1	MAE	Coef.	Acc.	F1	MAE	Coef.	Acc.	F1	MAE	Coef.
Qwen-3-Instruct (8B)												
zero-shot	0.4851	0.4850	0.4231	0.3439	0.7694	0.7609	0.2350	0.6571	0.6748	0.6733	0.2694	0.5766
few-shot	0.5584	0.5466	0.4523	0.3731	0.7901	0.7870	0.2357	0.6494	0.7045	0.6999	0.2649	0.5772
w/ SFT	0.8438	0.8160	0.2164	0.6113	0.8263	0.8262	0.2458	0.7107	0.8171	0.7674	0.1957	0.6270
w/ SFT*	0.8404	0.8031	<u>0.1575</u>	0.6625	0.8243	0.8241	<u>0.1558</u>	<u>0.7355</u>	0.8044	0.7892	0.1727	0.6712
w/ GRPO	0.8459	<u>0.8179</u>	0.2180	0.6285	<u>0.8323</u>	<u>0.8323</u>	0.2474	0.6851	<u>0.8309</u>	<u>0.8086</u>	0.2022	0.6077
w/ GRPO*	0.8408	0.8145	0.1508	<u>0.6704</u>	0.8314	0.8313	0.1622	0.7136	0.8188	0.7992	<u>0.1681</u>	<u>0.7126</u>
DPUA	<b>0.8557</b>	<b>0.8218</b>	<b>0.1461</b>	<b>0.7047</b>	<b>0.8378</b>	<b>0.8378</b>	<b>0.1466</b>	<b>0.7697</b>	<b>0.8355</b>	<b>0.8168</b>	<b>0.1598</b>	<b>0.7492</b>
LLaMa-3.1-Instruct (8B)												
zero-shot	0.5283	0.5223	0.3936	0.1985	0.7568	0.7533	0.2210	0.6002	0.6830	0.6753	0.3162	0.5034
few-shot	0.5561	0.5608	0.4458	0.2514	0.7719	0.7709	0.2326	0.6040	0.6899	0.6855	0.2746	0.5549
w/ SFT	<u>0.8512</u>	0.7992	0.3134	0.4720	0.8362	0.8362	0.1878	0.7265	0.8178	0.7978	0.2397	0.6174
w/ SFT*	0.8333	0.7641	<u>0.1339</u>	<u>0.7258</u>	0.8170	0.8169	<u>0.1360</u>	<u>0.7671</u>	0.8086	0.7729	0.1934	0.6643
w/ GRPO	<u>0.8512</u>	<u>0.8027</u>	0.2988	0.4460	<u>0.8459</u>	<u>0.8459</u>	0.2110	0.6903	<u>0.8253</u>	<u>0.7997</u>	0.2022	0.6077
w/ GRPO*	0.8497	0.7968	0.1371	0.7212	0.8343	0.8343	0.1534	0.7175	0.8171	0.7674	<u>0.1818</u>	<u>0.6698</u>
DPUA	<b>0.8557</b>	<b>0.8048</b>	<b>0.1259</b>	<b>0.7610</b>	<b>0.8516</b>	<b>0.8514</b>	<b>0.1303</b>	<b>0.7854</b>	<b>0.8332</b>	<b>0.8145</b>	<b>0.1686</b>	<b>0.7215</b>

averaged over three runs. Experiments are conducted on four NVIDIA H20 GPUs.

**Baselines.** For a comprehensive evaluation, we use Qwen-3-Instruct (8B) and LLaMa-3.1-Instruct (8B) as the backbone models. We compare DPUA with four representative paradigms: zero-shot inference, few-shot prompting, supervised fine-tuning (SFT), and GRPO-based optimization. For few-shot prompting, we randomly select one positive and one negative example from each task as demonstrations.

For both SFT and GRPO, we consider two training settings. The standard setting uses only the majority hard label as supervision: SFT trains the model for label prediction, and GRPO further optimizes the standard SFT checkpoint with a vanilla accuracy-based reward, where correct predictions receive +1 and incorrect predictions receive -1. The uncertainty-aware setting, denoted with \*, augments the training target with rationale generation and confidence estimation following Eq. (5). Accordingly, SFT\* is trained with the unified autoregressive objective, and GRPO\* further optimizes the SFT\* checkpoint with the same accuracy-based reward. At inference time, all methods are required to output both the predicted label and the confidence score. For fairness, the hyperparameter settings of SFT and GRPO are kept identical to those used in DPUA.

## B. Main Result

Table II presents the performance of our proposed DPUA framework and the compared baselines on three subjectivity analysis datasets: CSC, MD, and GOE. Based on the results, we draw the following conclusions.

*a) Backbone performance under zero-shot settings:* The two backbone models show clear task-dependent differences in the zero-shot setting. On GOE, a sentiment analysis dataset, both models achieve Acc./F1 scores around 0.76, whereas on CSC, a sarcasm detection dataset, their scores drop to

around 0.50. This reflects the greater difficulty of sarcasm detection, which requires contextual reasoning over pragmatic incongruity. MD lies between GOE and CSC, as offensiveness detection involves both explicit toxic markers and context-dependent expressions. Notably, uncertainty alignment does not fully follow label prediction performance. For example, although LLaMa-3.1 achieves higher Acc./F1 than Qwen-3 on CSC, its Coef. is much lower, suggesting that better label prediction does not necessarily imply better alignment between model uncertainty and human disagreement. This highlights the distinction between task performance and uncertainty alignment in subjectivity analysis.

*b) Effect of few-shot prompting settings:* Few-shot prompting generally improves task performance, yielding relative gains of 6.41%/5.96% in average Acc./F1 for Qwen-3 and 2.53%/3.40% for LLaMa-3.1. This suggests that in-context demonstrations help the models better infer task-specific decision boundaries. However, such gains do not transfer consistently to uncertainty alignment. Both backbones show increased MAE under few-shot prompting, indicating less reliable confidence expression. These results suggest that prompting examples mainly benefit label prediction, but are insufficient for guiding models to express uncertainty in accordance with human disagreement.

*c) Effect of conventional training strategies:* Task-specific SFT substantially improves task performance over few-shot prompting, with average Acc./F1 gains of 21.15%/18.50% for Qwen-3 and 24.15%/20.62% for LLaMa-3.1. It also brings moderate improvements in uncertainty alignment, reducing average MAE by 30.96% and 22.26% for the two backbones, respectively. Nevertheless, these improvements are largely indirect effects of supervised learning rather than explicit optimization of uncertainty-aware reasoning or confidence expression. In comparison, vanilla GRPO provides only marginal and inconsistent benefits over

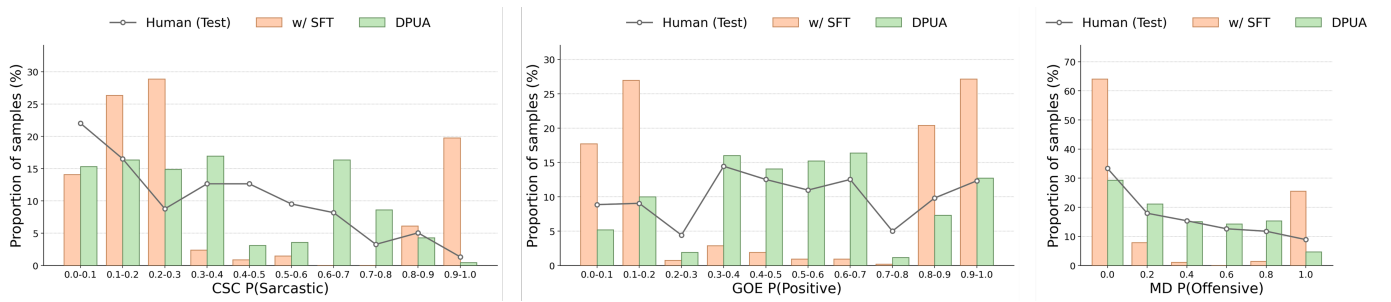


Fig. 3. Confidence distribution alignment with human disagreement. For visualization, model confidence scores are converted into class-wise probability distributions following Eq. (8). Compared with SFT, DPUA better aligns the resulting distributions with human disagreement and mitigates overconfidence.

SFT. While it slightly improves Acc. and F1, its effects on MAE and Coef. are mixed across backbones. This indicates that conventional reward optimization can strengthen label prediction, but without disagreement-aware rewards, it does not reliably align model uncertainty with human disagreement.

*d) Effect of uncertainty-aware modeling and DPUA.:*

Introducing uncertainty-aware modeling leads to clear improvements in uncertainty alignment. Compared with standard SFT, SFT\* reduces average MAE by 26.13% for Qwen-3 and 37.47% for LLaMA-3.1, while improving Coef. by 6.17% and 18.80%, respectively. Similarly, GRPO\* consistently outperforms vanilla GRPO on uncertainty alignment, reducing MAE by 27.94% and 33.67% and improving Coef. by 9.12% and 20.90% for the two backbones. These results highlight the importance of explicitly modeling uncertainty reflected by human disagreement. However, uncertainty-aware baselines sometimes sacrifice task performance, suggesting that simply adding uncertainty expression is insufficient to balance label prediction and uncertainty alignment.

In contrast, the full DPUA framework achieves the most favorable overall trade-off across datasets and backbones. Compared with the strongest non-DPUA baseline, DPUA maintains competitive label prediction performance, with average Acc./F1 gains of 0.79%/0.72% for Qwen-3 and 0.72%/0.91% for LLaMA-3.1. More importantly, it consistently improves uncertainty alignment, reducing average MAE by 5.94% and 8.31%, and improving Coef. by 6.06% and 5.13%, respectively. These results indicate that DPUA better balances task performance and uncertainty alignment, demonstrating the benefit of jointly modeling disagreement perception and uncertainty alignment.

*e) Distribution-level uncertainty alignment:*

To further examine whether DPUA aligns model confidence with human disagreement at the distribution level, we convert model confidence scores into class-wise probability distributions following Eq. (8), and compare them with the human annotation distributions. As shown in Figure 3, standard SFT tends to produce more polarized class-wise distributions, assigning many samples to probability regions near 0 or 1. This indicates that hard-label supervision encourages the model to make overly certain predictions, even when human annotations reveal substantial disagreement. In contrast, DPUA yields smoother confidence distributions and assigns more samples to intermediate probability regions, which better match the human annotation

patterns across the three datasets. These results suggest that DPUA mitigates overconfidence and better captures the graded uncertainty inherent in subjectivity analysis.

*C. Ablation Study*

In this section, we conduct ablation studies to assess the contribution of each key component in DPUA. We consider five variants: 1) *w/o Disagreement Perception (DP)*, which replaces the disagreement-aware training objective in the first phase with standard SFT; 2) *w/o Adaptive Decoupled Learning (DL)*, which replaces adaptive decoupled learning with the general segment-level loss in Eq. (5); 3) *w/o Uncertainty Alignment (UA)*, which uses the model trained after disagreement perception directly for inference; 4) *w/o Uncertainty-aware Reasoning Reward (URR)*, which removes the uncertainty-aware reasoning reward during the alignment phase; and 5) *w/o Uncertainty Calibration Reward (UCR)*, which removes the uncertainty calibration reward. We use Qwen-3 as the backbone and evaluate all variants on CSC and MD, where the backbone shows relatively weaker performance, making these datasets suitable for assessing the contribution of each component. We report F1 for label prediction and Coef. for uncertainty alignment.

The ablation results in Figure 4 show that each component contributes to DPUA, with different effects on label prediction and uncertainty alignment. (1) Removing the disagreement perception phase leads to the largest performance drop. Compared with w/o DP, DPUA improves F1 by 4.77% on CSC and 6.02% on MD, and improves Coef. by 15.28% and 19.49%, respectively. This indicates that explicitly modeling human disagreement in the first phase is crucial for learning transferable uncertainty-aware representations. (2) Adaptive decoupled learning also plays an important role, especially for uncertainty alignment. Compared with w/o DL, DPUA improves Coef. by 6.37% on CSC and 13.69% on MD, while also bringing F1 gains of 1.52% and 1.85%. This suggests that decoupling label prediction, rationale learning, and confidence learning helps the model better capture disagreement-related signals. (3) The uncertainty alignment phase further improves the trade-off between task performance and uncertainty alignment. Compared with w/o UA, DPUA improves F1 by 1.08% on CSC and 1.39% on MD, and improves Coef. by 5.12% and 5.15%, respectively. Among the two rewards, removing either URR or UCR leads to performance degradation, indicating

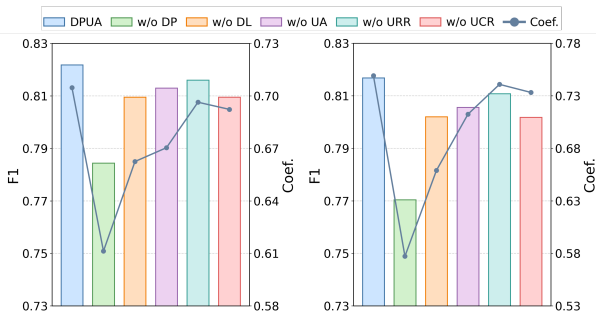


Fig. 4. Ablation studies by removing components from DPUA framework.

that both rewards contribute to the final alignment stage. Overall, these results verify that DPUA benefits from both disagreement perception in supervised learning and uncertainty alignment in reward optimization.

#### D. Generalization Evaluation

We further examine whether the uncertainty-aware capability learned by DPUA can transfer to out-of-distribution tasks. Specifically, we directly evaluate models trained on one subjectivity analysis dataset on another dataset, without any additional fine-tuning. Following the ablation setting, we use CSC and MD as target datasets, where the backbone exhibits weaker uncertainty alignment. The results are shown in Table III.

As shown in Table III, DPUA achieves the best or competitive results in most transfer settings. In transfers from GOE to CSC and MD, DPUA consistently improves both label prediction and uncertainty alignment over the zero-shot backbone and SFT-based variants, suggesting that the learned uncertainty-aware capability is not confined to the source task. The gain is particularly clear on GOE  $\rightarrow$  CSC, where DPUA improves F1 by 14.68% over the backbone while also achieving the best Coef. In transfers between CSC and MD, DPUA remains strong under larger task shifts: it obtains the best Acc. and Coef. on MD  $\rightarrow$  CSC, and the best Acc., F1, and MAE on CSC  $\rightarrow$  MD. This is notable because sarcasm and offensiveness involve different linguistic cues and disagreement sources, requiring the model to generalize beyond surface-level label patterns. Although SFT-based variants perform better on a few individual metrics, they often improve prediction or calibration unevenly. In contrast, DPUA provides a more balanced trade-off between label prediction and uncertainty alignment, suggesting that DPUA captures transferable uncertainty-aware patterns beyond task-specific label distributions.

#### E. Evaluation of Explainability

We evaluate the quality of rationales generated by DPUA to further assess its explainability, focusing on whether the rationales can support label prediction and reflect disagreement-related cues. Since reference-based metrics such as ROUGE and BERT-Score are unsuitable when gold rationales are non-unique, we follow [38] and evaluate rationales along four

TABLE III  
CROSS-TASK TRANSFER RESULTS ON CSC AND MD. QWEN-3 DENOTES THE ZERO-SHOT BACKBONE EVALUATED ON THE TARGET DATASET. SFT\* DENOTES THE UNCERTAINTY-AWARE SFT VARIANT.

Method	Acc.	F1	MAE	Coef.
<b>CSC</b>				
Qwen-3	0.4851	0.4850	0.4231	0.3439
<b>GOE <math>\rightarrow</math> CSC</b>				
w/ SFT	0.5061	0.5166	0.3953	0.3080
w/ SFT*	0.5506	0.5438	0.3640	0.3304
DPUA	<b>0.5625</b>	<b>0.5562</b>	<b>0.3011</b>	<b>0.3564</b>
<b>MD <math>\rightarrow</math> CSC</b>				
w/ SFT	0.7009	<b>0.6438</b>	0.2972	0.3076
w/ SFT*	0.7455	0.5732	<b>0.2429</b>	0.3045
DPUA	<b>0.7485</b>	0.5982	0.2646	<b>0.3478</b>
<b>MD</b>				
Qwen-3	0.6748	0.6733	0.2694	0.5766
<b>GOE <math>\rightarrow</math> MD</b>				
w/ SFT	0.6796	0.6774	0.2900	0.5537
w/ SFT*	0.7017	0.6969	0.2490	0.5930
DPUA	<b>0.7105</b>	<b>0.7050</b>	<b>0.2440</b>	<b>0.5985</b>
<b>CSC <math>\rightarrow</math> MD</b>				
w/ SFT	0.7370	0.7157	0.2577	0.5213
w/ SFT*	0.7602	0.7204	0.2279	<b>0.5399</b>
DPUA	<b>0.7641</b>	<b>0.7270</b>	<b>0.2278</b>	0.5321

dimensions: 1) *Informativeness*: whether the rationale provides useful information beyond the prediction, such as relevant context or background; 2) *Readability*: whether the rationale is fluent, grammatical, and easy to understand; 3) *Soundness*: whether the rationale is logically valid and well-supported by the input; 4) *Uncertainty-awareness*: whether the rationale appropriately reflects ambiguity, multiple plausible interpretations, or potential human disagreement. Each dimension is rated on a 5-point Likert scale, where 1 and 5 indicate the lowest and highest quality, respectively. We evaluate Qwen-3 rationales on 300 randomly selected test samples from CSC, GOE, and MD, comparing the original backbone, the model with the disagreement perception phase (w/ DP), and the full DPUA framework. For reliability, we conduct both automatic and human evaluation. GPT-4o is used as the automatic evaluator, while two annotators independently score each rationale for human evaluation, with averaged scores reported. The results are shown in Table IV.

Based on the results, we observe that: 1) Across most evaluation dimensions, both w/ DP and DPUA improve the rationale quality over the original backbone, and the full DPUA framework achieves the best overall performance. This indicates that disagreement-aware training contributes to more reliable explanations for subjectivity analysis. 2) The disagreement perception phase already brings clear gains in *Informativeness* and *Soundness*, suggesting that learning from disagreement signals helps the model identify more relevant evidence and construct more valid rationales. 3) After introducing the full DPUA framework, the improvement becomes more evident, especially in *Uncertainty-awareness*. The average score in-

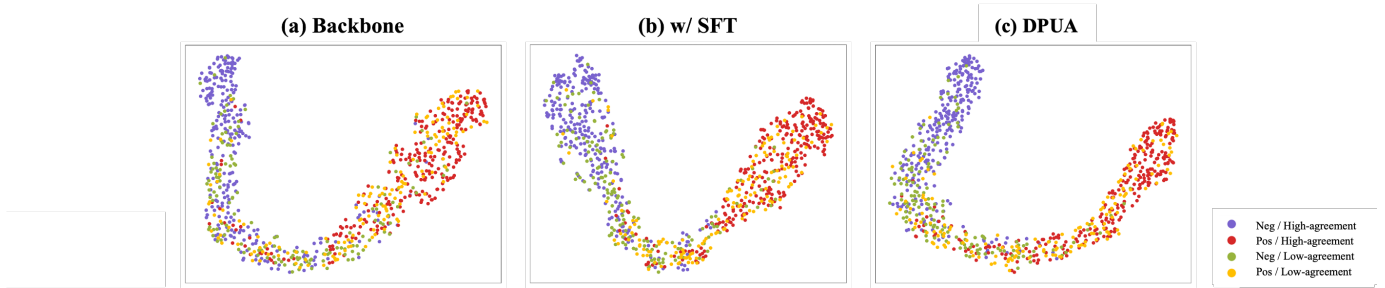


Fig. 5. t-SNE visualization of hidden-layer representations on the CSC test set. Compared with the Backbone and w/ SFT settings, DPUA preserves class separability while capturing uncertainty associated with human disagreement near decision boundaries.

TABLE IV  
EVALUATION OF THE RATIONALE QUALITY, INCLUDING  
INFORMATIVENESS (INFO.), READABILITY (READ.), SOUNDNESS  
(SOUND.), AND UNCERTAINTY-AWARENESS (UNC.).

Evaluator	GPT-4o			Human		
	Qwen	w/ DP	DPUA	Qwen	w/ DP	DPUA
Info.	3.45	3.95	3.98	3.39	4.08	4.15
Read.	4.28	4.30	4.30	4.82	4.84	4.82
Sound.	3.04	3.75	3.93	2.78	3.52	3.73
Unc.	3.10	3.52	3.91	2.85	3.64	3.99

creases from 2.98 for Qwen to 3.95 for DPUA, corresponding to a relative improvement of 31.2%. This suggests that DPUA not only improves explanation quality, but also enables the model to better express ambiguity and potential human disagreement. 4) By contrast, the improvement in *Readability* is relatively modest. This is reasonable because the backbone LLM already has strong language generation ability, and therefore its rationales are generally fluent and easy to read even before disagreement-aware optimization.

#### F. Representation Analysis

To further investigate the mechanism of DPUA, we extract the hidden-layer representations of Qwen-3 on the CSC test set and project them into a two-dimensional space using t-SNE. The same procedure is applied to the Backbone and w/ SFT settings, allowing us to compare the representation structures learned by different methods and examine their effects on class separability and uncertainty modeling. For clarity, we further partition the samples according to their human agreement scores, where samples with scores greater than 0.75 are treated as high-agreement samples, while those with scores no greater than 0.75 are treated as low-agreement samples. The results are shown in Figure 5.

Compared with the backbone, SFT improves the model’s ability to discriminate task labels, making the separation between positive and negative samples more pronounced in the representation space. However, since SFT mainly relies on hard-label supervision, it tends to pull samples toward the interior of class manifolds and compress the natural transition structure around decision boundaries. This representation pattern may induce overconfident predictions on low-agreement samples, where human judgments are inherently less consistent.

In contrast, DPUA preserves class separability while maintaining smoother and less rigid boundary structures. High-agreement samples are mainly located in the interior regions of each class manifold, whereas low-agreement samples are more often distributed near the boundaries between class manifolds. This visualization provides qualitative evidence that DPUA not only learns task-discriminative representations, but also captures uncertainty associated with human disagreement. Such a structure may partially explain its cross-task transferability: instead of merely fitting dataset-specific labels, DPUA learns a more general representation of subjective ambiguity, where high-agreement and low-agreement samples occupy relatively distinct regions of the decision space. These observations partially explain why DPUA mitigates overconfidence on boundary samples and supports more transferable uncertainty-aware subjectivity analysis.

#### G. Case Study

To examine how DPUA aligns LLM uncertainty with human disagreement, we conduct case studies on three instances, each randomly sampled from a different dataset. We compare DPUA with the original Qwen-3 backbone in terms of prediction, rationale, and confidence score. Based on Table V, we draw the following observations.

First, DPUA preserves downstream task performance. Across all three cases, DPUA produces correct predictions consistent with the ground-truth labels, matching or improving upon the original Qwen-3 backbone. For example, in Case 1, DPUA correctly identifies the offensiveness of the expression “*Soy version*”, whereas the backbone fails to recognize its underlying mocking connotation. These results suggest that introducing uncertainty-aware learning does not compromise the model’s ability to make accurate decisions.

Second, DPUA aligns its confidence more closely with human agreement. Compared with Qwen-3, DPUA assigns lower confidence to more ambiguous cases and explicitly reflects alternative interpretations in its rationales. For instance, it recognizes that “*HELLOOOOO STEVE!*” in Case 2 may be interpreted as either sarcasm or playful excitement, and that “*Imagine being upset over who someone loves*” in Case 3 may convey both negative criticism and implicit support for love acceptance. Overall, these examples show that DPUA maintains reliable predictions while expressing uncertainty in a manner better aligned with human disagreement.

TABLE V  
ILLUSTRATION OF THE CASE STUDY.

Case 1: Offensiveness Detection (MD)			
<b>Sample</b>	“Why does the mayor look like a Soy version of Justin Trudeau.”		<b>Label:</b> Offensive <b>Agreement Score:</b> 0.60
<b>Qwen-3</b>	<b>Prediction:</b> Normal <b>Confidence:</b> 0.95		
	<b>Rationale:</b> The text does not contain explicit markers of offense. The phrase “Soy version” potentially indicates a youthful appearance, which does not inherently insult or debase any individual or group.		
<b>DPUA</b>	<b>Prediction:</b> Offensive <b>Confidence:</b> 0.75		
	<b>Rationale:</b> The text is offensive because “Soy” is often used pejoratively in political discourse to mock masculinity. However, disagreement may arise because some readers may interpret it as black humor.		
Case 2: Sarcasm Detection (CSC)			
<b>Sample</b>	<b>Context:</b> “You walk into the room and Steve is there and Steve says “hi!””		<b>Response:</b> “HELLOOOOO STEVE!”
	<b>Label:</b> Sarcastic <b>Agreement Score:</b> 0.60		
<b>Qwen-3</b>	<b>Prediction:</b> Sarcastic <b>Confidence:</b> 0.88		
	<b>Rationale:</b> The response is sarcastic through excessive capitalization and elongated letters “O”, creating an exaggerated and potentially mocking tone.		
<b>DPUA</b>	<b>Prediction:</b> Sarcastic <b>Confidence:</b> 0.64		
	<b>Rationale:</b> This sample is sarcastic because the exaggerated response contrasts with Steve’s casual “hi!”, suggesting mockery or over-performance. However, some may interpret it simply as playful excitement.		
Case 3: Sentiment Analysis (GOE)			
<b>Sample</b>	“Imagine being upset over who someone loves.”		<b>Label:</b> Negative <b>Agreement Score:</b> 0.60
<b>Qwen-3</b>	<b>Prediction:</b> Negative <b>Confidence:</b> 0.85		
	<b>Rationale:</b> This text is negative because it criticizes people who are upset over someone’s choice of whom to love. The word “upset” signals a negative emotional state.		
<b>DPUA</b>	<b>Prediction:</b> Negative <b>Confidence:</b> 0.66		
	<b>Rationale:</b> This text is negative because it expresses mild criticism toward those who are upset over someone’s choice of whom to love. However, some may interpret it as positive due to its implicit support for love acceptance.		

## V. CONCLUSION

In this paper, we study how to mitigate LLM overconfidence in subjectivity analysis by enabling models to make accurate label predictions while expressing uncertainty aligned with human disagreement. To this end, we propose Disagreement Perception and Uncertainty Alignment (DPUA), a two-phase framework for uncertainty-aware modeling. DPUA first learns disagreement signals and then further aligns reasoning and uncertainty expression with the underlying human disagreement distribution. Experimental results across multiple subjectivity analysis datasets show that DPUA preserves core task performance, improves the alignment between model uncertainty and human disagreement, and reduces overconfidence on boundary samples. Additional evaluations under out-of-distribution settings further suggest that the ability to align uncertainty with human disagreement is transferable and supports better generalization. Overall, our findings underscore the value of modeling human disagreement as an intrinsic source of uncertainty and highlight its importance for developing more trustworthy and human-aligned LLMs in subjective decision-making scenarios.

## VI. ACKNOWLEDGMENT

This research was supported in part by the National Natural Science Foundation of China (Nos. 625B2033, 62576073, and 62376051), the Ministry of Education Humanities and Social Science Project of China (No. 25YJCZH308). We sincerely thank the reviewers for their valuable comments and constructive suggestions, which have helped improve the quality of this paper.

## REFERENCES

- [1] T. Kojima, S. S. Gu, M. Reid, Y. Matsuo, and Y. Iwasawa, “Large language models are zero-shot reasoners,” in *Advances in Neural Information Processing Systems 35: Annual Conference on Neural Information Processing Systems 2022, NeurIPS 2022, New Orleans, LA, USA, November 28 - December 9, 2022*, S. Koyejo, S. Mohamed, A. Agarwal, D. Belgrave, K. Cho, and A. Oh, Eds., 2022. [Online]. Available: [http://papers.nips.cc/paper\\_files/paper/2022/hash/8bb0d291acd4acf06ef112099c16f326-Abstract-Conference.html](http://papers.nips.cc/paper_files/paper/2022/hash/8bb0d291acd4acf06ef112099c16f326-Abstract-Conference.html)
- [2] OpenAI, “GPT-4 technical report,” *CoRR*, vol. abs/2303.08774, 2023. [Online]. Available: <https://doi.org/10.48550/arXiv.2303.08774>
- [3] A. Chowdhery, S. Narang, J. Devlin, M. Bosma, G. Mishra, A. Roberts, P. Barham, H. W. Chung, C. Sutton, S. Gehrmann, P. Schuh, K. Shi, S. Tsvyashchenko, J. Maynez, A. Rao, P. Barnes, Y. Tay, N. Shazeer, V. Prabhakaran, E. Reif, N. Du, B. Hutchinson, R. Pope, J. Bradbury, J. Austin, M. Isard, G. Gur-Ari, P. Yin, T. Duke, A. Levskaya, S. Ghemawat, S. Dev, H. Michalewski, X. Garcia, V. Misra, K. Robinson, L. Fedus, D. Zhou, D. Ippolito, D. Luan, H. Lim, B. Zoph, A. Spiridonov, R. Sepassi, D. Dohan, S. Agrawal, M. Omernick, A. M. Dai, T. S. Pillai, M. Pellat, A. Lewkowycz, E. Moreira, R. Child, O. Polozov, K. Lee, Z. Zhou, X. Wang, B. Saeta, M. Diaz, O. Firat, M. Catasta, J. Wei, K. Meier-Hellstern, D. Eck, J. Dean, S. Petrov, and N. Fiedel, “Palm: Scaling language modeling with pathways,” *J. Mach. Learn. Res.*, vol. 24, pp. 240:1–240:113, 2023. [Online]. Available: <http://jmlr.org/papers/v24/22-1144.html>
- [4] D. Zhang, Q. Dai, and H. Peng, “The best instruction-tuning data are those that fit,” *CoRR*, vol. abs/2502.04194, 2025. [Online]. Available: <https://doi.org/10.48550/arXiv.2502.04194>
- [5] Z. Zhou, S. Liu, M. Ning, W. Liu, J. Wang, D. F. Wong, X. Huang, Q. Wang, and K. Huang, “Is your model really a good math reasoner? evaluating mathematical reasoning with checklist,” in *The Thirteenth International Conference on Learning Representations, ICLR 2025, Singapore, April 24-28, 2025*. OpenReview.net, 2025. [Online]. Available: <https://openreview.net/forum?id=nDvgHIBRxQ>
- [6] X. Hu, J. Chen, X. Li, Y. Guo, L. Wen, P. S. Yu, and Z. Guo, “Towards understanding factual knowledge of large language models,” in *The Twelfth International Conference on Learning Representations, ICLR 2024, Vienna, Austria, May 7-11, 2024*. OpenReview.net, 2024. [Online]. Available: <https://openreview.net/forum?id=9OevMUDods>
- [7] L. Aroyo, L. Dixon, N. Thain, O. Redfield, and R. Rosen, “Crowdsourcing subjective tasks: The case study of understanding

- toxicity in online discussions,” in *Companion of The 2019 World Wide Web Conference, WWW 2019, San Francisco, CA, USA, May 13-17, 2019*, S. Amer-Yahia, M. Mahdian, A. Goel, G. Houben, K. Lerman, J. J. McAuley, R. Baeza-Yates, and L. Zia, Eds. ACM, 2019, pp. 1100–1105. [Online]. Available: <https://doi.org/10.1145/3308560.3317083>
- [8] A. Uma, T. Fornaciari, D. Hovy, S. Paun, B. Plank, and M. Poesio, “Learning from disagreement: A survey,” *J. Artif. Intell. Res.*, vol. 72, pp. 1385–1470, 2021. [Online]. Available: <https://doi.org/10.1613/jair.1.12752>
- [9] V. Basile, “It’s the end of the gold standard as we know it. on the impact of pre-aggregation on the evaluation of highly subjective tasks,” in *Proceedings of the AIXIA 2020 Discussion Papers Workshop co-located with the 19th International Conference of the Italian Association for Artificial Intelligence (AIXIA2020), Anywhere, November 27th, 2020*, ser. CEUR Workshop Proceedings, G. Vizzari, M. Palmonari, and A. Orlandini, Eds., vol. 2776. CEUR-WS.org, 2020, pp. 31–40. [Online]. Available: <https://ceur-ws.org/Vol-2776/paper-4.pdf>
- [10] V. Basile, M. Fell, T. Fornaciari, D. Hovy, S. Paun, B. Plank, M. Poesio, and A. Uma, “We need to consider disagreement in evaluation,” in *Proceedings of the 1st Workshop on Benchmarking: Past, Present and Future*, K. Church, M. Liberman, and V. Kordoni, Eds. Online: Association for Computational Linguistics, Aug. 2021, pp. 15–21. [Online]. Available: <https://aclanthology.org/2021.bppf-1.3/>
- [11] A. Uma, T. Fornaciari, A. Dumitrache, T. Miller, J. Chamberlain, B. Plank, E. Simpson, and M. Poesio, “SemEval-2021 task 12: Learning with disagreements,” in *Proceedings of the 15th International Workshop on Semantic Evaluation (SemEval-2021)*. Online: Association for Computational Linguistics, Aug. 2021, pp. 338–347. [Online]. Available: <https://aclanthology.org/2021.semeval-1.41/>
- [12] E. Leonardelli, G. Abercrombie, D. Almanea, V. Basile, T. Fornaciari, B. Plank, V. Rieser, A. Uma, and M. Poesio, “Semeval-2023 task 11: Learning with disagreements (lewid),” in *Proceedings of the The 17th International Workshop on Semantic Evaluation, SemEval@ACL 2023, Toronto, Canada, 13-14 July 2023*, A. K. Ojha, A. S. Dogruöz, G. D. S. Martino, H. T. Madabushi, R. Kumar, and E. Sartori, Eds. Association for Computational Linguistics, 2023, pp. 2304–2318. [Online]. Available: <https://doi.org/10.18653/v1/2023.semeval-1.314>
- [13] A. M. Davani, M. Díaz, and V. Prabhakaran, “Dealing with disagreements: Looking beyond the majority vote in subjective annotations,” *Trans. Assoc. Comput. Linguistics*, vol. 10, pp. 92–110, 2022. [Online]. Available: [https://doi.org/10.1162/tacl\\_a\\_00449](https://doi.org/10.1162/tacl_a_00449)
- [14] J. Lu, K. Ma, K. Wang, K. Xiao, R. K. Lee, B. Xu, L. Yang, and H. Lin, “Is LLM an overconfident judge? unveiling the capabilities of llms in detecting offensive language with annotation disagreement,” in *Findings of the Association for Computational Linguistics, ACL 2025, Vienna, Austria, July 27 - August 1, 2025*, ser. Findings of ACL, W. Che, J. Nabende, E. Shutova, and M. T. Pilehvar, Eds. Association for Computational Linguistics, 2025, pp. 5609–5626. [Online]. Available: <https://aclanthology.org/2025.findings-acl.293/>
- [15] Z. Shao, P. Wang, Q. Zhu, R. Xu, J. Song, M. Zhang, Y. K. Li, Y. Wu, and D. Guo, “Deepseekmath: Pushing the limits of mathematical reasoning in open language models,” *CoRR*, vol. abs/2402.03300, 2024. [Online]. Available: <https://doi.org/10.48550/arXiv.2402.03300>
- [16] B. Mathew, P. Saha, S. M. Yimam, C. Biemann, P. Goyal, and A. Mukherjee, “Hatexplain: A benchmark dataset for explainable hate speech detection,” in *Thirty-Fifth AAAI Conference on Artificial Intelligence, AAAI 2021, Thirty-Third Conference on Innovative Applications of Artificial Intelligence, IAAI 2021, The Eleventh Symposium on Educational Advances in Artificial Intelligence, EAAI 2021, Virtual Event, February 2-9, 2021*. AAAI Press, 2021, pp. 14867–14875. [Online]. Available: <https://ojs.aaai.org/index.php/AAAI/article/view/17745>
- [17] T. Davidson, D. Warmesley, M. W. Macy, and I. Weber, “Automated hate speech detection and the problem of offensive language,” in *Proceedings of the Eleventh International Conference on Web and Social Media, ICWSM 2017, Montréal, Québec, Canada, May 15-18, 2017*. AAAI Press, 2017, pp. 512–515. [Online]. Available: <https://aaai.org/ocs/index.php/ICWSM/ICWSM17/paper/view/15665>
- [18] B. Plank, “The “problem” of human label variation: On ground truth in data, modeling and evaluation,” in *Proceedings of the 2022 Conference on Empirical Methods in Natural Language Processing*, Y. Goldberg, Z. Kozareva, and Y. Zhang, Eds. Abu Dhabi, United Arab Emirates: Association for Computational Linguistics, Dec. 2022, pp. 10671–10682. [Online]. Available: <https://aclanthology.org/2022.emnlp-main.731/>
- [19] T. Fornaciari, A. Uma, S. Paun, B. Plank, D. Hovy, and M. Poesio, “Beyond black & white: Leveraging annotator disagreement via soft-label multi-task learning,” in *Proceedings of the 2021 Conference of the North American Chapter of the Association for Computational Linguistics: Human Language Technologies, NAACL-HLT 2021, Online, June 6-11, 2021*, K. Toutanova, A. Rumshisky, L. Zettlemoyer, D. Hakkani-Tür, I. Beltagy, S. Bethard, R. Cotterell, T. Chakraborty, and Y. Zhou, Eds. Association for Computational Linguistics, 2021, pp. 2591–2597. [Online]. Available: <https://doi.org/10.18653/v1/2021.naacl-main.204>
- [20] C. Baumler, A. Sotnikova, and H. D. III, “Which examples should be multiply annotated? active learning when annotators may disagree,” in *Findings of the Association for Computational Linguistics: ACL 2023, Toronto, Canada, July 9-14, 2023*, ser. Findings of ACL, A. Rogers, J. L. Boyd-Graber, and N. Okazaki, Eds. Association for Computational Linguistics, 2023, pp. 10352–10371. [Online]. Available: <https://doi.org/10.18653/v1/2023.findings-acl.658>
- [21] T. C. Weerasooriya, A. Ororbia, R. Bhensadadia, A. KhudaBukhsh, and C. Homan, “Disagreement matters: Preserving label diversity by jointly modeling item and annotator label distributions with DisCo,” in *Findings of the Association for Computational Linguistics: ACL 2023*. Toronto, Canada: Association for Computational Linguistics, Jul. 2023, pp. 4679–4695. [Online]. Available: <https://aclanthology.org/2023.findings-acl.287/>
- [22] M. F. Parappan and R. Henao, “Learning subjective label distributions via sociocultural descriptors,” in *Proceedings of the 2025 Conference on Empirical Methods in Natural Language Processing, EMNLP 2025, Suzhou, China, November 4-9, 2025*, C. Christodoulopoulos, T. Chakraborty, C. Rose, and V. Peng, Eds. Association for Computational Linguistics, 2025, pp. 20322–20338. [Online]. Available: <https://doi.org/10.18653/v1/2025.emnlp-main.1026>
- [23] H. Huang, Y. Yang, Z. Zhang, S. Lee, and Y. Wu, “A survey of uncertainty estimation in llms: Theory meets practice,” *CoRR*, vol. abs/2410.15326, 2024. [Online]. Available: <https://doi.org/10.48550/arXiv.2410.15326>
- [24] O. Shorinwa, Z. Mei, J. Lidard, A. Z. Ren, and A. Majumdar, “A survey on uncertainty quantification of large language models: Taxonomy, open research challenges, and future directions,” *ACM Comput. Surv.*, vol. 58, no. 3, pp. 63:1–63:38, 2026. [Online]. Available: <https://doi.org/10.1145/3744238>
- [25] Z. Xu, T. Song, and Y. Lee, “Confronting verbalized uncertainty: Understanding how llm’s verbalized uncertainty influences users in ai-assisted decision-making,” *Int. J. Hum. Comput. Stud.*, vol. 197, p. 103455, 2025. [Online]. Available: <https://doi.org/10.1016/j.ijhcs.2025.103455>
- [26] S. Lin, J. Hilton, and O. Evans, “Teaching models to express their uncertainty in words,” *Trans. Mach. Learn. Res.*, vol. 2022, 2022. [Online]. Available: <https://openreview.net/forum?id=8s8K2UZGTZ>
- [27] T. Zhang, H. Shi, Y. Wang, H. Wang, X. He, Z. Li, H. Chen, L. Han, K. Xu, H. Zhang, D. Metaxas, and H. Wang, “Tokur: Token-level uncertainty estimation for large language model reasoning,” 2026. [Online]. Available: <https://arxiv.org/abs/2505.11737>
- [28] E. Fadeeva, A. Rubashevskii, A. Shelmanov, S. Petrakov, H. Li, H. Mubarak, E. Tsymbalov, G. Kuzmin, A. Panchenko, T. Baldwin, P. Nakov, and M. Panov, “Fact-checking the output of large language models via token-level uncertainty quantification,” in *Findings of the Association for Computational Linguistics, ACL 2024, Bangkok, Thailand and virtual meeting, August 11-16, 2024*, ser. Findings of ACL, L. Ku, A. Martins, and V. Srikumar, Eds. Association for Computational Linguistics, 2024, pp. 9367–9385. [Online]. Available: <https://doi.org/10.18653/v1/2024.findings-acl.558>
- [29] X. Wang, J. Wei, D. Schuurmans, Q. V. Le, E. H. Chi, S. Narang, A. Chowdhery, and D. Zhou, “Self-consistency improves chain of thought reasoning in language models,” in *The Eleventh International Conference on Learning Representations, ICLR 2023, Kigali, Rwanda, May 1-5, 2023*. OpenReview.net, 2023. [Online]. Available: <https://openreview.net/forum?id=IPL1NIMMrw>
- [30] J. Chen and J. Mueller, “Quantifying uncertainty in answers from any language model and enhancing their trustworthiness,” in *Proceedings of the 62nd Annual Meeting of the Association for Computational Linguistics (Volume 1: Long Papers), ACL 2024, Bangkok, Thailand, August 11-16, 2024*, L. Ku, A. Martins, and V. Srikumar, Eds. Association for Computational Linguistics, 2024, pp. 5186–5200. [Online]. Available: <https://doi.org/10.18653/v1/2024.acl-long.283>
- [31] Q. Lyu, K. Shridhar, C. Malaviya, L. Zhang, Y. Elazar, N. Tandon, M. Apidianaki, M. Sachan, and C. Callison-Burch, “Calibrating large language models with sample consistency,” in *Thirty-Ninth AAAI Conference on Artificial Intelligence, Thirty-Seventh Conference on Innovative Applications of Artificial Intelligence, Fifteenth Symposium*

- on *Educational Advances in Artificial Intelligence, AAAI 2025, Philadelphia, PA, USA, February 25 - March 4, 2025*, T. Walsh, J. Shah, and Z. Kolter, Eds. AAAI Press, 2025, pp. 19 260–19 268. [Online]. Available: <https://doi.org/10.1609/aaai.v39i18.34120>
- [32] M. Sandri, E. Leonardelli, S. Tonelli, and E. Jezek, “Why don’t you do it right? analysing annotators’ disagreement in subjective tasks,” in *Proceedings of the 17th Conference of the European Chapter of the Association for Computational Linguistics, EACL 2023, Dubrovnik, Croatia, May 2-6, 2023*, A. Vlachos and I. Augenstein, Eds. Association for Computational Linguistics, 2023, pp. 2420–2433. [Online]. Available: <https://doi.org/10.18653/v1/2023.eacl-main.178>
- [33] N. Deng, X. F. Zhang, S. Liu, W. Wu, L. Wang, and R. Mihalcea, “You are what you annotate: Towards better models through annotator representations,” in *Findings of the Association for Computational Linguistics: EMNLP 2023, Singapore, December 6-10, 2023*, H. Bouamor, J. Pino, and K. Bali, Eds. Association for Computational Linguistics, 2023, pp. 12 475–12 498. [Online]. Available: <https://doi.org/10.18653/v1/2023.findings-emnlp.832>
- [34] H. Jang and D. Frassinelli, “Generalizable sarcasm detection is just around the corner, of course!” in *Proceedings of the 2024 Conference of the North American Chapter of the Association for Computational Linguistics: Human Language Technologies (Volume 1: Long Papers), NAACL 2024, Mexico City, Mexico, June 16-21, 2024*, K. Duh, H. Gómez-Adorno, and S. Bethard, Eds. Association for Computational Linguistics, 2024, pp. 4238–4249. [Online]. Available: <https://doi.org/10.18653/v1/2024.naacl-long.238>
- [35] D. Demszky, D. Movshovitz-Attias, J. Ko, A. S. Cowen, G. Nemade, and S. Ravi, “Goemotions: A dataset of fine-grained emotions,” in *Proceedings of the 58th Annual Meeting of the Association for Computational Linguistics, ACL 2020, Online, July 5-10, 2020*, D. Jurafsky, J. Chai, N. Schlueter, and J. R. Tetreault, Eds. Association for Computational Linguistics, 2020, pp. 4040–4054. [Online]. Available: <https://doi.org/10.18653/v1/2020.acl-main.372>
- [36] E. Leonardelli, S. Menini, A. P. Aprosio, M. Guerini, and S. Tonelli, “Agreeing to disagree: Annotating offensive language datasets with annotators’ disagreement,” in *Proceedings of the 2021 Conference on Empirical Methods in Natural Language Processing, EMNLP 2021, Virtual Event / Punta Cana, Dominican Republic, 7-11 November, 2021*, M. Moens, X. Huang, L. Specia, and S. W. Yih, Eds. Association for Computational Linguistics, 2021, pp. 10 528–10 539. [Online]. Available: <https://doi.org/10.18653/v1/2021.emnlp-main.822>
- [37] E. Leonardelli, S. Casola, S. Peng, G. Rizzi, V. Basile, E. Fersini, D. Frassinelli, H. Jang, M. Pavlovic, B. Plank, and M. Poesio, “Lewidi-2025 at nlperspectives: The third edition of the learning with disagreements shared task,” *CoRR*, vol. abs/2510.08460, 2025. [Online]. Available: <https://doi.org/10.48550/arXiv.2510.08460>
- [38] H. Wang, M. S. Hee, M. R. Awal, K. T. W. Choo, and R. K. Lee, “Evaluating GPT-3 generated explanations for hateful content moderation,” in *Proceedings of the Thirty-Second International Joint Conference on Artificial Intelligence, IJCAI 2023, 19th-25th August 2023, Macao, SAR, China*. ijcai.org, 2023, pp. 6255–6263.