

---

# FLARE: Full-Modality Long-Video Audiovisual Retrieval Benchmark with User-Simulated Queries

---

Qijie You<sup>1\*</sup> Hao Liang<sup>2,4\*†</sup> Mingrui Chen<sup>3</sup> Bohan Zeng<sup>2</sup> Meiyi Qiang<sup>2</sup>  
 Zhenhao Wong<sup>2</sup> Wentao Zhang<sup>2,4‡</sup>

<sup>1</sup>University of Science and Technology Beijing

<sup>2</sup>Peking University

<sup>3</sup>Institute of Automation, Chinese Academy of Sciences

<sup>4</sup>Zhongguancun Academy

## Abstract

As video becomes increasingly central to information dissemination and multi-modal large language models (MLLMs) continue to advance, evaluating video retrieval has become increasingly important. In realistic search scenarios, this requires matching short user queries to long-form content using both visual and auditory evidence. Yet existing retrieval benchmarks are still dominated by short clips, single modalities, and caption-based evaluation. We introduce FLARE, a full-modality long-video audiovisual retrieval benchmark with user-simulated queries. Built from 399 carefully screened Video-MME videos (10–60 min, 225.4 h) to ensure source quality and diversity, FLARE contains 87,697 clips annotated with vision, audio, and unified audiovisual captions, together with 274,933 user-style queries. Cross-modal queries are further filtered by a hard bimodal constraint, requiring retrieval to fail under either modality alone but succeed when both are combined. FLARE evaluates models under two regimes, caption-based and query-based retrieval, across vision, audio, and unified audiovisual settings. Experiments with 15 representative retrievers show that user-style queries substantially change model behavior, strong caption-based performance does not always transfer to query-based retrieval, and audio–language alignment remains a key bottleneck for unified audiovisual retrieval. Our code and data are released at <https://flarebench.github.io/>

## 1 Introduction

Video has become one of the dominant media for information dissemination on the modern Internet, and building high-quality video retrieval systems is therefore an increasingly important task. The rapid progress of multimodal large language models [26, 33] has further elevated this need: video retrieval is now considered a key capability of MLLMs, since it directly reflects how well these models align long visual and auditory streams with natural-language intent. In a realistic search scenario, queries are fundamentally *audiovisual* (depending on both modalities), *long-context* (the target lies within a video spanning tens of minutes), and *user-shaped* (much shorter and more partial than a full description). However, public benchmarks still fall short of these properties: they focus on short clips, evaluate one modality at a time, and measure models against detailed captions rather than realistic queries.

Most existing video–text and audio–text benchmarks were built around independently collected short clips, with later work mainly scaling up data. LoVR [3] took a step toward long videos but remains

---

\*Equal contribution.

†Project leader.

‡Corresponding author.

single-modal, while audiovisual benchmarks instead target QA [12, 4], classification [6], or composed retrieval [15]—none of which probes whether unified multimodal models can actually *retrieve* long videos from realistic queries. Equally important, all of these benchmarks evaluate models against the same form of text used during construction, leaving it unclear whether reported gains transfer to the shorter, partial queries that real users issue.

To fill this gap, we introduce **FLARE**, the first *Full-modality Long-video Audiovisual Retrieval Benchmark* with user-simulated queries. FLARE comprises 399 long-form videos (10–60 min, 225.4 h) from Video-MME [12], segmented into 87,697 clips, each annotated with vision, audio, and unified audiovisual captions, plus 274,933 user-style queries across three modality types. Every cross-modal query satisfies a *hard bimodal constraint* (Eq. 6): it must *fail* unimodal retrieval and only *succeed* when both modalities are combined, ensuring genuine audiovisual reasoning. Built on top of these annotations, FLARE further introduces a *dual-regime* evaluation protocol that benchmarks every model under both a caption-based regime (detailed captions) and a query-based regime (user-style queries) on the same gallery, isolating the impact of query formulation on model assessment.

Benchmarking 15 representative contrastive and LLM-based retrievers [22, 27, 8, 29, 17, 11, 31, 21, 9, 32, 13, 35, 28, 24] reveals two phenomena that demonstrate the value of FLARE. First, switching from captions to user-style queries causes the previously top-performing model in *each* of the three modalities to suffer a drop of around 20–40% in Recall@1, showing that user queries, although derived from the same content, pose a much greater challenge than information-rich captions and thus constitute an indispensable complement to caption-based evaluation. Second, comparing single-modal and full-modality settings reveals that audio retrieval is consistently the bottleneck of unified audiovisual models; strengthening audio–language alignment and designing better cross-modal fusion mechanisms thus remain important open challenges that single-modality benchmarks fundamentally cannot expose.

Our contributions are summarized as follows:

- We present FLARE, which, to the best of our knowledge, is the first full-modality long-video retrieval benchmark. A highly automated generation pipeline, complemented by rigorous human-assisted review, yields a high-quality benchmark of 399 long-form videos and 87,697 clips with vision, audio, and unified captions that jointly supports vision, audio, and unified audiovisual retrieval.
- We further construct 274,933 user-style queries across three modality types, making FLARE, to the best of our knowledge, the first benchmark to introduce user-simulated queries with a hard bimodal constraint. Each query undergoes a rigorous validation process, ensuring that single-modality queries remain strongly relevant to the original captions while reflecting user-like search behavior, and that cross-modal queries further require information from both modalities.
- We comprehensively evaluate 15 baselines and reveal differences and deficiencies at two levels—*caption vs. query* and *single-modal vs. unified audiovisual*—highlighting the limitations of current research.

## 2 Related Work

### 2.1 Single-Modality Retrieval Benchmarks

Earlier video–text and audio–text retrieval benchmarks, such as MSR-VTT [34], MSVD [5], and VATEX [30] on the visual side, and AudioCaps [16], Clotho [10], MusicCaps [2], and WavCaps [20] on the audio side, were largely built on independent short clips, with subsequent improvements mainly focusing on data scale and diversity. Such settings lack long-video context as a source of difficulty and are not well aligned with realistic search scenarios. With the rapid development of multimodal LLMs, recent work represented by LoVR [3] extends visual retrieval to long videos and introduces a more challenging temporal context, but it still operates within a single modality. As unified multimodal models become a central trend, building a video–text retrieval benchmark that simultaneously supports single-modality and unified-modality evaluation has become increasingly important.

Table 1: Comparison with existing benchmarks. **Construction:** H = Human, A = Automated, H+A = Human + Automated.

| Category     | Benchmark                 | Units               | Duration         | Construction | Format        | Query |
|--------------|---------------------------|---------------------|------------------|--------------|---------------|-------|
| Vision       | MSR-VTT [34]              | 10K                 | ~15 s            | H            | Caption       | ✗     |
|              | MSVD [5]                  | 1,970               | ~10 s            | H            | Caption       | ✗     |
|              | VATEX [30]                | 41K                 | ~10 s            | H            | Caption       | ✗     |
|              | LoVR [3]                  | 40,804              | ~18 s            | H+A          | Caption       | ✗     |
| Audio        | AudioCaps [16]            | 51K                 | ~10 s            | H            | Caption       | ✗     |
|              | Clotho [10]               | 6,974               | 15–30 s          | H            | Caption       | ✗     |
|              | MusicCaps [2]             | 5,521               | 10 s             | H            | Caption       | ✗     |
|              | WavCaps [20]              | 403K                | ~67.6 s          | A            | Caption       | ✗     |
| Vision+Audio | VGGSound [6]              | 200K                | 10 s             | A            | Caption       | ✗     |
|              | Video-MME [12]            | 900                 | 11 s–1 h         | H            | QA            | ✗     |
|              | OmniCVR [15]              | 160K                | ~11.8 s          | H+A          | Caption       | ✗     |
|              | JointAVBench [4]          | 1,046               | ~97 s            | H+A          | QA            | ✗     |
|              | <b>Ours (FLARE-Clip)</b>  | <b>87,697 clips</b> | <b>~9.2 s</b>    | H+A          | Caption+Query | ✓     |
|              | <b>Ours (FLARE-Video)</b> | <b>399 videos</b>   | <b>~33.9 min</b> | H+A          | Caption       | ✓     |

## 2.2 Joint Audiovisual Benchmarks

As unified multimodal models continue to advance, evaluating a model’s joint audiovisual capability has become a central focus of multimodal research. Some existing cross-modal benchmarks, such as Video-MME [12] and JointAVBench [4], concentrate on QA-style evaluation of joint audio–visual reasoning, evaluating MLLMs via multiple-choice questions rather than embedding-based retrieval. Others, such as VGGSound [6] and OmniCVR [15], focus on audio classification, where vision is treated more as auxiliary information, or on composed retrieval tasks where the model retrieves a target video given a source video and a textual modification. In contrast, we construct the first long-video retrieval benchmark that jointly covers vision, audio, and unified audiovisual settings, and we further build a user-style query dimension on top of detailed captions, which significantly increases the realism and difficulty of FLARE. Table 1 summarizes the detailed comparison.

## 3 Dataset Construction

This section describes how we construct high-quality FLARE data across three modality settings—vision, audio, and unified audiovisual—and two textual forms: detailed captions and user-simulated queries. We use a highly automated pipeline supplemented by targeted human review to ensure data quality while maintaining scalability (Appendix A); the main prompts used in the automated stages are reported in Appendix C.

### 3.1 Video Source and Clip Extraction

**Video source selection.** We build upon Video-MME [12], which covers 6 visual domains and 30 subfields with videos ranging from 11 s to 1 h, incorporating rich multimodal signals (visual content, subtitles, and audio tracks). To focus on challenging long-form retrieval, we retain only videos exceeding 10 minutes.

**Visual scene segmentation.** Each video  $v$  is decomposed into temporally contiguous clips  $v = \{c_1, c_2, \dots, c_N\}$  via the ContentDetector of PySceneDetect [1]. For frames  $\{f_1, \dots, f_M\}$ , a content change score  $\delta_i$  is computed between consecutive frames  $f_i$  and  $f_{i+1}$ ; a scene boundary is placed when  $\delta_i > \tau$ , subject to a minimum duration  $d_{\min}$ . We set  $\tau = 30.0$  and  $d_{\min} = 3$  s based on parameter sweeps with manual inspection.

**Modality triage and audio-driven segmentation.** Clips that remain longer than one minute after visual segmentation typically derive their semantic continuity from the audio track (e.g., lectures, narration) rather than visual change, motivating segmentation from the audio side. To verify this premise, we score each such clip with Qwen3-VL-235B-A22B-Instruct [26], which assigns an audio



Figure 1: Data Case. Due to space constraints, many parts are omitted.

importance score  $s_{\text{aud}} \in [0, 10]$ ; clips with  $s_{\text{aud}} \geq 6$  are routed to audio-driven segmentation, while borderline cases (Appendix A.3) are adjudicated by human annotators.

*Audio semantic segmentation.* We transcribe each clip with Qwen3-ASR-1.7B [23] to obtain word-level timestamps, and use Qwen3-235B-A22B-Instruct [25] to partition the transcript into topically coherent paragraphs  $\{S_1, \dots, S_P\}$ , each mapped back to a temporal span  $[t_p^s, t_p^e]$ . Spans shorter than  $d_{\text{min}}^{\text{sem}} = 1$  s are merged with neighbors.

*Spectral novelty detection.* The LLM-based splitter above relies on speech transcripts and therefore cannot place boundaries at non-speech acoustic events (e.g., music shifts, applause, ambient changes). As a complementary signal, we run spectral novelty detection over the mel-spectrogram  $\mathbf{M}$  and combine two novelty functions:

(i) *Spectral flux:*

$$\Phi(t) = \sum_{b=1}^B \max(\log M_{b,t} - \log M_{b,t-1}, 0). \quad (1)$$

(ii) *KL divergence*, measuring the per-frame spectral-shape shift after normalizing each frame to  $\mathbf{p}_t = \mathbf{M}_{:,t} / \|\mathbf{M}_{:,t}\|_1$ :

$$D_{\text{KL}}(t) = \sum_{b=1}^B p_{b,t} \log \frac{p_{b,t}}{p_{b,t-1}}. \quad (2)$$

Both curves are standardized with a robust (MAD-based) z-score and fused with equal weight:

$$\mathcal{N}(t) = \frac{1}{2} \hat{\Phi}(t) + \frac{1}{2} \hat{D}_{\text{KL}}(t). \quad (3)$$

Local peaks of  $\mathcal{N}$  exceeding  $z_{\text{min}} = 5$  with a minimum inter-peak gap of 1 s form candidate boundaries; resulting segments shorter than  $d_{\text{min}}^{\text{spec}} = 3$  s are merged with neighbors.

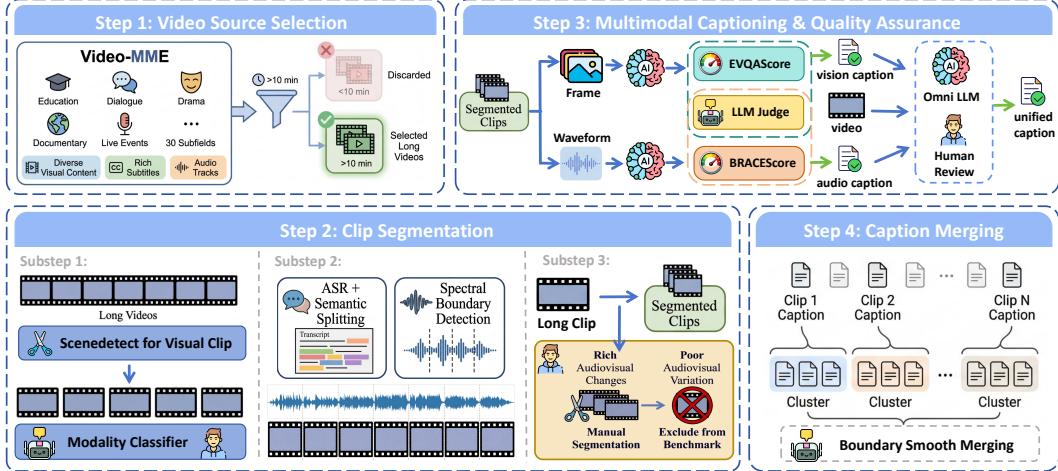


Figure 2: Caption Construct

**Final human review.** To guarantee that every retained clip is retrieval-friendly—short enough to carry a single coherent topic and exhibiting non-trivial audiovisual variation—clips still exceeding 2 minutes after automated segmentation are routed to human review, where annotators manually split them along the dominant modality or discard clips lacking meaningful audio-visual content (full protocol in Appendix A.2).

### 3.2 Multimodal Caption Generation

Each clip is annotated with a visual caption, an audio caption, and a unified multimodal caption. We further aggregate clip-level captions into video-level descriptions through hierarchical merging, with multi-layer quality assurance throughout.

**Visual and audio captioning.** We generate modality-specific captions with strong multimodal models: Qwen3-VL-235B-A22B-Instruct [26] for visual content and Qwen3-Omni-30B-A3B-Instruct [33] for audio content. Visual captions describe visible objects, actions, attributes, spatial relations, and other visual cues, while audio captions capture speech, speakers, music, and other auditory events; both faithfully and comprehensively reflect the corresponding modality in the video.

**Caption quality assurance.** We filter visual and audio captions with EVQAScore [18] and BRACEScore [14], respectively, supplemented by semantic coherence checks using Qwen3-235B-A22B-Instruct. The quality thresholds are calibrated on a small human-reviewed pilot set, and captions falling below the thresholds or flagged by the LLM are manually reviewed and corrected (Appendix A.4).

**Unified caption generation.** Given the quality-assured vision and audio captions, Qwen3-Omni-30B-A3B-Instruct [33] generates a high-quality unified caption that preserves information from both modalities and naturally integrates it according to the video content.

**Hierarchical caption merging.** Directly captioning entire long videos leads to incomplete descriptions. We instead construct video-level captions bottom-up: clip-level unified captions are sorted by scene order and partitioned into clusters of  $k=10$ . Within each cluster, an LLM smooths only the *adjacent paragraph boundaries*. Let  $p_{c_i}^{\text{tail}}$  and  $p_{c_{i+1}}^{\text{head}}$  denote the last and first paragraphs of consecutive captions. The merged result is:

$$\text{cap}_{\text{merged}} = p_{c_i}^{\text{rest}} + \text{LLM}\left(p_{c_i}^{\text{tail}} \parallel p_{c_{i+1}}^{\text{head}}\right) + p_{c_{i+1}}^{\text{rest}} \quad (4)$$

where  $\text{LLM}(\cdot)$  rewrites the transition using temporal connectives while preserving all factual details. Cluster-level captions are then concatenated to form the final video-level caption  $\text{cap}_v$ .

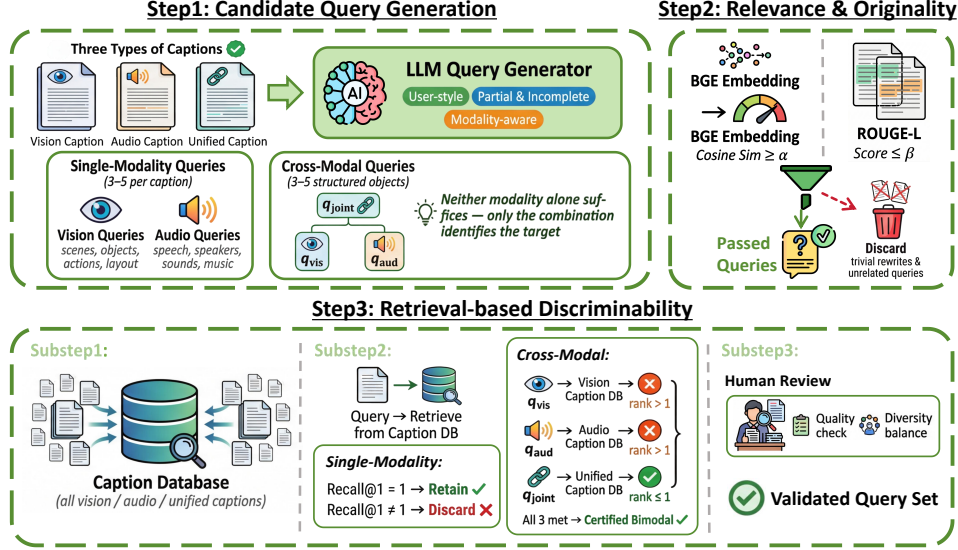


Figure 3: Query Construct

### 3.3 Multimodal Query Generation

In real retrieval scenarios, users often do not provide complete or exhaustive descriptions. To make FLARE closer to realistic search behavior, we construct a high-quality dataset of simulated user queries through the following steps.

**Candidate generation.** For vision-only and audio-only queries, Qwen3-235B-A22B-Instruct rewrites the corresponding modality caption into 3–5 concise search queries that preserve the target semantics while omitting non-essential details. For cross-modal queries, the same model produces a joint query  $q_{joint}$  together with its visual component  $q_{vis}$  and audio component  $q_{aud}$ , enabling us to explicitly test whether both modalities are needed.

**Relevance and non-copy filtering.** A useful query should remain semantically tied to its source caption without simply paraphrasing it. We therefore compare each candidate query  $q$  with its source caption  $c$  using semantic similarity from BGE-Multilingual-Gemma2 [7] and lexical overlap measured by ROUGE-L [19], retaining only candidates that satisfy:

$$\text{sim}(q, c) \geq \theta_{\text{sim}} \quad \text{and} \quad R_L(q, c) \leq \theta_{\text{rouge}}, \quad (5)$$

where  $\theta_{\text{sim}} = 0.4$  enforces semantic relevance and  $\theta_{\text{rouge}} = 0.2$  discourages caption copying.

**Retrieval-based validation.** We further require each query to retrieve its source clip from the full benchmark gallery. Single-modality queries must rank the target clip first under the corresponding modality-specific captions. Cross-modal queries are held to a stricter **hard bimodal constraint**: let  $\text{rank}_v$ ,  $\text{rank}_a$ , and  $\text{rank}_j$  denote the target rank under the vision, audio, and unified caption spaces. We retain a cross-modal query only if

$$\underbrace{\text{rank}_v > K_v}_{\text{vision-only fails}} \wedge \underbrace{\text{rank}_a > K_a}_{\text{audio-only fails}} \wedge \underbrace{\text{rank}_j \leq K_j}_{\text{joint succeeds}}, \quad (6)$$

with  $K_v = K_a = K_j = 1$ . Thus, every retained cross-modal query is insufficient under either modality alone but succeeds when audiovisual information is combined. A held-out human review further verifies the naturalness and correctness of the curated queries (Appendix A.5).

### 3.4 Dataset Statistics

Figure 4 summarizes the main statistics of FLARE. The video-duration distribution confirms that the benchmark is built from genuinely long-form content: all 399 source videos exceed 10 minutes,

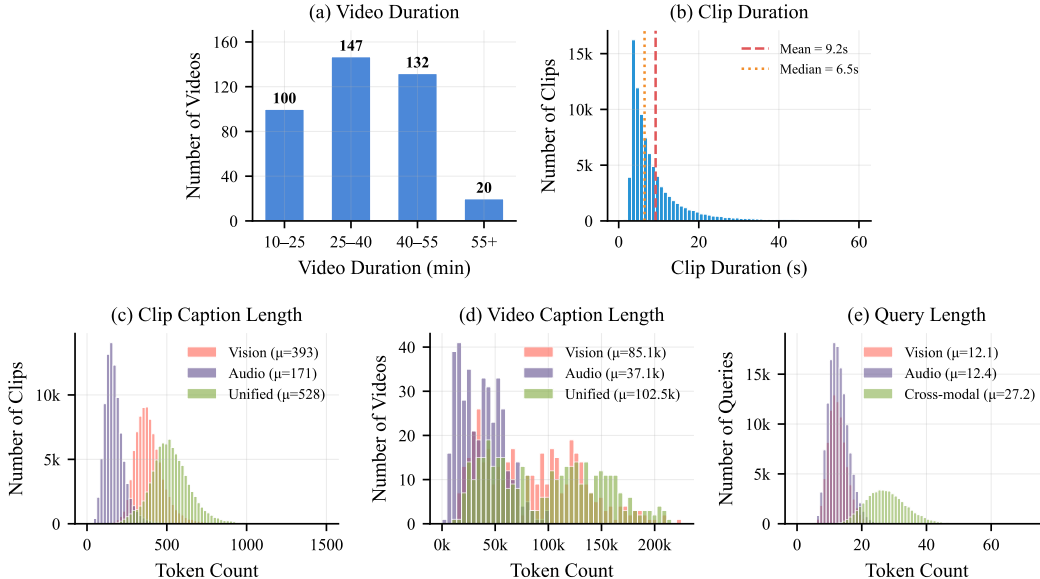


Figure 4: Dataset statistics distributions. (a) Video duration grouped by range. (b) Clip duration in seconds. (c) Clip-level caption token length for vision, audio, and unified modalities. (d) Video-level caption token length across three modality types. (e) Query token length distribution across vision, audio, and cross-modal query types.

totaling 225.4 hours with a mean duration of 33.9 minutes. This long-video setting makes retrieval substantially harder than short-clip benchmarks, since models must distinguish targets within extended temporal context. At the same time, the clip-duration distribution shows that our segmentation is fine-grained (mean 9.2 s, median 6.5 s), producing 87,697 retrieval units that are short enough to preserve coherent semantics while still yielding a large and challenging gallery. On top of these clips, our curation pipeline yields 274,933 user-style queries, including 86,350 vision-only, 135,003 audio-only, and 53,580 cross-modal queries; the cross-modal subset is smaller because of the strict hard bimodal constraint (Eq. 6).

The length distributions further characterize the annotation design. Both clip-level and video-level captions are relatively long, indicating that they contain detailed descriptions rather than sparse labels. Unified captions are longer than vision-only or audio-only captions at both levels, which reflects their role in combining information from both modalities. In contrast, user-style queries are much shorter than captions, matching realistic search behavior and creating an additional challenge: models must retrieve the correct clip from partial, underspecified cues rather than from exhaustive descriptions. Cross-modal queries are also longer than single-modal queries, consistent with their need to encode complementary visual and auditory evidence.

## 4 Experiments

### 4.1 Evaluation Protocol

We report Recall@1/5/10 computed via cosine similarity. The benchmark spans two orthogonal axes: *modality scope*—vision, audio, and vision+audio—and *query regime*—*caption-based* (using the detailed captions of Section 3.2) and *query-based* (using the curated user-style queries of Section 3.3). Each configuration is evaluated on four directions: Text→Clip (T→C), Text→Video (T→V), Clip→Text (C→T), and Video→Text (V→T); the query regime is restricted to clip-level tasks since queries are generated per clip. For every model we use the strongest publicly available checkpoint and follow the official codebase and default configuration. We benchmark 15 models (see Table 3) covering vision (CLIP [22], SigLIP2 [27], MetaCLIP-2 [8], VideoCLIP-XL-v2 [29], Qwen3-VL-Emb-8B [17]), audio (MS-CLAP [11], LAION-CLAP [31], M2D-CLAP [21], GLAP [9],

Table 2: Caption-based retrieval results (Recall@ $K$ , %). Models are grouped by modality; **bold** indicates best within each group.

| Model               | Text→Clip    |              |              | Text→Video   |              |              | Clip→Text    |              |              | Video→Text   |              |              |
|---------------------|--------------|--------------|--------------|--------------|--------------|--------------|--------------|--------------|--------------|--------------|--------------|--------------|
|                     | R@1          | R@5          | R@10         | R@1          | R@5          | R@10         | R@1          | R@5          | R@10         | R@1          | R@5          | R@10         |
| <b>Vision</b>       |              |              |              |              |              |              |              |              |              |              |              |              |
| CLIP ViT-B/32       | 7.98         | 18.92        | 25.38        | 24.06        | 44.36        | 53.38        | 8.54         | 19.75        | 26.28        | 17.29        | 34.08        | 43.10        |
| SigLIP2 Giant       | 7.64         | 17.86        | 23.78        | 16.04        | 35.33        | 47.36        | 6.10         | 14.70        | 19.85        | 13.28        | 26.06        | 32.33        |
| MetaCLIP-2 Giant    | 17.17        | 34.88        | 43.53        | 36.59        | 57.39        | 65.91        | 14.21        | 30.57        | 39.43        | 34.58        | 55.63        | 67.41        |
| VideoCLIP-XL-v2     | 47.28        | 70.88        | 78.52        | 56.39        | 75.93        | 80.95        | 41.67        | 66.37        | 74.92        | 48.62        | 71.17        | 80.45        |
| Qwen3-VL-Emb-8B     | <b>80.27</b> | <b>93.99</b> | <b>96.75</b> | <b>98.49</b> | <b>99.74</b> | <b>99.74</b> | <b>77.61</b> | <b>92.94</b> | <b>96.14</b> | <b>95.48</b> | <b>100.0</b> | <b>100.0</b> |
| <b>Audio</b>        |              |              |              |              |              |              |              |              |              |              |              |              |
| MS-CLAP (2022)      | 0.13         | 0.54         | 0.90         | 2.00         | 5.76         | 9.02         | 0.13         | 0.48         | 0.81         | 1.75         | 5.01         | 8.02         |
| MS-CLAP (2023)      | 0.28         | 1.00         | 1.63         | 3.75         | 10.27        | 14.03        | 0.38         | 1.23         | 2.01         | 5.51         | 10.27        | 15.78        |
| LAION-CLAP          | 0.24         | 0.87         | 1.43         | 2.50         | 8.02         | 12.28        | 0.27         | 0.93         | 1.51         | 2.50         | 8.27         | 12.03        |
| M2D-CLAP            | 0.56         | 1.79         | 2.78         | 10.27        | 24.06        | 33.33        | 0.77         | 2.50         | 3.91         | 12.03        | 28.07        | 37.59        |
| GLAP                | 0.53         | 1.60         | 2.46         | 5.76         | 15.03        | 23.55        | 0.72         | 1.98         | 2.99         | 8.27         | 24.31        | 32.33        |
| Aurola-7B           | <b>73.02</b> | <b>83.10</b> | <b>86.37</b> | <b>89.72</b> | <b>98.24</b> | <b>100.0</b> | <b>74.15</b> | <b>84.59</b> | <b>87.87</b> | <b>83.95</b> | <b>97.99</b> | <b>99.74</b> |
| <b>Vision+Audio</b> |              |              |              |              |              |              |              |              |              |              |              |              |
| ImageBind           | 7.64         | 18.66        | 25.21        | 35.33        | 61.65        | 71.42        | 6.32         | 16.54        | 23.35        | 30.32        | 54.38        | 65.41        |
| LanguageBind        | 2.70         | 7.15         | 10.23        | 23.80        | 48.37        | 58.14        | 0.83         | 2.76         | 4.42         | 14.78        | 31.57        | 39.09        |
| Perception AV Large | 26.48        | 42.32        | 49.05        | 49.12        | 74.68        | 81.95        | 26.06        | 46.37        | 55.13        | 40.10        | 66.91        | 75.18        |
| Wave-7B             | <b>65.51</b> | <b>83.50</b> | <b>88.26</b> | <b>91.23</b> | <b>99.75</b> | <b>100.0</b> | <b>66.22</b> | <b>83.99</b> | <b>88.57</b> | <b>93.73</b> | <b>99.50</b> | <b>100.0</b> |

Aurola-7B [32]), and vision+audio (ImageBind [13], LanguageBind [35], Perception AV Large [28], Wave-7B [24]).

## 4.2 Caption-Based Retrieval Results

Table 2 presents caption-based retrieval results. Two findings stand out. First, **LLM-based embedding models consistently outperform contrastive baselines**: Qwen3-VL-Emb-8B reaches 80.27% T→C R@1 in the vision setting, Aurola-7B reaches 73.02% in the audio setting, and Wave-7B reaches 65.51% in the unified audiovisual setting, substantially exceeding the strongest contrastive model in each category. Second, **audio–language retrieval remains far behind vision–language retrieval under contrastive training**. The best contrastive audio model, M2D-CLAP, obtains only 0.56% T→C R@1, far below CLIP ViT-B/32 (7.98%) and VideoCLIP-XL-v2 (47.28%). This large gap suggests that current audio–language representations are still much less retrieval-ready than their vision–language counterparts. Video-level retrieval is easier because the candidate pool is smaller, with LLM-scale models approaching saturation, yet it remains challenging for smaller contrastive baselines because it requires aligning long media sequences with long textual descriptions.

## 4.3 Query-Based Retrieval Results

Table 3 presents query-based retrieval results using curated user-style queries at clip level. Compared with caption-based retrieval, several weaker contrastive baselines improve with shorter queries, likely because these inputs better match their limited text context and short-text alignment ability: CLIP ViT-B/32 rises from 7.98% to 13.89% T→C R@1, MetaCLIP-2 from 17.17% to 33.09%, and SigLIP2 Giant from 7.64% to 33.98%. These gains, however, still do not close the gap to the strongest models. Conversely, caption-strong models drop under user-style queries, including Qwen3-VL-Emb-8B (80.27%→60.82%), Aurola-7B (73.02%→33.31%), and Wave-7B (65.51%→42.63%). This shows that lower-information queries require finer-grained alignment between partial user intent and media content, making query-based retrieval a necessary complement to caption-based evaluation.

Appendix B further probes unified audiovisual retrieval through modality ablations on both the media and text sides. The results reveal that the limited audio–language capability of current unified baselines is a major bottleneck: audio-only media and audio-only queries consistently lag behind their visual counterparts, and naive or insufficient fusion can even weaken retrieval. This suggests that future audiovisual retrieval models need not only stronger audio representations, but also better mechanisms for balancing and integrating visual and auditory features. These ablations also highlight

Table 3: Query-based retrieval results (left) and baseline models (right). Results are clip-level Recall@ $K$  (%); **bold** indicates best within each group, and <sup>†</sup> marks upgraded variants.

| Query-based retrieval (Recall@ $K$ , %) |              |              |              |              |              |              | Baseline models |       |                       |
|---|--------------|--------------|--------------|--------------|--------------|--------------|-----------------|-------|-----------------------|
| Model                                   | Text→Clip    |              |              | Clip→Text    |              |              | Type            | Scale | Release               |
|   | R@1          | R@5          | R@10         | R@1          | R@5          | R@10         |                 |       |                       |
| <b>Vision</b>                           |              |              |              |              |              |              |                 |       |                       |
| CLIP ViT-B/32                           | 13.89        | 29.01        | 36.82        | 12.33        | 25.89        | 33.12        | Contrastive     | 151M  | ICML'21               |
| SigLIP2 Giant                           | 33.98        | 56.92        | 65.17        | 22.90        | 43.59        | 52.75        | Contrastive     | 1.1B  | Google DeepMind'25.02 |
| MetaCLIP-2 Giant                        | 33.09        | 57.18        | 66.20        | 21.46        | 41.51        | 51.06        | Contrastive     | 2.5B  | NeurIPS'25            |
| VideoCLIP-XL-v2 <sup>†</sup>            | 29.57        | 53.77        | 63.60        | 31.53        | 55.47        | 65.21        | Contrastive     | 1.4B  | EMNLP'24              |
| Qwen3-VL-Emb-8B                         | <b>60.82</b> | <b>84.80</b> | <b>90.41</b> | <b>56.80</b> | <b>81.17</b> | <b>88.07</b> | LLM-based       | 8B    | Tongyi Qwen'26.01     |
| <b>Audio</b>                            |              |              |              |              |              |              |                 |       |                       |
| MS-CLAP (2022)                          | 0.10         | 0.38         | 0.61         | 0.16         | 0.49         | 0.80         | Contrastive     | 151M  | ICASSP'23             |
| MS-CLAP (2023) <sup>†</sup>             | 0.30         | 0.92         | 1.45         | 0.31         | 1.03         | 1.57         | Contrastive     | 151M  | ICASSP'23             |
| LAION-CLAP                              | 0.19         | 0.62         | 1.01         | 0.18         | 0.60         | 0.97         | Contrastive     | 151M  | ICASSP'23             |
| M2D-CLAP                                | 0.44         | 1.37         | 2.10         | 0.55         | 1.71         | 2.62         | Contrastive     | 300M  | Interspeech'24        |
| GLAP                                    | 0.63         | 1.56         | 2.25         | 0.59         | 1.43         | 2.05         | Contrastive     | 300M  | ICASSP'26             |
| Aurola-7B                               | <b>33.31</b> | <b>51.40</b> | <b>58.54</b> | <b>34.99</b> | <b>53.48</b> | <b>61.01</b> | LLM-based       | 7B    | Oxford VGG'26.02      |
| <b>Vision+Audio</b>                     |              |              |              |              |              |              |                 |       |                       |
| ImageBind                               | 6.35         | 16.59        | 23.09        | 7.07         | 18.79        | 26.28        | Contrastive     | 1.2B  | CVPR'23               |
| LanguageBind                            | 3.32         | 8.98         | 12.72        | 3.29         | 9.39         | 13.95        | Contrastive     | 1.4B  | ICLR'24               |
| Perception AV Large                     | 7.79         | 18.51        | 24.87        | 9.37         | 21.93        | 29.01        | Contrastive     | 2.5B  | Meta AI'25.12         |
| Wave-7B                                 | <b>42.63</b> | <b>67.63</b> | <b>76.26</b> | <b>47.69</b> | <b>71.66</b> | <b>79.78</b> | LLM-based       | 7B    | ICLR'26               |



Figure 5: Representative error cases. Left: a model retrieves the correct clip with a detailed caption but fails with a shorter user-style query. Right: a unified query requires matching both the visual scene and the audio event; the model retrieves a visually similar clip but ignores the mismatched audio cue.

the value of FLARE and the quality of its unified query construction: by jointly evaluating single-modal and fused audiovisual retrieval, the benchmark exposes fusion-level failures and cross-modal gains that unimodal evaluations cannot capture. Figure 5 shows two representative retrieval errors, one from caption-vs-query retrieval and the other from unified audiovisual retrieval.

## 5 Conclusion

We introduced FLARE, a full-modality long-video audiovisual retrieval benchmark designed to better reflect realistic multimedia search. By combining long-form videos, fine-grained clip annotations,

user-simulated queries, and a hard bimodal constraint for cross-modal queries, FLARE evaluates retrieval beyond short clips, single modalities, and caption-only settings. Our experiments across 15 representative models show that user-style queries substantially change model behavior, that LLM-based retrievers currently dominate caption-based evaluation, and that audio–language alignment remains a major bottleneck for unified audiovisual retrieval. We hope FLARE provides a focused testbed for developing retrieval models that can robustly align visual and auditory evidence with natural user intent.

## References

- [1] Pyscenedetect. URL <https://www.scenedetect.com>.
- [2] Andrea Agostinelli, Timo I. Denk, Zalán Borsos, Jesse Engel, Mauro Verzetti, Antoine Caillon, Qingqing Huang, Aren Jansen, Adam Roberts, Marco Tagliasacchi, Matt Sharifi, Neil Zeghidour, and Christian Frank. Musiclm: Generating music from text, 2023. URL <https://arxiv.org/abs/2301.11325>.
- [3] Qifeng Cai, Hao Liang, Zhaoyang Han, Hejun Dong, Meiyi Qiang, Ruichuan An, Quanqing Xu, Bin Cui, and Wentao Zhang. Lovr: A benchmark for long video retrieval in multimodal contexts. *arXiv preprint arXiv:2505.13928*, 2025.
- [4] Jianghan Chao, Jianzhang Gao, Wenhui Tan, Yuchong Sun, Ruihua Song, and Liyun Ru. Jointavbench: A benchmark for joint audio-visual reasoning evaluation. *arXiv preprint arXiv:2512.12772*, 2025.
- [5] David Chen and William B Dolan. Collecting highly parallel data for paraphrase evaluation. In *Proceedings of the Annual Meeting of the Association for Computational Linguistics (ACL)*, 2011.
- [6] Honglie Chen, Weidi Xie, Andrea Vedaldi, and Andrew Zisserman. Vggsound: A large-scale audio-visual dataset. In *International Conference on Acoustics, Speech, and Signal Processing (ICASSP)*, 2020.
- [7] Jianlv Chen, Shitao Xiao, Peitian Zhang, Kun Luo, Defu Lian, and Zheng Liu. Bge m3-embedding: Multi-lingual, multi-functionality, multi-granularity text embeddings through self-knowledge distillation, 2024.
- [8] Yung-Sung Chuang, Yang Li, Dong Wang, Ching-Feng Yeh, Kehan Lyu, Ramya Raghavendra, James Glass, Lifei Huang, Jason Weston, Luke Zettlemoyer, et al. Meta clip 2: A worldwide scaling recipe. *arXiv preprint arXiv:2507.22062*, 2025.
- [9] Heinrich Dinkel, Zhiyong Yan, Tianzi Wang, Yongqing Wang, Xingwei Sun, Yadong Niu, Jizhong Liu, Gang Li, Junbo Zhang, and Jian Luan. Glap: General contrastive audio-text pretraining across domains and languages, 2025.
- [10] Konstantinos Drossos, Samuel Lipping, and Tuomas Virtanen. Clotho: an audio captioning dataset. In *ICASSP 2020 - 2020 IEEE International Conference on Acoustics, Speech and Signal Processing (ICASSP)*, pages 736–740, 2020. doi: 10.1109/ICASSP40776.2020.9052990.
- [11] Benjamin Elizalde, Soham Deshmukh, Mahmoud Al Ismail, and Huaming Wang. Clap learning audio concepts from natural language supervision. In *ICASSP 2023-2023 IEEE International Conference on Acoustics, Speech and Signal Processing (ICASSP)*, pages 1–5. IEEE, 2023.
- [12] Chaoyou Fu, Yuhan Dai, Yongdong Luo, Lei Li, Shuhuai Ren, Renrui Zhang, Zihan Wang, Chenyu Zhou, Yunhang Shen, Mengdan Zhang, et al. Video-mme: The first-ever comprehensive evaluation benchmark of multi-modal llms in video analysis. In *CVPR*, 2025.
- [13] Rohit Girdhar, Alaaeldin El-Nouby, Zhuang Liu, Mannat Singh, Kalyan Vasudev Alwala, Armand Joulin, and Ishan Misra. Imagebind: One embedding space to bind them all. In *CVPR*, 2023.
- [14] Tianyu Guo, Hongyu Chen, Hao Liang, Meiyi Qiang, Bohan Zeng, Linzhuang Sun, Bin Cui, and Wentao Zhang. Brace: A benchmark for robust audio caption quality evaluation, 2025. URL <https://arxiv.org/abs/2512.10403>.
- [15] Junyang Ji, Shengjun Zhang, Da Li, Yuxiao Luo, Yan Wang, Di Xu, Biao Yang, Wei Yuan, Fan Yang, Zhihai He, and Wenming Yang. OmniCVR: A benchmark for omni-composed video retrieval with vision, audio, and text. In *The Fourteenth International Conference on Learning Representations*, 2026. URL <https://openreview.net/forum?id=KxxR7em05K>.
- [16] Chris Dongjoo Kim, Byeongchang Kim, Hyunmin Lee, and Gunhee Kim. Audiocaps: Generating captions for audios in the wild. In *NAACL-HLT*, 2019.
- [17] Mingxin Li, Yanzhao Zhang, Dingkun Long, Chen Keqin, Sibong Song, Shuai Bai, Zhibo Yang, Pengjun Xie, An Yang, Dayiheng Liu, Jingren Zhou, and Junyang Lin. Qwen3-vl-embedding and qwen3-vl-reranker: A unified framework for state-of-the-art multimodal retrieval and ranking. *arXiv preprint arXiv:2601.04720*, 2026.
- [18] Hao Liang, Meiyi Qiang, Zimo Meng, and Wentao Zhang. Vaq-bench: A benchmark for videoqa answer quality evaluation. In *Proceedings of the 34th ACM International Conference on Multimedia (ACM MM)*, 2026.

- [19] Chin-Yew Lin. ROUGE: A package for automatic evaluation of summaries. In *Text Summarization Branches Out*, pages 74–81, Barcelona, Spain, July 2004. Association for Computational Linguistics. URL <https://www.aclweb.org/anthology/W04-1013>.
- [20] Xinhao Mei, Chutong Meng, Haohe Liu, Qiuqiang Kong, Tom Ko, Chengqi Zhao, Mark D. Plumbley, Yuexian Zou, and Wenwu Wang. WavCaps: A ChatGPT-assisted weakly-labelled audio captioning dataset for audio-language multimodal research. *IEEE/ACM Transactions on Audio, Speech, and Language Processing*, pages 1–15, 2024.
- [21] Daisuke Niizumi, Daiki Takeuchi, Yasunori Ohishi, Noboru Harada, Masahiro Yasuda, Shunsuke Tsubaki, and Keisuke Imoto. M2D-CLAP: Masked Modeling Duo Meets CLAP for Learning General-purpose Audio-Language Representation. In *Interspeech*, pages 57–61, 2024. doi: 10.21437/Interspeech.2024-29.
- [22] Alec Radford, Jong Wook Kim, Chris Hallacy, Aditya Ramesh, Gabriel Goh, Sandhini Agarwal, Girish Sastry, Amanda Askell, Pamela Mishkin, Jack Clark, Gretchen Krueger, and Ilya Sutskever. Learning transferable visual models from natural language supervision, 2021. URL <https://arxiv.org/abs/2103.00020>.
- [23] Xian Shi, Xiong Wang, Zhifang Guo, Yongqi Wang, Pei Zhang, Xinyu Zhang, Zishan Guo, Hongkun Hao, Yu Xi, Baosong Yang, et al. Qwen3-asr technical report. *arXiv preprint arXiv:2601.21337*, 2026.
- [24] Changli Tang, Qinfan Xiao, Ke Mei, Tianyi Wang, Fengyun Rao, and Chao Zhang. WAVE: Learning unified & versatile audio-visual embeddings with multimodal LLM. In *The Fourteenth International Conference on Learning Representations*, 2026. URL <https://openreview.net/forum?id=Miv3WXYJb>.
- [25] Qwen Team. Qwen3 technical report, 2025. URL <https://arxiv.org/abs/2505.09388>.
- [26] Qwen Team. Qwen3 technical report, 2025. URL <https://arxiv.org/abs/2505.09388>.
- [27] Michael Tschannen, Alexey Gritsenko, Xiao Wang, Muhammad Ferjad Naeem, Ibrahim Alabdulmohsin, Nikhil Parthasarathy, Talfan Evans, Lucas Beyer, Ye Xia, Basil Mustafa, Olivier Hénaff, Jeremiah Harmsen, Andreas Steiner, and Xiaohua Zhai. Siglip 2: Multilingual vision-language encoders with improved semantic understanding, localization, and dense features, 2025. URL <https://arxiv.org/abs/2502.14786>.
- [28] Apoorv Vyas, Heng-Jui Chang, Cheng-Fu Yang, Po-Yao Huang, Luya Gao, Julius Richter, Sanyuan Chen, Matt Le, Piotr Dollár, Christoph Feichtenhofer, Ann Lee, and Wei-Ning Hsu. Pushing the frontier of audiovisual perception with large-scale multimodal correspondence learning, 2025. URL <https://arxiv.org/abs/2512.19687>.
- [29] Jiapeng Wang, Chengyu Wang, Kunzhe Huang, Jun Huang, and Lianwen Jin. Videoclip-xl: Advancing long description understanding for video clip models, 2024. URL <https://arxiv.org/abs/2410.00741>.
- [30] Xin Wang, Jiawei Wu, Junkun Chen, Lei Li, Yuan-Fang Wang, and William Yang Wang. Vatex: A large-scale, high-quality multilingual dataset for video-and-language research. In *Proceedings of the IEEE/CVF International Conference on Computer Vision (ICCV)*, October 2019.
- [31] Yusong Wu\*, Ke Chen\*, Tianyu Zhang\*, Yuchen Hui\*, Taylor Berg-Kirkpatrick, and Shlomo Dubnov. Large-scale contrastive language-audio pretraining with feature fusion and keyword-to-caption augmentation. In *IEEE International Conference on Acoustics, Speech and Signal Processing, ICASSP*, 2023.
- [32] Jilan Xu, Carl Thomé, Danijela Horak, Weidi Xie, and Andrew Zisserman. Scaling audio-text retrieval with multimodal large language models, 2026. URL <https://arxiv.org/abs/2602.18010>.
- [33] Jin Xu, Zhifang Guo, Hangrui Hu, Yunfei Chu, Xiong Wang, Jinzheng He, Yuxuan Wang, Xian Shi, Ting He, Xinfu Zhu, Yuanjun Lv, Yongqi Wang, Dake Guo, He Wang, Linhan Ma, Pei Zhang, Xinyu Zhang, Hongkun Hao, Zishan Guo, Baosong Yang, Bin Zhang, Ziyang Ma, Xipin Wei, Shuai Bai, Keqin Chen, Xuejing Liu, Peng Wang, Mingkun Yang, Dayiheng Liu, Xingzhang Ren, Bo Zheng, Rui Men, Fan Zhou, Bowen Yu, Jianxin Yang, Le Yu, Jingren Zhou, and Junyang Lin. Qwen3-omni technical report. *arXiv preprint arXiv:2509.17765*, 2025.
- [34] Jun Xu, Tao Mei, Ting Yao, and Yong Rui. Msr-vtt: A large video description dataset for bridging video and language. In *Proceedings of the IEEE/CVF Conference on Computer Vision and Pattern Recognition (CVPR)*, 2016.
- [35] Bin Zhu, Bin Lin, Munan Ning, Yang Yan, Jiayi Cui, Wang HongFa, Yatian Pang, Wenhao Jiang, Junwu Zhang, Zongwei Li, Cai Wan Zhang, Zhifeng Li, Wei Liu, and Li Yuan. Languagebind: Extending video-language pretraining to n-modality by language-based semantic alignment, 2023.

## A Human Annotation Protocol

Human review is integrated at multiple stages of the FLARE construction pipeline. This section details the annotator recruitment, task-specific protocols, inter-annotator agreement, and final quality evaluation.

### A.1 Annotator Recruitment and Training

All human annotation tasks are carried out by the paper authors and recruited undergraduate students majoring in computer science. Before beginning any annotation task, each recruited annotator undergoes a training session in which the goals of the project, the annotation guidelines, and representative examples are explained. Recruited annotators are compensated at a rate of \$10 per hour, which meets or exceeds the local minimum wage standard. Throughout the annotation process, all disagreements that cannot be resolved between annotators are escalated to the paper authors for final adjudication.

### A.2 Clip Segmentation Verification

After automated segmentation (Section 3.1), clips still exceeding 2 minutes are routed to human review. Each such clip is independently reviewed by two annotators following a two-step protocol:

1. **Video type classification.** The annotator first determines whether the clip is primarily *visually driven* (e.g., sports, scenic transitions) or *auditorily driven* (e.g., lectures, narrated content).
2. **Segmentation decision.** Based on the identified type, the annotator segments the clip into coherent sub-clips according to the dominant modality’s transition points. If neither visual nor auditory variation is sufficient to justify further splitting, the annotator flags the clip and reports it to the authors without forcing a split.

After independent annotation, the two annotators discuss their segmentation decisions to produce a consensus result. Clips on which consensus cannot be reached are escalated to the authors, who make the final segmentation decision and filter out clips with insufficient audiovisual variation.

### A.3 Modality Triage Verification

As described in Section 3.1, clips exceeding one minute are scored by an LLM for audio importance ( $s_{\text{aud}} \in [0, 10]$ ). To verify borderline cases, we select all clips classified as audio-dominant by the LLM but with  $s_{\text{aud}} < 7$  and route them to human review. Two annotators independently label each clip as either *visually dominant* or *auditorily dominant*. Inter-annotator agreement on this binary classification task reaches Cohen’s  $\kappa = 0.75$  (substantial agreement). Clips with disagreeing labels are escalated to the authors for final decision.

### A.4 Caption Quality Assurance

Caption quality assurance proceeds in two phases: threshold calibration and caption review.

**Phase 1: Quality threshold calibration.** To determine appropriate filtering thresholds for EVQAScore and BRACEScore, we randomly sample 500 captions per modality (vision, audio, unified). Each caption is independently reviewed by two annotators, who evaluate the following criteria:

- Whether the caption contains content inconsistent with the video;
- Whether the caption omits key information present in the video;
- Whether the caption contains nonsensical or degenerate output.

A caption is marked as *defective* if any of these issues (or other quality problems observed during review) is present. Inter-annotator agreement reaches Cohen’s  $\kappa = 0.68$  (substantial agreement). Disagreements are first discussed between annotators; unresolved cases are escalated to the authors. Analysis of the labeled data reveals that defective captions cluster almost entirely below EVQAScore  $< 0.2$  for visual captions and BRACEScore  $< 0.1$  for audio captions, which we adopt as the filtering thresholds  $\theta_{\text{qa}}$ .

**Phase 2: Flagged caption review and correction.** All captions falling below the quality thresholds (EVQAScore  $< 0.2$  or BRACEScore  $< 0.1$ ) or flagged by the LLM judge are subjected to human review. Each flagged caption is independently assessed by two annotators using the same criteria as Phase 1. Inter-annotator agreement in this phase reaches Cohen’s  $\kappa = 0.70$ . Disagreements follow the same resolution protocol. For each caption confirmed as defective, the two annotators collaboratively revise the problematic content to produce a corrected caption.

**Video-level caption review.** Video-level captions produced by hierarchical merging (Section 3.2) are reviewed with additional criteria:

- Whether any clip-level information is missing or contains nonsensical output;
- Whether transitions between consecutive clips are fluent and semantically coherent;
- Whether shared entities across clips are named consistently without introducing ambiguity.

Captions exhibiting any of these issues are revised or re-annotated by the reviewers.

## A.5 Final Quality Evaluation

To assess the overall quality of the finalized dataset, we conduct independent human evaluations on both captions and queries. Importantly, all samples used for final evaluation are drawn exclusively from captions that were *not* manually revised, ensuring that the evaluation reflects the quality of the automated pipeline output.

**Caption quality evaluation.** We randomly sample 500 clip-level captions and 30 video-level captions from each modality (vision, audio, unified). Two annotators independently rate each caption on a 6-point Likert scale (0–5):

- 5** – Content fully matches the video; logically clear, fluent, with no errors or redundancy.
- 4** – Content highly consistent with the video; minimal detail deviations that do not affect comprehension.
- 3** – Content generally consistent but with noticeable omissions, minor errors, or unclear phrasing.
- 2** – Partial inconsistency with the video; multiple errors or omissions that impair understanding.
- 1** – Largely mismatched with the video; numerous errors or irrelevant content; poor overall quality.
- 0** – Severely inconsistent or entirely unrelated to the video content.

The final mean score across all evaluated captions is **4.5**, with inter-annotator Cohen’s  $\kappa = 0.73$  (substantial agreement), confirming the high quality of the generated captions.

**Query quality evaluation.** We randomly sample 1,000 queries from each modality type (vision-only, audio-only, cross-modal). Two annotators independently rate each query on the same 6-point Likert scale (0–5), evaluating three dimensions: *naturalness* (whether the query reflects realistic user search behavior), *semantic correctness and clarity* (whether the query is accurate and unambiguous), and, for cross-modal queries, *cross-modal completeness* (whether both visual and auditory information are adequately represented).

- 5** – Fully natural user-style query; clear, fluent, and free of errors or redundancy. For cross-modal queries: seamlessly integrates both visual and auditory information.
- 4** – Generally natural with minor imprecisions or slight redundancy. For cross-modal queries: integrates both modalities well with minor gaps in fusion.
- 3** – Somewhat natural but with noticeable unnaturalness, incomplete information, or minor logical issues. For cross-modal queries: covers both modalities but with loose integration or underrepresentation of one modality.
- 2** – Clearly unnatural expression with significant clarity issues or information gaps. For cross-modal queries: poor modality integration with strong bias toward a single modality.
- 1** – Does not resemble realistic user queries; confused or error-prone expression. For cross-modal queries: fails to effectively combine both modalities.

**0** – Incomprehensible or entirely unrelated to the target content. For cross-modal queries: no cross-modal information present.

The final mean score across all evaluated queries is **4.6**, with inter-annotator Cohen’s  $\kappa = 0.72$  (substantial agreement), confirming the quality and naturalness of the curated queries.

## B Modality Ablation for Vision+Audio Models

The main evaluation (Table 2) evaluates Vision+Audio models using unified audiovisual captions and media that jointly encode both modalities. A natural follow-up question is: *how much does each individual modality contribute to the unified retrieval performance?* We design two complementary modality-ablation experiments to disentangle the roles of vision and audio within V+A models.

### B.1 Experimental Setup

We evaluate all four V+A baselines—ImageBind, LanguageBind, Perception AV Large, and Wave-7B—under two ablation configurations:

- **Ablation A (Media-side).** We encode only a single modality (vision or audio) from the media side while keeping the unified text (both caption-based and query-based regimes) on the text side. This isolates each modality’s contribution to the media embedding across all four retrieval directions ( $T \rightarrow C$ ,  $C \rightarrow T$ ,  $T \rightarrow V$ ,  $V \rightarrow T$ ).
- **Ablation B (Text-side).** We use modality-specific queries (audio-only or vision-only) on the text side while keeping the full unified media encoding on the gallery side. Since single-modal queries are only defined per clip, this ablation is restricted to the query regime and the clip-level directions ( $T \rightarrow C$ ,  $C \rightarrow T$ ).

All other settings—similarity metric, candidate pools, and evaluation protocol—remain identical to Section 4.1. For the “full unified media” configuration, we note that ImageBind and LanguageBind provide no official recipe for combining per-modality embeddings into a single retrieval vector; following the standard late-fusion practice, we obtain the unified media embedding by average pooling of the  $\ell_2$ -normalized vision and audio embeddings. Perception AV Large and Wave-7B natively output a joint audiovisual embedding and are used as-is. Because media-side ablation involves a large number of configurations, we report Ablation A in two complementary tables: Table 4 gives an R@1 overview comparing single-modal media against the full unified baseline, while Table 5 reports the full R@1/5/10 results for the two single-modal configurations.

### B.2 Ablation A: Media-Side Single-Modal Retrieval

Table 4 reveals a striking contrast between per-modality embedding quality and fused retrieval performance. For ImageBind and LanguageBind, *no official recipe is provided for combining vision and audio media into a single retrieval embedding*; following common practice, we therefore fuse the two modality-specific embeddings by average pooling. Under this fusion, vision-only media dramatically *outperforms* the fused representation across all six directions: LanguageBind’s vision-only  $T \rightarrow C$  R@1 (19.94%) is  $7.4\times$  its fused result (2.70%), and ImageBind shows the same  $2.5\times$  gap (19.04% vs. 7.64%). The root cause is visible in the per-modality columns: the gulf between vision-only and audio-only embedding quality (e.g., LanguageBind 19.94% vs. 0.05% on  $T \rightarrow C$  R@1) is so large that simple pooling is dominated by the weaker audio component rather than being complemented by it. In other words, although these models *produce* embeddings for multiple modalities, the severe imbalance between their per-modality embedding qualities causes naive fusion to actively degrade retrieval. Perception AV Large, trained with a designed audiovisual objective, exhibits a much smaller imbalance and thus a fused representation that is close to its vision-only performance; only Wave-7B, benefiting from LLM-scale joint training, yields a fused embedding that clearly surpasses either single-modal variant at clip level (e.g., 65.51% fused vs. 27.84% vision-only on  $T \rightarrow C$  R@1). This pattern highlights a core value of FLARE: a retrieval benchmark that jointly evaluates single-modal and fused audiovisual retrieval is necessary to expose fusion-level failures that per-modality evaluations alone would never surface, and to quantify how well a V+A model truly integrates its two modalities—an angle that unimodal benchmarks fundamentally cannot capture.

Table 4: Ablation A (R@1 overview): Recall@1 (%) of V+A models under full unified media versus single-modal media. Columns cover all four retrieval directions; text is the unified caption (Cap.) or unified query (Qry.). Since video-level evaluation depends only on the media side, its values are identical across caption and query regimes and are reported as a single column. Media types are colored for clarity: Full (V+A), Vision-only, Audio-only. **Bold** indicates best per column within each model group.

| Model         | Media       | T→Clip       |              | Clip→Text    |              | T→Video      | Video→Text   |
|---------------|-------------|--------------|--------------|--------------|--------------|--------------|--------------|
|               |             | Cap.         | Qry.         | Cap.         | Qry.         | R@1          | R@1          |
| ImageBind     | Full (V+A)  | 7.64         | 6.35         | 6.32         | 7.07         | 35.33        | 30.32        |
|               | Vision-only | <b>19.04</b> | <b>12.87</b> | <b>19.06</b> | <b>15.50</b> | <b>52.13</b> | <b>51.38</b> |
|               | Audio-only  | 0.17         | 0.31         | 0.14         | 0.45         | 7.02         | 5.76         |
| LanguageBind  | Full (V+A)  | 2.70         | 3.32         | 0.83         | 3.29         | 23.80        | 14.78        |
|               | Vision-only | <b>19.94</b> | <b>15.52</b> | <b>20.00</b> | <b>20.22</b> | <b>49.12</b> | <b>48.37</b> |
|               | Audio-only  | 0.05         | 0.14         | 0.04         | 0.11         | 1.50         | 1.00         |
| Perception AV | Full (V+A)  | <b>26.48</b> | <b>7.79</b>  | 26.06        | 9.37         | 49.12        | 40.10        |
|               | Vision-only | 24.55        | 7.22         | <b>26.75</b> | <b>10.69</b> | <b>58.90</b> | <b>51.13</b> |
|               | Audio-only  | 5.49         | 0.37         | 5.64         | 2.17         | 16.54        | 14.79        |
| Wave-7B       | Full (V+A)  | <b>65.51</b> | <b>42.63</b> | <b>66.22</b> | <b>47.69</b> | <b>91.23</b> | <b>93.73</b> |
|               | Vision-only | 27.84        | 16.80        | 32.45        | 20.73        | <b>91.23</b> | 88.72        |
|               | Audio-only  | 13.27        | 7.58         | 15.11        | 8.07         | 64.16        | 50.88        |

Table 5: Ablation A (detailed R@1/5/10): Clip-level retrieval metrics of single-modal media against unified text, under both caption and query regimes. Video-level results are already summarized by R@1 in Table 4. **Bold** indicates best per column within each media group.

| Model                    | Media  | Caption regime |              |              |              |              |              | Query regime |              |              |              |              |              |
|--------------------------|--------|----------------|--------------|--------------|--------------|--------------|--------------|--------------|--------------|--------------|--------------|--------------|--------------|
|                          |        | T→Clip         |              |              | Clip→Text    |              |              | T→Clip       |              |              | Clip→Text    |              |              |
|                          |        | R@1            | R@5          | R@10         | R@1          | R@5          | R@10         | R@1          | R@5          | R@10         | R@1          | R@5          | R@10         |
| <b>Vision-Only Media</b> |        |                |              |              |              |              |              |              |              |              |              |              |              |
| ImageBind                | V-only | 19.04          | 38.10        | 46.81        | 19.06        | 38.27        | 47.32        | 12.87        | 29.86        | 39.24        | 15.50        | 33.99        | 44.48        |
| LanguageBind             | V-only | 19.94          | 39.59        | 48.47        | 20.00        | 39.26        | 48.06        | 15.52        | 34.82        | 44.82        | 20.22        | 42.13        | 52.22        |
| Perception AV            | V-only | 24.55          | 42.23        | 49.71        | 26.75        | 50.66        | 60.97        | 7.22         | 18.54        | 25.21        | 10.69        | 25.71        | 34.49        |
| Wave-7B                  | V-only | <b>27.84</b>   | <b>51.37</b> | <b>61.57</b> | <b>32.45</b> | <b>55.98</b> | <b>65.47</b> | <b>16.80</b> | <b>37.54</b> | <b>47.92</b> | <b>20.73</b> | <b>42.29</b> | <b>53.06</b> |
| <b>Audio-Only Media</b>  |        |                |              |              |              |              |              |              |              |              |              |              |              |
| ImageBind                | A-only | 0.17           | 0.69         | 1.17         | 0.14         | 0.60         | 1.05         | 0.31         | 1.18         | 1.98         | 0.45         | 1.56         | 2.62         |
| LanguageBind             | A-only | 0.05           | 0.19         | 0.32         | 0.04         | 0.12         | 0.21         | 0.14         | 0.50         | 0.78         | 0.11         | 0.42         | 0.69         |
| Perception AV            | A-only | 5.49           | 13.17        | 18.01        | 5.64         | 13.20        | 17.96        | 0.37         | 1.33         | 2.28         | 2.17         | 6.28         | 9.59         |
| Wave-7B                  | A-only | <b>13.27</b>   | <b>27.18</b> | <b>34.35</b> | <b>15.11</b> | <b>30.99</b> | <b>39.06</b> | <b>7.58</b>  | <b>18.41</b> | <b>24.80</b> | <b>8.07</b>  | <b>19.58</b> | <b>26.39</b> |

Table 5 reports the full R@1/5/10 breakdown for the two single-modal media configurations across both regimes. Several patterns become visible at higher  $K$ . First, the ranking among models on vision-only media is consistent with the main evaluation: Wave-7B > Perception AV > LanguageBind  $\approx$  ImageBind. Second, the **caption**→**query degradation** observed in the main evaluation persists and is often amplified under single-modal media: Perception AV drops from 24.55% to 7.22% on vision-only T→C R@1, a  $3.4\times$  reduction comparable in magnitude to the full-unified regime. Third, for audio-only media, the two contrastive V+A baselines (ImageBind, LanguageBind) are essentially inoperative at clip level (<1% R@10 under queries), while Perception AV and especially Wave-7B (13.27% T→C R@1, 34.35% R@10 under captions) demonstrate that a non-trivial audio–language signal can be extracted from V+A media when trained at sufficient scale.

### B.3 Ablation B: Text-Side Single-Modal Queries

Table 6 measures the opposite ablation: media is kept as the full unified embedding, and the text query is restricted to a single modality. Across all four models, **both single-modal queries substantially underperform the full unified query**, and vision queries consistently outperform audio queries.

Table 6: Ablation B: Clip-level retrieval with single-modal queries against full unified media (Recall@ $K$ , %). Since single-modal queries are defined only per clip and video-level retrieval depends only on the media side, the video-level results coincide with the main evaluation and are omitted here. Query types are colored for clarity: Full unified, Vision-only, Audio-only. **Bold** indicates best per column within each model group.

| Model         | Query        | Text→Clip    |              |              | Clip→Text    |              |              |
|---------------|--------------|--------------|--------------|--------------|--------------|--------------|--------------|
|               |              | R@1          | R@5          | R@10         | R@1          | R@5          | R@10         |
| ImageBind     | Full unified | <b>6.35</b>  | <b>16.59</b> | <b>23.09</b> | <b>7.07</b>  | <b>18.79</b> | <b>26.28</b> |
|               | Vision-only  | 4.20         | 12.24        | 17.85        | 4.08         | 11.63        | 17.17        |
|               | Audio-only   | 0.41         | 1.23         | 1.90         | 0.78         | 2.19         | 3.47         |
| LanguageBind  | Full unified | <b>3.32</b>  | <b>8.98</b>  | <b>12.72</b> | <b>3.29</b>  | <b>9.39</b>  | <b>13.95</b> |
|               | Vision-only  | 1.53         | 4.43         | 6.58         | 1.56         | 5.11         | 8.13         |
|               | Audio-only   | 0.30         | 0.99         | 1.55         | 0.34         | 1.18         | 1.85         |
| Perception AV | Full unified | <b>7.79</b>  | <b>18.51</b> | <b>24.87</b> | <b>9.37</b>  | <b>21.93</b> | <b>29.01</b> |
|               | Vision-only  | 3.02         | 8.76         | 12.69        | 3.09         | 8.53         | 12.07        |
|               | Audio-only   | 0.69         | 2.24         | 3.40         | 1.05         | 3.03         | 4.76         |
| Wave-7B       | Full unified | <b>42.63</b> | <b>67.63</b> | <b>76.26</b> | <b>47.69</b> | <b>71.66</b> | <b>79.78</b> |
|               | Vision-only  | 13.76        | 32.07        | 41.91        | 20.74        | 42.42        | 52.96        |
|               | Audio-only   | 6.41         | 14.62        | 19.50        | 9.08         | 20.01        | 26.01        |

For Wave-7B, vision-only queries recover only 32.3% of the full unified query T→C R@1 (13.76% vs. 42.63%), and audio-only queries recover merely 15.0% (6.41% vs. 42.63%). For the contrastive models, the gap is even more pronounced: Perception AV’s audio-only queries collapse to 0.69% T→C R@1 against a full unified reference of 7.79%. The consistent ordering *Full unified* > *Vision-only* > *Audio-only* indicates that (i) the unified-media embeddings cannot be reliably retrieved from audio-dominated language descriptions alone, exposing a vision-biased fusion in all four models, and (ii) vision and audio contribute *non-redundant* textual cues—neither single-modal query can match joint retrieval performance, validating the need for cross-modal queries in FLARE.

## C Prompt Templates

### Audio-Driven Modality Triage Prompt

You are a multimodal video analyst.  
Your task:

1. Analyze the audio and visual content of this video.
2. Determine whether this video is strongly audio-driven.

Return ONLY valid JSON in the following format:

```
{  
  "video_type": "Educational/Drama/Music/Dialogue/Visual/Other",  
  "is_strong_audio_driven": true/false,  
  "audio_importance_score": 0-10,  
  "reasoning": "short explanation"  
}
```

Figure 6: Prompt for audio-driven modality triage.

### Transcript Semantic Splitting Prompt

You are given a full speech transcript.

Segment into semantically coherent paragraphs.  
Do NOT modify wording.

Return strictly:  
{"segments": ["..."]}

Transcript:  
[TRANSCRIPT]

Figure 7: Prompt for transcript-based semantic splitting.

### Visual Caption Prompt

System: You are a video analysis assistant, and your task is to provide a detailed and structured description of the provided video.

User: Please analyze the visual content of the video and provide a comprehensive description. Your description should clearly describe the scene setting, the main subjects (including their number and visible attributes), their actions, important objects, spatial relationships, and any noticeable changes over time. Focus only on visible and objective details without adding interpretation. Ensure that your description is clear, coherent, and thorough.

Figure 8: Prompt for visual clip-level caption generation.

**Audio Caption Prompt**

System: You are an expert audio analysis assistant. Your task is to provide a detailed and structured description of the audio track within the provided audio.

User: Please analyze the audio and provide a comprehensive description. Your description should clearly describe the speech content (including the number of speakers, their roles if identifiable, and what is being said), background sounds, music, and how these elements change. Focus only on audible and objective details without adding interpretation. Ensure that your description is clear, coherent, and thorough.

Figure 9: Prompt for audio clip-level caption generation.

**Unified Audiovisual Caption Prompt**

You are given:

1. The original video (visual + audio).
2. A reference visual caption.
3. A reference audio caption.

[Reference Visual Caption]  
[VISUAL\_CAPTION]

[Reference Audio Caption]  
[AUDIO\_CAPTION]

Your task:  
Produce a single unified multimodal caption that faithfully preserves ALL information from both references.

Instructions:

- Preserve the chronological order of events.
- DO NOT omit, summarize, or compress any factual information from either caption.
- Do NOT invent unsupported events.
- Output only the final unified caption.

Figure 10: Prompt for unified audiovisual caption generation.

### Caption Degeneration Check Prompt

System:

You are a strict data quality inspector for captions.

Your task is to judge whether a caption is BAD or GOOD.

A caption is BAD if it shows any of the following:

1. obvious degenerate repetition, such as the same phrase/sentence repeated many times;
2. semantic corruption, where the text becomes meaningless, self-repeating, or mechanically loops;
3. partial collapse: the caption starts normal but later devolves into repeated fragments;
4. severe discourse incoherence caused by generation failure.

A caption is GOOD if:

1. it is semantically coherent overall;
2. some mild natural repetition is acceptable;
3. do not mark as BAD just because a short phrase appears a few times naturally.

You must output ONLY valid JSON with this schema:

```
{  
  "label": "bad" or "good",  
  "confidence": a float between 0 and 1,  
  "reason": "short explanation",  
  "evidence": ["short evidence 1", "short evidence 2"]  
}
```

User:

Please inspect the following audio caption for semantic degeneration or abnormal repetition.

Caption:

```
""  
[CAPTION]  
""
```

Figure 11: Prompt for caption degeneration checking.

### Video-Level Caption Merging Prompt

Strictly follow these requirements for caption connection.

#### # Original Content

[Last paragraph of previous caption]:  
[PREVIOUS\_LAST\_PARAGRAPH]

[First paragraph of next caption]:  
[NEXT\_FIRST\_PARAGRAPH]

#### # Requirements

1. Preserve ALL factual details including names, actions, and objects.
2. Only optimize the transition using temporal words (e.g., "then", "after that").
3. Remove obvious repetition.
4. Keep language natural.
5. Output EXACTLY two paragraphs separated by a newline.

#### # Output format:

[Optimized previous paragraph]  
[Optimized next paragraph]

Figure 12: Prompt for video-level caption merging.

### Single-Modality Query Generation Prompt

**System:** You are a careful data generation assistant for retrieval benchmarks. Return valid JSON only. Do not include markdown fences, explanations, or any extra text.

**User:**

You are helping construct user-style retrieval queries for a multimodal retrieval benchmark.

**Your task:**

Given a detailed caption from a SINGLE modality, generate realistic human-like user search queries that could be used to retrieve the target content.

**Important goal:**

The input caption is a complete and detailed post-hoc description, but the output queries should simulate how real users search: incomplete, partial, not fully descriptive, sometimes vague, focused on a few salient details only, and natural for retrieval rather than annotation.

**Input:**

- modality: [VISION\_OR\_AUDIO]  
- detailed\_caption: [DETAILED\_CAPTION]

**Instructions:**

1. First identify the most salient retrievable information in the caption.
2. Do NOT simply shorten or paraphrase the full caption.
3. Do NOT include too many details in one query.
4. Each query should contain only partial information, as if the user remembers only some aspects.
5. The query must stay faithful to the caption and must not introduce any new facts.
6. Prefer user-style retrieval language over exhaustive description.
7. All queries must sound like realistic human search queries.
8. Avoid overly poetic, overly formal, keyword-stuffed, or annotation-like language.
9. Avoid repetitive outputs.
10. Do not mention the modality name in the query itself.

**Query design requirements:**

- Generate 3 to 5 human-like queries based on the caption.
- All queries should sound like real users recalling the content imperfectly.
- Queries may be slightly vague, but must still be grounded in the caption.
- Make the queries diverse in wording and level of specificity.

**Additional modality-specific guidance:**

- If the modality is vision, focus on visible scene, objects, actions, motion, spatial setup, and overall event type; avoid low-value details such as excessive colors, lighting descriptions, watermark text, or minor appearance details unless central.
- If the modality is audio, focus on speech content, speaker type, tone, acoustic event, music, environment sound, or notable audio semantics; do not always copy exact transcript text; prefer natural human recall over exact quotation.

**Output format:**

```
{
  "salient_information": ["...", "...", "..."],
  "queries": ["...", "...", "..."]
}
```

Figure 13: Prompt for single-modality query generation.

### Cross-Modal Query Generation Prompt

System: You are a careful data generation assistant for retrieval benchmarks. Return valid JSON only. Do not include markdown fences, explanations, or any extra text.

User:  
You are helping construct user-style retrieval queries for a multimodal retrieval benchmark.

Your task:  
Given a detailed unified caption that contains both visual and audio information for a video clip, generate realistic user-style multimodal retrieval queries.

Important benchmark goal:  
Each generated query must require BOTH vision and audio information together for successful retrieval.

This means:

- Every query must include some visual information and some audio information.
- The visual part alone should NOT be sufficient to uniquely identify the target clip.
- The audio part alone should NOT be sufficient to uniquely identify the target clip.
- The combined visual+audio query should be more discriminative than either part alone.
- Do NOT make either modality too complete or too specific by itself.
- The query should encourage genuine multimodal retrieval rather than unimodal shortcut matching.

Input:  
- unified\_caption: [UNIFIED\_CAPTION]

Instructions:

1. First identify the most salient retrievable visual information in the caption.
2. Then identify the most salient retrievable audio information in the caption.
3. Generate queries that ALWAYS combine both modalities.
4. Each query must contain a partial visual cue and a partial audio cue.
5. Do NOT simply summarize the full caption.
6. Do NOT include too many details from either modality.
7. Do NOT make the visual cue alone sufficient for retrieval.
8. Do NOT make the audio cue alone sufficient for retrieval.
9. The query must remain faithful to the caption and must not introduce any new facts.
10. Queries should sound like realistic human retrieval queries, not structured annotations.
11. Avoid repetitive outputs and overly formal or keyword-stuffed language.
12. Each query should preserve only part of the total information in the unified caption.

Design principle:  
The best query is one where the visual cue narrows the search space somewhat, the audio cue also narrows the search space somewhat, but only the combination strongly identifies the target clip.

Output requirements:

- Generate 3 to 5 human-like queries based on the caption.
- Each query must explicitly mix visual and audio information.
- Make them diverse in wording and specificity.

Output format:

```
{
  "visual_salient_information": ["...", "...", "..."],
  "audio_salient_information": ["...", "...", "..."],
  "queries": [
    {
      "combined_query": "...",
      "vision_part": "...",
      "audio_part": "..."
    }
  ]
}
```

Figure 14: Prompt for cross-modal query generation.

## **D Limitations**

FLARE is built from curated Video-MME videos, which improves source quality but may not cover all domains, languages, cultures, or low-quality user-generated content. Its user-style queries are simulated from captions rather than collected from deployed search logs, and automated annotations may still contain residual omissions or biases despite quality checks and human review. In addition, several construction stages rely primarily on Qwen-series models, which may introduce model-specific preferences in captions, query phrasing, and filtering decisions. Finally, our evaluation focuses on retrieval accuracy with fixed public checkpoints, leaving efficiency, robustness, and deployment-time user satisfaction for future work.

## **E Ethics**

FLARE uses existing video sources and public models under their applicable terms, and the release will document sources, derived annotations, licenses, and intended use. Human annotators performed only non-interventional annotation and quality assessment tasks, which were determined to be institutionally exempt from formal IRB review. No behavioral experiments, interventions, or collection of personal or sensitive data from annotators were involved.

## **F Broader Impact**

FLARE provides a more realistic testbed for long-video audiovisual retrieval and may help bridge the gap between caption-based evaluation and real user-style search behavior. At the same time, advances in video retrieval systems could potentially be misused for invasive search, large-scale surveillance, or biased content discovery. To mitigate these risks, FLARE is intended solely for research and benchmark evaluation purposes. The dataset is constructed from existing video sources under their applicable licenses and terms of use, and no personally sensitive annotations are intentionally collected.

## NeurIPS Paper Checklist

### 1. Claims

Question: Do the main claims made in the abstract and introduction accurately reflect the paper’s contributions and scope?

Answer: [Yes].

Justification: The abstract and Section 1 state the benchmark scope, construction scale, evaluation regimes, and empirical findings. These claims are supported by the dataset construction details in Section 3 and the experimental results in Section 4.

Guidelines:

- The answer [N/A] means that the abstract and introduction do not include the claims made in the paper.
- The abstract and/or introduction should clearly state the claims made, including the contributions made in the paper and important assumptions and limitations. A [No] or [N/A] answer to this question will not be perceived well by the reviewers.
- The claims made should match theoretical and experimental results, and reflect how much the results can be expected to generalize to other settings.
- It is fine to include aspirational goals as motivation as long as it is clear that these goals are not attained by the paper.

### 2. Limitations

Question: Does the paper discuss the limitations of the work performed by the authors?

Answer: [Yes].

Justification: The paper includes a dedicated limitations discussion in Section D. It discusses the scope and assumptions of the benchmark, including the use of source videos, automated generation, human review, and evaluation coverage.

Guidelines:

- The answer [N/A] means that the paper has no limitation while the answer [No] means that the paper has limitations, but those are not discussed in the paper.
- The authors are encouraged to create a separate “Limitations” section in their paper.
- The paper should point out any strong assumptions and how robust the results are to violations of these assumptions (e.g., independence assumptions, noiseless settings, model well-specification, asymptotic approximations only holding locally). The authors should reflect on how these assumptions might be violated in practice and what the implications would be.
- The authors should reflect on the scope of the claims made, e.g., if the approach was only tested on a few datasets or with a few runs. In general, empirical results often depend on implicit assumptions, which should be articulated.
- The authors should reflect on the factors that influence the performance of the approach. For example, a facial recognition algorithm may perform poorly when image resolution is low or images are taken in low lighting. Or a speech-to-text system might not be used reliably to provide closed captions for online lectures because it fails to handle technical jargon.
- The authors should discuss the computational efficiency of the proposed algorithms and how they scale with dataset size.
- If applicable, the authors should discuss possible limitations of their approach to address problems of privacy and fairness.
- While the authors might fear that complete honesty about limitations might be used by reviewers as grounds for rejection, a worse outcome might be that reviewers discover limitations that aren’t acknowledged in the paper. The authors should use their best judgment and recognize that individual actions in favor of transparency play an important role in developing norms that preserve the integrity of the community. Reviewers will be specifically instructed to not penalize honesty concerning limitations.

### 3. Theory assumptions and proofs

Question: For each theoretical result, does the paper provide the full set of assumptions and a complete (and correct) proof?

Answer: [N/A].

Justification: The paper introduces a benchmark and empirical evaluation protocol rather than theoretical results. The equations in the paper define construction and filtering procedures and do not require formal proofs.

Guidelines:

- The answer [N/A] means that the paper does not include theoretical results.
- All the theorems, formulas, and proofs in the paper should be numbered and cross-referenced.
- All assumptions should be clearly stated or referenced in the statement of any theorems.
- The proofs can either appear in the main paper or the supplemental material, but if they appear in the supplemental material, the authors are encouraged to provide a short proof sketch to provide intuition.
- Inversely, any informal proof provided in the core of the paper should be complemented by formal proofs provided in appendix or supplemental material.
- Theorems and Lemmas that the proof relies upon should be properly referenced.

#### 4. Experimental result reproducibility

Question: Does the paper fully disclose all the information needed to reproduce the main experimental results of the paper to the extent that it affects the main claims and/or conclusions of the paper (regardless of whether the code and data are provided or not)?

Answer: [Yes].

Justification: Section 3 describes the benchmark construction pipeline, and Section 4.1 specifies the retrieval protocol, metrics, directions, model set, and use of public checkpoints. The appendix further provides human annotation details and prompt templates needed to verify and reproduce the data-generation process.

Guidelines:

- The answer [N/A] means that the paper does not include experiments.
- If the paper includes experiments, a [No] answer to this question will not be perceived well by the reviewers: Making the paper reproducible is important, regardless of whether the code and data are provided or not.
- If the contribution is a dataset and/or model, the authors should describe the steps taken to make their results reproducible or verifiable.
- Depending on the contribution, reproducibility can be accomplished in various ways. For example, if the contribution is a novel architecture, describing the architecture fully might suffice, or if the contribution is a specific model and empirical evaluation, it may be necessary to either make it possible for others to replicate the model with the same dataset, or provide access to the model. In general, releasing code and data is often one good way to accomplish this, but reproducibility can also be provided via detailed instructions for how to replicate the results, access to a hosted model (e.g., in the case of a large language model), releasing of a model checkpoint, or other means that are appropriate to the research performed.
- While NeurIPS does not require releasing code, the conference does require all submissions to provide some reasonable avenue for reproducibility, which may depend on the nature of the contribution. For example
  - (a) If the contribution is primarily a new algorithm, the paper should make it clear how to reproduce that algorithm.
  - (b) If the contribution is primarily a new model architecture, the paper should describe the architecture clearly and fully.
  - (c) If the contribution is a new model (e.g., a large language model), then there should either be a way to access this model for reproducing the results or a way to reproduce the model (e.g., with an open-source dataset or instructions for how to construct the dataset).

- (d) We recognize that reproducibility may be tricky in some cases, in which case authors are welcome to describe the particular way they provide for reproducibility. In the case of closed-source models, it may be that access to the model is limited in some way (e.g., to registered users), but it should be possible for other researchers to have some path to reproducing or verifying the results.

## 5. Open access to data and code

Question: Does the paper provide open access to the data and code, with sufficient instructions to faithfully reproduce the main experimental results, as described in supplemental material?

Answer: [Yes].

Justification: Our code and data are released at <https://anonymous.4open.science/r/FLARE-950E/> and <https://huggingface.co/datasets/AnonymousFLARE/FLARE>. The release will preserve anonymity during review and will be de-anonymized upon acceptance.

Guidelines:

- The answer [N/A] means that paper does not include experiments requiring code.
- Please see the NeurIPS code and data submission guidelines (<https://neurips.cc/public/guides/CodeSubmissionPolicy>) for more details.
- While we encourage the release of code and data, we understand that this might not be possible, so [No] is an acceptable answer. Papers cannot be rejected simply for not including code, unless this is central to the contribution (e.g., for a new open-source benchmark).
- The instructions should contain the exact command and environment needed to run to reproduce the results. See the NeurIPS code and data submission guidelines (<https://neurips.cc/public/guides/CodeSubmissionPolicy>) for more details.
- The authors should provide instructions on data access and preparation, including how to access the raw data, preprocessed data, intermediate data, and generated data, etc.
- The authors should provide scripts to reproduce all experimental results for the new proposed method and baselines. If only a subset of experiments are reproducible, they should state which ones are omitted from the script and why.
- At submission time, to preserve anonymity, the authors should release anonymized versions (if applicable).
- Providing as much information as possible in supplemental material (appended to the paper) is recommended, but including URLs to data and code is permitted.

## 6. Experimental setting/details

Question: Does the paper specify all the training and test details (e.g., data splits, hyperparameters, how they were chosen, type of optimizer) necessary to understand the results?

Answer: [Yes].

Justification: Section 4.1 specifies the evaluation metric, similarity function, retrieval directions, caption/query regimes, candidate galleries, and baseline checkpoints. The work evaluates pretrained retrieval models without additional training, so optimizer and training hyperparameters are not applicable.

Guidelines:

- The answer [N/A] means that the paper does not include experiments.
- The experimental setting should be presented in the core of the paper to a level of detail that is necessary to appreciate the results and make sense of them.
- The full details can be provided either with the code, in appendix, or as supplemental material.

## 7. Experiment statistical significance

Question: Does the paper report error bars suitably and correctly defined or other appropriate information about the statistical significance of the experiments?

Answer: [No].

Justification: The reported results are deterministic evaluations of fixed public checkpoints on a fixed benchmark gallery, and the paper reports Recall@K rather than repeated-run statistics. We therefore do not report error bars, while using multiple retrieval directions, regimes, and ablations to support the empirical conclusions.

Guidelines:

- The answer [N/A] means that the paper does not include experiments.
- The authors should answer [Yes] if the results are accompanied by error bars, confidence intervals, or statistical significance tests, at least for the experiments that support the main claims of the paper.
- The factors of variability that the error bars are capturing should be clearly stated (for example, train/test split, initialization, random drawing of some parameter, or overall run with given experimental conditions).
- The method for calculating the error bars should be explained (closed form formula, call to a library function, bootstrap, etc.)
- The assumptions made should be given (e.g., Normally distributed errors).
- It should be clear whether the error bar is the standard deviation or the standard error of the mean.
- It is OK to report 1-sigma error bars, but one should state it. The authors should preferably report a 2-sigma error bar than state that they have a 96% CI, if the hypothesis of Normality of errors is not verified.
- For asymmetric distributions, the authors should be careful not to show in tables or figures symmetric error bars that would yield results that are out of range (e.g., negative error rates).
- If error bars are reported in tables or plots, the authors should explain in the text how they were calculated and reference the corresponding figures or tables in the text.

## 8. Experiments compute resources

Question: For each experiment, does the paper provide sufficient information on the computer resources (type of compute workers, memory, time of execution) needed to reproduce the experiments?

Answer: [Yes].

Justification: The human resources used in our annotation process are described in Section A. For both the dataset construction and evaluation stages, we used  $8 \times H20$  GPUs, with a total computational cost of approximately 300 GPU hours.

Guidelines:

- The answer [N/A] means that the paper does not include experiments.
- The paper should indicate the type of compute workers CPU or GPU, internal cluster, or cloud provider, including relevant memory and storage.
- The paper should provide the amount of compute required for each of the individual experimental runs as well as estimate the total compute.
- The paper should disclose whether the full research project required more compute than the experiments reported in the paper (e.g., preliminary or failed experiments that didn't make it into the paper).

## 9. Code of ethics

Question: Does the research conducted in the paper conform, in every respect, with the NeurIPS Code of Ethics [https://neurips.cc/public/EthicsGuidelines?](https://neurips.cc/public/EthicsGuidelines)

Answer: [Yes].

Justification: This research uses existing video sources and publicly available models in accordance with their respective licenses and terms of use, incorporates compensated human review during the annotation process, and is intended solely for benchmark construction and evaluation purposes. We adhere to the NeurIPS Code of Ethics; additional details are provided in Section E.

Guidelines:

- The answer [N/A] means that the authors have not reviewed the NeurIPS Code of Ethics.
- If the authors answer [No], they should explain the special circumstances that require a deviation from the Code of Ethics.
- The authors should make sure to preserve anonymity (e.g., if there is a special consideration due to laws or regulations in their jurisdiction).

## 10. Broader impacts

Question: Does the paper discuss both potential positive societal impacts and negative societal impacts of the work performed?

Answer: [Yes].

Justification: We discuss the related broader impact considerations in Section F.

Guidelines:

- The answer [N/A] means that there is no societal impact of the work performed.
- If the authors answer [N/A] or [No], they should explain why their work has no societal impact or why the paper does not address societal impact.
- Examples of negative societal impacts include potential malicious or unintended uses (e.g., disinformation, generating fake profiles, surveillance), fairness considerations (e.g., deployment of technologies that could make decisions that unfairly impact specific groups), privacy considerations, and security considerations.
- The conference expects that many papers will be foundational research and not tied to particular applications, let alone deployments. However, if there is a direct path to any negative applications, the authors should point it out. For example, it is legitimate to point out that an improvement in the quality of generative models could be used to generate Deepfakes for disinformation. On the other hand, it is not needed to point out that a generic algorithm for optimizing neural networks could enable people to train models that generate Deepfakes faster.
- The authors should consider possible harms that could arise when the technology is being used as intended and functioning correctly, harms that could arise when the technology is being used as intended but gives incorrect results, and harms following from (intentional or unintentional) misuse of the technology.
- If there are negative societal impacts, the authors could also discuss possible mitigation strategies (e.g., gated release of models, providing defenses in addition to attacks, mechanisms for monitoring misuse, mechanisms to monitor how a system learns from feedback over time, improving the efficiency and accessibility of ML).

## 11. Safeguards

Question: Does the paper describe safeguards that have been put in place for responsible release of data or models that have a high risk for misuse (e.g., pre-trained language models, image generators, or scraped datasets)?

Answer: [Yes].

Justification: To support the responsible release of the benchmark, we follow the licenses and terms of use associated with the original video sources and publicly available models. FLARE is intended solely for research and benchmark evaluation purposes. We release only the annotations and metadata necessary for evaluation and do not intentionally collect personally sensitive information.

Guidelines:

- The answer [N/A] means that the paper poses no such risks.
- Released models that have a high risk for misuse or dual-use should be released with necessary safeguards to allow for controlled use of the model, for example by requiring that users adhere to usage guidelines or restrictions to access the model or implementing safety filters.
- Datasets that have been scraped from the Internet could pose safety risks. The authors should describe how they avoided releasing unsafe images.

- We recognize that providing effective safeguards is challenging, and many papers do not require this, but we encourage authors to take this into account and make a best faith effort.

## 12. Licenses for existing assets

Question: Are the creators or original owners of assets (e.g., code, data, models), used in the paper, properly credited and are the license and terms of use explicitly mentioned and properly respected?

Answer: [Yes].

Justification: The paper cites the existing datasets, tools, and models used in construction and evaluation, including Video-MME, PySceneDetect, captioning models, scoring models, and retrieval baselines. Their licenses and terms of use will be documented and respected in the release materials.

Guidelines:

- The answer [N/A] means that the paper does not use existing assets.
- The authors should cite the original paper that produced the code package or dataset.
- The authors should state which version of the asset is used and, if possible, include a URL.
- The name of the license (e.g., CC-BY 4.0) should be included for each asset.
- For scraped data from a particular source (e.g., website), the copyright and terms of service of that source should be provided.
- If assets are released, the license, copyright information, and terms of use in the package should be provided. For popular datasets, [paperswithcode.com/datasets](https://paperswithcode.com/datasets) has curated licenses for some datasets. Their licensing guide can help determine the license of a dataset.
- For existing datasets that are re-packaged, both the original license and the license of the derived asset (if it has changed) should be provided.
- If this information is not available online, the authors are encouraged to reach out to the asset's creators.

## 13. New assets

Question: Are new assets introduced in the paper well documented and is the documentation provided alongside the assets?

Answer: [Yes].

Justification: We have provided the related materials following the submission guidelines.

Guidelines:

- The answer [N/A] means that the paper does not release new assets.
- Researchers should communicate the details of the dataset/code/model as part of their submissions via structured templates. This includes details about training, license, limitations, etc.
- The paper should discuss whether and how consent was obtained from people whose asset is used.
- At submission time, remember to anonymize your assets (if applicable). You can either create an anonymized URL or include an anonymized zip file.

## 14. Crowdsourcing and research with human subjects

Question: For crowdsourcing experiments and research with human subjects, does the paper include the full text of instructions given to participants and screenshots, if applicable, as well as details about compensation (if any)?

Answer: [Yes].

Justification: Appendix A describes annotator recruitment, training, task protocols, compensation, agreement, and adjudication.

Guidelines:

- The answer [N/A] means that the paper does not involve crowdsourcing nor research with human subjects.

- Including this information in the supplemental material is fine, but if the main contribution of the paper involves human subjects, then as much detail as possible should be included in the main paper.
- According to the NeurIPS Code of Ethics, workers involved in data collection, curation, or other labor should be paid at least the minimum wage in the country of the data collector.

15. **Institutional review board (IRB) approvals or equivalent for research with human subjects**

Question: Does the paper describe potential risks incurred by study participants, whether such risks were disclosed to the subjects, and whether Institutional Review Board (IRB) approvals (or an equivalent approval/review based on the requirements of your country or institution) were obtained?

Answer: [Yes].

Justification: Human annotators were limited to non-interventional annotation and quality assessment tasks, which were determined to be institutionally exempt from formal IRB review. The study did not involve behavioral experiments, interventions, or collection of personal or sensitive data from annotators.

Guidelines:

- The answer [N/A] means that the paper does not involve crowdsourcing nor research with human subjects.
- Depending on the country in which research is conducted, IRB approval (or equivalent) may be required for any human subjects research. If you obtained IRB approval, you should clearly state this in the paper.
- We recognize that the procedures for this may vary significantly between institutions and locations, and we expect authors to adhere to the NeurIPS Code of Ethics and the guidelines for their institution.
- For initial submissions, do not include any information that would break anonymity (if applicable), such as the institution conducting the review.

16. **Declaration of LLM usage**

Question: Does the paper describe the usage of LLMs if it is an important, original, or non-standard component of the core methods in this research? Note that if the LLM is used only for writing, editing, or formatting purposes and does *not* impact the core methodology, scientific rigor, or originality of the research, declaration is not required.

Answer: [Yes].

Justification: LLMs and multimodal LLMs are core components of the benchmark construction pipeline, including modality triage, transcript segmentation, caption generation, caption merging, query generation, and quality checks. These uses are described in Section 3, with prompt templates provided in Appendix C.

Guidelines:

- The answer [N/A] means that the core method development in this research does not involve LLMs as any important, original, or non-standard components.
- Please refer to our LLM policy in the NeurIPS handbook for what should or should not be described.