

# A molecular perspective on coordination, screening, and emergent length scales in lithium electrolytes

Amaury Coste,<sup>1</sup> Eva Zunzunegui-Bru,<sup>2,1</sup> Ambroise van Roekeghem,<sup>3</sup> Ioannis Skarmoutsos,<sup>4</sup> and Stefano Mossa<sup>1</sup>

<sup>1</sup>*Univ. Grenoble Alpes, CEA, IRIG-MEM-LSim, 38054 Grenoble, France*

<sup>2</sup>*Univ. Grenoble Alpes, Univ. Savoie Mont Blanc,  
CNRS, Grenoble INP, LEPMI, 38000 Grenoble, France*

<sup>3</sup>*Univ. Grenoble Alpes, CEA, LITEN, 38054 Grenoble, France*

<sup>4</sup>*Laboratory of Physical Chemistry, Department of Chemistry, University of Ioannina, 45110 Ioannina, Greece*

(Dated: May 12, 2026)

Lithium electrolytes are commonly described using separate conceptual frameworks for local coordination chemistry, electrostatic screening, and ionic transport. This separation is effective in dilute conditions but breaks down at higher concentration, where coordination, ion pairing, clustering, and collective dynamics become intrinsically coupled. In this Perspective, we develop a unified multiscale framework that links local coordination motifs, mesoscopic ionic organization, and macroscopic transport within a single physical picture. Through representative examples spanning carbonate liquids, polymer electrolytes, concentrated systems, and confinement, we show that increasing concentration drives a systematic evolution from solvent-dominated  $\text{Li}^+$  coordination to ion pairing, clustering, and correlated domains. In this regime, screening and transport are not independent phenomena but arise from the same underlying correlated structures. This perspective implies that rational electrolyte design must simultaneously control short-range coordination, mesoscale organization, and collective electrostatic response.

## I. INTRODUCTION

Electrolytes remain a central bottleneck in electrochemical energy storage, as they simultaneously control ionic conductivity, interfacial chemistry, electrochemical stability, and power delivery [1, 2]. This is especially critical in modern battery technologies [3, 4]. For lithium-based systems, the most natural microscopic starting point is the local coordination environment of  $\text{Li}^+$ : the cation binds solvent molecules, polymer segments, or anions and forms a *dressed* [5] object embedded in a fluctuating charged medium. This viewpoint is chemically transparent and has been extremely productive, especially for dilute liquid electrolytes.

That picture is nevertheless incomplete once one moves away from the dilute limit. Concentrated electrolytes, solvent-in-salt systems, polymer electrolytes, ionic-liquid-based formulations, and hybrid materials all exhibit strong correlations, pronounced deviations from ideal transport, and screening behavior that cannot be reduced to isolated solvation shells [6–10]. As the salt concentration increases, anions enter the first coordination shell, ion pairing and clustering become important, and extended ionic domains may emerge. The relevant physical objects are then no longer bare ions, or even merely solvated ions, but much more complex correlated ionic structures, whose identity depends on both local chemistry and collective organization.

The objective of this Perspective is to develop a unified multiscale framework that connects these levels of description. The conceptual development of this framework is illustrated in Fig. 1. The central claim is that coordination, screening, and transport should not be treated as separate topics, but as different manifestations of the same underlying hierarchy of correlated structures. Lo-

cal coordination determines the elementary motifs from which ion pairs, clusters, and larger ionic domains are built. Those larger structures, in turn, control dielectric response, screening, and the effective carriers relevant for charge transport.

The discussion is organized around representative examples, largely drawn from our own work where appropriate. Consequently, it should by no means be regarded as an exhaustive survey of the extensive literature in the field. We also emphasize, however, that the perspective developed here builds upon concepts and insights that are already present in the literature, albeit often in a fragmented or dispersed form. Most of the data and illustrations we consider originate from molecular simulations, which provide a consistent and controlled framework for analysis. This emphasis reflects the fact that experimental probes, while essential, are often not sufficiently selective to unambiguously isolate the most relevant microscopic degrees of freedom and their correlations. By contrast, simulations allow one to resolve shell composition, cluster statistics, and transport correlations at a level of detail that helps disentangle the underlying physical mechanisms, while the resulting physical picture is intended to remain broader than any single methodology.

We begin by examining local coordination in molecular and polymer electrolytes, and then introduce a hierarchy of length scales that links short-range structure to mesoscopic organization and electrostatic screening. We next address how confinement perturbs this hierarchy, and finally show how a unified description of transport and design principles emerges from this perspective. If established, such a framework could guide the rational design of electrolyte materials by explicitly connecting molecular-level structure to macroscopic transport properties. Within this picture, local coordination defines

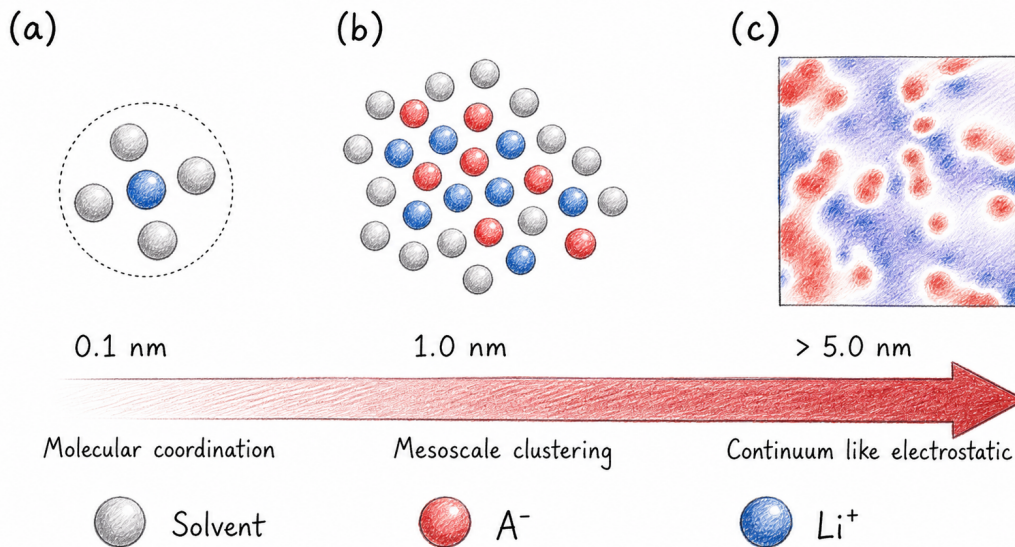


FIG. 1. **Hierarchy of structural and electrostatic correlations in liquid electrolytes.** Schematic illustration of the progressive coarse-graining from local coordination to collective electrostatics across increasing length scales. **(a): First coordination shell ( $\sim 0.1$  nm).** A lithium ion (blue) is coordinated by a mixed environment comprising one counter-ion (red) and three solvent molecules (gray), defining a minimal anisotropic local solvation structure. The dashed circle indicates the coordination radius  $r$ , which delimits the first shell and sets the shortest structural length scale governing local ion–environment interactions. **(b): Ion pairing and clustering ( $\sim 1$  nm).** At intermediate length scales, ions form dynamically fluctuating, quasi-neutral aggregates in which cations and anions are intercalated rather than segregated. These clusters include contact and solvent-shared ion pairs, as well as higher-order motifs, embedded in a background of solvent molecules. This regime reflects the competition between short-range coordination forces and longer-range Coulomb interactions, leading to heterogeneous but locally charge-balanced structures. **(c): Collective electrostatics ( $> 5$  nm).** At larger scales, the system is more appropriately described in terms of collective charge density fluctuations and screened electrostatic fields. The discrete molecular structure is progressively coarse-grained into an effective medium, where many-body correlations give rise to emergent screening behavior and long-wavelength response. The bottom axis summarizes the corresponding structural length scales, highlighting the crossover from molecular coordination to mesoscale clustering and finally to continuum-like electrostatic behavior. Colors denote lithium ions (blue), anions (red), and solvent molecules (gray).

the effective charged entities, their aggregation governs screening, and the resulting correlated structures control transport. In what follows, we use “motif” to denote local coordination environments, “cluster” for mesoscopic ionic aggregates, and “domain” for larger-scale correlated structures at high concentration.

## II. LOCAL COORDINATION AS THE ELEMENTARY STRUCTURAL PROBLEM

### A. Carbonate solvents and the tetrahedral motif

For conventional carbonate electrolytes, the classical starting point is the interaction of  $Li^+$  with carbonyl oxygen atoms. Ethylene- (EC), propylene- (PC), and dimethyl- (DMC) carbonates differ significantly in molecular shape, dielectric character, and flexibility, yet they all offer strong donor sites to  $Li^+$ . A broad body of simulation and quantum-chemical work indicates that, at low concentration,  $Li^+$  typically adopts a fourfold first shell

coordination in these media, with approximate *tetrahedral* local order [6, 11–16], as illustrated in Fig. 2. This picture is chemically natural: the small cation favors strong short-range interactions with a limited number of donor oxygens, and four-fold coordination is consistent with both steric and electrostatic constraints.

At the same time, the tetrahedral motif should not be over-interpreted as a rigid molecular complex. The simulations of [16] make an important point: even in dilute carbonate mixtures, the local environment of  $Li^+$  is embedded in substantial structural heterogeneity extending to distances more than five times larger than the first coordination shell radius. This is already a first sign that the electrolyte cannot be reduced to a collection of isolated clusters. The shell is local, but its composition and dipolar environment are influenced by fluctuations on larger scales.

This point matters because the literature on carbonate solvation has long been marked by apparently conflicting coordination numbers extracted from Nuclear Magnetic Resonance, Raman, mass spectrometry, and simula-

tions [17–22]. Part of the discrepancy is methodological, but part is physical: the “coordination number” is not always a sharply defined observable. It depends on concentration, on the operational cutoff used, on whether one counts molecules or donor atoms, and on whether anions participate in the same shell. What survives across methods is the robust importance of a short-range carbonyl-oxygen cage around  $\text{Li}^+$ , and the exceptional sensitivity of this cage to composition and concentration.

### B. Preferential solvation in mixed solvents

Mixed solvents provide a clear demonstration that local coordination is not controlled by polarity alone. If electrostatics were the only criterion, the most polar cyclic carbonates would always dominate the first shell. Yet both simulation and electronic-structure work show a more subtle picture. For EC/DMC and EC/DMC/PC mixtures, DFT calculations on isolated clusters tend to favor more strongly polar components, whereas molecular dynamics in the liquid may predict enhanced DMC participation in the first coordination shell [6, 7, 16, 20, 22, 23]. This is not a contradiction; it reflects the fact that local structure in the liquid is shaped by *packing* and by *collective dipolar cancellation*, not only by isolated binding energies.

The simulations of Ref. [16] are especially illuminating on this point. Within a locally tetrahedral shell, the vector sum of the solvent dipoles can be strongly reduced when similar molecules occupy the shell in symmetric arrangements. Under such circumstances, the total shell dipole may actually increase when a less polar linear carbonate contributes, because it disrupts otherwise more complete dipole cancellation. This is a remarkably important lesson for electrolyte design. The question is not simply which solvent binds  $\text{Li}^+$  more strongly, but which mixture produces the most favorable balance of local geometry, shell dipole, and bulk transport.

### C. Anion entry into the first shell

The most direct route by which coordination chemistry becomes a problem of charged-fluid physics is anion participation. In concentrated carbonate electrolytes, anions such as  $\text{BF}_4^-$ ,  $\text{PF}_6^-$ , and  $\text{ClO}_4^-$  need not remain outside the  $\text{Li}^+$  solvation shell. Instead, they may enter the latter, and form contact ion pairs or larger aggregates [23–27], see Fig. 2. This transition fundamentally alters the local structure problem. A key result in this area is the combined femtosecond vibrational spectroscopy and DFT work of [24], where it was found that in EC solutions above 0.5 M the average number of directly bound EC molecules falls to about two. The qualitative implication is profound. The standard four-solvent tetrahedral picture remains a good reference for dilute conditions, but it ceases to be the correct local pattern under many

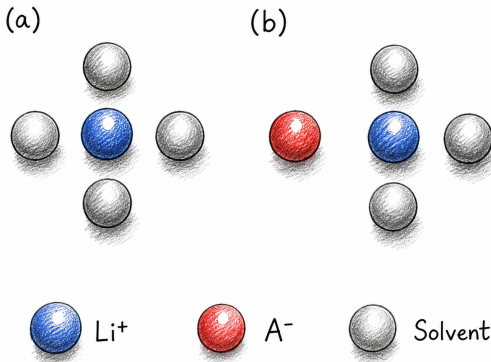


FIG. 2. **Evolution of lithium-ion solvation structure from dilute to concentrated electrolytes.** (a) **Dilute conditions.** In dilute electrolytes, the lithium ion is primarily solvated by solvent molecules, forming a first coordination shell composed of  $\sim 4$  solvent ligands arranged in a roughly tetrahedral geometry. The effective charge of the lithium ion is only weakly screened, and the local structure is dominated by ion–solvent interactions. (b) **Concentrated conditions.** At high salt concentrations, anions progressively enter the first coordination shell of the lithium ion, replacing solvent molecules and forming contact or solvent-separated ion pairs. This process reduces the solvent coordination number and leads to partial neutralization of the dressed lithium ion. The comparison illustrates how increasing salt concentration transforms the elementary solvation motif from a solvent-dominated tetrahedral shell to a mixed ion–anion coordination environment. This structural evolution underlies the emergence of ion pairing, cluster formation, and ultimately the mesoscale electrostatic correlations characteristic of concentrated electrolytes [23, 24].

battery-relevant concentrations. The relevant object becomes a cation–solvent–anion complex.

This result was generalized and refined in the quantum-chemical study of [23], where the most stable contact-ion-pair motifs in PC- and DMC-based electrolytes were found to involve roughly two solvent molecules and one anion around  $\text{Li}^+$ . Crucially, although the total coordination in terms of *molecular* neighbors drops, the local donor-atom geometry can still preserve a quasi-tetrahedral arrangement when the anion coordinates in a bidentate manner. That is, local tetrahedrality survives in an *interatomic* sense even as the molecular interpretation changes. This is an elegant example of how the physically relevant coordination descriptor must be chosen with care.

The transport consequences follow directly, as discussed in more detail below. When an anion occupies the coordination shell, the dressed lithium object is less positively charged and often less mobile under an applied field. This provides a clean microscopic rationale for the conductivity loss at high salt concentration [23–27]. The point is not merely that there are “more interactions” at high concentration; rather, the identity of the charge

carrier itself changes. The moving entity is no longer  $\text{Li}^+$  plus a neutral shell, but a partially neutralized correlated complex.

### III. POLYMER COORDINATION AND THE EXTENSION OF THE SAME IDEAS TO SOLIDS

Polymer electrolytes are frequently discussed as a separate class of electrolytes, but many of the structural ideas discussed above apply. The same coordination principles hold, but their consequences become inherently dynamical, as ion transport is now coupled to the slow relaxation of the host matrix [28–30]. The major difference is that the donor atoms belong to a deformable, slowly relaxing matrix rather than to a molecular solvent. As a result, coordination and transport become strongly entangled with the internal dynamics of the host.

In poly(ethylene oxide)-based electrolytes,  $\text{Li}^+$  is stabilized by ether oxygens, and its migration is tied to polymer segmental motion [28, 29]. In carbonate-based polymer electrolytes, such as  $\text{LiPF}_6$ /polypropylene carbonate, the donor groups are more directly reminiscent of liquid carbonate solvents, but the dynamical landscape is much slower and more heterogeneous. The recent simulations of [30] show that such systems exhibit strong ionic correlations, only a limited fraction of truly free ions, and a large population of negatively charged clusters at the highest salt concentrations. Even when the local  $\text{Li}^+$ -carbonate interaction is not very strong on a pairwise basis, the network of ionic and polymeric constraints can suppress the mobility of the cation more than that of the anion at experimentally relevant temperatures.

This, again, reinforces the same message: local coordination is the elementary structural problem, but not the whole story. The polymer matrix changes the statistics of site availability, residence times, and exchange pathways. What appears as a simple coordination shell in a static structural snapshot is, dynamically, a transient and constrained network. That network determines whether  $\text{Li}^+$  moves by carrying a coordination shell, by exchanging among neighboring coordination sites, or by participating in the motion of larger ionic aggregates.

Hybrid polymer/ceramic systems offer another instructive example. The recent analysis of  $\text{SiO}_2$  nanoparticles in PEO/LiTFSI shows that adding passive nanoparticles can reduce, rather than enhance, ionic conductivity above the melting temperature of the polymer [31]. The reason is not merely geometric obstruction, important as it is, but a reorganization of local coordination and species distributions into distinct regimes separated by a concentration threshold. In other words, filler addition changes the phase space of local coordination environments and, therefore, the statistics of transport pathways. The fact that this can be understood with the same coordination language used in liquids is conceptually important.

Finally, liquid-crystalline solid electrolytes provide an

intermediate case in which ion-conducting domains become structurally ordered on nano-scales while still allowing local  $\text{Li}^+$  hopping [32]. These systems make explicit what is otherwise hidden in conventional electrolytes: local coordination motifs can self-organize into mesoscopic channels, and transport then depends on the architecture of the coordinated domains as much as on the shell itself.

### IV. A HIERARCHY OF LENGTH SCALES

Building on previous work on ion pairing, clustering, and mesoscale ionic organization [10, 33–36], the arguments developed so far point to a simple but important conclusion: electrolyte structure cannot be described at a single scale. Instead, it is useful to introduce a hierarchy of organization levels that bridge local coordination and macroscopic response. A schematic version of this hierarchy is shown in Fig. 1, where the relevant objects evolve from first-shell coordination motifs to ion pairs, clusters, and finally correlated domains associated with screening and collective transport.

At the smallest scale, the basic object is a *motif*: the local coordination environment of  $\text{Li}^+$ , including solvent molecules and, at higher concentration, anions. This scale is set primarily by short-range chemistry—ionic radius, donor strength, steric shape, and solvent or polymer flexibility. In carbonate liquids it corresponds to the carbonyl-oxygen cage around  $\text{Li}^+$  and is typically of order a few Å [16, 23, 24]. In polymers, the same scale is defined by coordinating ether oxygens, nitriles, or other donor groups embedded in a slower and more constrained matrix.

The next level is the *cluster* scale. Here local motifs are no longer independent, but assemble into contact ion pairs, solvent-separated ion pairs, and larger associated ionic aggregates. This is the first scale at which local coordination and concentration meet directly: whether the anion remains outside the first shell or enters it defines a genuine structural crossover. Cluster analysis in battery electrolytes has shown that even chemically simple mixtures can generate rich populations of associated ionic species [33–36]. In polymer electrolytes these associated structures may become long-lived and dominate the charge balance of the ionic sub-ensemble [30, 33–36].

At still larger distances one reaches *correlated domains*. These need not be permanent phases; they may instead be dynamically evolving regions over which charge correlations, mesoscale order, or partial network connectivity persist. In liquid-crystalline electrolytes, for example, ordered ionic domains and lamellae explicitly introduce this scale [32]. More generally, the correlated domain is the natural level at which one should discuss screening and collective transport, because it is this organization—rather than isolated ions—that determines how charge fluctuations are transmitted and relaxed.

This hierarchical description is useful because it unifies phenomena that are often treated separately. Local

coordination determines the elementary charged motifs; those motifs assemble into clusters; and clusters or larger correlated domains control macroscopic observables such as screening lengths, conductivity, transference, and the validity or failure of Nernst–Einstein-like descriptions. In that sense, the hierarchy shown in Fig. 1 is not a mere list of unrelated scales but a coarse-graining sequence linking chemistry, structure, and collective dynamics [10, 34–36].

## V. SCREENING: FROM DEBYE TO CORRELATED IONIC DOMAINS

### A. Why Debye–Hückel becomes insufficient

The Debye–Hückel picture remains the proper asymptotic starting point for low ionic strength [37, 38]. In that limit, ions behave approximately as weakly coupled point charges embedded in a dielectric continuum, and the interaction between charges is screened over the Debye length. But battery electrolytes are usually far from that regime. The local dielectric response is heterogeneous, ion sizes are not negligible, molecular shapes matter, and ion pairing or clustering can be substantial.

Here, we focus specifically on two closely interrelated questions within the modern screening literature. First, how should one describe the crossover from monotonic Debye-like decay to oscillatory strong-coupling behavior [39]? Second, what is the physical meaning of the unexpectedly large screening lengths (dubbed as *underscreening*), further increasing with salt concentration, inferred from surface force balance [40] experiments in concentrated electrolytes and ionic liquids [5, 39, 41–45]? The terminology of *regular* versus *anomalous* underscreening has become standard, but the interpretation remains actively debated [46–48].

### B. A cluster-based interpretation of screening

The simulation study of Ref. [10] provides a particularly useful framework because it directly links structural, dielectric, and transport data in a single model system over a huge concentration range. Several points from that work are especially important for the perspective developed here.

First, the electrolyte does not simply become “more correlated” in a vague sense as concentration increases. Rather, the ionic organization evolves through identifiable structural regimes, including the growth, aggregation, and eventual *percolation* of ionic clusters [10, 33–36]. Second, the correlation length relevant for screening can be interpreted more naturally when one assigns effective charges to correlated ionic domains instead of insisting on bare-ion charges.

Third, the largest deviation between the true conductivity and the Nernst–Einstein estimate occurs where

electrostatic interactions are strongest and where the cluster-based description becomes essential. In this sense, the effective charge carrier undergoes a progressive renormalization with increasing concentration: from a solvated ion defined by local coordination, to a partially neutralized ion pair, and ultimately to correlated ionic clusters that act as the relevant objects for both transport and screening [8–10, 34, 36].

This is a conceptually attractive result because it closes the loop with local coordination. If contact ion pairing and shell neutralization change the identity of the moving charge carrier, then they should also change the effective object that participates in screening. The same elementary redefinition of the carrier propagates upward in scale. Viewed in this way, screening is not an abstract continuum property layered on top of chemistry; it is the long-wavelength consequence of the chemistry having already reorganized the charged fluid into dressed, clustered entities.

### C. Screening as a design parameter

From a practical point of view, the relevance of screening goes beyond surface force balance experiments. It determines the electrostatic coupling between charged species, influences dielectric friction, constrains ionic motion, and affects how electrolytes respond to confinement or interfaces. Because these properties are concentration dependent and structurally renormalized, electrolyte design should include not only first-shell binding arguments but also control over the growth of correlated ionic domains.

This idea is already implicit in several classes of electrolyte engineering. High-concentration formulations deliberately trade off some free-ion mobility for interfacial benefits and altered solvation chemistry [27, 49]. Single-ion or anchored-anion systems aim to restrict the anion contribution to conductivity and reshape the effective screening environment [50]. Liquid-crystalline electrolytes attempt to impose mesoscale order on ionic pathways [32]. In each case, screening serves as a unifying physical diagnostic of whether the targeted local coordination motifs translate into the intended collective organization.

## VI. ELECTROLYTES UNDER CONFINEMENT

Confinement provides a particularly stringent test of the multiscale framework developed above because it introduces an external geometric length that competes directly with intrinsic ionic and correlation lengths. From this perspective, nanoconfinement is not a separate problem from bulk electrolyte physics, but a controlled perturbation of the same hierarchy of coordination, clustering, and screening scales [10, 31, 49]. Examples include nanoporous electrodes in supercapacitors, solid

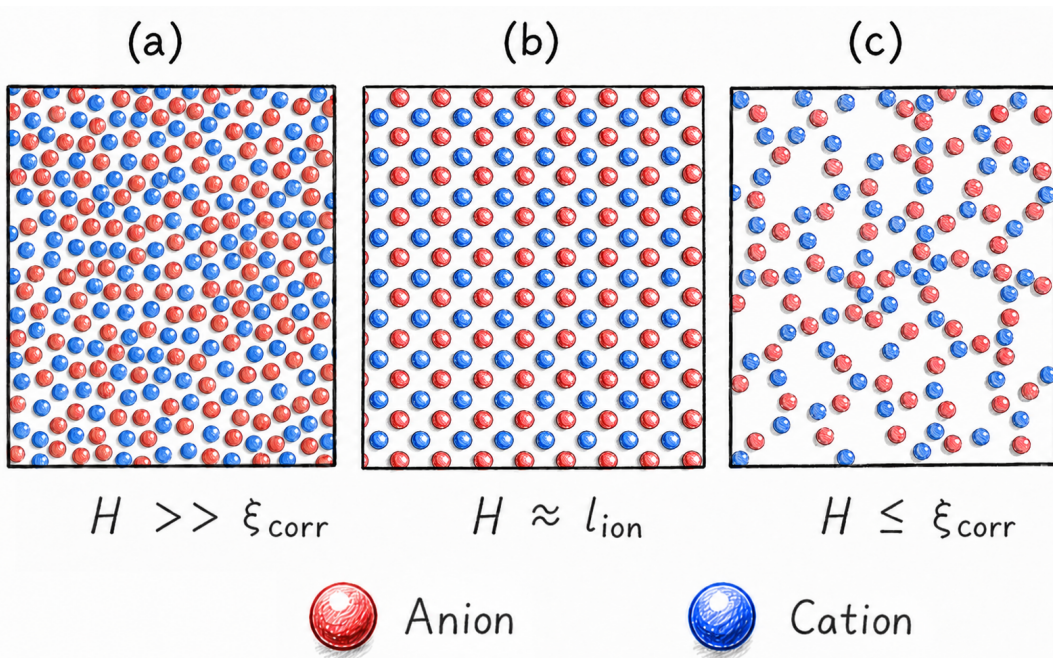


FIG. 3. **Confinement-induced structural regimes in ionic liquids.** Schematic illustration of the evolution of ionic organization as a function of confinement size  $H$  relative to the intrinsic ionic length scales. **(a) Bulk-like regime** ( $H \gg \xi_{\text{corr}}$ ). In the absence of confinement, the ionic liquid exhibits an isotropic, dense, and disordered structure characterized by short-range coordination and weak intermediate-range correlations. Cations (blue) and anions (red) are homogeneously distributed, forming a nanostructured liquid without long-range order. **(b) Layered ordered regime** ( $H \approx l_{\text{ion}}$ ). When the confinement size becomes comparable to the ionic diameter, steric constraints induce quasi-two-dimensional ordering. (Cross-sectional view perpendicular to the pore direction.) The system organizes into a densely packed layered arrangement parallel to the confining surfaces, with strong positional correlations within each layer while maintaining overall dense packing. **(c) Correlated network regime** ( $H \leq \xi_{\text{corr}}$ ). At stronger confinement, comparable to or smaller than the electrostatic correlation length, the structure transitions to a heterogeneous, percolating ionic network. Cations and anions form interconnected clusters and channels with reduced local ordering and enhanced like-charge proximity, reflecting the dominance of collective electrostatic correlations. This sequence highlights the crossover from bulk-like liquid behavior to confinement-dominated structural organization governed by the interplay of steric constraints and electrostatic correlations.

electrolyte interphases, and nanoporous separators. The key competition is between the ionic size  $l_{\text{ion}}$ , the characteristic correlation length  $\xi_{\text{corr}}$ , associated with the ionic domains and reducing to the Debye length in the dilute limit, and the confinement size  $H$ , see Fig. 3.

When  $H \gg \xi_{\text{corr}}$ , confinement has only a weak effect and the electrolyte remains essentially bulk-like. Once  $H$  becomes comparable to either the ionic size or the correlation length, however, qualitatively new regimes emerge. Local coordination is modified by excluded volume and interfacial fields, cluster statistics can change, and the effective electrostatic response may differ strongly from that of the bulk fluid.

A striking illustration is provided by ionic liquids confined in nanopores [51]. The Molecular Dynamics simulations of [52] have shown that the interplay between ion size, pore width, and intrinsic mesoscale ordering can produce re-entrant phase behavior, including capillary crystallization and ordered quasi-two-dimensional states. The structural state depends sensitively on whether the pore accommodates a frustrated packing of ions, a layered arrangement, or a bulk-like liquid organization.

Confinement can also alter screening in a qualitatively different way. In metallic nanopores, image-charge effects reduce the effective electrostatic interaction between ions and may allow ions of identical charge to occupy the same pore region, generating the so-called *superionic state* discussed in the theoretical and experimental literature [53–55]. In this regime, the screening response is not simply the bulk response truncated by boundaries; it is reshaped by the coupling between electrostatics and geometry.

The broader lesson is that confinement makes the hierarchy of length scales experimentally unavoidable. Once the external dimension  $H$  approaches either  $l_{\text{ion}}$  or the relevant correlation length, local coordination, mesoscale organization, and screening can no longer be treated independently. Although many examples come from ionic liquids and super-capacitors, the same logic applies to lithium electrolytes near interfaces and in confined morphologies: confinement modifies the very correlated structures that control both transport and screening in the bulk [49, 51–55].

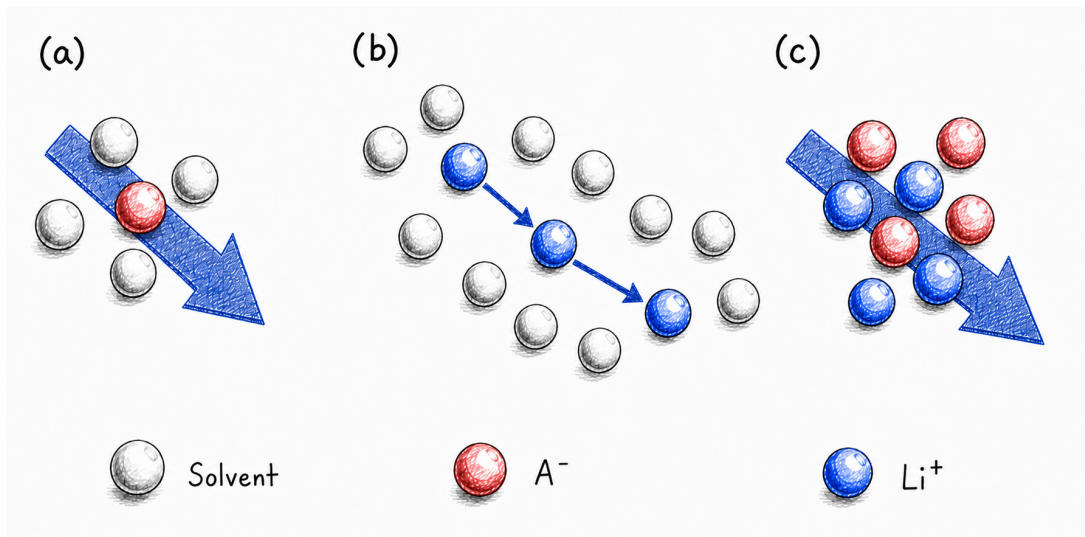


FIG. 4. **Schematic mechanisms of ionic transport in liquid electrolytes.** Three idealized transport mechanisms are illustrated. **(a) Vehicular transport.** The ion migrates together with its solvation shell, forming a solvated complex that moves as a single unit through the liquid. In this regime, ion mobility is largely controlled by the diffusion of the entire solvated species and is therefore strongly coupled to the viscosity of the medium. **(b) Hopping transport.** The ion moves through successive exchanges between coordination sites. Rather than transporting its entire solvation environment, the ion transfers between neighboring solvent cages or transient coordination environments, producing a sequence of short displacement events. **(c) Cluster or correlated transport.** At higher salt concentrations, ions may move as part of correlated ionic aggregates. In this regime, cations and anions form transient clusters whose collective motion contributes to charge transport. Such correlated migration is commonly associated with strong electrostatic correlations and ion pairing in concentrated electrolytes and ionic liquids.

## VII. A UNIFIED PICTURE OF LITHIUM TRANSPORT

Within the framework developed above, transport is not an independent phenomenon layered on top of structure and screening. It is the dynamical consequence of the same correlated objects that define local coordination, ion pairing, cluster formation, and screening response. Fig. 4 summarizes three limiting transport mechanisms.

### A. Vehicular motion

The first limiting mechanism is vehicular transport:  $\text{Li}^+$  moves together with a relatively persistent coordination shell. This picture is most natural in dilute carbonate electrolytes, where the cation behaves as a dressed particle defined by its local solvation environment [16]. It remains useful whenever solvent exchange is slow compared with translational motion, or when the shell identity is sufficiently long-lived that the cation effectively carries its local environment with it.

Vehicular motion is nevertheless not equivalent to ideal independent-ion diffusion. The mobility depends on shell size, solvent viscosity, dielectric friction, and the dipolar structure of the coordination environment. Preferential solvation therefore affects not only thermodynamics but

also dynamics: two shells with similar mean coordination number can exhibit different mobility if they differ in symmetry, dipole cancellation, or solvent friction.

### B. Structural exchange and hopping

The second limiting mechanism is structural diffusion, in which  $\text{Li}^+$  transport proceeds through exchanges between coordination environments rather than by persistent motion of a single intact shell. This mechanism is especially important in polymer electrolytes, where the cation migrates between transient coordination sites defined by polymer segments [28–30], but analogous exchange processes can also occur in structured liquids and liquid-crystalline systems [32].

In this regime, transport is controlled by the competition between residence times and exchange rates. If coordination is too strong,  $\text{Li}^+$  becomes trapped; if too weak, dissociation and structural connectivity may be lost. Fast transport is therefore often associated with intermediate coordination strength, where local binding remains sufficient to maintain a connected ionic environment while allowing rapid rearrangement between neighboring motifs.

### C. Collective cluster motion

The third limiting mechanism is collective transport. In concentrated liquids and polymers, charge may be carried not only by nominally individual ions but by associated ionic entities or correlated domains. This generally reduces the accuracy of independent-particle transport pictures and is one important origin of large deviations from the Nernst–Einstein relation [8–10, 30]. Depending on cluster charge and lifetime, collective motion may either reduce net conductivity through anticorrelated cation–anion motion or open new transport pathways within connected ionic morphologies.

This mechanism is the natural dynamical counterpart of the cluster-based view of screening developed in the previous section. If correlated domains provide the physically relevant screened objects in static correlations, they should also influence current relaxation, conductivity, and transference. In that sense, Nernst–Einstein failure is not merely a breakdown of a formula; it is a signature that the wrong effective carriers have been chosen.

The same considerations apply to the lithium transference number, which cannot be interpreted as an intrinsic single-ion property in correlated electrolytes. As ion pairing, clustering, and collective dynamics develop, the effective charge carriers become correlated entities rather than individual ions [8, 9, 56]. The measured transference number then reflects the net contribution of these collective modes, including anticorrelated cation–anion motion, and may become small or even negative despite significant lithium mobility [8, 56]. In this framework, the transference number emerges as a direct dynamical probe of the correlated structures that govern both screening and transport.

### D. One framework, three weights

Vehicular, hopping, and collective mechanisms are therefore best viewed not as separate theories, but as three concentration-dependent weights in a common transport framework. Their relative importance depends on solvent composition, polymer relaxation, salt identity, and concentration. Dilute liquids are usually dominated by vehicular transport; intermediate concentrations show increasing shell exchange and ion pairing; highly concentrated liquids and many polymer systems require explicit cluster and network language. The central point is that transport evolves continuously with the same correlated structures that also control screening and mesoscale organization.

A key implication of this framework is that transport does not change through discrete mechanisms, but through a continuous redistribution of weights governed by the stability and dynamics of correlated structures. In particular, optimal transport often emerges in regimes where coordination is sufficiently robust to sustain connectivity, yet sufficiently labile to allow rapid reorganiza-

tion. At higher concentration, where correlations extend over multiple length scales, transport becomes increasingly sensitive to the topology and lifetime of ionic aggregates and domains, and single-particle descriptions lose predictive power. In this regime, quantities such as the lithium transference number and the notion of single-ion transport must be interpreted in terms of these correlated carriers rather than individual ions.

From a design perspective, this implies that improving electrolyte performance requires controlling not only local coordination chemistry, but also the emergent mesoscale organization and collective dynamics it induces. We return to this point in more specific terms in the next section.

## VIII. A MULTISCALE COMPUTATIONAL FRAMEWORK FOR CORRELATED ELECTROLYTES

The hierarchy of length scales discussed above provides a unified picture of electrolyte structure. A natural next step is to translate this picture into a predictive computational framework (see Fig. 5) capable of *propagating information* from the nanoscale, where chemical specificity resides, to the macroscale, where transport and screening are experimentally probed. This is not simply a problem of bridging spatial and temporal scales, but of identifying the relevant degrees of freedom at each level of description and ensuring consistent information transfer across qualitatively different representations.

*a. Electronic-structure level: defining coordination motifs.* Electronic-structure calculations provide the most fundamental description of the electrolyte, by resolving ion–solvent and ion–ion interactions at quantum-mechanical scales [6, 7, 57]. Beyond binding energies, they provide information on polarization response, charge distribution, and the free-energy landscape associated with different coordination environments. Within the present framework, these calculations define the elementary coordination motifs that form the microscopic building blocks of the electrolyte. Importantly, the relevant information extends beyond isolated clusters: local dipoles, anisotropy, and environment response must also be characterized, as they influence assembly at larger scales.

*b. Atomistic simulations: statistical realization of motifs and clusters.* Classical Molecular Dynamics simulations extend this description by sampling the statistical ensemble of coordination environments, cluster populations, and dynamical processes [10, 16]. This level provides direct access to coordination-number distributions, ion-pairing statistics, cluster lifetimes, and current correlations entering transport coefficients.

At this scale, motifs become dynamically interacting entities that assemble into clusters and, at higher concentration, extended correlated domains. Deviations from Nernst–Einstein behavior and the emergence of collective

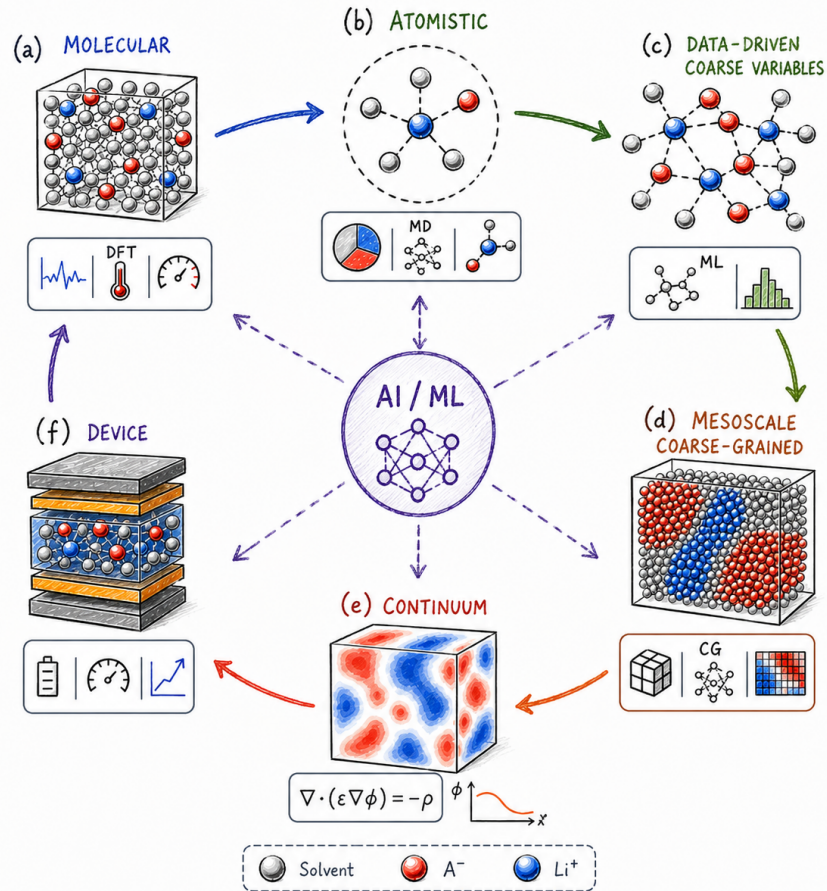


FIG. 5. **Multiscale computational framework for correlated electrolytes with integrated machine learning.** (a) **Molecular scale.** Electronic-structure calculations (e.g., DFT) provide local charge distributions, polarization, and interaction parameters that define the microscopic building blocks. (b) **Atomistic scale.** Molecular dynamics simulations generate trajectories and structural/dynamical observables, including coordination environments, local composition, residence times, and binding energies. (c) **Data-driven coarse variables.** Machine-learning approaches extract low-dimensional descriptors and learn effective representations of ion association, clustering, and correlation statistics from atomistic data. (d) **Mesoscale coarse-grained model.** Reduced models constructed from these descriptors capture collective organization and transport at intermediate length scales through effective interactions and coarse-grained force fields. (e) **Continuum scale.** Macroscopic electrostatic response is described by continuum equations, here represented by Poisson's equation  $\nabla \cdot (\epsilon \nabla \phi) = -\rho$ , yielding effective material properties and transport coefficients. (f) **Device scale.** Continuum predictions enable evaluation of device-level performance metrics, including current-voltage characteristics, power density, and degradation. The central band highlights the role of artificial intelligence and machine learning in linking scales through representation learning and surrogate modeling, enabling efficient parameterization and information transfer. Arrows indicate forward propagation across scales, while the bottom pathway denotes cross-scale feedback, whereby models and parameters are iteratively refined to ensure consistency across the hierarchy.

transport can be directly linked to these correlations. Despite their richness, atomistic simulations remain limited in accessible time and length scales and do not directly provide a reduced description of the effective carriers governing macroscopic behavior.

*c. Coarse-grained representations and emergent carriers.* A central step in the multiscale framework is the definition of coarse-grained variables that capture intermediate- and large-scale behavior. In the present context, these variables naturally correspond to clusters

and correlated ionic domains that govern screening and transport. This requires identifying relevant structural objects through cluster analysis or connectivity criteria [33–35], and assigning them effective properties such as charge, mobility, and interaction potentials. This mapping is not unique: effective charge depends on internal correlations and polarization, while dynamical properties depend on both internal structure and coupling to the surrounding medium. Preserving the physical content of this mapping is therefore essential.

*d. Machine learning as a unifying layer.* Machine learning (ML) provides a powerful framework for both constructing interatomic models and identifying coarse-grained representations. At the atomistic level, machine-learned interatomic potentials enable simulations that retain near ab-initio accuracy while reaching system sizes and time scales inaccessible to direct electronic-structure methods [58, 59]. This is particularly important for electrolytes, where polarization and many-body effects are central. More fundamentally, ML offers a systematic route to identifying collective variables governing information transfer across scales. Unsupervised and representation-learning methods can extract low-dimensional descriptors of local environments, cluster configurations, and network connectivity directly from simulation data [59, 60].

A particularly promising direction is the use of graph-based representations, where ions and solvent molecules are treated as nodes connected by interaction-dependent edges. Within this framework, clusters and correlated domains emerge naturally as subgraphs whose properties can be learned and propagated across scales [61–63]. Such approaches offer a direct route to linking local coordination patterns with macroscopic observables such as conductivity and screening length.

*e. Interfaces between scales: consistency and information transfer.* A critical aspect of any multiscale framework is the treatment of couplings between different levels of description. These couplings are best viewed as mappings between distinct representations of the same physical system. Three mappings are particularly important. First, electronic-structure calculations provide information on local energetics, polarization, and charge transfer that must be translated into classical force fields or machine-learned interatomic potentials for large-scale simulations [64, 65]. Second, atomistic simulations must be connected to coarse-grained descriptions in which molecular configurations are projected onto clusters or correlated domains [60, 66]. Third, coarse-grained models must be linked to continuum descriptions, where transport, screening, and electrochemical response are defined at experimental scales.

Consistency across these mappings requires preserving key observables under coarse-graining, including thermodynamic quantities, structural correlations, and transport coefficients. Reduced models must therefore reproduce both static structure and dynamical observables such as current autocorrelation functions, collective diffusion coefficients, and dielectric relaxation. ML provides a natural framework for enforcing such consistency by learning mappings constrained simultaneously by multiple observables [59].

*f. From correlated structures to macroscopic response.* Within this framework, information propagates through a sequence of transformations linking microscopic structure to macroscopic response. Local coordination determines elementary charged species, cluster formation modifies their effective charge and mobility,

and mesoscale correlations shape collective transport. Quantities such as screening length, conductivity, and transference number therefore emerge from this sequence rather than constituting independent inputs. The correlation length associated with ionic domains provides a natural extension of the Debye length beyond the dilute limit, while deviations from Nernst–Einstein behavior reflect the growing importance of correlated transport.

Several challenges remain in realizing this framework in practice. A first concerns the accurate treatment of polarization and many-body effects across scales, which are essential for quantitative electrolyte modeling [67]. A second is the identification of transferable coarse-grained variables that remain robust across chemistries and thermodynamic conditions [68]. A third is the treatment of rare events and long-time dynamics, which are often central to transport yet difficult to sample directly [69].

Despite these challenges, the combination of electronic-structure methods, large-scale simulations, and machine learning offers a promising route toward predictive multiscale modeling of electrolytes [70]. By connecting coordination chemistry, mesoscale organization, and collective dynamics within a unified framework, this approach could transform electrolyte design from a largely empirical process into a predictive discipline.

## IX. WHAT THIS IMPLIES FOR ELECTROLYTE DESIGN

The unified picture developed here has a direct design implication: local coordination cannot be optimized in isolation. A solvent, polymer architecture, or additive is not beneficial simply because it binds  $\text{Li}^+$  strongly or weakly. It is beneficial only if the resulting coordination statistics, cluster populations, and collective response produce the desired transport, screening, and interfacial behavior. This principle suggests several concrete heuristics:

*a. Do not optimize coordination number alone.* Four-fold coordination may be a useful dilute-limit reference, but under practical concentration the more relevant descriptor may be the full distribution of solvent-plus-anion donor motifs [23–27].

*b. Track shell dipole and local symmetry, not just shell composition.* Mixed-carbonate results show that less polar components can still favor transport-relevant local structures through packing effects and dipolar cancellation [6, 7, 16].

*c. Treat ion pairing as a structural transition, not just a chemical equilibrium.* When anions enter the first shell, the effective carrier changes identity. This directly affects conductivity, transference, and screening [23, 24, 27].

*d. Interrogate cluster statistics whenever Nernst–Einstein fails strongly.* Large deviations often indicate that the relevant moving objects are correlated domains rather than nominally independent ions [8–10, 34, 36].

*e. Use mesoscale organization strategically.* Liquid-crystalline and hybrid-electrolyte examples show that morphology can either enable connected ionic pathways or suppress transport, depending on how local coordination reorganizes around interfaces and domains [31, 32].

Taken together, these points suggest that rational electrolyte design should target the coupled evolution of local coordination, mesoscale ionic organization, and collective dynamics. The practical goal is not to optimize a single descriptor, but to engineer a hierarchy of structures whose combined effect is favorable for both transport and electrochemical stability.

## X. OPEN QUESTIONS AND BROADER APPLICABILITY ACROSS ELECTROLYTE SYSTEMS

Several important questions remain open. A first concerns the relation between screening lengths inferred from surface measurements and those extracted from bulk correlation functions. The cluster-based interpretation of Ref. [10] is physically consistent, but it still needs to be tested across a wider chemical range and under confinement; related cluster and network perspectives point in the same direction [34–36].

A second question pertains to the coupling between coordination dynamics and interfacial reactivity. The same shell motifs that control transport also influence the chemistry from which interphases emerge [2, 49]. A predictive theory of electrolyte performance should therefore connect shell statistics, screening, and decomposition pathways rather than treating them as separate problems.

A third open issue is methodological. Electronic-structure calculations remain essential for donor preferences and local motifs, whereas classical molecular dynamics is needed to resolve larger-scale correlations and collective transport. Bridging these levels, especially when polarization and many-body effects matter, remains a central challenge [7, 57, 71].

A final open issue concerns the generality of our perspective, specifically its validity across a broader range of materials. Indeed, although the present discussion has focused primarily on lithium-based electrolytes, the conceptual framework developed here is expected to apply broadly across a wide class of ionic liquids and battery chemistries [1, 2]. In particular, sodium-, potassium-, magnesium-, and zinc-based electrolytes exhibit many of the same structural motifs observed in lithium systems, including solvent coordination shells, ion pairing, and the formation of transient ionic aggregates [72–74]. The relative importance of these features, however, depends strongly on ion size, charge density, and solvent–ion interaction strength.

Sodium-ion electrolytes provide a particularly important point of comparison. Because  $\text{Na}^+$  ions possess a larger ionic radius and lower charge density than

$\text{Li}^+$ , their coordination environments are typically more weakly bound and dynamically more labile. As a result, sodium electrolytes often exhibit weaker ion pairing and larger coordination numbers, which may significantly influence the balance between vehicular and hopping transport mechanisms [72, 73]. Similar trends are expected to emerge in potassium systems, where the larger ionic radius further reduces electrostatic binding and may favor more solvent-separated ionic structures.

Multivalent electrolytes introduce additional complexity. In magnesium or zinc systems, the stronger Coulomb interactions associated with higher ionic charge can produce more tightly bound solvation shells and stronger ion–anion correlations [74]. These effects may promote cluster formation and correlated ion motion even at relatively low salt concentrations, potentially leading to significant deviations from dilute-solution transport models. Understanding how coordination chemistry and electrostatic correlations interplay in such systems remains an important challenge for the development of next-generation battery electrolytes.

Finally, the view we have discussed here points to the need for improved coarse-grained descriptors for materials discovery. If the key variables are not merely dielectric constant and donor number, but shell dipole distributions, cluster charge statistics, and correlation lengths, then new descriptor sets will be required for both physics-based screening and data-driven design.

## XI. CONCLUSIONS

The traditional separation between coordination chemistry, screening theory, and transport theory is increasingly unhelpful for modern lithium electrolytes. These systems are better understood as multiscale charged fluids in which local coordination motifs, ion pairs, clusters, and correlated domains form a connected hierarchy. Within that hierarchy, screening and transport emerge not from isolated bare ions, but from the statistics and dynamics of correlated ionic structures.

The physical picture may be summarized simply. At low concentration,  $\text{Li}^+$  is often described reasonably well as a cation dressed by a local solvent shell. With increasing concentration, anion participation modifies that shell and partially neutralizes the dressed ion. The resulting motifs assemble into ion pairs, clusters, and sometimes network-like ionic domains. Those correlated objects, rather than nominally isolated ions, increasingly determine conductivity, transference, dielectric response, and apparent screening lengths.

The practical implication is equally direct. Electrolyte design should target the full hierarchy of structure shown in Fig. 1, not only the first shell. Improving performance requires joint control of coordination chemistry, the onset of ion pairing, the growth of clusters, and the collective screening landscape that emerges from them. This is a more demanding program than local optimization alone,

but it is also a more realistic basis for rational design.

Future work combining molecular simulations, advanced scattering techniques, and theoretical modeling will be essential to quantitatively connect these structural correlations with macroscopic transport properties. Such efforts may ultimately enable the rational design of electrolytes in which coordination environments, screening length scales, and correlated transport pathways are tuned to optimize conductivity and electrochemical stability across different battery chemistries.

## ACKNOWLEDGMENTS

This work was supported by the French National Research Agency under the France 2030 program (Grant ANR-22-PEBA-0002), and by the LabEx MateriAlps 2025–2026 program.

- 
- [1] K. Xu, Nonaqueous liquid electrolytes for lithium-based rechargeable batteries, *Chemical reviews* **104**, 4303 (2004).
- [2] K. Xu, Electrolytes and interphases in li-ion batteries and beyond, *Chemical Reviews* **114**, 11503 (2014).
- [3] M. Armand and J.-M. Tarascon, Building better batteries, *Nature* **451**, 652 (2008).
- [4] J. B. Goodenough and Y. Kim, Challenges for rechargeable li batteries, *Chemistry of Materials* **22**, 587 (2010).
- [5] R. Kjellander, Oscillatory and long-range monotonic exponential decays of electrostatic interactions in ionic liquids and other electrolytes, *The Journal of Chemical Physics* **148**, 193701 (2018).
- [6] O. Borodin and G. D. Smith, Quantum chemistry and molecular dynamics simulation study of dimethyl carbonate: Ethylene carbonate electrolytes doped with lipf6, *The Journal of Physical Chemistry B* **113**, 1763 (2009).
- [7] O. Borodin, M. Olguin, P. Ganesh, P. R. C. Kent, J. L. Allen, and W. A. Henderson, Competitive lithium solvation of linear and cyclic carbonates from quantum chemistry, *Physical Chemistry Chemical Physics* **18**, 164 (2016).
- [8] G. Feng, M. Chen, S. Bi, Z. A. H. Goodwin, E. B. Postnikov, N. Brilliantov, M. Urbakh, and A. A. Kornyshev, Free and bound states of ions in ionic liquids, conductivity, and underscreening paradox, *Physical Review X* **9**, 021024 (2019).
- [9] A. France-Lanord and J. C. Grossman, Correlations from ion pairing and the nernst-einstein equation, *Physical Review Letters* **122**, 136001 (2019).
- [10] I. Skarmoutsos and S. Mossa, Length scales in electrolytes, *The Journal of Chemical Physics* **163**, 054502 (2025).
- [11] J.-C. Soetens, C. Millot, and B. Maigret, Molecular dynamics simulation of li+bf4- in ethylene carbonate, propylene carbonate, and dimethyl carbonate solvents, *The Journal of Physical Chemistry A* **102**, 1055 (1998).
- [12] T. Li and P. B. Balbuena, Theoretical studies of lithium perchlorate in ethylene carbonate, propylene carbonate, and their mixtures, *Journal of The Electrochemical Society* **146**, 3613 (1999).
- [13] M. Masia, M. Probst, and R. Rey, Ethylene carbonate-li+: A theoretical study of structural and vibrational properties in gas and liquid phases, *The Journal of Physical Chemistry B* **108**, 2016 (2004).
- [14] M. D. Bhatt, M. Cho, and K. Cho, Interaction of li+ ions with ethylene carbonate (ec): Density functional theory calculations, *Applied Surface Science* **257**, 1463 (2010).
- [15] M. D. Bhatt, M. Cho, and K. Cho, Density functional theory calculations and ab initio molecular dynamics simulations for diffusion of li+ within liquid ethylene carbonate, *Modelling and Simulation in Materials Science and Engineering* **20**, 065004 (2012).
- [16] I. Skarmoutsos, V. Ponnuchamy, V. Vetere, and S. Mossa, Li+ solvation in pure, binary, and ternary mixtures of organic carbonate electrolytes, *The Journal of Physical Chemistry C* **119**, 4502 (2015).
- [17] S. A. Hyodo and K. Okabayashi, Raman intensity study of local structure in nonaqueous electrolyte solutions. i. cation-solvent interaction in lico4/ethylene carbonate, *Electrochimica Acta* **34**, 1551 (1989).
- [18] J. F. Ogara, G. Nazri, and D. M. Macarthur, A carbon-13 and lithium-6 nuclear magnetic resonance study of lithium perchlorate/poly (ethylene oxide) electrolytes, *Solid State Ionics* **47**, 87 (1991).
- [19] T. Fukushima, Y. Matsuda, H. Hashimoto, and R. Arakawa, Studies on solvation of lithium ions in organic electrolyte solutions by electrospray ionization-mass spectroscopy, *Electrochemical and Solid-State Letters* **4**, A127 (2001).
- [20] X. Bogle, R. Vazquez, S. Greenbaum, A. von Wald Cresce, and K. Xu, Understanding li+-solvent interaction in nonaqueous carbonate electrolytes with 17o nmr, *The Journal of Physical Chemistry Letters* **4**, 1664 (2013).
- [21] L. Yang, A. Xiao, and B. L. Lucht, Investigation of solvation in lithium ion battery electrolytes by nmr spectroscopy, *Journal of Molecular Liquids* **154**, 131 (2010).
- [22] K. J. Yuan, H. T. Bian, Y. N. Shen, B. Jiang, J. B. Li, Y. F. Zhang, H. L. Chen, and J. R. Zheng, Coordination number of li+ in nonaqueous electrolyte solutions determined by molecular rotational measurements, *The Journal of Physical Chemistry B* **118**, 3689 (2014).
- [23] V. Ponnuchamy, S. Mossa, and I. Skarmoutsos, Solvent and salt effect on lithium ion solvation and contact ion pair formation in organic carbonates: A quantum chemical perspective, *The Journal of Physical Chemistry C* **122**, 25930 (2018).
- [24] B. Jiang, V. Ponnuchamy, Y. Shen, X. Yang, K. Yuan, V. Vetere, S. Mossa, I. Skarmoutsos, Y. Zhang, and J. Zheng, The anion effect on li+ ion coordination structure in ethylene carbonate solutions, *The Journal of Physical Chemistry Letters* **7**, 3554 (2016).
- [25] Y. Kameda, Y. Umabayashi, M. Takeuchi, M. A. Wahab, S. Fukuda, S. I. Ishiguro, M. Sasaki, Y. Amo, and T. Usuki, Solvation structure of li+ in concentrated lipf6-propylene carbonate solutions, *The Journal of Physical Chemistry B* **111**, 6104 (2007).

- [26] A. von Wald Cresce, M. Gobet, O. Borodin, J. Peng, S. M. Russell, E. Wikner, A. Fu, L. B. Hu, H. S. Lee, Z. C. Zhang, X. Q. Yang, S. Greenbaum, K. Amine, and K. Xu, Anion solvation in carbonate-based electrolytes, *The Journal of Physical Chemistry C* **119**, 27255 (2015).
- [27] N. Chapman, O. Borodin, T. Yoon, C. C. Nguyen, and B. L. Lucht, Spectroscopic and density functional theory characterization of common lithium salt solvates in carbonate electrolytes for lithium batteries, *The Journal of Physical Chemistry C* **121**, 2135 (2017).
- [28] C. Berthier, W. Gorecki, M. Minier, M. B. Armand, J. M. Chabagno, and P. Rigaud, Microscopic investigation of ionic conductivity in alkali metal salts–poly(ethylene oxide) adducts, *Solid State Ionics* **11**, 91 (1983).
- [29] O. Borodin and G. D. Smith, Mechanism of ion transport in amorphous poly(ethylene oxide)/litsi from molecular dynamics simulations, *Macromolecules* **39**, 1620 (2006).
- [30] A. Coste, T. Meyer, C. Villevielle, F. Alloin, S. Mossa, and B. Coasne, Interplay of structure and dynamics in solid polymer electrolytes: a molecular dynamics study of lipf6/polypropylene carbonate, arXiv preprint arXiv:2601.02869 [10.48550/arXiv.2601.02869](https://arxiv.org/abs/10.48550/arXiv.2601.02869) (2026).
- [31] J. M. Dalmas, A. van Roekeghem, N. Mingo, and S. Mossa, Can silica nanoparticles improve lithium transport in polymer electrolytes?, *The Journal of Physical Chemistry C* **128**, 2737 (2024).
- [32] M. S. Khan, A. Van Roekeghem, S. Mossa, F. Ivol, L. Bernard, L. Picard, and N. Mingo, Modelling structure and ionic diffusion in a class of ionic liquid crystal-based solid electrolytes, *Physical Chemistry Chemical Physics* **26**, 4338 (2024).
- [33] C. M. Tenney and R. T. Cygan, Analysis of molecular clusters in simulations of lithium-ion battery electrolytes, *The Journal of Physical Chemistry C* **117**, 24673 (2013).
- [34] M. McEldrew, Z. A. H. Goodwin, S. Bi, M. Z. Bazant, and A. A. Kornyshev, Theory of ion aggregation and gelation in super-concentrated electrolytes, *The Journal of Chemical Physics* **152**, 234506 (2020).
- [35] M. McEldrew, Z. A. Goodwin, S. Bi, A. A. Kornyshev, and M. Z. Bazant, Ion clusters and networks in water-in-salt electrolytes, *Journal of The Electrochemical Society* **168**, 050514 (2021).
- [36] M. McEldrew, Z. A. H. Goodwin, N. Molinari, B. Kozinsky, A. A. Kornyshev, and M. Z. Bazant, Salt-in-ionic-liquid electrolytes: Ion network formation and negative effective charges of alkali metal cations, *The Journal of Physical Chemistry B* **125**, 13752 (2021).
- [37] Y. Levin, Electrostatic correlations: From plasma to biology, *Reports on Progress in Physics* **65**, 1577 (2002).
- [38] J.-P. Hansen and I. R. McDonald, *Theory of Simple Liquids with Applications to Soft Matter*, 4th ed. (Academic Press, 2013).
- [39] B. Rotenberg, O. Bernard, and J.-P. Hansen, Underscreening in ionic liquids: a first principles analysis, *Journal of Physics: Condensed Matter* **30**, 054005 (2018).
- [40] H. J. Hayler, T. S. Groves, A. Guerrini, A. Southam, W. Zheng, and S. Perkin, The surface force balance: direct measurement of interactions in fluids and soft matter, *Reports on Progress in Physics* **87**, 046601 (2024).
- [41] S. Perkin, Ionic liquids in confined geometries, *Physical Chemistry Chemical Physics* **14**, 5052 (2012).
- [42] A. M. Smith, A. A. Lee, and S. Perkin, The electrostatic screening length in concentrated electrolytes increases with concentration, *The Journal of Physical Chemistry Letters* **7**, 2157 (2016).
- [43] A. A. Lee, C. S. Perez-Martinez, A. M. Smith, and S. Perkin, Scaling analysis of the screening length in concentrated electrolytes, *Physical Review Letters* **119**, 026002 (2017).
- [44] R. Kjellander, The intimate relationship between dielectric response and the decay of intermolecular correlations and surface forces in electrolytes, *Soft Matter* **15**, 5866 (2019).
- [45] S. A. Safran and P. A. Pincus, Scaling perspectives of underscreening in concentrated electrolyte solutions, *Soft Matter* **19**, 7907 (2023).
- [46] M. A. Gebbie, M. Valtiner, X. Banquy, W. A. Henderson, and J. N. Israelachvili, Reply to perkin et al.: Experimental observations demonstrate that ionic liquids form both bound (stern) and diffuse electric double layers, *Proceedings of the National Academy of Sciences* **110**, E4122 (2013).
- [47] M. A. Gebbie, M. Valtiner, X. Banquy, E. T. Fox, W. A. Henderson, and J. N. Israelachvili, Ionic liquids behave as dilute electrolyte solutions, *Proceedings of the National Academy of Sciences* **110**, 9674 (2013).
- [48] M. A. Gebbie, A. M. Smith, H. A. Dobbs, G. G. Warr, X. Banquy, M. Valtiner, M. W. Rutland, J. N. Israelachvili, S. Perkin, R. Atkin, *et al.*, Long range electrostatic forces in ionic liquids, *Chemical communications* **53**, 1214 (2017).
- [49] A. von Wald Cresce, O. Borodin, and K. Xu, Correlating li+ solvation sheath structure with interphasial chemistry on graphite, *The Journal of Physical Chemistry C* **116**, 26111 (2012).
- [50] H. P. K. Ngo, Y. Shao, T. Bertaux, T. K. L. Nguyen, J. Solier, E. Planes, P. Judeinstein, F. Alloin, J.-Y. Sanchez, and C. Iojoiu, Single-ion conducting polymer electrolyte with excellent interfacial stability toward the lithium metal, *ACS Applied Energy Materials* **8**, 2819 (2025).
- [51] S. Kondrat, G. Feng, F. Bresme, M. Urbakh, and A. A. Kornyshev, Theory and simulations of ionic liquids in nanoconfinement, *Chemical Reviews* **123**, 6668 (2023).
- [52] S. Mossa, Re-entrant phase transitions and dynamics of a nanoconfined ionic liquid, *Phys. Rev. X* **8**, 031062 (2018).
- [53] S. Kondrat, N. Georgi, M. V. Fedorov, and A. A. Kornyshev, A superionic state in nano-porous double-layer capacitors: insights from monte carlo simulations, *Physical Chemistry Chemical Physics* **13**, 11359 (2011).
- [54] S. Kondrat and A. Kornyshev, Superionic state in double-layer capacitors with nanoporous electrodes, *Journal of Physics: Condensed Matter* **23**, 022201 (2011).
- [55] R. Futamura, T. Iiyama, Y. Takasaki, Y. Gogotsi, M. J. Biggs, M. Salanne, J. Ségalini, P. Simon, and K. Kaneko, Partial breaking of the coulombic ordering of ionic liquids confined in carbon nanopores, *Nature materials* **16**, 1225 (2017).
- [56] D. M. Pesko, K. Timachova, M. C. Smith, I. Villaluenga, J. Newman, and N. P. Balsara, Negative transference numbers in poly(ethylene oxide)-based electrolytes, *Journal of The Electrochemical Society* **164**, E3569 (2017).
- [57] P. Ganesh, D. E. Jiang, and P. R. C. Kent, Accurate static and dynamic properties of liquid electrolytes for li-ion batteries from ab initio molecular dynamics, *The Journal of Physical Chemistry B* **115**, 3085 (2011).
- [58] J. Behler and M. Parrinello, Generalized neural-network representation of high-dimensional potential-energy sur-

- faces, *Phys. Rev. Lett.* **98**, 146401 (2007).
- [59] F. Noé, A. Tkatchenko, K.-R. Müller, and C. Clementi, Machine learning for molecular simulation, *Annual review of physical chemistry* **71**, 361 (2020).
- [60] J. Wang, S. Olsson, C. Wehmeyer, A. Perez, N. E. Charron, G. D. Fabritiis, F. Noé, and C. Clementi, Machine learning of coarse-grained molecular dynamics force fields, *ACS Central Science* **5**, 755 (2019).
- [61] B. E. Husic, N. E. Charron, D. Lemm, J. Wang, A. Perez, M. Majewski, A. Krämer, Y. Chen, S. Olsson, G. D. Fabritiis, F. Noé, and C. Clementi, Coarse graining molecular dynamics with graph neural networks, *The Journal of Chemical Physics* **153**, 194101 (2020).
- [62] V. Bapst, E. D. Cubuk, and B. G. D. et al., Unveiling the predictive power of static structure in glassy systems, *Nature Physics* **16**, 448 (2020).
- [63] T. Xie, J. C. Grossman, W. A. G. III, *et al.*, Graph neural networks for predicting liquid electrolyte properties, *Chemistry of Materials* **33**, 5404 (2021).
- [64] J. Behler, Perspective: Machine learning potentials for atomistic simulations, *The Journal of Chemical Physics* **145**, 170901 (2016).
- [65] A. P. Bartók and G. Csányi, Gaussian approximation potentials: A brief tutorial introduction, *International Journal of Quantum Chemistry* **115**, 1051 (2015).
- [66] G. A. Voth, ed., *Coarse-Graining of Condensed Phase and Biomolecular Systems* (CRC Press, 2008).
- [67] P. A. Madden and M. Salanne, Polarization effects in ionic solids and melts, *Accounts of Chemical Research* **47**, 76 (2014).
- [68] W. G. Noid, Perspective: Coarse-grained models for biomolecular systems, *The Journal of Chemical Physics* **139**, 090901 (2013).
- [69] P. Tiwary and M. Parrinello, A time-independent free energy estimator for metadynamics, *The Journal of Physical Chemistry B* **119**, 736 (2015).
- [70] K. T. Butler, D. W. Davies, H. Cartwright, O. Isayev, and A. Walsh, Machine learning for molecular and materials science, *Nature* **559**, 547 (2018).
- [71] M. D. Bhatt and C. O'Dwyer, Recent progress in theoretical and computational investigations of li-ion battery materials and electrolytes, *Physical Chemistry Chemical Physics* **17**, 4799 (2015).
- [72] A. Ponrouch, D. Monti, A. Boschini, B. Steen, P. Johansson, and M. R. Palacín, Non-aqueous electrolytes for sodium-ion batteries, *Journal of Materials Chemistry A* **3**, 22 (2015).
- [73] C. Delmas, Sodium and sodium-ion batteries: 50 years of research, *Advanced Energy Materials* **8**, 1703137 (2018).
- [74] P. Canepa, G. S. Gautam, D. C. Hannah, R. Malik, M. Liu, K. G. Gallagher, K. A. Persson, and G. Ceder, Odyssey of multivalent cathode materials: Open questions and future challenges, *Chemical Reviews* **117**, 4287 (2017).