

Hint Tuning: Less Data Makes Better Reasoners

Siqi Fan¹ Minghao Li² Xiaoqian Ma² Xiusheng Huang² Zhuo Chen²
Bowen Qin³ Liuji Zhang² Shuo Shang¹ Weihang Chen²

¹University of Electronic Science and Technology of China

²Xiaohongshu Inc.

³National University of Singapore

Abstract

Large reasoning models achieve high accuracy through extended chain-of-thought but generate 5–8× more tokens than necessary, applying verbose reasoning uniformly regardless of problem difficulty. We propose **HINT TUNING**, a data-efficient approach that teaches models to calibrate reasoning depth. Our key insight: the **corresponding instruct model** serves as an ideal difficulty probe. By testing what the instruct model can solve with varying guidance, we automatically construct training data across three states: *No-Hint* (direct answer), *Sparse-Hint* (minimal prefix), and *Full-Hint* (complete reasoning). This converts the abstract challenge of difficulty labeling into a measurable consistency check between the instruct and reasoning models.

With only 1K self-annotated samples, HINT TUNING achieves 24–66% token reduction (31.5% average) across mainstream reasoning models (Qwen3-Thinking, DeepSeek-R1-Distill) at multiple scales (4B–32B) while maintaining competitive accuracy on five benchmarks. Unlike methods requiring massive distillation datasets or expensive RL, we achieve superior efficiency through simple alignment with the instruct model’s capabilities.

1 Introduction

Chain-of-thought (CoT) prompting [1, 2] has become the dominant paradigm for eliciting reasoning in large language models. Recent work demonstrates that CoT follows test-time scaling laws [3, 4]: accuracy improves with longer reasoning traces, enabling breakthroughs on complex mathematical tasks [5, 6]. However, this capability introduces a new inefficiency: **models reason verbosely on all problems**, regardless of difficulty.

As shown in Figure 2, comparing an instruct and a reasoning model across four correctness scenarios reveals that the instruct model consistently uses far fewer tokens. Even when both succeed, the reasoning model generates 5–8× more tokens through verbose self-reflection [7, 8], wasting computation without adding reasoning value.

The annotation bottleneck. Training models to adapt reasoning depth requires supervision signals specifying “how much thinking is appropriate.” Existing approaches struggle with this challenge in complementary ways. *Post-hoc compression* methods [9, 10, 11] prune redundant steps via heuristics or external models, but importance is context-dependent: the same phrase may be essential in one

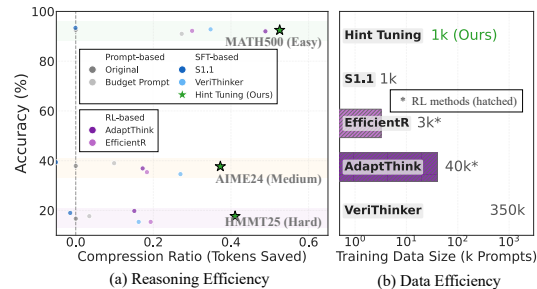


Figure 1: HINT TUNING Efficiency on DeepSeek-R1-Distill-Qwen-7B.

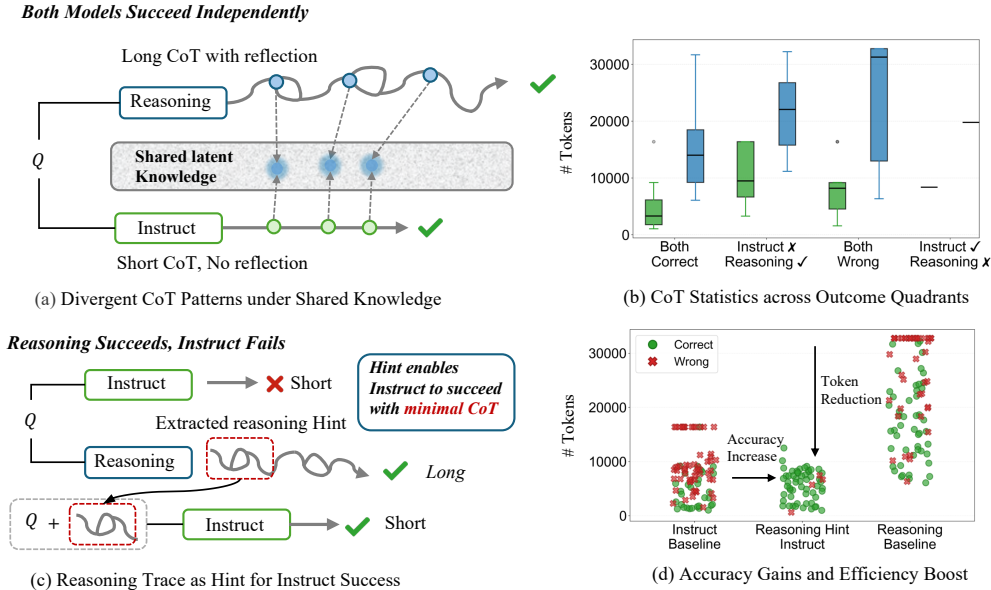


Figure 2: Reasoning models waste tokens through over-elaboration. (a) Example: same answer, different verbosity. (b) Systematic comparison: instruct models use 5–8× fewer tokens across all four correctness scenarios. (c–d) With partial hints, instruct models need only 27.5% of episodes and 11.9% of tokens to succeed.

problem and redundant in another. *During-reasoning* methods [12, 13, 14] generate concise reasoning via token budgets or step-skipping, though uniform strategies fail on problems of varying complexity. Both families avoid the cost of *RL with length penalties* [15, 16, 17, 18], which requires careful tuning of penalty coefficients and reward scaling, incurring significantly higher compute than SFT [8, 19]; moreover, fixed penalties cause over-compression on easy problems and under-compression on hard ones.

The instruct model as a capability probe. Our key insight is that the corresponding instruct model serves as an ideal capability probe. If the instruct model can solve a problem with minimal or no reasoning guidance, the reasoning model should not generate a lengthy chain-of-thought. By probing the instruct model with incrementally more reasoning *episodes*¹ from the reasoning model’s trace, we categorize problems into three cognitive states. **State I (No-Hint):** the instruct model succeeds without any hint, so the reasoning model should produce a direct answer. **State II (Sparse-Hint):** the instruct model succeeds given only the first few episodes—the “Minimum Effective Hint”—so the reasoning model should generate just this essential prefix. **State III (Full-Hint):** the instruct model fails even with substantial hints, so the reasoning model should generate complete deliberative reasoning to ensure accuracy.

HINT TUNING: efficiency via alignment. Based on this self-annotation, we propose HINT TUNING. Unlike RL methods that must *discover* efficiency through expensive exploration, we frame it as an *alignment* task: aligning the reasoning model’s output length with the instruct model’s capability boundaries. This converts the ill-defined question of “how much reasoning is enough” into concrete, measurable training data, requiring no human annotation or reward models.

Contributions. On Qwen3 and DeepSeek-R1-Distill models (4B–32B), HINT TUNING achieves 24–66% token reduction (31.5% on average) with competitive accuracy across five math reasoning benchmarks (Figure 1a), using only 1K training samples (25–640× fewer than existing methods, Figure 1b).

¹Following [20], each round of verification is an *episode*; we use regex patterns such as “let me verify” or “on second thought” to segment episodes.

2 Related Works

Chain-of-Thought and Test-Time Scaling. Chain-of-Thought (CoT) prompting [1, 2] elicits reasoning in large language models by encouraging step-by-step thinking. Recent work shows CoT follows a test-time scaling law [3, 4], where accuracy improves with increased inference compute via *sequential scaling* (longer reasoning traces per sample, as in O1 and DeepSeek-R1) or *parallel scaling* (aggregating multiple samples via self-consistency [21] or best-of-N) [22]. However, this improved accuracy comes at the cost of substantial computational overhead and increased latency.

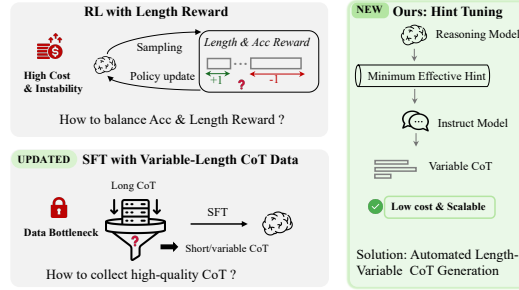


Figure 3: Efficient reasoning training paradigms.

SFT-Based Efficient Reasoning. One line of work improves reasoning efficiency via supervised fine-tuning. Existing approaches employ two strategies: *post-reasoning compression* prunes redundant steps from full traces using heuristics or external models [9, 10, 11, 23], while *during-reasoning generation* prompts models to produce concise paths through optimal token budgets [12], step-skipping [13], or parameter mixing [14]. Fine-tuning strategies include standard approaches (LoRA [24], DPO [25, 26]), progressive methods [14, 27], and model merging [28]. However, these methods determine reasoning length based on external models or uniform strategies, ignoring that problem difficulty is relative to the target model’s capability—what appears simple to a strong compressor may still require extensive reasoning for the model being fine-tuned, causing inappropriate compression.

RL-Based Efficient Reasoning. Reinforcement Learning (RL) incorporate length penalties into reward functions via cosine-based penalties [29], length-harmonizing rewards [15, 16, 30], L1 regularization [17], constrained instructions [31], or preference optimization [18, 26]. These methods integrate length-aware objectives into classical RLHF frameworks such as PPO [19] and DPO [26, 32]. However, RL incurs higher compute costs than SFT with training instability [33]. Fixed penalties fail to adapt to problem heterogeneity [34, 35], causing over-compression on easy tasks and under-compression on hard ones. Despite automation claims, extensive hyperparameter tuning remains necessary [36, 37]: PPO clips, KL constraints, reward scaling, and sampling temperatures.

Positioning of Our Work. As illustrated in Figure 3: instead of expensive RL optimization or data-limited SFT, we automatically generate difficulty-adaptive reasoning traces via *Minimum Effective Hint* criterion. This data-centric strategy achieves RL-level efficiency at lower cost, requiring no reward models or external compressor models for data labeling.

3 Method

Reasoning Models generate verbose traces regardless of problem difficulty, wasting computation on problems that require far less reasoning. We first quantify this inefficiency, then describe how it motivates our data construction pipeline.

3.1 Efficiency Gap and Capability Probing

We compare Qwen3-4B-Instruct (Instruct Model) and Qwen3-4B-Thinking (Reasoning Model) [38] on three competition-level math benchmarks: AIME24, AIME25, and HMMT25, sampling 8 responses per problem validated with Math-Verify. As shown in Figure 2, Reasoning Models generate 5–8× more tokens than Instruct Models even when both reach correct answers. Yet when provided with partial reasoning hints, Instruct Models successfully solve problems using only 27.5% of episodes and 11.9% of tokens, suggesting most reasoning is redundant.

This motivates a key question: *what is the minimum hint needed to activate the Instruct Model’s capabilities?* We define the **Minimum Effective Hint** K^* as:

$$K^* = \min\{k \in \{0, 1, \dots, N\} : M_{\text{instruct}}(x \oplus e_{1:k}) = y\} \quad (1)$$

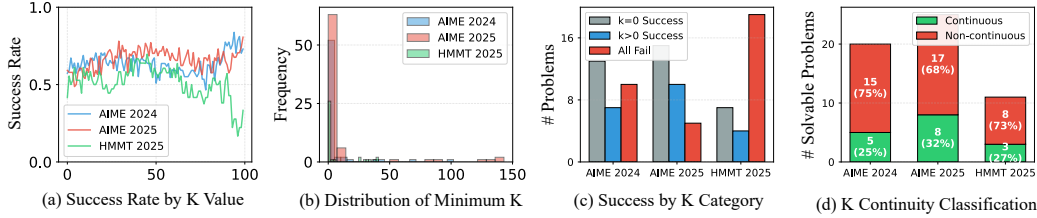


Figure 4: **Distribution of K^* reveals non-monotonic patterns.** (a) Success rate fluctuates with K rather than increasing monotonically. (b) Most required hints concentrate in early episodes (within first 25). (c) Hints enable 23–33% of previously unsolvable problems to succeed with sparse reasoning, and 33–60% with full traces. (d) Only 25–32% show continuous success; most exhibit non-monotonic patterns.

where $e_{1:k}$ denotes the first k reasoning episodes from the Reasoning Model ($e_{1:0} = \emptyset$). If no such k exists (*i.e.*, the instruct model fails under all hint levels), we set $K^* = N$, treating the problem as requiring full deliberation. Intuitively, K^* measures how much of the Reasoning Model’s trace is actually necessary to unlock the Instruct Model’s answer.

3.2 Hint Distribution Analysis

Analyzing the distribution of K^* (Figure 4) reveals three properties that challenge the “longer is better” assumption.

Hints unlock previously unsolvable problems. While 36–50% of problems require no hints at all, reasoning hints enable an additional 23–33% to succeed with sparse episodes and 33–60% with full traces (Figure 4c), demonstrating that the Instruct Model has latent capabilities that targeted hints can activate.

Key steps matter more than length. Only 25–32% of problems exhibit *continuous* success, where succeeding at episode k guarantees success at $k+1$. For the remaining 68–75%, success is non-monotonic: additional episodes can introduce distractors, and success rates fluctuate rather than consistently improve with K (Figure 4a,d). This indicates that specific pivotal episodes matter far more than linear accumulation.

Early hints serve as activators. Critical reasoning steps concentrate within the first 25 episodes (Figure 4b), suggesting CoT hints function as direction-setting activators rather than scaffolding that requires complete reasoning chains.

3.3 Constructing Variable-Length CoT Data

The three properties above motivate a natural three-state partition. We use the s1K dataset [22] as our seed corpus—1,000 challenging problems curated from 59K samples across 16 diverse sources (NuminaMath, OlympicArena, *etc.*), filtered for quality and difficulty. The pipeline transforms these problems into efficient training samples through three stages: (1) **Generation**: we discard the original s1K traces and regenerate fresh CoT traces for each problem x using M_{reason} ; (2) **Segmentation**: we decompose traces into discrete episodes (e_1, \dots, e_N) based on self-reflection markers (Appendix B); (3) **Probing**: we test M_{instruct} by sequentially prepending k episodes to determine if it reaches the correct answer y , recording K^* .

Based on K^* , we construct the training response r for each problem:

$$r = \langle \text{think} \rangle \oplus \begin{cases} p_0 & K^* = 0 \\ (e_1, \dots, e_{K^*}) & 0 < K^* < N \\ (e_1, \dots, e_N) & K^* = N \end{cases} \oplus \langle \text{think} \rangle \oplus y \quad (2)$$

where p_0 is a brief directive (e.g., “Direct answer”) for **State I** (No-Hint); the first K^* episodes are retained for **State II** (Sparse-Hint); and the full trace is preserved for **State III** (Full-Hint). The

Table 1: Overview of evaluation benchmarks.

Category	Benchmark	# Prob.	Difficulty
In-domain	MATH500	500	High School
	AIME24	30	Competition
	AIME25	30	Competition
	HMMT25	30	Competition
Temporal Held-out	AMO-Bench	50	IMO-level
Cross-domain	LiveCodeBench	713	Mixed
	GPQA-Diamond	198	Graduate

complete procedure is formalized in Algorithm 1 (Appendix B). The resulting dataset is balanced across the three states (35.7% / 26.4% / 38.2%), reflecting diverse difficulty levels in the s1K corpus; see Appendix C for statistics and Appendix D for representative examples.

We combine $\mathcal{D} = \mathcal{D}_1 \cup \mathcal{D}_2 \cup \mathcal{D}_3$ and fine-tune M_{reason} via standard cross-entropy loss, teaching it to adapt output length to problem difficulty—generating direct answers for simple problems while preserving full deliberative reasoning for complex ones.

4 Experiments

We evaluate HINT TUNING across four model scales and three task domains. Our experiments are designed to answer: (1) Can HINT TUNING reduce reasoning verbosity without sacrificing accuracy? (2) Does efficiency generalize to unseen problems and domains? (3) What does adaptive compression reveal about the nature of reasoning itself?

4.1 Experimental Setup

Models. For reasoning models, we evaluate Qwen3-4B-Thinking [38] and DeepSeek-R1-Distill-Qwen-{7B, 14B, 32B} [6], spanning an order of magnitude in scale. We use Qwen3-4B-Instruct as the Instruct Model for hint validation.

Baselines. We compare against four categories of methods. **Original Models** report zero-shot results of vanilla reasoning models. **Prompt-based:** Budget Prompt [39] instructs models to “think within N tokens” at inference time without weight updates (budget set to 8,000; see Appendix A.3). **SFT-based:** SFT-S1.1 fine-tunes on high-quality traces from s1 [22]; VeriThinker [11] distills from self-verified reasoning paths to suppress unnecessary reflection (340K samples). **RL-based:** EfficientR [16] and AdaptThink [18] (7B only) apply online RL with length-accuracy reward shaping. EfficientR uses 3.2K prompts with 8 rollouts per prompt (25.6K total generations); AdaptThink uses 40K prompts with 16 rollouts per prompt (640K total generations). Both incur substantially higher compute than offline SFT methods.

Benchmarks. We evaluate across a spectrum of domain familiarity (Table 1). For in-domain math reasoning, we use MATH500 [40], AIME24, AIME25, and HMMT25, spanning increasing difficulty and chronological release [41]. As a temporal held-out set, AMO-Bench [42] comprises 50 IMO-level problems released after all model checkpoints, minimizing contamination risk. For **cross-domain** generalization, we include LiveCodeBench [43] (code) and GPQA-Diamond [44] (science).

Evaluation Protocol. All evaluations use the `lighteval` framework² for reproducibility. We sample 16 responses per problem with temperature 0.6 and top- p 0.95, reporting averaged accuracy to mitigate variance. All problems use a consistent prompt: “Please reason step by step, and put your final answer within `\boxed{\}`.” Our baseline reproductions align with official reports.

²<https://huggingface.co/docs/lighteval>

Table 2: Main results across model scales and reasoning benchmarks. We compare against (1) *General baselines* (Original, SFT, Budget Prompt) implemented at all scales, and (2) *Specialized methods* (AdaptThink, Efficient Reasoning, VeriThinker) with official checkpoints available only at 7B scale. For HINT TUNING, improvements over Original are shown in **green**, declines in **red**.

Method	# Data	Mathematical Reasoning Tasks										All	
		Standard Benchmarks								Temporal Gen.		Average	
		MATH500		AIME24		AIME25		HMMT25		AMO-Bench			
Acc	Tok	Acc	Tok	Acc	Tok	Acc	Tok	Acc	Tok	Acc	Tok		
<i>Qwen3-4B-Thinking-2507</i>													
Original	–	97.8	6517	77.9	19095	71.3	20973	39.4	24376	10.3	27533	59.3	19699
Budget Prompt	–	97.2	5457	77.1	18147	71.0	20362	41.7	22767	12.8	25509	60.0	18448
SFT-S1.1	1K	95.3	3250	67.1	10929	56.0	12273	30.8	14222	7.7	18881	51.4	11911
HINT TUNING	1K	95.7	2190	73.8	10233	59.4	12099	32.7	14523	20.5	25926	56.4	12994
<i>vs. Original</i>	–	-2.1	-66%	-4.1	-46%	-11.9	-42%	-6.7	-40%	+10.2	-6%	-2.9	-34%
<i>DeepSeek-R1-Distill-Qwen-7B</i>													
<i>General Baselines:</i>													
Original	–	92.6	4098	53.8	12959	37.9	14576	16.7	16339	2.6	20957	40.7	13786
Budget Prompt	–	91.0	2979	51.7	12517	39.0	13134	17.7	15768	5.1	20184	40.9	12916
SFT-S1.1	1K	93.4	4101	57.7	13414	39.4	15319	19.0	16572	7.7	19455	43.4	13772
<i>Specialized Methods:</i>													
EfficientR $\alpha = 0.1$	3.2K [†]	92.2	2869	51.5	11550	35.4	11902	15.4	13184	2.6	18132	39.4	11527
EfficientR $\alpha = 0.4$	3.2K [†]	90.6	2432	53.5	10336	33.1	11048	17.7	12216	0.0	18718	39.0	10950
AdaptThink	40K [†]	92.0	2095	55.0	10826	36.9	12063	19.8	13873	0.0	17421	40.7	11256
VeriThinker	340K	92.8	2674	54.6	10031	34.6	10643	15.4	13689	5.1	15279	40.5	10463
HINT TUNING	1K	92.5	1944	52.5	9899	37.7	9144	17.7	9629	5.1	14517	40.7	9027
<i>vs. Original</i>	–	-0.1	-53%	-1.3	-24%	-0.2	-37%	+1.0	-41%	+2.5	-31%	+0.4	-35%
<i>DeepSeek-R1-Distill-Qwen-14B</i>													
Original	–	94.1	3800	68.2	11523	46.9	13248	24.8	14916	7.7	19868	48.3	12671
Budget Prompt	–	93.4	2813	66.0	10513	45.6	12339	24.6	13576	12.8	18541	48.5	11556
SFT-S1.1	1K	95.3	4255	69.8	12483	53.3	14104	30.4	15836	10.3	20041	51.8	13344
HINT TUNING	1K	93.4	1908	63.3	7963	46.6	8430	23.8	10010	12.8	15939	48.0	8850
<i>vs. Original</i>	–	-0.7	-50%	-4.9	-31%	-0.3	-36%	-1.0	-33%	+5.1	-20%	-0.3	-30%
<i>DeepSeek-R1-Distill-Qwen-32B</i>													
Original	–	94.8	3611	69.0	11061	51.7	13051	26.9	14813	15.4	21151	51.6	12737
Budget Prompt	–	93.6	2481	67.7	9401	47.5	11982	25.6	12463	7.7	17026	48.3	10671
SFT-S1.1	1K	96.0	3891	77.3	11383	64.8	13983	32.7	15276	15.4	18836	57.2	12674
HINT TUNING	1K	95.9	1927	68.8	8173	51.0	7908	26.2	9551	12.8	18650	50.9	9242
<i>vs. Original</i>	–	+1.1	-47%	-0.2	-26%	-0.7	-39%	-0.7	-36%	-2.6	-12%	-0.7	-27%

[†] Online RL methods with 8 rollouts/prompt (EfficientR) and 16 rollouts/prompt (AdaptThink). Unmarked: offline methods.

4.2 Implementation Details

We sample 1K problems from s1 [22] and apply our three-state annotation strategy (Section 3). For each problem, we probe M_{instruct} by prepending episode prefixes to determine K^* (Equation 1). We use Qwen3-4B-Instruct as the default probe across all model scales to ensure a consistent and fair comparison. While a stronger same-family instruct model can improve label quality at larger scales where the probe-target capability gap is more pronounced, we find that the 4B probe already yields competitive results across most settings (Section 5.3). For practitioners, we recommend using the strongest available same-family instruct model as the probe when accuracy is the primary concern. Since 90% of hint-requiring problems succeed within the first 25 episodes, we apply early stopping during the linear search, keeping the average number of probes per problem to only 3–6. Samples are labeled as No-Hint ($K^*=0$), Sparse-Hint ($0 < K^* < N$), or Full-Hint ($K^*=N$). We perform full-parameter SFT with learning rate 1×10^{-5} , cosine decay, and max sequence length 32,768. Training takes 2/2.5/8/10 hours for 4B/7B/14B/32B models on 8×H20 GPUs. See Appendix A for complete details.

4.3 Main Results: Mathematical Reasoning

Table 2 summarizes performance across four model scales. The results demonstrate a consistent trend: HINT TUNING significantly reduces computational cost while preserving or enhancing reasoning accuracy.

Table 3: Cross-domain generalization results. HINT TUNING preserves accuracy on out-of-distribution (OOD) tasks. Notably, it does **not** force compression on unfamiliar domains, providing evidence of a content-aware reasoning policy.

(a) Code Generation (LiveCodeBench)								(b) Scientific Knowledge (GPQA-Diamond)									
Method	Qwen3-4B		DS-R1-7B		DS-R1-14B		DS-R1-32B		Method	Qwen3-4B		DS-R1-7B		DS-R1-14B		DS-R1-32B	
	Acc	Tok(k)	Acc	Tok(k)	Acc	Tok(k)	Acc	Tok(k)		Acc	Tok(k)	Acc	Tok(k)	Acc	Tok(k)	Acc	Tok(k)
Original	62.7	17.4	37.3	11.8	49.3	10.8	56.7	11.1	Original	66.2	8.8	53.5	8.4	60.6	7.6	60.6	7.3
Budget Prompt	–	–	–	–	–	–	–	–	Budget Prompt	66.2	8.7	46.5	6.5	53.0	5.5	57.1	4.9
SFT-S1.1	50.4	14.7	39.2	15.0	57.1	12.1	65.7	11.8	SFT-S1.1	69.2	7.6	50.5	9.6	61.1	10.0	63.6	9.3
HINT TUNING	61.9	13.2	37.7	16.6	53.7	13.8	66.0	13.0	HINT TUNING	67.2	7.7	52.0	10.4	58.6	10.1	63.1	10.5
vs. Orig	-0.8	-24%	+0.4	+41%	+4.4	+28%	+9.3	+17%	vs. Orig	+1.0	-13%	-1.5	+23%	-2.0	+34%	+2.5	+44%

Reasoning Efficiency. Across competition-level benchmarks, HINT TUNING achieves a 24–66% reduction in token consumption with negligible impact on performance. Notably, DeepSeek-32B on MATH500 yields a 1.1% accuracy gain while reducing inference tokens by 47%. This represents a Pareto improvement rather than a trade-off, suggesting that standard Chain-of-Thought (CoT) processes often expend significant computation on redundant reasoning steps which HINT TUNING successfully prunes.

Data Efficiency. HINT TUNING requires only 1K training samples versus significantly larger data requirements for existing baselines. For SFT-based methods, VeriThinker uses 350K samples and SFT-S1.1 uses 1K samples of higher-cost curated traces. For RL-based methods, the comparison requires accounting for rollout overhead: EfficientR uses 3.2K prompts \times 8 rollouts = 25.6K total generations, and AdaptThink uses 40K prompts \times 16 rollouts = 640K total generations. Compared on total generations, HINT TUNING achieves 25.6–640 \times greater sample efficiency with no online exploration. Compared on unique prompts alone, HINT TUNING matches or exceeds efficiency at 3.2–40 \times fewer prompts. This demonstrates that adaptive reasoning can emerge from precise data curation rather than exhaustive RL exploration.

Temporal Generalization (AMO-Bench). To assess robustness against memorization, we evaluate on AMO-Bench, a *temporally held-out* dataset of IMO-level problems released after all model training cutoffs. Most model variants maintain accuracy within $\pm 3\%$ of baseline while achieving modest token reduction. Qwen3-4B shows a larger accuracy gain, which we attribute to the mitigation of two overthinking failure modes: the model either contradicts a correct intermediate result through excessive reflection, or exhausts its context on redundant verification loops. By teaching *when to stop reasoning*, HINT TUNING turns token reduction and accuracy improvement into mutually reinforcing effects. The lower compression rate on AMO-Bench compared to in-distribution math further confirms that the model conservatively retains reasoning steps on genuinely novel problems, in contrast to SFT-S1.1, which compresses more aggressively but at the cost of accuracy.

4.4 Cross-Domain Generalization: The Efficiency Spectrum

A critical risk in reasoning compression is degraded performance on domains absent from training. We evaluate HINT TUNING on Code Generation and Scientific Reasoning to assess this risk.

Accuracy holds; compression is domain-selective. Table 3 reveals a consistent asymmetry: HINT TUNING preserves or improves accuracy on both OOD domains, while token consumption does not decrease and in some cases increases substantially. Rather than compressing indiscriminately, the model defaults to fuller reasoning on inputs outside the learned compression regime—in contrast to Budget Prompt, which forces compression regardless of domain and incurs notable accuracy drops on scientific reasoning.

The efficiency spectrum. Across benchmarks, compression scales with domain familiarity: strongest on in-distribution math, moderate on temporally held-out problems, and largely absent on OOD domains. This gradient suggests HINT TUNING internalizes a compression boundary tied to its training distribution rather than a uniform reasoning policy. We leave a fuller characterization of this boundary to future work.

Table 4: Ablation study on data composition.

Method	Count	AIME25		HMMT25	
		Acc	Tok (k)	Acc	Tok (k)
<i>Baselines</i>					
Original (zero-shot)	—	73.3	22.0	40.0	25.8
SFT on external traces	1k	46.6	13.2	50.0	13.2
Ours (full method)	1k	50.0	7.5	53.3	15.6
<i>(a) Answer-correctness filtering</i>					
Correct traces only	421	43.3	8.1	33.3	9.3
<i>(b) Trace source</i>					
External teacher (DeepSeek-R1)	1k	43.3	10.8	26.7	13.1
<i>(c) Episode tag format</i>					
Random word tags	1k	56.6	10.6	43.3	17.6
Special tokens only	1k	26.7	13.1	43.3	10.8

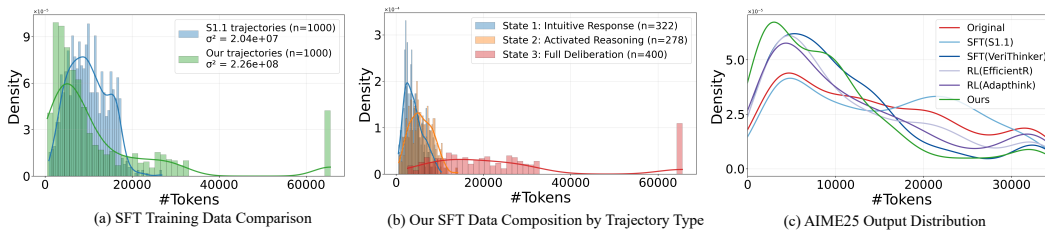


Figure 5: Training Data Variance and Adaptive CoT Compression. (a) Comparison of token length variance between our SFT dataset and the baseline (DPSK trajectories), showing a broader distribution in our method. (b) Token distribution across three distinct cognitive trajectory types within our dataset. (c) Post-SFT inference behavior AIME25. The model demonstrates benchmark-specific compression, dynamically adapting reasoning length to problem complexity.

5 Analysis

We conduct systematic ablations to understand the mechanisms underlying HINT TUNING, examining four design choices: answer correctness filtering, trace source, episode tag format, and instruct model selection. Our findings suggest that, for reasoning models, the quality of the reasoning process can matter more than the correctness of the final outcome.

5.1 Process Matters More Than Outcome

Incorrect answers still teach reasoning. We compare training on all 1K collected trajectories against a filtered subset of 421 correct-only traces. The unfiltered set substantially outperforms the filtered subset: 50.0% vs. 43.3% on AIME25 and 53.3% vs. 33.3% on HMMT25 (Table 4, group (a)). Trajectories with incorrect final answers encode valuable reasoning patterns—problem decomposition, intermediate verification, and explicit self-correction—that teach the model *how* to reason rather than *what* to answer.

Reasoning diversity underlies this effect. Figure 5(a) offers a structural explanation. The unfiltered set exhibits substantially higher variance in trajectory length ($\sigma \approx 36.3k$ tokens) than the correct-only subset ($\sigma \approx 8.3k$ tokens). Correct-answer filtering disproportionately removes long, exploratory trajectories on difficult problems, discarding the reasoning patterns most relevant to hard instances. As a result, models trained on the high-variance corpus dynamically scale computation to problem difficulty (Figure 5(c)), an adaptive behavior largely absent in the correct-only-trained model.

5.2 Trace Source and Format

Self-generated traces outperform external sources. We contrast endogenous traces from the target model against exogenous traces from a stronger external model (DeepSeek-R1). Despite the external model’s superior capability, self-generated traces yield markedly better outcomes (Table 4,

Table 5: **Left:** Probe ablation on R1-Distill-14B (AIME24); same-family probes better preserve reasoning alignment. **Right:** Sample efficiency on R1-Distill-7B (AIME24); *sI* = base curated set. Performance plateaus beyond 1k samples, suggesting trace quality matters more than quantity.

Probe	Relationship	Acc	Tok (k)	Samples	Source	Acc	Tok (k)
<i>Original</i>	—	70.6	11.5	200	<i>sI</i> (subsample)	50.0	16.4
Llama-3.1-8B	cross-family	58.1	14.5	500	<i>sI</i> (subsample)	50.0	12.8
Qwen3-4B	same family	59.2	8.0	800	<i>sI</i> (subsample)	46.7	11.2
Qwen3-30B-A3B	same family, MoE	61.1	9.9	1000	<i>sI</i>	52.5	9.9
Qwen2.5-72B	same family, larger	65.2	10.5	2000	<i>sI</i> + MATH/NuminaMath	51.6	10.2

group (b)), with distributional proximity mattering more than raw capability (Table 5, left). A stronger model’s reasoning strategies diverge from the target’s generative distribution in abstraction level, notation, and granularity, forcing simultaneous style adaptation and capability improvement. Self-generated traces instead reinforce patterns already latent in the model.

Structure matters; semantics do not. Replacing semantic tags with arbitrary words yields comparable performance, while removing delimiters entirely causes sharp degradation (Table 4, group (c)). The active ingredient is *structural separation* between thinking and answering phases, not tag semantics. Consistent with this, correctly answered problems consistently use fewer tokens than incorrect ones across all models, suggesting compression is a byproduct of successful reasoning rather than a cause.

5.3 Instruct Model as Difficulty Probe

The instruct probe determines K^* labels and directly shapes the training signal. Table 5 (left) compares probes of varying scale and family on R1-Distill-14B.

Same-family probes outperform cross-family ones. A cross-family probe (Llama-3.1-8B) yields the largest accuracy drop, while same-family probes of increasing scale progressively recover performance, consistent with the distributional alignment findings in Section 5.2.

The probe’s failure mode is conservative by design. When the probe fails at all hint levels, the sample is assigned Full-Hint and the complete reasoning trace is preserved. An overly weak probe therefore over-assigns to Full-Hint, producing less compression but not incorrect supervision. This explains the larger accuracy gap at 14B scale with the default Qwen3-4B probe: switching to Qwen2.5-72B recovers 6.0 points on AIME24 while retaining meaningful token reduction. We recommend using the strongest available same-family instruct model as the probe when accuracy is the primary concern.

6 Conclusion

We introduced HINT TUNING, a data-efficient framework that calibrates reasoning depth by using the instruct model as a difficulty probe. The Minimum Effective Hint criterion converts the abstract question of “how much reasoning is enough” into a concrete, measurable signal, yielding a three-state training set that delivers 24–66% token reduction with only 1K samples. Our results suggest that adaptive reasoning can emerge from precise data curation rather than exhaustive RL exploration, and that, on problems within the training distribution, shorter reasoning and higher accuracy are not necessarily at odds—teaching the model *when* to stop can mitigate overthinking failure modes.

Limitations and future work. HINT TUNING relies on a capability gap between the instruct and reasoning models to generate meaningful difficulty variation; how this gap should be calibrated across model families and scales remains an open design question. Our experiments focus on mathematical reasoning, and whether the learned compression boundary generalizes to other domains requires further investigation. Finally, the mechanism by which structural episode tags activate adaptive reasoning is empirically observed but theoretically unexplained.

References

- [1] Jason Wei, Xuezhi Wang, Dale Schuurmans, Maarten Bosma, Brian Ichter, Fei Xia, Ed H. Chi, Quoc V. Le, and Denny Zhou. Chain-of-thought prompting elicits reasoning in large language models. In *Advances in Neural Information Processing Systems 35: Annual Conference on Neural Information Processing Systems 2022, NeurIPS 2022, New Orleans, LA, USA, November 28 - December 9, 2022*.
- [2] Takeshi Kojima, Shixiang Shane Gu, Machel Reid, Yutaka Matsuo, and Yusuke Iwasawa. Large language models are zero-shot reasoners. In *Advances in Neural Information Processing Systems 2022, NeurIPS 2022, New Orleans, LA, USA, November 28 - December 9, 2022*.
- [3] Charlie Snell, Jaehoon Lee, Kelvin Xu, and Aviral Kumar. Scaling llm test-time compute optimally can be more effective than scaling model parameters. *arXiv preprint arXiv:2408.03314*, 2024.
- [4] OpenAI. Learning to reason with language models, 2024. Accessed: 2025-05-19.
- [5] Aaron Jaech, Adam Kalai, Adam Lerer, Adam Richardson, Ahmed El-Kishky, Aiden Low, Alec Hel-lyar, Aleksander Madry, Alex Beutel, Alex Carney, et al. Openai o1 system card. *arXiv preprint arXiv:2412.16720*, 2024.
- [6] DeepSeek-AI. Deepseek-r1: Incentivizing reasoning capability in llms via reinforcement learning, 2025.
- [7] Xingyu Chen, Jiahao Xu, Tian Liang, Zhiwei He, Jianhui Pang, Dian Yu, Linfeng Song, Qiuzhi Liu, Mengfei Zhou, Zhuosheng Zhang, et al. Do not think that much for $2+3=?$ on the overthinking of o1-like llms. *arXiv preprint arXiv:2412.21187*, 2024.
- [8] Yang Sui, Yu-Neng Chuang, Guanchu Wang, Jiamu Zhang, Tianyi Zhang, Jiayi Yuan, Hongyi Liu, Andrew Wen, Shaochen Zhong, Hanjie Chen, et al. Stop overthinking: A survey on efficient reasoning for large language models. *arXiv preprint arXiv:2503.16419*, 2025.
- [9] Yu Kang, Xianghui Sun, Liangyu Chen, and Wei Zou. C3ot: Generating shorter chain-of-thought without compromising effectiveness. In *Proceedings of the AAAI Conference on Artificial Intelligence*, volume 39, pages 24312–24320, 2025.
- [10] Heming Xia, Yongqi Li, Chak Tou Leong, Wenjie Wang, and Wenjie Li. Tokenskip: Controllable chain-of-thought compression in llms. *CoRR*, abs/2502.12067, 2025.
- [11] Zigeng Chen, Xinyin Ma, Gongfan Fang, Ruonan Yu, and Xinchao Wang. Verithinker: Learning to verify makes reasoning model efficient. In *The Thirty-ninth Annual Conference on Neural Information Processing Systems*, 2025.
- [12] Tingxu Han, Zhenting Wang, Chunrong Fang, Shiyu Zhao, Shiqing Ma, and Zhenyu Chen. Token-budget-aware llm reasoning. In *Findings of the Association for Computational Linguistics: ACL 2025*, pages 24842–24855, 2025.
- [13] Tengxiao Liu, Qipeng Guo, Xiangkun Hu, Cheng Jiayang, Yue Zhang, Xipeng Qiu, and Zheng Zhang. Can language models learn to skip steps? *Advances in Neural Information Processing Systems*, 37:45359–45385, 2024.
- [14] Xinyin Ma, Guangnian Wan, Runpeng Yu, Gongfan Fang, and Xinchao Wang. Cot-valve: Length-compressible chain-of-thought tuning. In *Proceedings of the 63rd Annual Meeting of the Association for Computational Linguistics (Volume 1: Long Papers), ACL 2025, Vienna, Austria, July 27 - August 1, 2025*, pages 6025–6035.
- [15] Haotian Luo, Li Shen, Haiying He, Yibo Wang, Shiwei Liu, Wei Li, Naiqiang Tan, Xiaochun Cao, and Dacheng Tao. O1-pruner: Length-harmonizing fine-tuning for o1-like reasoning pruning. *CoRR*, abs/2501.12570, 2025.
- [16] Daman Arora and Andrea Zanette. Training language models to reason efficiently. In *The Thirty-ninth Annual Conference on Neural Information Processing Systems*, 2025.
- [17] Pranjal Aggarwal and Sean Welleck. L1: Controlling how long a reasoning model thinks with reinforcement learning. In *Second Conference on Language Modeling*, 2025.
- [18] Jiajie Zhang, Nianyi Lin, Lei Hou, Ling Feng, and Juanzi Li. AdaptThink: Reasoning models can learn when to think. In *Proceedings of the 2025 Conference on Empirical Methods in Natural Language Processing*, pages 3716–3730, Suzhou, China, November 2025. Association for Computational Linguistics.

- [19] John Schulman, Filip Wolski, Prafulla Dhariwal, Alec Radford, and Oleg Klimov. Proximal policy optimization algorithms, 2017.
- [20] Yuxiao Qu, Matthew YR Yang, Amrith Setlur, Lewis Tunstall, Edward Emanuel Beeching, Ruslan Salakhutdinov, and Aviral Kumar. Optimizing test-time compute via meta reinforcement fine-tuning. *arXiv preprint arXiv:2503.07572*, 2025.
- [21] Xuezhi Wang, Jason Wei, Dale Schuurmans, Quoc V. Le, Ed H. Chi, Sharan Narang, Aakanksha Chowdhery, and Denny Zhou. Self-consistency improves chain of thought reasoning in language models. In *The Eleventh International Conference on Learning Representations, ICLR 2023, Kigali, Rwanda, May 1-5, 2023*.
- [22] Niklas Muennighoff, Zitong Yang, Weijia Shi, Xiang Lisa Li, Li Fei-Fei, Hannaneh Hajishirzi, Luke Zettlemoyer, Percy Liang, Emmanuel Candès, and Tatsunori B Hashimoto. s1: Simple test-time scaling. In *Proceedings of the 2025 Conference on Empirical Methods in Natural Language Processing*, pages 20286–20332, 2025.
- [23] Tergel Munkhbat, Namgyu Ho, Seo Hyun Kim, Yongjin Yang, Yujin Kim, and Se-Young Yun. Self-training elicits concise reasoning in large language models. In *Findings of the Association for Computational Linguistics, ACL 2025, Vienna, Austria, July 27 - August 1, 2025*, volume ACL 2025 of *Findings of ACL*, pages 25127–25152.
- [24] Edward J. Hu, Yelong Shen, Phillip Wallis, Zeyuan Allen-Zhu, Yuanzhi Li, Shean Wang, Lu Wang, and Weizhu Chen. Lora: Low-rank adaptation of large language models. In *The Tenth International Conference on Learning Representations, ICLR 2022, Virtual Event, April 25-29, 2022*.
- [25] Tingxu Han, Zhenting Wang, Chunrong Fang, Shiyu Zhao, Shiqing Ma, and Zhenyu Chen. Token-budget-aware LLM reasoning. In Wanxiang Che, Joyce Nabende, Ekaterina Shutova, and Mohammad Taher Pilehvar, editors, *Findings of the Association for Computational Linguistics, ACL 2025, Vienna, Austria, July 27 - August 1, 2025*, volume ACL 2025 of *Findings of ACL*, pages 24842–24855. Association for Computational Linguistics, 2025.
- [26] Rafael Rafailov, Archit Sharma, Eric Mitchell, Christopher D. Manning, Stefano Ermon, and Chelsea Finn. Direct preference optimization: Your language model is secretly a reward model. In Alice Oh, Tristan Naumann, Amir Globerson, Kate Saenko, Moritz Hardt, and Sergey Levine, editors, *Advances in Neural Information Processing Systems 36: Annual Conference on Neural Information Processing Systems 2023, NeurIPS 2023, New Orleans, LA, USA, December 10 - 16, 2023*, 2023.
- [27] Tengxiao Liu, Qipeng Guo, Xiangkun Hu, Cheng Jiayang, Yue Zhang, Xipeng Qiu, and Zheng Zhang. Can language models learn to skip steps? In Amir Globersons, Lester Mackey, Danielle Belgrave, Angela Fan, Ulrich Paquet, Jakub M. Tomczak, and Cheng Zhang, editors, *Advances in Neural Information Processing Systems 38: Annual Conference on Neural Information Processing Systems 2024, NeurIPS 2024, Vancouver, BC, Canada, December 10 - 15, 2024*, 2024.
- [28] Kimi Team, Angang Du, Bofei Gao, Bowei Xing, Changjiu Jiang, Cheng Chen, Cheng Li, Chenjun Xiao, Chenzhuang Du, Chonghua Liao, et al. Kimi k1.5: Scaling reinforcement learning with llms. *arXiv preprint arXiv:2501.12599*, 2025.
- [29] Edward Y. Chang, Yuxuan Tong, Morry Niu, Graham Neubig, and Xiang Yue. Demystifying long chain-of-thought reasoning in llms. *CoRR*, abs/2502.03373, 2025.
- [30] Ruixiang Feng, Yuntao Wen, Silin Zhou, Ke Shi, Yifan Wang, Ran Le, Zhenwei An, Zongchao Chen, Chen Yang, Guangyue Peng, et al. Pace: Prefix-protected and difficulty-aware compression for efficient reasoning. *arXiv preprint arXiv:2602.11639*, 2026.
- [31] Yi Shen, Jian Zhang, Jieyun Huang, Shuming Shi, Wenjing Zhang, Jiangze Yan, Ning Wang, Kai Wang, Zhaoxiang Liu, and Shiguo Lian. DAST: Difficulty-adaptive slow-thinking for large reasoning models. In *Proceedings of the 2025 Conference on Empirical Methods in Natural Language Processing: Industry Track*, pages 2322–2331.
- [32] Long Ouyang, Jeffrey Wu, Xu Jiang, Diogo Almeida, Carroll L. Wainwright, Pamela Mishkin, Chong Zhang, Sandhini Agarwal, Katarina Slama, Alex Ray, John Schulman, Jacob Hilton, Fraser Kelton, Luke Miller, Maddie Simens, Amanda Askell, Peter Welinder, Paul F. Christiano, Jan Leike, and Ryan Lowe. Training language models to follow instructions with human feedback. In Sanmi Koyejo, S. Mohamed, A. Agarwal, Danielle Belgrave, K. Cho, and A. Oh, editors, *Advances in Neural Information Processing Systems 35: Annual Conference on Neural Information Processing Systems 2022, NeurIPS 2022, New Orleans, LA, USA, November 28 - December 9, 2022*, 2022.

- [33] Rui Zheng, Shihan Dou, Songyang Gao, Yuan Hua, Wei Shen, Binghai Wang, Yan Liu, Senjie Jin, Qin Liu, Yuhao Zhou, Limao Xiong, Lu Chen, Zhiheng Xi, Nuo Xu, Wenbin Lai, Minghao Zhu, Cheng Chang, Zhangyue Yin, Rongxiang Weng, Wensen Cheng, Haoran Huang, Tianxiang Sun, Hang Yan, Tao Gui, Qi Zhang, Xipeng Qiu, and Xuanjing Huang. Secrets of RLHF in large language models part I: PPO. *CoRR*, abs/2307.04964, 2023.
- [34] Karl Cobbe, Vineet Kosaraju, Mohammad Bavarian, Mark Chen, Heewoo Jun, Lukasz Kaiser, Matthias Plappert, Jerry Tworek, Jacob Hilton, Reiichiro Nakano, Christopher Hesse, and John Schulman. Training verifiers to solve math word problems. *CoRR*, abs/2110.14168, 2021.
- [35] Hunter Lightman, Vineet Kosaraju, Yuri Burda, Harrison Edwards, Bowen Baker, Teddy Lee, Jan Leike, John Schulman, Ilya Sutskever, and Karl Cobbe. Let’s verify step by step. In *The Twelfth International Conference on Learning Representations, ICLR 2024, Vienna, Austria, May 7-11, 2024*. OpenReview.net, 2024.
- [36] Logan Engstrom, Andrew Ilyas, Shibani Santurkar, Dimitris Tsipras, Firdaus Janoos, Larry Rudolph, and Aleksander Madry. Implementation matters in deep RL: A case study on PPO and TRPO. In *8th International Conference on Learning Representations, ICLR 2020, Addis Ababa, Ethiopia, April 26-30, 2020*. OpenReview.net, 2020.
- [37] Marcin Andrychowicz, Anton Raichuk, Piotr Stanczyk, Manu Orsini, Sertan Girgin, Raphaël Marinier, Léonard Hussenot, Matthieu Geist, Olivier Pietquin, Marcin Michalski, Sylvain Gelly, and Olivier Bachem. What matters in on-policy reinforcement learning? A large-scale empirical study. *CoRR*, abs/2006.05990, 2020.
- [38] Qwen Team. Qwen3 technical report, 2025.
- [39] Tingxu Han, Zhenting Wang, Chunrong Fang, Shiyu Zhao, Shiqing Ma, and Zhenyu Chen. Token-budget-aware LLM reasoning. In *Findings of the Association for Computational Linguistics, ACL 2025, Vienna, Austria, July 27 - August 1, 2025*, pages 24842–24855.
- [40] Dan Hendrycks, Collin Burns, Saurav Kadavath, Akul Arora, Steven Basart, Eric Tang, Dawn Song, and Jacob Steinhardt. Measuring mathematical problem solving with the MATH dataset. In *Proceedings of the Neural Information Processing Systems Track on Datasets and Benchmarks 1, NeurIPS Datasets and Benchmarks 2021, December 2021, virtual*.
- [41] Yixin Cao, Shibo Hong, Xinze Li, Jiahao Ying, Yubo Ma, Haiyuan Liang, Yantao Liu, Zijun Yao, Xiaozhi Wang, Dan Huang, et al. Toward generalizable evaluation in the llm era: A survey beyond benchmarks. *arXiv preprint arXiv:2504.18838*, 2025.
- [42] Shengnan An, Xunliang Cai, Xuezhi Cao, Xiaoyu Li, Yehao Lin, Junlin Liu, Xinxuan Lv, Dan Ma, Xuanlin Wang, Ziwen Wang, and Shuang Zhou. Amo-bench: Large language models still struggle in high school math competitions, 2025.
- [43] Naman Jain, King Han, Alex Gu, Wen-Ding Li, Fanjia Yan, Tianjun Zhang, Sida Wang, Armando Solar-Lezama, Koushik Sen, and Ion Stoica. Livecodebench: Holistic and contamination free evaluation of large language models for code. In *The Thirteenth International Conference on Learning Representations, ICLR 2025, Singapore, April 24-28, 2025*.
- [44] David Rein, Betty Li Hou, Asa Cooper Stickland, Jackson Petty, Richard Yuanzhe Pang, Julien Dirani, Julian Michael, and Samuel R. Bowman. GPQA: A graduate-level google-proof q&a benchmark. In *First Conference on Language Modeling*, 2024.

A Implementation Details

A.1 Training Configuration

We perform full-parameter supervised fine-tuning on 8×NVIDIA H20-141GB GPUs. All models are trained with the AdamW optimizer using a cosine learning rate schedule with 10% warmup for 10 epochs. We set per-device batch size to 1 with gradient accumulation over 8 steps, yielding an effective batch size of 8. The maximum sequence length is 32,768 tokens, and we employ BF16 mixed-precision training with FlashAttention-2.

For smaller models (Qwen3-4B-Think and DeepSeek-R1-Distill-Qwen-7B), we use DeepSpeed ZeRO Stage 0 with sequence parallel size 2 and a learning rate of 1×10^{-5} . For larger models (DeepSeek-R1-Distill-Qwen-14B and 32B), we adopt DeepSpeed ZeRO Stage 3 to accommodate memory constraints. The 14B model uses learning rate 1×10^{-5} and sequence parallel size 2, while the 32B model uses a higher learning rate of 1×10^{-4} and sequence parallel size 4.

We evaluate checkpoints on a held-out validation set and select the best-performing one: Qwen3-4B-Think at step 320, DeepSeek-R1-Distill-Qwen-7B at step 450, DeepSeek-R1-Distill-Qwen-14B at step 350, and DeepSeek-R1-Distill-Qwen-32B at step 315.

A.2 Evaluation Protocol

Sampling Strategy. All evaluations use the `lighteval` framework³ for reproducibility. For each problem, we sample 16 responses using temperature $T = 0.6$, top- $p = 0.95$, and maximum new tokens of 32,768. We report averaged accuracy across all samples to mitigate variance inherent in reasoning tasks.

Prompt Format. All math problems are evaluated using a consistent prompt format that instructs the model to reason step by step: *“Please reason step by step, and put your final answer within `boxed{}`.”* This ensures fair comparison across different model configurations.

Answer Validation. Following the `s1` dataset [22], we employ an LLM-as-judge approach for answer validation. The grading prompt (Figure 6) instructs the judge model to compare generated answers against ground-truth solutions, evaluating both final answers and intermediate reasoning steps where applicable.

Answer Grading Prompt

You are an AI assistant for grading a science problem. The user will provide you with the question itself, an attempt made by a student and the correct answer to the problem. Your job is to judge whether the attempt is correct by comparing it with the correct answer. If the expected solution concludes with a number or choice, there should be no ambiguity. If the expected solution involves going through the entire reasoning process, you should judge the attempt based on whether the reasoning process is correct with correct answer if helpful.

The user will provide the attempt and the correct answer in the following format:

```
# Problem
{problem}
## Attempt
{attempt}
## Correct answer
{solution}
Explain your reasoning, and end your response on a new line with only “Yes” or “No” (without quotes).
```

Figure 6: Grading prompt for answer validation.

Token Counting. Reasoning overhead is measured by counting tokens within the `<think>...</think>` tags. Tokens outside these tags (i.e., the problem statement and final answer) are excluded from compression metrics but included when computing total inference cost.

³<https://huggingface.co/docs/lighteval>

Algorithm 1 Variable-Length CoT Data Construction

Require: Problem set \mathcal{X} , Reasoning model M_{reason} , Instruct model M_{instruct}

Ensure: Training dataset $\mathcal{D} = \mathcal{D}_1 \cup \mathcal{D}_2 \cup \mathcal{D}_3$

```
1: Initialize  $\mathcal{D}_1, \mathcal{D}_2, \mathcal{D}_3 \leftarrow \emptyset$ 
2: for each problem  $x \in \mathcal{X}$  do
3:   // Stage 1: Generate full reasoning trace
4:    $r, y \leftarrow M_{\text{reason}}(x)$  { $r$ : reasoning trace,  $y$ : answer}
5:   // Stage 2: Segment reasoning into episodes
6:    $(e_1, e_2, \dots, e_N) \leftarrow \text{SegmentEpisodes}(r)$ 
7:   // Stage 3: Binary search for minimum effective hint
8:    $K^* \leftarrow N$  {Default to full reasoning}
9:   for  $k \leftarrow 0$  to  $N$  do
10:     $\hat{y} \leftarrow M_{\text{instruct}}(x \oplus e_{1:k})$  {Probe with  $k$  episodes}
11:    if  $\hat{y} = y_{\text{correct}}$  then
12:       $K^* \leftarrow k$  {Found minimum hint}
13:    break
14:  end if
15: end for
16: // Stage 4: Assign to cognitive state
17: if  $K^* = 0$  then
18:    $d \leftarrow (x, \langle \text{think} \rangle \oplus p_0 \oplus \langle / \text{think} \rangle, y)$  {No-Hint}
19:    $\mathcal{D}_1 \leftarrow \mathcal{D}_1 \cup \{d\}$ 
20: else if  $0 < K^* < N$  then
21:    $d \leftarrow (x, \langle \text{think} \rangle \oplus e_{1:K^*} \oplus \langle / \text{think} \rangle, y)$  {Sparse-Hint}
22:    $\mathcal{D}_2 \leftarrow \mathcal{D}_2 \cup \{d\}$ 
23: else
24:    $d \leftarrow (x, \langle \text{think} \rangle \oplus r \oplus \langle / \text{think} \rangle, y)$  {Full-Hint}
25:    $\mathcal{D}_3 \leftarrow \mathcal{D}_3 \cup \{d\}$ 
26: end if
27: end for
28: return  $\mathcal{D} = \mathcal{D}_1 \cup \mathcal{D}_2 \cup \mathcal{D}_3$ 
```

A.3 Baseline Configuration

Budget Forcing Prompt. For the Budget Forcing baseline [39], we use a token budget of 8,000 tokens and the following prompt template:

{problem}

Solve this problem concisely in approximately 8000 tokens. Show your reasoning with only the essential steps needed. Put your final answer within `\boxed{ }`.

Figure 7: Prompt template for Budget Forcing baseline.

B Algorithm Pseudocode

Algorithm 1 presents the complete procedure for constructing variable-length Chain-of-Thought training data. The algorithm takes a problem set \mathcal{X} , a reasoning model M_{reason} (e.g., DeepSeek-R1), and an instruct model M_{instruct} (e.g., Qwen3-4B) as inputs. For each problem, we first generate a complete reasoning trace using the reasoning model, then segment it into episodes, and finally probe the instruct model to determine the minimum hint required for successful problem-solving. Based on the probing result K^* , each sample is assigned to one of three cognitive states: *No-Hint* ($K^* = 0$), *Sparse-Hint* ($0 < K^* < N$), or *Full-Hint* ($K^* = N$).

Episode Segmentation. The `SegmentEpisodes(\cdot)` function splits a reasoning trace into discrete episodes based on reflection keywords that signal cognitive transitions. We identify episode boundaries by detecting the following keywords (case-insensitive): “wait”, “actually”, “hmm”, “let me

reconsider”, “*on second thought*”, “*hold on*”, and “*let me rethink*”. These keywords naturally demarcate points where the model pauses to reflect, reconsider, or shift its reasoning strategy, making them effective boundaries for incremental hint probing.

C Data Statistics

C.1 Cognitive State Distribution

Table 6 presents the distribution of cognitive states in our constructed dataset after capability probing with Qwen3-4B.

Table 6: Distribution of cognitive states in the s1K dataset. Think tokens denote reasoning content within <think> tags; answer tokens include all content outside the tags.

Cognitive State	Count	Proportion	Think Tokens (Median)	Answer Tokens (Median)
No-Hint ($K^* = 0$)	357	35.7%	2	3,882
Sparse-Hint ($0 < K^* < N$)	264	26.4%	215	6,522
Full-Hint ($K^* = N$)	382	38.2%	14,894	1,034
Overall	1,003	100%	5,037	3,813

C.2 Token Distribution Analysis

Several notable patterns emerge from Table 6:

Bimodal Reasoning Length Distribution. No-Hint samples require virtually no explicit reasoning (median of 2 tokens, corresponding to the directive phrase “I don’t need deep thinking”), while Full-Hint samples demand extensive deliberation (median of 14.9K tokens). Sparse-Hint samples occupy the middle ground (median of 215 tokens), representing genuinely intermediate difficulty levels.

Inverse Correlation with Answer Length. Interestingly, harder problems (Full-Hint) tend to produce shorter final answers (median of 1K tokens), whereas easier problems often require more elaborate solution write-ups (median of 3.9K–6.5K tokens). This pattern suggests that the primary challenge lies in *discovering* the solution approach rather than *articulating* the final answer.

Balanced State Distribution. The relatively even distribution across states (35.7% / 26.4% / 38.2%) indicates that the s1K dataset encompasses diverse difficulty levels, preventing the model from converging to a single dominant reasoning strategy.

D Case Studies

This section presents representative examples from each cognitive state, illustrating how our method adaptively calibrates reasoning depth according to problem difficulty.

D.1 No-Hint Example (State I)

Table 7 demonstrates a straightforward physics problem that the instruct model can solve without any reasoning hints. The original reasoning trace spans thousands of tokens, but our method compresses this to just 2 tokens—a 99.96% reduction—while preserving correctness.

D.2 Sparse-Hint Example (State II)

Table 8 shows a problem of moderate difficulty where a partial reasoning hint suffices to activate the model’s latent problem-solving capability.

Table 7: No-Hint example: A standard calculation problem solvable via direct computation.

<p>Problem Compute the mean molecular speed v in the heavy gas radon (Rn) in m/s.</p>
<p>Original Reasoning Model Output <think> I may need some deep thinking. Okay, so I need to compute the mean molecular speed of radon gas. The formula for mean molecular speed is $v = \sqrt{\frac{8RT}{\pi M}}$ where R is the gas constant, T is temperature, and M is molar mass... <i>[...5,037 tokens of detailed derivation...]</i> </think> The mean molecular speed is approximately 169 m/s.</p>
<p>Our Method Output <think> I don't need deep thinking. </think> The mean molecular speed is approximately 169 m/s.</p>
<p>Analysis: Compression ratio of 99.96%. The instruct model possesses sufficient domain knowledge to solve this problem directly without explicit reasoning scaffolding.</p>

Table 8: Sparse-Hint example: A problem requiring a key conceptual insight to unlock the solution.

<p>Problem <i>(Moderate difficulty mathematical reasoning problem)</i></p>
<p>Original Reasoning Model Output <think> <i>[...Full reasoning trace with multiple exploration paths...]</i> </think> <i>(Final answer)</i></p>
<p>Our Method Output <think> I may need some thinking. The key insight here is to recognize that... <i>[...215 tokens capturing essential reasoning steps...]</i> </think> <i>(Final answer)</i></p>
<p>Analysis: Compression ratio of 95.7%. Only the critical reasoning steps are retained, filtering out exploratory tangents and redundant verification loops.</p>

D.3 Full-Hint Example (State III)

Table 9 presents a challenging combinatorics problem that exceeds the instruct model's independent solving capability, necessitating the complete reasoning trace.

D.4 Compression Summary

Table 10 summarizes the token compression achieved across the three cognitive states, demonstrating the effectiveness of our adaptive approach.

Table 9: Full-Hint example: A complex problem requiring comprehensive step-by-step reasoning.

Problem

Given a rational number, write it as a fraction in lowest terms and calculate the product of the resulting numerator and denominator. For how many rational numbers between 0 and 1 will $20!$ be the resulting product?

Our Method Output

<think>

This is a complex question, and it is difficult to provide a direct answer. I need to think deeply about it.

Let me think. We are given a problem about rational numbers between 0 and 1 in lowest terms where numerator \times denominator = $20!$...

For a fraction $\frac{a}{b}$ in lowest terms, we need $\gcd(a, b) = 1$ and $a \cdot b = 20!$...

Wait, let me verify this approach. Since $a < b$ (as the fraction is between 0 and 1), we need to count coprime pairs...

[...14,894 tokens of detailed mathematical reasoning...]

Therefore, the number of such rational numbers equals $2^7 = 128$.

</think>

The answer is 128.

Analysis: No compression applied. This problem requires sophisticated number-theoretic reasoning that lies beyond the instruct model’s independent capability, justifying retention of the complete reasoning trace.

Table 10: Token compression statistics by cognitive state.

State	Median Tokens	Compression	Interpretation
No-Hint	2	99.96%	Direct solution; reasoning unnecessary
Sparse-Hint	215	95.7%	Key insight activates latent capability
Full-Hint	14,894	0%	Complete deliberation required
Weighted Average	5,037	31.5%	Adaptive depth calibration