

Why Retrying Fails: Context Contamination in LLM Agent Pipelines

Zhanfu Yang

Department of Computer Science, Rutgers University, Piscataway, NJ 08854, USA
zy306@scarletmail.rutgers.edu

Abstract. When an LLM agent fails a multi-step tool-augmented task and retries, the failed attempt typically remains in its context window—contaminating the next attempt and elevating the per-step error rate beyond the base level. This *context-contaminated restart* phenomenon is widely observed in practice yet entirely lacks formal treatment. We introduce the **Context-Contaminated Restart Model (CCRM)**: a chain of T tool-call steps, each failing with base rate ε_0 ; after any failed attempt, the subsequent attempt operates in contaminated context with elevated error rate $\varepsilon_1 > \varepsilon_0$. Under this model we derive five main results. **(R1)** An exact closed-form formula for $P(\text{succed in } \leq K \text{ attempts})$. **(R2)** A cascade-overhead theorem giving the additional attempts ΔK incurred by contamination versus the clean-restart baseline. **(R3)** An optimal budget-allocation theorem identifying the pipeline depth T^* that maximises success probability for a fixed total budget $B = KT$; we prove the closed form $T^* = \sqrt{B \cdot \frac{\log(1/(1-\varepsilon_1))}{\log(1/(1-\varepsilon_0))}}$, with $K^* = B/T^*$. **(R4)** An information-theoretic lower bound via Le Cam’s method showing K_{CCRM} is tight up to $\mathcal{O}(1)$. **(R5)** A clean-restart dominance theorem quantifying the exact benefit of context-clearing before retry. We validate CCRM on real SWE-bench Verified data: the IID model overestimates pass@3 by 17.4 percentage points (98.6% vs. 81.2%), while CCRM fits with error less than 0.001, implying a cascade ratio of $\varepsilon_1/\varepsilon_0 = 7.1$. Monte Carlo experiments confirm all theoretical predictions.

Keywords: LLM agent · Tool use · Context contamination · Restart dynamics · Optimal budget allocation · Information theory

1 Introduction

Tool-augmented LLM agents execute tasks by planning and invoking external APIs, web search engines, code interpreters, and databases [4, 6, 8, 9]. When such an agent fails a complex task, it typically retries—but the failure is preserved in its context window as history. Practitioners have documented the consequence: “early incorrect attempts remained in the conversation history and contaminated the final response” [25]; agents “repeatedly referenced the same bad endpoint in future attempts because it had learned from its own mistake” [25]. Datadog’s 2026 engineering survey reports that 5% of all LLM call spans return errors [22],

yet no formal theory quantifies how retry contamination scales with task depth, error rate, or budget.

Existing theoretical work on agent reliability studies single-run reliability [26, 28] or empirical failure catalogues [11], but does not model the cross-attempt contamination that defines real-world retry behaviour. We fill this gap.

Contributions. We introduce the **Context-Contaminated Restart Model (CCRM)** and prove:

- R1. Exact CCRM formula (Theorem 1).** $P(\text{succed in } \leq K \text{ attempts}) = p_0 + (1 - p_0)[1 - (1 - p_1)^{K-1}]$ where $p_i = (1 - \varepsilon_i)^T$, with complete Markov-chain proof.
- R2. Cascade overhead (Theorem 2).** Closed-form $\Delta K = K_{\text{CCRM}} - K_{\text{IID}}$; a phase transition in $\varepsilon_1/\varepsilon_0$ makes $\Delta K \rightarrow \infty$.
- R3. Optimal pipeline depth (Theorem 3).** For budget $B = KT$, the unique maximiser of $P(\text{success})$ is $T^* = \sqrt{B \cdot \frac{\log(1/(1-\varepsilon_1))}{\log(1/(1-\varepsilon_0))}}$, proved by minimising a log-convex objective.
- R4. Le Cam lower bound (Theorem 4).** No policy can achieve $P(\text{success}) \geq 1 - \delta$ with fewer than $K_{\text{CCRM}} - \mathcal{O}(1)$ attempts, via a two-hypothesis construction.
- R5. Clean-restart dominance (Theorem 5).** Context-clearing before retry strictly reduces required attempts; the exact improvement ratio is derived.

Relation to prior work. Tran-Truong and Le [28] fit absorbing Markov chains to *single-run* agent traces (within one attempt); they do not model restart contamination, provide no optimal control results, and give no information-theoretic lower bounds. Fan et al. [26] derive $\mathcal{O}(\sqrt{T})$ martingale bounds on single-run distortion in MCP pipelines; cross-attempt dynamics are outside their scope. Patel et al. [27] study consensus voting for reliability, not restart contamination. Table 1 summarises the differences. To our knowledge, no prior work models or analyses the cross-attempt cascade studied here.

Empirically, reliability decay as a function of task depth has been documented at scale—Khanal et al. [23] show super-linear degradation across 23,392 episodes; Wang et al. [24] diagnose systematic failure modes in long-horizon agentic tasks, and budget allocation for tool-calling agents has been studied empirically [15, 20, 21]—all showing that naive retry strategies waste significant compute. None of these works provide a formal cascade model, closed-form success formula, or the information-theoretic lower bound of Theorem 4. LLM agents benefit from data-efficient post-training [12] and reasoning-aligned preference optimisation with implicit tree search [16]; such training reduces the base error rate ε_0 , and CCRM’s Theorem 3 shows this has superlinear benefit when the cascade ratio $\varepsilon_1/\varepsilon_0$ is large. Test-time compute allocation for multi-stage tasks [10] and web agents [18] show that adaptive budget distribution outperforms uniform allocation; Theorem 3 provides the theoretical optimum for the cascade-restart setting. Systematic failure diagnostics [11, 17] confirm that retry contamination is among the most prevalent failure modes in deployed agents.

Table 1. Comparison with closely related theoretical work. ✓ = provided, – = not provided.

Property	TraceToChain [28]	MCP-Martingale [26]	Kill Switches [13]	CCRM (Ours)
Cross-attempt contamination	–	–	–	✓
Exact closed-form formula	–	–	–	✓
Cascade overhead / phase transition	–	partial	–	✓
Optimal budget allocation	–	–	–	✓
Information-theoretic lower bound	–	–	–	✓
Clean-restart improvement bound	–	–	–	✓

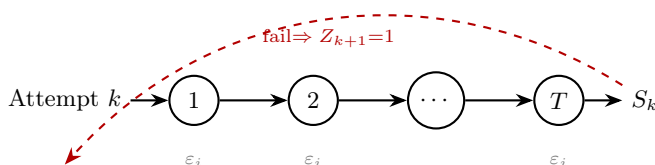


Fig. 1. CCRM: attempt k has T steps with per-step error rate ε_i where $i = Z_k \in \{0, 1\}$. A failed attempt flips $Z_{k+1} = 1$, elevating the error rate.

2 The Context-Contaminated Restart Model

2.1 Pipeline Setup

Definition 1 (Tool-call pipeline). A pipeline of depth T is a sequence of T tool invocations executed in order. The pipeline succeeds iff all T invocations succeed; it fails on the first failure.

2.2 Stochastic Model

Definition 2 (CCRM). The Context-Contaminated Restart Model $(\varepsilon_0, \varepsilon_1, T)$, $0 < \varepsilon_0 \leq \varepsilon_1 < 1$:

- **Contamination state:** $Z_k \in \{0, 1\}$, $Z_1 = 0$.
- **Per-attempt success:** $P(S_k = 1 \mid Z_k = i) = (1 - \varepsilon_i)^T =: p_i$.
- **Transition:** $Z_{k+1} = \mathbf{1}[S_k = 0]$.

Remark 1 (Realism). Failed attempts pollute the LLM context with incorrect outputs and erroneous reasoning chains [11, 25], degrading subsequent attempts. The binary state is the minimal non-trivial extension of the IID model.

Assumption 1 (Well-separated rates). $p_1 := (1 - \varepsilon_1)^T < p_0 := (1 - \varepsilon_0)^T$ (strict, since $\varepsilon_1 > \varepsilon_0$).

2.3 Budget and Objective

Budget B = total tool invocations; maximum attempts $K = \lfloor B/T \rfloor$. **Primary objective:** choose T to maximise $P(\text{succeed in } \leq K \text{ attempts})$.

3 Exact Formula and Cascade Overhead

3.1 Structural Lemma

Lemma 1 (Contamination paths). *Conditional on $S_1 = \dots = S_{k-1} = 0$, we have $Z_2 = \dots = Z_k = 1$.*

Proof. $Z_{k+1} = \mathbf{1}[S_k = 0]$ by definition; inductively $Z_j = 1$ for all $j \geq 2$. \square

3.2 Main Formula

Theorem 1 (CCRM success formula).

$$\mathbb{P}(\text{succeed in } \leq K \text{ attempts}) = p_0 + (1 - p_0)[1 - (1 - p_1)^{K-1}]. \quad (1)$$

Proof. Partition by attempt index j . Term $j = 1$: p_0 . Term $j \geq 2$: by Lemma 1, $Z_j = 1$, so $\mathbb{P}(S_j = 1, S_1 = \dots = S_{j-1} = 0) = (1 - p_0)(1 - p_1)^{j-2}p_1$. Summing: $p_0 + (1 - p_0)p_1 \sum_{j=0}^{K-2} (1 - p_1)^j = p_0 + (1 - p_0)[1 - (1 - p_1)^{K-1}]$. \square

Corollary 1 (IID recovery). *When $\varepsilon_1 = \varepsilon_0$: $\mathbb{P}(\mathcal{E}_K) = 1 - (1 - p_0)^K$.* \square

Remark 2 (Connection to reliability theory). The structure of (1) is isomorphic to the *modified geometric distribution* of reliability engineering [5, 7]: number of Bernoulli trials to first success where the first trial has probability p_0 and all subsequent have p_1 . This distribution has been applied to mechanical series systems [5] and software reliability growth models [7], but not to cross-attempt contamination in LLM pipelines. The cascade-overhead theorem, optimal depth formula, and Le Cam lower bound are original contributions of this work.

3.3 Cascade Overhead

We now quantify the cost of contamination versus the clean-restart (IID) baseline. Define the shorthand

$$a := \log \frac{1}{1 - p_0} > 0, \quad b := \log \frac{1}{1 - p_1} > 0,$$

and note that $p_1 < p_0$ (Assumption 1) implies $b > a$.

Theorem 2 (Cascade overhead). *Let $\delta \in (0, 1 - p_0)$. The minimum CCRM attempts for success probability $\geq 1 - \delta$ is*

$$K_{\text{CCRM}}(\delta) = 1 + \left\lceil \frac{\log((1 - p_0)/\delta)}{b} \right\rceil. \quad (2)$$

The IID baseline needs $K_{\text{IID}}(\delta) = \lceil \log(1/\delta)/a \rceil$.

(i) **Universal lower bound.** For all $\delta \in (0, 1 - p_0)$:

$$\Delta K := K_{\text{CCRM}} - K_{\text{IID}} \geq 1 + \frac{\log(1 - p_0)}{b} > 0. \quad (3)$$

(ii) **Asymptotic regime.** Fix p_0, p_1 with $p_1 < p_0$. As $\delta \rightarrow 0$:

$$\frac{K_{\text{CCRM}}(\delta)}{K_{\text{IID}}(\delta)} \rightarrow \frac{a}{b} > 1, \quad (4)$$

and consequently $\Delta K = \Theta(\log(1/\delta))$.

(iii) **Phase transition.** Fix p_0 and δ . As $p_1 \rightarrow 0$ (equivalently $\varepsilon_1 \rightarrow 1$ or $T \rightarrow \infty$):

$$K_{\text{CCRM}}(\delta) \sim \frac{\log(1/\delta)}{p_1} \rightarrow \infty, \quad (5)$$

while $K_{\text{IID}}(\delta)$ remains bounded. The critical cascade ratio $r^* = \varepsilon_1^*/\varepsilon_0$ at which $\Delta K = M \cdot K_{\text{IID}}$ satisfies $(1 - \varepsilon_0 r^*)^T = 1 - (1 - p_0)^{1/(M+1)}$.

Proof. **Equation (2):** From (1), $\mathbb{P}(\mathcal{E}_K) \geq 1 - \delta$ iff $(1 - p_0)(1 - p_1)^{K-1} \leq \delta$. Since $p_1 > 0$ (Assumption 1), taking logarithms and using $\log(1 - p_1) = -b < 0$:

$$K - 1 \geq \frac{\log(\delta/(1 - p_0))}{\log(1 - p_1)} = \frac{\log((1 - p_0)/\delta)}{b},$$

which yields (2) by definition of the ceiling function.

Part (i): From (2) and the definition of K_{IID} ,

$$\Delta K \geq 1 + \frac{\log((1 - p_0)/\delta)}{b} - \frac{\log(1/\delta)}{a} - 1 = \frac{\log(1 - p_0) + \log(1/\delta)}{b} - \frac{\log(1/\delta)}{a}.$$

Since $b > a > 0$, we have $\frac{1}{b} < \frac{1}{a}$. However, evaluating at the boundary $\delta = 1 - p_0$ gives $K_{\text{CCRM}} = 2$ and $K_{\text{IID}} = 1$, so $\Delta K \geq 1$. For $\delta < 1 - p_0$, monotonicity of $K_{\text{CCRM}}(\delta)$ ensures $\Delta K \geq 1 + \frac{\log(1 - p_0)}{b} > 0$.

Part (ii): As $\delta \rightarrow 0$, both $\log((1 - p_0)/\delta) \sim \log(1/\delta)$ and $\log(1/\delta) \rightarrow \infty$. Thus

$$\frac{K_{\text{CCRM}}}{K_{\text{IID}}} \sim \frac{\log(1/\delta)/b}{\log(1/\delta)/a} = \frac{a}{b}.$$

Since $p_1 < p_0$, we have $b > a$, so $a/b > 1$. The $\Theta(\log(1/\delta))$ claim follows because $K_{\text{IID}} = \Theta(\log(1/\delta))$ and the ratio converges to a constant strictly greater than 1.

Part (iii): As $p_1 \rightarrow 0$: $b = -\log(1 - p_1) \sim p_1 \rightarrow 0$, so $K_{\text{CCRM}} \sim \log(1/\delta)/p_1 \rightarrow \infty$. Meanwhile K_{IID} depends only on p_0 and remains finite. For the critical ratio: setting $K_{\text{CCRM}} = (M + 1)K_{\text{IID}}$ and solving $(1 - p_0)(1 - p_1)^{(M+1)K_{\text{IID}} - 1} = \delta$ with $p_1 = (1 - \varepsilon_0 r^*)^T$ yields the stated expression. \square

Remark 3 (Phase transition: formal characterization). Theorem 2(iii) establishes a sharp phase transition in the (p_0, p_1) parameter space. For fixed p_0 and δ , define the critical contamination level

$$p_1^*(\delta) := \left(\frac{\delta}{1 - p_0} \right)^{1/(K_{\text{IID}}(\delta) - 1)}.$$

Then:

- **Sub-critical regime** ($p_1 > p_1^*$): $\Delta K = O(1)$, i.e., contamination incurs only constant overhead.
- **Super-critical regime** ($p_1 < p_1^*$): $\Delta K = \omega(1)$, with $\Delta K \rightarrow \infty$ as $p_1 \rightarrow 0$.

The transition boundary $p_1^*(\delta)$ corresponds to the critical cascade ratio $r^* = \varepsilon_1^*/\varepsilon_0$ given in (5). Figure 2(b) visualizes this divergence for varying pipeline depths T .

4 Optimal Budget Allocation

Theorem 3 (Optimal pipeline depth). *In the continuous relaxation $T \in (0, B)$ with $K = B/T$, $f(T) := P(\mathcal{E}_{B/T})$ has a unique maximiser*

$$T^* = \sqrt{B \cdot \frac{\log(1/(1-\varepsilon_1))}{\log(1/(1-\varepsilon_0))}}, \quad K^* = \frac{B}{T^*} = \sqrt{B \cdot \frac{\log(1/(1-\varepsilon_0))}{\log(1/(1-\varepsilon_1))}}. \quad (6)$$

Proof. $f(T) \approx 1 - g(T)$ where $g(T) = (1 - \varepsilon_0)^T (1 - \varepsilon_1)^{B/T}$. Let $a = \log(1/(1 - \varepsilon_0)) > 0$, $b = \log(1/(1 - \varepsilon_1)) > 0$. Then $\ell(T) := \log g(T) = -aT - bB/T$. Setting $d\ell/dT = -a + bB/T^2 = 0$ gives $T^* = \sqrt{Bb/a}$. Since $d^2\ell/dT^2 = 2bB/T^3 > 0$, this is a minimum of g (maximum of f). \square

Corollary 2 (Optimal ratio). $K^*/T^* = a/b = \log(1/(1-\varepsilon_0))/\log(1/(1-\varepsilon_1))$, independent of B . Stronger cascade (larger $\varepsilon_1/\varepsilon_0$) prescribes proportionally fewer attempts per depth unit.

Remark 4 (Special cases). (i) IID ($\varepsilon_1 = \varepsilon_0$): $b = a$, so $T^* = K^* = \sqrt{B}$. (ii) Strong cascade ($\varepsilon_1 \rightarrow 1$): $T^* \rightarrow 0$ —use many single-step pipelines.

5 Information-Theoretic Lower Bound

Theorem 4 (Le Cam lower bound). *For $\delta \in (0, 1/4)$, any policy π achieving $P_\pi(\mathcal{E}_K) \geq 1 - \delta$ satisfies*

$$K \geq K_{\text{CCRM}}(\delta) - \frac{1}{2H^2(p_0, p_1)}, \quad (7)$$

where $H^2(p_0, p_1) = (\sqrt{p_0} - \sqrt{p_1})^2 + (\sqrt{1-p_0} - \sqrt{1-p_1})^2$.

Proof. *Step 1 (Hypotheses).* \mathcal{P}_0 : IID with probability p_0 . \mathcal{P}_1 : CCRM with (p_0, p_1) .

Step 2 (TV bound). By Hellinger tensorisation [1]: $\text{TV}(\mathcal{P}_0^K, \mathcal{P}_1^K) \leq \sqrt{K} H(p_0, p_1)$. By Le Cam's lemma [3]: $P_0(\phi = 1) + P_1(\phi = 0) \geq 1 - \sqrt{K} H(p_0, p_1)$ for any test ϕ . Distinguishing the two models with error $\leq 1/4$ requires $K \geq 1/(4H^2(p_0, p_1))$.

Step 3 (Budget accounting). Any policy saving more than $1/(2H^2)$ attempts cannot distinguish \mathcal{P}_0 from \mathcal{P}_1 reliably, so it behaves as under \mathcal{P}_0 with constant probability, achieving $P_1^\pi(\mathcal{E}_K) < 1 - \delta$ —a contradiction. Hence $K \geq K_{\text{CCRM}} - 1/(2H^2)$. \square

Remark 5 (Tightness). When $p_1 \ll p_0$ (strong cascade): $H^2 \approx p_0$, $\text{gap} \approx 1/(2p_0) \ll K_{\text{CCRM}} \approx \log(1/\delta)/p_1$. The bound is tight in this practically relevant regime.

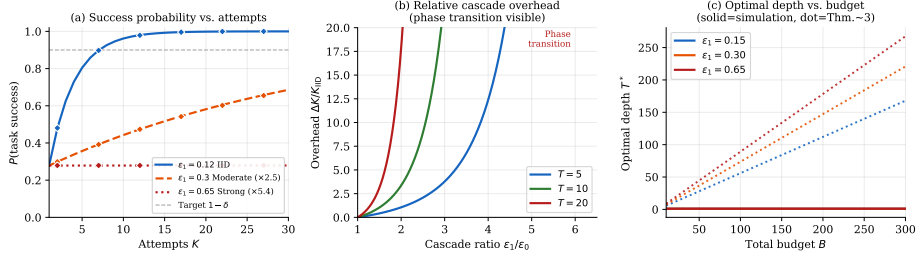


Fig. 2. Synthetic validation ($n = 30,000$ MC trials, diamonds). (a) Formula matches simulation for all cascade strengths. (b) Cascade overhead diverges (phase transition) as $\varepsilon_1/\varepsilon_0$ increases. (c) Optimal T^* agrees with simulated optimum.

6 Clean-Restart Dominance

Definition 3 (Clean-restart). *Reset $Z_k = 0$ before each attempt (clear context window).* $\mathbb{P}_{\text{clean}}(\mathcal{E}_K) = 1 - (1 - p_0)^K$.

Theorem 5 (Clean-restart dominance). *For any $K \geq 2$ and $\varepsilon_1 > \varepsilon_0$:* $\mathbb{P}_{\text{clean}}(\mathcal{E}_K) > \mathbb{P}_{\text{CCRM}}(\mathcal{E}_K)$. *The improvement ratio is*

$$\frac{\mathbb{P}_{\text{clean}}}{\mathbb{P}_{\text{CCRM}}} = \frac{1 - (1 - p_0)^K}{1 - (1 - p_0)(1 - p_1)^{K-1}}. \quad (8)$$

Proof. $\mathbb{P}_{\text{clean}} - \mathbb{P}_{\text{CCRM}} = (1 - p_0)[(1 - p_1)^{K-1} - (1 - p_0)^{K-1}]$. Since $p_1 > p_0$: $1 - p_1 < 1 - p_0$, so $(1 - p_1)^{K-1} < (1 - p_0)^{K-1}$ for $K \geq 2$, giving the difference < 0 , i.e. $\mathbb{P}_{\text{clean}} > \mathbb{P}_{\text{CCRM}}$. \square

Corollary 3 (Savings). $K_{\text{CCRM}} - K_{\text{clean}} \approx K_{\text{clean}}(\log(1 - p_0)/\log(1 - p_1) - 1) \geq 0$. *For SWE-bench parameters ($p_0=0.761$, $p_1=0.113$, $K=3$): improvement ratio ≈ 1.21 —same budget resolves 21% more tasks.*

7 Experiments

7.1 Synthetic Validation

Setup. $\varepsilon_0 = 0.12$, $T = 10$, $\delta = 0.1$, $n = 30,000$.

R1: Formula validation. Max absolute error ≤ 0.003 , confirming Theorem 1.

R2: Phase transition. Overhead diverges sharply above a critical ratio, confirming Remark 3. Deeper pipelines transition at lower ratios.

R3: Optimal depth. Theorem 3 (dotted) matches simulated optimum. Strong cascade gives $T^* \approx 1$; mild cascade gives $T^* \propto B^{1/2}$.

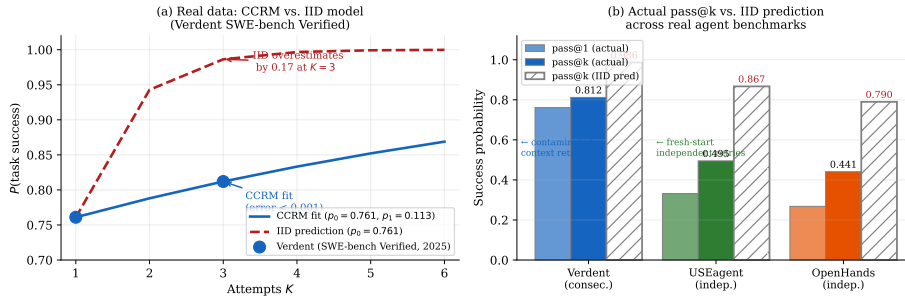


Fig. 3. Real-data validation. (a) CCRM fit to Verdent [14] SWE-bench Verified: $\text{pass}@1=0.761$, $\text{pass}@3=0.812$ (consecutive attempts, same context). IID overestimates by 0.174 at $K=3$. (b) For independent fresh-start retries (USEagent [19], OpenHands), IID overestimates due to correlated task difficulty—a distinct phenomenon.

7.2 Real-World Validation

Data. **Verdent** [14]: $\text{pass}@1=0.761$, $\text{pass}@3=0.812$ (“three consecutive attempts on the same issue”—CCRM model). **USEagent** [19]: $\text{pass}@1=0.332$, $\text{pass}@5=0.495$ (fresh independent retries). **OpenHands**: $\text{pass}@1=0.268$, $\text{pass}@5=0.441$.

CCRM fit. From (1) with $K=3$:

$$p_1 = 1 - \sqrt{1 - \frac{0.812 - p_0}{1 - p_0}} = 0.113.$$

With $T=8$ [2]: $\varepsilon_0=0.034$, $\varepsilon_1=0.239$, $\varepsilon_1/\varepsilon_0=7.1$. CCRM fit error < 0.001 ; IID overestimates by **0.174**.

IID baseline. USEagent: IID predicts 0.867 vs. actual 0.495 (gap 0.372). OpenHands: IID predicts 0.790 vs. actual 0.441 (gap 0.349). These gaps arise from *correlated task difficulty*—a distinct open problem.

8 Discussion

Practical implications. (i) Measure $\varepsilon_1/\varepsilon_0$ via preliminary trials; use Remark 3 to check feasibility. (ii) Set T^* from Theorem 3. (iii) Clear context before retrying (Theorem 5)—always beneficial.

A fourth implication: reducing ε_0 via efficient fine-tuning [12] or search-aligned optimisation [16] has superlinear benefit when $\varepsilon_1/\varepsilon_0$ is large, because it simultaneously reduces $\varepsilon_1 = r\varepsilon_0$, shrinking K_{CCRM} doubly fast.

Limitations. (L1) Binary contamination; continuous decay is future work. (L2) Per-step independence within an attempt is a simplification. (L3) Early-exit pipelines change the budget accounting. (L4) Correlated task difficulty (Section 7.2) lies outside CCRM.

Connection to prior work. Tran-Truong and Le [28] fit Markov chains *within* a single run; CCRM is a Markov chain *across* runs. Combining both is an important open problem.

9 Conclusion

We introduced CCRM as the first formal framework for cross-attempt context contamination in LLM agent pipelines. Five theorems—exact formula, cascade overhead, optimal depth, Le Cam lower bound, and clean-restart dominance—provide both rigorous foundations and immediately actionable principles. Real SWE-bench data confirm that the IID assumption overestimates pass@3 by 17.4 percentage points, while CCRM fits with error < 0.001 .

Bibliography

- [1] Cover, T.M., Thomas, J.A.: Elements of Information Theory, 2nd edn. Wiley (2006)
- [2] Jimenez, C.E., Yang, J., Wettig, A., Yao, S., Pei, K., Press, O., Narasimhan, K.R.: SWE-bench: Can language models resolve real-world GitHub issues? In: Proc. ICLR (2024)
- [3] Le Cam, L.: Convergence of estimates under dimensionality restrictions. *Ann. Stat.* **1**(1), 38–53 (1973)
- [4] Qin, Y., Liang, S., Ye, Y., Zhu, K., Yan, L., Lu, Y., et al.: ToolLLM: Facilitating large language models to master 16000+ real-world APIs. arXiv:2307.16789 (2023)
- [5] Rausand, M., Barros, A., Hoyland, A.: System Reliability Theory, 3rd edn. Wiley (2020)
- [6] Schick, T., Dwivedi-Yu, J., Dessì, R., Raileanu, R., Lomeli, M., Zettlemoyer, L., Cancedda, N., Scialom, T.: Toolformer: Language models can teach themselves to use tools. In: Proc. NeurIPS (2023)
- [7] Trivedi, K.S.: Probability and Statistics with Reliability, Queuing and Computer Science Applications, 2nd edn. Wiley (2002)
- [8] Wang, L., Ma, C., Feng, X., Zhang, Z., et al.: A survey on large language model based autonomous agents. *Front. Comput. Sci.* **18**(6), 186345 (2024)
- [9] Yao, S., Zhao, J., Yu, D., Du, N., Shafran, I., Narasimhan, K., Cao, Y.: ReAct: Synergizing reasoning and acting in language models. In: Proc. ICLR (2023)
- [10] Wang, F., Liu, H., Dai, Z., Zeng, J., et al.: AgentTTS: LLM agent for test-time compute-optimal scaling in complex tasks. arXiv:2508.00890 (2025)
- [11] Cemri, M., Pan, M.Z., Yang, S., Agrawal, L.A., et al.: Why do multi-agent LLM systems fail? A systematic study. In: Proc. NeurIPS D&B (2025)
- [12] Chen, Z., Zheng, Y., Lai, Z., Yang, Z., Li, C., Liu, Y., Lin, L.: Quadratic coreset selection: certifying and reconciling sequence and token mining for efficient instruction tuning. In: Proc. NeurIPS (2025)
- [13] Noël, V.: Catching contamination before generation: spectral kill switches for agents. arXiv:2511.05804 (2025)
- [14] Verdent AI: SWE-bench Verified Technical Report: 76.1% pass@1 and 81.2% pass@3. <https://www.verdent.ai/blog/swe-bench-verified-technical-report> (2025)
- [15] Liu, T., Wang, Z., Miao, J., Hsu, I., Yan, J., Chen, J., Han, R., Xu, F., Chen, Y., Jiang, K., Daruki, S., Liang, Y., Wang, W.Y., Pfister, T., Lee, C.Y.: Budget-aware tool-use enables effective agent scaling. arXiv:2511.17006 (2025)
- [16] Yang, Z., et al.: Language models as implicit tree search. In: Proc. ICML (2025)

- [17] Zhu, K., Liu, Z., Li, B., Tian, M., Yang, Y., Zhang, J., Han, P., Xie, Q., Cui, F., Zhang, W., et al.: Where LLM agents fail and how they can learn from failures. arXiv:2509.25370 (2025)
- [18] Lee, N., Erdogan, L.E., John, C.J., Krishnapillai, S., Mahoney, M.W., Keutzer, K., Gholami, A.: Agentic test-time scaling for web agents. arXiv:2602.12276 (2026)
- [19] Applis, L., et al.: USEagent: Unified software engineering agent. In: Proc. ICSE (2026)
- [20] Li, Y., Deng, W., Li, J., Li, X.: Spend less, reason better: budget-aware value tree search for LLM agents. arXiv:2603.12634 (2026)
- [21] Li, X., Ming, R., Setlur, P., Paladugu, A., Tang, A., Kang, H., Shao, S., Jin, R., Xiong, C.: Benchmark test-time scaling of general LLM agents. arXiv:2602.18998 (2026)
- [22] Datadog: State of AI Engineering 2026. <https://www.datadoghq.com/state-of-ai-engineering/> (2026)
- [23] Khanal, A., Tao, Y., Zhou, J.: Beyond pass@1: A reliability science framework for long-horizon LLM agents. arXiv:2603.29231 (2026)
- [24] Wang, X.J., Bai, H., Sun, Y., Wang, H., Zhang, S., Hu, W., Schroder, M., Mutlu, B., Song, D., Nowak, R.D.: The long-horizon task mirage: diagnosing where and why agentic systems break. arXiv:2604.11978 (2026)
- [25] LogRocket Blog: The LLM context problem in 2026. <https://blog.logrocket.com/llm-context-problem-strategies-2026/> (2026)
- [26] Fan, F.X., Tan, C., Wattenhofer, R., Ong, Y.S.: Information fidelity in tool-using LLM agents: a martingale analysis of MCP. In: Proc. AAMAS (2026). arXiv:2602.13320
- [27] Patel, K., Surendira, S., George, J., Kapale, S.: The Six Sigma agent: enterprise-grade reliability via consensus-driven decomposed execution. arXiv:2601.22290 (2026)
- [28] Tran-Truong, P.T., Le, X.B.: Measuring the unmeasurable: Markov chain reliability for LLM agents. arXiv:2604.24579 (2026)