
MathConstraint: Automated Generation of Verified Combinatorial Reasoning Instances for LLMs

Viresh Pati^{1†}, Zhengyu Li¹, Piyush Jha¹, Rahul Garg¹, Yatharth Sejjal², Vijay Ganesh^{1†}

¹Georgia Institute of Technology, USA ²KNOWIDEA Technologies

[†]{vireshpati, vganesh}@gatech.edu

Abstract

We introduce MATHCONSTRAINT, a hard, adaptive benchmark for evaluating the combinatorial reasoning capabilities of LLMs. We combine constraint satisfaction problems with rigorous solver-based verification and design an adaptive generator to create instances that remain challenging as the LLMs improve in their reasoning capabilities. Unlike existing benchmarks that quickly saturate on fixed datasets or use LLM-as-a-judge for checking solutions, MATHCONSTRAINT uses parameterized problem types that enable scalable generation of arbitrarily difficult and automatically verifiable instances. We release MATHCONSTRAINT-EASY (266 instances), on which frontier models achieve between 72.6% (GEMINI-3.1-FLASH-LITE) and 87.6% (GPT-5.5) accuracy, and MATHCONSTRAINT (329 instances) on which the same models drop to between 18.5% (CLAUDE-4.6-SONNET) and 66.9% (GPT-5.5) accuracy, demonstrating the resilience of our benchmark generator against rapid progress in LLM reasoning capabilities. We evaluate 12 frontier and open-weight models with and without access to a sandboxed Python environment that includes generic SAT/SMT solvers. Tool access roughly doubles frontier accuracy on MATHCONSTRAINT (mean +28pp; up to +52pp for CLAUDE-4.6-SONNET). Further, halving the tool-call budget from 8 to 4 rounds erases up to 37 points — a sensitivity that most single-budget benchmarks miss. We release the generator, dataset, and evaluation harness as a robust environment for studying combinatorial reasoning and tool-use behavior under adversarially-tunable difficulty.

1 Introduction

Large language models are improving quickly on mathematical and algorithmic tasks, but evaluating that progress reliably is becoming harder. Fixed benchmarks saturate, public leaderboards age quickly, and contamination becomes increasingly difficult to rule out as models ingest larger fractions of the open web and common benchmark corpora. These problems are especially acute for reasoning tasks, where a benchmark can stop being useful long before it stops being cited. What is needed is not merely another static test set, but a benchmark generator: evaluation infrastructure that can keep producing fresh, hard, automatically gradable instances as model capabilities change.

Combinatorial reasoning is a particularly attractive setting for such infrastructure. Many combinatorial problems admit a natural difficulty dial through instance size or structural parameters; the answer space is too large to memorize; and correctness is brittle, since a single violated constraint invalidates an otherwise plausible solution. At the same time, these tasks are well matched to exact solvers, which makes it possible to grade outputs against solver-verified ground truth rather than relying on heuristics or LLM-as-a-judge. This combination of scalable hardness and rigorous verification makes combinatorial reasoning a natural stress test for LLMs.

Recent NP-hard and SAT-oriented evaluations demonstrate that combinatorial reasoning remains challenging for current models, but many are fixed collections of instances or narrow slices of problem families [25, 63, 59, 40]. Verified mathematical benchmarks provide strong grading guarantees, but often emphasize proof or olympiad-style mathematics rather than broad, parameterized combinatorial search and reasoning [66, 55, 5]. Finally, adaptive benchmarks mitigate saturation and contamination, yet typically do not pair continuous difficulty control with solver-backed verification over a broad pool of combinatorial families [60, 6, 62].

We introduce MATHCONSTRAINT to combine these ingredients in a single evaluation framework. MATHCONSTRAINT is an adaptive benchmark generator for combinatorial reasoning. Starting from parameterized problem families drawn from constraint programming and graph construction domains, it automatically writes natural-language problem instances, uses a solver to determine the correct answer, and, when a concrete solution exists, stores a solver-verified example solution. Because difficulty is controlled through generation rather than through a fixed test set, the same framework can be rerun at cranked parameters to produce harder benchmarks without changing the prompt format or the verification contract. This makes MATHCONSTRAINT better viewed as evaluation infrastructure than as a one-off benchmark release.

This setup also lets us study tool use in a way that is tightly coupled to reasoning quality. We evaluate models both without tools and with access to a sandboxed Python environment that includes generic SAT/SMT solving support. In this regime, performance depends not only on whether a model can reason about a combinatorial instance, but also on whether it can encode the problem correctly, decide when to delegate to a solver, and manage a limited sequence of tool calls. Our experiments show that solver access substantially changes the leaderboard, and that measured accuracy is highly sensitive to the available tool budget. Together, these results suggest that budgeted tool use is not an implementation detail of evaluation, but a representative capability in its own right. We introduce $SIM@k$, a replay metric that scores logged traces under smaller tool budgets, and show that measured accuracy is highly sensitive to that budget. Strong performance requires not just abstract reasoning, but effective orchestration of external computation under constraints.

Our contributions are:

1. We introduce MATHCONSTRAINT, an adaptive benchmark framework that generates parameterized constraint-programming and graph/SAT-style problem types, with solver-certified satisfiability labels and verifier-checked candidate witnesses.
2. We instantiate this framework as two evaluation datasets, MATHCONSTRAINT-EASY (266 instances, 25 types) and MATHCONSTRAINT (329 instances, 39 types), and demonstrate adaptive resistance to saturation. Frontier no-tools accuracy falls from 72.6–87.6% on MATHCONSTRAINT-EASY to 18.5–66.9% on MATHCONSTRAINT.
3. We evaluate 12 frontier and open-weight models across no-tools and tool-enabled settings. On MATHCONSTRAINT, only 3/12 models exceed 50% accuracy without tools, while tool access raises mean accuracy by 28 percentage points and improves CLAUDE-4.6-SONNET by 52 points.
4. We introduce $SIM@k$, a tool-budget replay metric, and highlight tool-use efficiency as a first-class dimension of combinatorial reasoning abilities: halving the budget from 8 to 4 rounds erases up to 37 pp of accuracy.
5. We release an open source library for evaluating LLMs with agentic tool-use capabilities on combinatorial reasoning tasks. Our evaluation code is available at this link. Our datasets, MATHCONSTRAINT and MATHCONSTRAINT-EASY are available on HuggingFace.

2 Related Work

In this section, we discuss important prior approaches to evaluating the combinatorial and mathematical reasoning abilities of LLMs.

Combinatorial and NP-hard reasoning benchmarks. Combinatorial search is a natural stress test for LLMs. Hardness rises continuously with problem size, the answer space is too large to memorize, and a single missed constraint makes a candidate wrong. A recent line of work grounds this evaluation in computational complexity, anchored by NPHARDEVAL [25] and NPPC [63];

NP-ENGINE [38] pushes the same idea toward optimization reasoning. A second line stays close to constraint-programming and SAT. ZEBRALOGIC [40] indexes hardness by Z3 conflict count and reports a sharp accuracy collapse with scale, a pattern echoed by SATBENCH [59], by the natural-language combinatorial-optimization suite of Jiang et al. [31], and by ENIGMATA [10]. Graph and logic-puzzle variants such as GRAPHARENA [53] and HARDCORELOGIC [39] extend the lens to structured objects and long-tail rule shifts. CO-BENCH [52] sits a level above by scoring agents that design solvers, while MATHCONSTRUCT [5] applies programmatic verifiers to constructive Olympiad problems that are themselves often NP-hard.

Verified mathematical benchmarks As LLMs are deployed on longer and more open-ended mathematics, automatic verification with formal contracts becomes essential for grading at scale [32]. Verified benchmarks such as MINIF2F [66] and PUTNAMBENCH [55] provide olympiad- and Putnam-level targets that have driven a substantial body of prover work in Lean4 [18]. A complementary thread verifies the object a model produces rather than its proof, via Python checkers in MATHCONSTRUCT [5] or SAT-solver ground truth in SATBENCH [59].

Adaptive and contamination-resistant benchmarks. Frontier capabilities now advance on a timescale that outpaces benchmark construction. Any fixed test set is on borrowed time, as leaderboards saturate, and contamination from training data becomes hard to rule out. LIVEBENCH [60] and MATHARENA [6] respond by drawing continuously from newly released competitions, the latter producing direct contamination evidence on AIME 2024. GSM-SYMBOLIC [44] shows that even surface symbolic re-skinning of GSM8K [14] can move accuracy by tens of points. More recently, MATHDUELS [62] lets difficulty co-evolve with participants by casting evaluation as self-play between authors and solvers, FRONTIERCS [42] curates open-ended tasks from expert programmers, and the ARC-AGI series [11, 12] pursues memorization-resistant puzzles by design. Together, these efforts mark a shift away from one-shot benchmarks and toward evaluation infrastructure that is expected to keep producing harder problems as models improve and inspire our benchmark in this way.

Tool-use evaluation benchmarks. Tool use is now a frontier capability in its own right. Deciding when to delegate to a solver, search engine, or interpreter is at least as load-bearing as the underlying reasoning. BFCL [47] anchors a line that scores whether tool calls are well-formed, largely orthogonal to the reasoning content of the call. Mathematical benchmarks have begun reporting paired runs with and without a Python sandbox. Both MATHCONSTRUCT [5] and MATHARENA [6] observe that code access roughly doubles accuracy at a several-fold cost increase. Most mathematical tool-use benchmarks employ a single tool call budget (MATHCONSTRUCT uses a 4 round budget). We identify this as a category gap and analyze tool use under varied synthetic budgets in Section 4.2.

3 MathConstraint

MATHCONSTRAINT is a generator-verifier loop for natural-language combinatorial decision problems. A released dataset is a finite slice of this loop. Each instance carries a prompt, a backend encoding, a solver-certified polarity, optional witness data, difficulty metadata, and a verifier contract. This section describes the generator first, then the evaluation interface used in our experiments.

3.1 Problem Families

MATHCONSTRAINT contains 39 parameterized problem types. Each type is a decision problem: the model must either produce a witness satisfying all constraints, or correctly report that no witness exists. The registry spans combinatorial designs (BIBD, Hadamard matrices, Latin squares), graph threshold problems (maximum clique, vertex cover, k -colorability), number-theoretic and sequence constructions (Golomb rulers, van der Waerden colorings), placement and scheduling problems (n -queens, social golfers), and extremal graph-construction tasks (Ramsey graphs, triangle-free graphs).

Encodings come from two solver-facing backends. The `pycsp3-models`¹ corpus supplies constraint-programming formulations solved with general-purpose CP/SAT backends [37]. The `pysms` library² supplies SAT encodings with symmetry-breaking predicates for extremal graph families [35]. The backends are not exposed to the model in the no-tools condition; they define the ground-truth and verification semantics.

A detailed description of the problem set can be found in Section D and Section I.

3.2 Automated Generation

Generation is profile-driven. A profile names types, parameter domains, per-type counts, prompt templates, and a seed. For each sampled parameter tuple, the generator instantiates the backend encoding, solves it with the reference solver, renders the prompt, and writes a self-contained record.

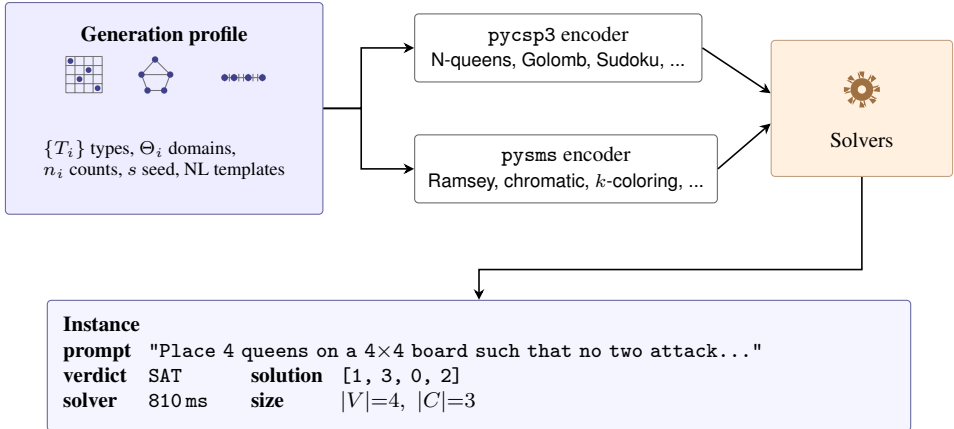


Figure 1: Generation pipeline. A profile samples from a large registry of problem types and a parameter domain. Each instance is encoded via `pycsp3` or `pysms` and solved by the reference back-end, producing an output bundling the natural-language prompt with solver-verified ground truth.

Polarity. Polarity is determined by the reference solver after parameter sampling. We do not balance SAT and UNSAT by construction; the split is induced by the parameter domains of each problem type. `MATHCONSTRAINT` is 69.3% SAT, while `MATHCONSTRAINT-EASY` is 77.4% SAT. UNSAT instances are first-class: the model must identify infeasibility rather than provide a witness, and the verifier applies the same polarity contract to both tool and no-tool runs.

Partial assignments. SAT instances may include a partial assignment that fixes a subset of decision-variable positions to values from a reference solution. These fixed values are appended to the prompt and enforced by the verifier. Partial assignments create a scaffolding axis orthogonal to instance size. They can reduce search while preserving the same formal constraint system.

Difficulty. Each instance records reference solver wall time. We also store structural proxies such as variable counts, constraint counts, edge counts, and a search-space estimate when available. Difficulty is tunable before generation by changing profile ranges, and after generation by filtering on recorded solver metadata.

3.3 Verification and Tool Interface

Verification is handled by formal contracts. A response is parsed as a satisfiability claim plus an optional solution. UNSAT claims are compared to the solver-certified polarity. SAT claims are graded up to isomorphism. The candidate is injected as hard unit constraints on top of the original encoding

¹<https://github.com/xcsp3team/PyCSP3-models>

²<https://github.com/markirch/sat-modulo-symmetries>

Table 1: Generation-time difficulty of the released datasets. Solver-time columns report reference solver wall time in seconds.

Component	n	Types	SAT	p50	p90	p99	Max
MATHCONSTRAINT-EASY	266	25	206 (77.4%)	0.20	1.79	11.8	56.5
MATHCONSTRAINT	329	39	228 (69.3%)	2.52	75.6	653	1372

and re-solved, so any witness in the same canonical equivalence class is accepted. This grades the submitted object, not a textual derivation, and naturally handles multiple correct solutions.

We evaluate each model in two conditions. In `NO_TOOLS`, the model returns only a final JSON answer. In `TOOLS`, the model may interleave reasoning with calls to `execute_python`, a sandboxed Python interpreter with generic SAT/SMT libraries, and must finish with `submit_answer`. The tool budget is capped at eight rounds. If a model reaches the cap without an explicit submission, the evaluator force-submits the final natural-language response through a strict parser; we report this behavior separately in Table 21. Metric definitions are given in Section C.

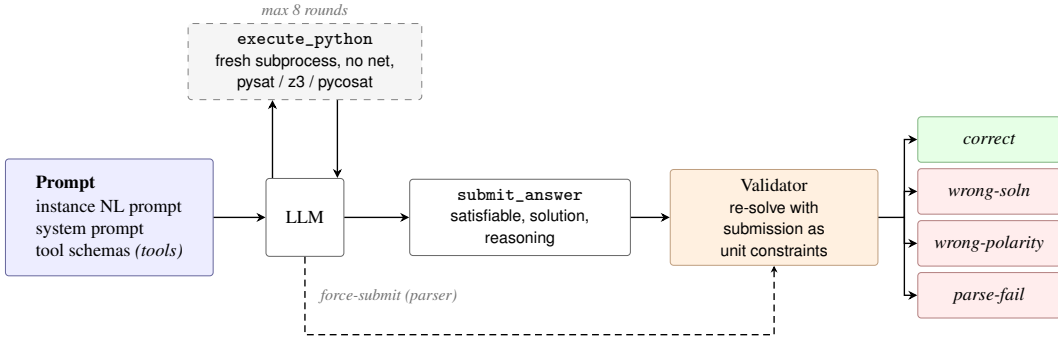


Figure 2: Evaluation pipeline. The model interleaves `execute_python` (sandboxed, max 8 rounds) and `submit_answer`; on budget exhaustion the parser force-submits the last NL response. The validator re-solves with the submission injected as constraints, distinguishing four outcomes.

3.4 Adaptivity

MATHCONSTRAINT’s adaptivity is a crucial property of the framework. The generator-verifier-filter loop (Figure 3) can be rerun by changing parameter ranges, changing the frontier-model admission filter, or adding new families from `pysp3-models` (which contains over 400 problem models) and `pysms` (for graph problems). Like MATHARENA, we treat benchmark refresh as an explicit release cycle rather than a one-time dataset construction, and adopt a similar refresh cadence. However, each refresh is manufactured from our own parameterized, solver-backed registry rather than harvested from new external competitions [6]. MATHCONSTRAINT-EASY and MATHCONSTRAINT are the first two slices from this loop. MATHCONSTRAINT-EASY is retained as a lower-difficulty slice, while the headline MATHCONSTRAINT release reruns the same machinery with harder profile regimes and admits instances that remain discriminative under frontier-model evaluation.

4 Evaluation

Setup. We evaluate twelve models. Ten are frontier or near-frontier systems: GPT-5.5 [46], CLAUDE-OPUS-4.7 [3], CLAUDE-4.6-SONNET [4], GEMINI-3.1-PRO and GEMINI-3.1-FLASH-LITE [19], GROK-4.20 [61], DEEPSEEK-V4-PRO and DEEPSEEK-V4-FLASH [20], QWEN3.6-PLUS [48], and KIMI-K2.6 [54]. The remaining two are open-weight baselines: GPT-OSS-120B [1] and LLAMA-3.3-70B-INSTRUCT [27]. Models are accessed through OpenRouter at temperature 0; model configuration, pricing, and implementation details are in Sections A and E.

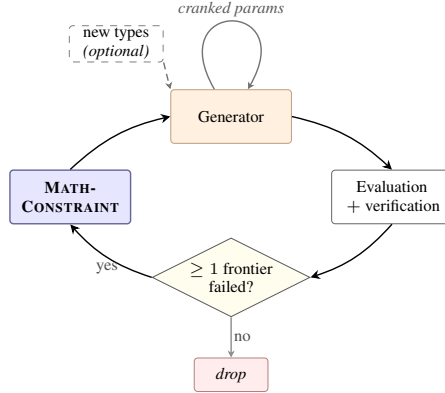


Figure 3: Adaptivity loop. The generator produces candidates; each is evaluated and verified, and admitted into MATHCONSTRAINT only if at least one frontier model fails. MATHCONSTRAINT feeds back into the generator, which cranks parameters across cycles (self-loop) and may optionally introduce new problem types. The benchmark refreshes itself as models improve.

4.1 Main Results

The adaptive refresh: EASY to MATHCONSTRAINT. Tables 2 and 3 show that rerunning the generator with harder profiles restores discrimination. Among frontier and near-frontier systems, mean no-tools accuracy falls from 80.5% on MATHCONSTRAINT-EASY to 42.0% on MATHCONSTRAINT; across all twelve models, the number above 70% drops from 10 to 0, and the number above 50% drops from 11 to 3. The headline MATHCONSTRAINT benchmark remains challenging and unsaturated: GPT-5.5 solves 220/329 (66.9%), GROK-4.20 solves 191/329 (58.1%), and the cohort spans down to CLAUDE-4.6-SONNET at 18.5%.

The witness gap. Across no-tools runs, SAT-polarity accuracy systematically exceeds end-to-end verifier accuracy. The gap (Table 24) is largest for LLAMA-3.3-70B-INSTRUCT (+54.4 pp), CLAUDE-4.6-SONNET (+53.5 pp), and GEMINI-3.1-FLASH-LITE (+51.4 pp). Trace audits show two contributing patterns: models declare SAT and submit invalid witnesses, or fail to find a witness for a SAT instance and resolve UNSAT. Deciding existence is easier than constructing an object that survives exact verification. The witness gap is the dominant no-tools failure mode and the lever that tools pull on Section 4.2.

Free-UNSAT baseline. 30.7% of MATHCONSTRAINT is UNSAT, so a model that always answers UNSAT scores 30.7% overall and 100% on the UNSAT subset. By contrast, CLAUDE-4.6-SONNET (16.8% UNSAT-conditional accuracy) and LLAMA-3.3-70B-INSTRUCT (24.8%) perform far below the UNSAT-subset ceiling. They actively guess wrong on UNSAT rather than free-riding on polarity

Table 2: No-tools performance on the full 329-instance MATHCONSTRAINT release. Accuracy and SAT Acc. are defined in Section C.

Model	Correct	Accuracy (%)	SAT Acc. (%)
GPT-5.5	220	66.9	79.0
CLAUDE-OPUS-4.7	140	42.6	56.8
CLAUDE-4.6-SONNET	61	18.5	72.0
GEMINI-3.1-PRO	170	51.7	67.2
GEMINI-3.1-FLASH-LITE	82	24.9	<u>76.3</u>
GROK-4.20	<u>191</u>	<u>58.1</u>	67.8
DEEPSEEK-V4-PRO	130	39.5	49.2
DEEPSEEK-V4-FLASH	112	34.0	61.4
QWEN3.6-PLUS	156	47.4	72.3
KIMI-K2.6	118	35.9	42.9
GPT-OSS-120B	130	39.5	47.7
LLAMA-3.3-70B-INSTRUCT	28	8.5	62.9

Backend asymmetry. Stratifying by backend reveals a structural gap. On MATHCONSTRAINT no-tools, mean accuracy across all twelve models is 61.1% on pysms instances versus 29.0% on pycsp; the six-model frontier cohort shows a similar split, 66.5% versus 33.6%. Extremal-graph pysms instances admit many witnesses with structural symmetry, while pycsp encodings often constrain a unique numeric object. Tools narrow the gap Section 4.2. Full per-model stratification can be found in Table 27.

Table 3: Performance on MATHCONSTRAINT-EASY ($n = 266$). Accuracy is verifier acceptance; SAT Acc. is polarity accuracy (Section C). The same frontier models that span 18.5–66.9% on MATHCONSTRAINT (Table 2) cluster between 72.6% and 87.6% here without tools and approach saturation with tools.

Model	no_tools		tools	
	Acc. (%)	SAT Acc. (%)	Acc. (%)	SAT Acc. (%)
GPT-5.5	87.6	91.4	91.7	96.6
CLAUDE-OPUS-4.7	<u>85.3</u>	88.7	90.2	94.7
CLAUDE-4.6-SONNET	75.2	<u>94.0</u>	89.8	94.7
GEMINI-3.1-PRO	84.2	<u>89.8</u>	<u>91.4</u>	<u>95.5</u>
GEMINI-3.1-FLASH-LITE	72.6	94.4	89.5	94.0
GROK-4.20	85.0	87.2	87.2	92.5
DEEPSEEK-V4-PRO	82.7	85.7	71.8	75.2
DEEPSEEK-V4-FLASH	74.4	86.5	71.4	78.2
QWEN3.6-PLUS	81.2	87.6	88.3	93.6
KIMI-K2.6	77.1	81.2	82.3	86.8
GPT-OSS-120B	69.2	75.9	71.4	84.6
LLAMA-3.3-70B-INSTRUCT	22.9	52.6	27.8	37.6

4.2 Tool-use

Table 4 evaluates the same MATHCONSTRAINT instances with a sandboxed Python tool budget. Tool access changes both absolute accuracy and the ranking. GPT-5.5 rises from 66.9% to 80.9%, CLAUDE-4.6-SONNET rises from 18.5% to 70.5%, and GEMINI-3.1-PRO rises from 51.7% to 72.9%. The gains are not uniform: models that already emit compact, direct answers sometimes improve only modestly, while models that can synthesize solver encodings from the prompt gain sharply. Thus tool access measures the additional skill of translating informal constraints into executable search under a fixed interaction budget. Representative traces in Section H illustrate these regimes.

Table 4: Tool-enabled performance on the full 329-instance MATHCONSTRAINT release. Accuracy and SAT Acc. are defined in Section C.

Model	Correct	Accuracy (%)	SAT Acc. (%)
GPT-5.5	266	80.9	94.2
CLAUDE-OPUS-4.7	255	<u>77.5</u>	90.9
CLAUDE-4.6-SONNET	232	<u>70.5</u>	<u>91.8</u>
GEMINI-3.1-PRO	240	72.9	86.3
GEMINI-3.1-FLASH-LITE	205	62.3	87.5
GROK-4.20	219	66.6	83.3
DEEPSEEK-V4-PRO	136	41.3	51.1
DEEPSEEK-V4-FLASH	120	36.5	47.7
QWEN3.6-PLUS	218	66.3	83.3
KIMI-K2.6	197	59.9	71.4
GPT-OSS-120B	120	36.5	57.8
LLAMA-3.3-70B-INSTRUCT	105	31.9	48.0

Tools substitute for inference-time reasoning. The cohort’s largest tool-induced gain is CLAUDE-4.6-SONNET: 18.5% no-tools \rightarrow 70.5% (+52 pp). Sonnet runs in our setup with no extended-thinking budget (Section E). With less inference-time reasoning, it commits to invalid witnesses, producing

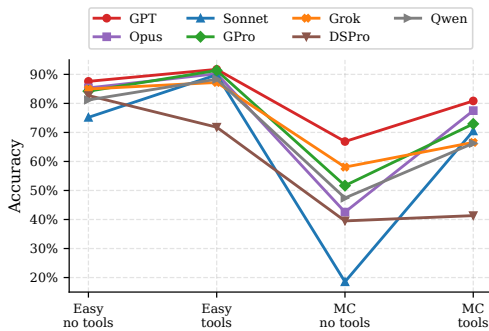


Figure 4: Accuracy across datasets and tool conditions for selected models. The plotted aggregates are reported in Tables 2 to 4.

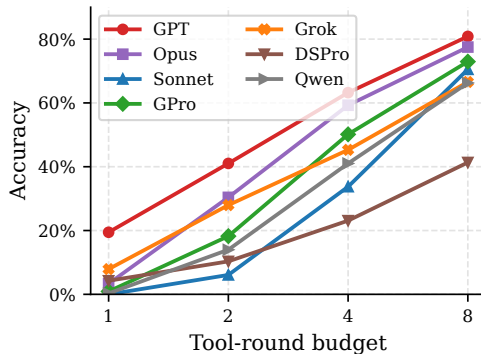


Figure 5: $SIM@k$ curves on MATHCONSTRAINT. Halving the budget from 8 to 4 rounds erases up to 37 pp. Table 11 reports sensitivities for all models.

the cohort’s largest witness gap (+53.5 pp) (Table 24). Tool access restores the missing computation. Solver calls externalize witness construction, and the witness gap closes. Tool budget and inference-time reasoning are partially fungible. $SIM@k$ Section 4.3 measures how much orchestration depth the substitution requires.

On MATHCONSTRAINT-EASY, tools further compress the frontier-model spread. Top models cluster around 90% verifier accuracy (Table 3). This reinforces MATHCONSTRAINT-EASY’s position as a useful but less discriminative slice rather than the headline benchmark, motivating the adaptive construction of MATHCONSTRAINT in Section 3.4. A four-condition comparison across datasets and tool settings is provided in Figure 4.

Tool fingerprints. Models also differ in what they call. On MATHCONSTRAINT tools, GROK-4.20 uses `z3` for 44% of its `execute_python` calls; GEMINI-3.1-PRO balances `pysat` (32%) and `z3` (26%); the CLAUDE models default to brute-force loops (60% for SONNET, 54% for OPUS) with `pysat` as the secondary mode; LLAMA-3.3-70B-INSTRUCT relies on `networkx` (50%). A full breakdown can be found in Table 20.

4.3 $SIM@k$: Tool-Budget Replay

A single 8-round number hides large variance (Table 11). We replay logged tool trajectories under smaller caps: $SIM@k$ truncates each trace after at most k tool rounds and re-applies the verifier and force-submit logic (Section C). $SIM@k$ is a conservative lower bound on what a budget-aware policy could achieve; a model told it has k rounds in advance might prune exploratory calls and do better.

The curve shapes expose policy differences that a scalar leaderboard hides. LLAMA-3.3-70B-INSTRUCT is early-saturating: it reaches its full replayed accuracy by $SIM@2$. GPT-5.5 and GROK-4.20 are steadier, with useful work spread across the budget. CLAUDE-4.6-SONNET and GEMINI-3.1-FLASH-LITE are late-gain profiles, with much of their accepted mass appearing only after four rounds. These patterns indicate that most successful tool runs are not one-shot solver calls, but multi-round attempts to formulate, debug, execute, and submit a certificate.

The same behavior appears from two other angles in the appendix. Models with steep $SIM@k$ curves also tend to use many rounds on MATHCONSTRAINT (Table 19), and runs without explicit `submit_answer` can still be rescued by final-response parsing (Table 21). This rescue effect is substantial for some models: GPT-5.5 passes 67/88 force-submitted traces (76.1%), while DEEPSEEK-V4-FLASH passes only 19/180 (10.6%). Thus tool-budget sensitivity, round usage, and force-submit rescue are three views of the same agentic behavior.

4.4 Difficulty and Efficiency

Parameter ranges as an LLM difficulty dial. MATHCONSTRAINT is harder at generation time than MATHCONSTRAINT-EASY: median solver time rises from 0.20 to 2.52 seconds, and p99 rises from 11.8 to 653 seconds (Table 1). The same shift transfers to models. Frontier no-tools accuracy drops from the 72.6–87.6% band on MATHCONSTRAINT-EASY to 18.5–66.9% on MATHCONSTRAINT, reopening separation that the easy slice largely compresses (Tables 2 and 3).

Solver time is not a within-regime proxy. Within the hard release, reference solver time weakly predicts model accuracy: log solver time correlates only -0.15 with no-tools cross-model accuracy and -0.14 with tool-enabled accuracy, and Figure 9 is roughly flat across solver-time quartiles. We treat this as a diagnostic result rather than a failure of the difficulty dial. Cranked ranges reliably harden the distribution, but ranking individual natural-language instances by LLM difficulty requires features that solver wall time alone does not expose.

Tool use also changes efficiency. Some models become both more accurate and cheaper per accepted answer because tool calls shorten long free-form reasoning traces; others spend many rounds encoding or debugging. We report per-instance tokens, latency, and provider-billed cost in Tables 12 to 15, token-type breakdowns in Tables 16 and 17, and the cost–accuracy scatter in Figure 6.

4.5 Diagnostics

Additional diagnostics appear in the appendix: model-correctness correlations, polarity/backend stratification, failure buckets, and per-type breakdowns (Figures 7 and 8 and Tables 22, 23 and 27 to 32).

5 Conclusion

MATHCONSTRAINT is designed as evaluation infrastructure for combinatorial reasoning rather than another fixed benchmark. By grounding each instance in solver-certified satisfiability and verifier-checked witnesses, the framework can be rerun at harder settings as models improve. The MATHCONSTRAINT-EASY→MATHCONSTRAINT transition is the first example of that refresh cycle: the same generator-verifier machinery, drawing harder parameters and problems from our two solver-backed registries (`pycsp3-models` and `pysms`), restores separation between frontier models that the easier benchmark had begun to compress.

Our experiments also show that tool-enabled evaluation measures a different capability, i.e., whether models can turn natural language constraints into working solver programs under limited budgets. On the harder release, access to a sandboxed Python environment with generic SAT/SMT solvers raises frontier mean accuracy by 28 points, with gains as large as 52 points for CLAUDE-4.6-SONNET. The $SIM@k$ analysis makes the same point from another angle: halving the tool budget from 8 to 4 rounds erases up to 37 points of accuracy. Strong reasoning increasingly depends not only on finding the right answer, but also on using external computation effectively.

Our study also has limitations. The released benchmarks use a fixed prompt format and a fixed maximum tool budget, and $SIM@k$ only approximates how models would behave under smaller native budgets. Future work could explore adaptive prompting, budget-aware policies, and broader classes of reasoning tools.

More broadly, MATHCONSTRAINT moves toward a different kind of reasoning benchmark that is adaptive, solver-verified, and tool-aware. As models increasingly rely on external computation, future evaluations should measure not only reasoning ability, but also how effectively models coordinate search, verification, and tool use together.

Acknowledgments

We gratefully acknowledge KNOWIDEA Technologies for providing model inference credits used in our evaluations. We also thank Vidhi Patra for helpful discussions and feedback.

References

- [1] Sandhini Agarwal, Lama Ahmad, Jason Ai, Sam Altman, Andy Applebaum, Edwin Arbus, Rahul K Arora, Yu Bai, Bowen Baker, Haiming Bao, et al. gpt-oss-120b & gpt-oss-20b model card. *arXiv preprint arXiv:2508.10925*, 2025.
- [2] William Symes Andrews. *Magic squares and cubes*. Open Court Publishing Company, 1917.
- [3] Anthropic. System card: Claude opus 4.7. Technical report, Anthropic, April 2026. URL <https://www.anthropic.com/system-cards>. Accessed: 2026-04-27.
- [4] Anthropic. System card: Claude sonnet 4.6. Technical report, Anthropic, February 2026. URL <https://www.anthropic.com/system-cards>. Accessed: 2026-04-27.
- [5] Mislav Balunović, Jasper Dekoninck, Nikola Jovanović, Ivo Petrov, and Martin Vechev. Math-construct: Challenging llm reasoning with constructive proofs. *arXiv preprint arXiv:2502.10197*, 2025.
- [6] Mislav Balunović, Jasper Dekoninck, Ivo Petrov, Nikola Jovanović, and Martin Vechev. Math-arena: Evaluating llms on uncontaminated math competitions. *arXiv preprint arXiv:2505.23281*, 2025.
- [7] Jakob Bernasconi. Low autocorrelation binary sequences: statistical mechanics and configuration space analysis. *Journal de Physique*, 48(4):559–567, 1987.
- [8] Max Bezzel. Proposal of 8-queens problem. *Berliner Schachzeitung*, 3(363), 1848.
- [9] G.S. Bloom and S.W. Golomb. Applications of numbered undirected graphs. *Proceedings of the IEEE*, 65(4):562–570, 1977. doi: 10.1109/PROC.1977.10517.
- [10] Jiangjie Chen, Qianyu He, Siyu Yuan, Aili Chen, Zhicheng Cai, Weinan Dai, Hongli Yu, Qiyang Yu, Xuefeng Li, Jiaye Chen, et al. Enigmata: Scaling logical reasoning in large language models with synthetic verifiable puzzles. *arXiv preprint arXiv:2505.19914*, 2025.
- [11] Francois Chollet, Mike Knoop, Gregory Kamradt, and Bryan Landers. Arc prize 2024: Technical report. *arXiv preprint arXiv:2412.04604*, 2024.
- [12] Francois Chollet, Mike Knoop, Gregory Kamradt, Bryan Landers, and Henry Pinkard. Arc-agi-2: A new challenge for frontier ai reasoning systems. *arXiv preprint arXiv:2505.11831*, 2025.
- [13] Vasek Chvátal and Paul Erdős. A note on hamiltonian circuits. *Discret. Math.*, 2(2):111–113, 1972.
- [14] Karl Cobbe, Vineet Kosaraju, Mohammad Bavarian, Mark Chen, Heewoo Jun, Lukasz Kaiser, Matthias Plappert, Jerry Tworek, Jacob Hilton, Reiichiro Nakano, et al. Training verifiers to solve math word problems. *arXiv preprint arXiv:2110.14168*, 2021.
- [15] Charles J Colbourn. The complexity of completing partial latin squares. *Discrete Applied Mathematics*, 8(1):25–30, 1984.
- [16] J.P. Costas. A study of a class of detection waveforms having nearly ideal range—doppler ambiguity properties. *Proceedings of the IEEE*, 72(8):996–1009, 1984. doi: 10.1109/PROC.1984.12967.
- [17] Nicolaas Govert De Bruijn. A combinatorial problem. *Proceedings of the Section of Sciences of the Koninklijke Nederlandse Akademie van Wetenschappen te Amsterdam*, 49(7):758–764, 1946.
- [18] Leonardo de Moura and Sebastian Ullrich. The lean 4 theorem prover and programming language (system description).
- [19] Google Deepmind. Gemini 3.1 pro model card. Technical report, Google, February 2026. URL <https://deepmind.google/models/model-cards/gemini-3-1-pro/>. Accessed: 2026-04-28.

- [20] DeepSeek-AI. Deepseek-v4: Towards highly efficient million-token context intelligence, 2026.
- [21] Paul Erdős. Graph theory and probability. *Canadian Journal of Mathematics*, 11:34–38, 1959.
- [22] Paul Erdos and Horst Sachs. Reguläre graphen gegebener taillenweite mit minimaler knotenzahl. *Wiss. Z. Martin-Luther-Univ. Halle-Wittenberg Math.-Natur. Reihe*, 12(251-257):22, 1963.
- [23] Leonhard Euler. Solution d’une question curieuse que ne paroît soumise à aucune analyse. *Mémoires de l’académie des sciences de Berlin*, pages 310–337, 1766.
- [24] Leonhard Euler. Recherches sur un nouvelle espèce de quarrés magiques. *Verhandelingen uitgegeven door het zeeuwsch Genootschap der Wetenschappen te Vlissingen*, pages 85–239, 1782.
- [25] Lizhou Fan, Wenyue Hua, Lingyao Li, Haoyang Ling, and Yongfeng Zhang. Nphardeval: Dynamic benchmark on reasoning ability of large language models via complexity classes. In *Proceedings of the 62nd Annual Meeting of the Association for Computational Linguistics (Volume 1: Long Papers)*, pages 4092–4114, 2024.
- [26] Martin Gardner. Mathematical games. *Scientific American*, 223(6):110–115, December 1970. ISSN 0036-8733 (print), 1946-7087 (electronic). doi: <https://doi.org/10.1038/scientificamerican1270-110>. URL <https://doi.org/10.1038/scientificamerican1270-110>.
- [27] Aaron Grattafiori, Abhimanyu Dubey, Abhinav Jauhri, Abhinav Pandey, Abhishek Kadian, Ahmad Al-Dahle, Aiesha Letman, Akhil Mathur, Alan Schelten, Alex Vaughan, et al. The llama 3 herd of models. *arXiv preprint arXiv:2407.21783*, 2024.
- [28] Jacques Hadamard. Résolution d’une question relative aux déterminants. *Bull. des sciences math.*, 2:240–246, 1893.
- [29] Warwick Harvey. CSPLib problem 010: Social golfers problem. <http://www.csplib.org/Problems/prob010>.
- [30] Holger H Hoos. Sat-encodings, search space structure, and local search performance. In *IJCAI*, volume 99, pages 296–303, 1999.
- [31] Xia Jiang, Jing Chen, Cong Zhang, Jie Gao, Chengpeng Hu, Chenhao Zhang, Yaoxin Wu, and Yingqian Zhang. Reasoning in a combinatorial and constrained world: Benchmarking llms on natural-language combinatorial optimization. *arXiv preprint arXiv:2602.02188*, 2026.
- [32] Haocheng Ju and Bin Dong. Ai for mathematics: Progress, challenges, and prospects. *arXiv preprint arXiv:2601.13209*, 2026.
- [33] Richard M. Karp. *Reducibility among Combinatorial Problems*, pages 85–103. Springer US, Boston, MA, 1972. ISBN 978-1-4684-2001-2. doi: 10.1007/978-1-4684-2001-2_9. URL https://doi.org/10.1007/978-1-4684-2001-2_9.
- [34] Markus Kirchweger and Stefan Szeider. Sat modulo symmetries for graph generation. In *27th International Conference on Principles and Practice of Constraint Programming (CP 2021)*, pages 34–1. Schloss Dagstuhl–Leibniz-Zentrum für Informatik, 2021.
- [35] Markus Kirchweger and Stefan Szeider. Sat modulo symmetries for graph generation and enumeration. *ACM Transactions on Computational Logic*, 25(3):1–30, 2024.
- [36] C. Dudley Langford. Problem. *The Mathematical Gazette*, 42(341):228–228, 1958. doi: 10.2307/3610395.
- [37] Christophe Lecoutre and Nicolas Szczepanski. Pycsp3: modeling combinatorial constrained problems in python. *arXiv preprint arXiv:2009.00326*, 2020.
- [38] Xiaozhe Li, Xinyu Fang, Shengyuan Ding, Linyang Li, Haodong Duan, Qingwen Liu, and Kai Chen. Np-engine: Empowering optimization reasoning in large language models with verifiable synthetic np problems. *arXiv preprint arXiv:2510.16476*, 2025.

- [39] Jingcong Liang, Shijun Wan, Xuehai Wu, Yitong Li, Qianglong Chen, Duyu Tang, Siyuan Wang, and Zhongyu Wei. Hardcorelogic: Challenging large reasoning models with long-tail logic puzzle games. *arXiv preprint arXiv:2510.12563*, 2025.
- [40] Bill Yuchen Lin, Ronan Le Bras, Kyle Richardson, Ashish Sabharwal, Radha Poovendran, Peter Clark, and Yejin Choi. Zebralogic: On the scaling limits of llms for logical reasoning. *arXiv preprint arXiv:2502.01100*, 2025.
- [41] J. A. Lindon. Anti-magic squares. *Recreational Mathematics Magazine*, (7):16–19, February 1962.
- [42] Qiuyang Mang, Wenhao Chai, Zhifei Li, Huanzhi Mao, Shang Zhou, Alexander Du, Hanchen Li, Shu Liu, Edwin Chen, Yichuan Wang, et al. Frontiercs: Evolving challenges for evolving intelligence. *arXiv preprint arXiv:2512.15699*, 2025.
- [43] W Mantel. Problem 28, wiskundige opgaven. 1907.
- [44] Iman Mirzadeh, Keivan Alizadeh, Hooman Shahrokhi, Oncel Tuzel, Samy Bengio, and Mehrdad Farajtabar. Gsm-symbolic: Understanding the limitations of mathematical reasoning in large language models. *arXiv preprint arXiv:2410.05229*, 2024.
- [45] Jan Mycielski. Sur le coloriage des graphs. In *Colloquium Mathematicae*, volume 3, pages 161–162, 1955.
- [46] OpenAI. Gpt-5.5 system card. Technical report, OpenAI, April 2026. URL <https://openai.com/index/gpt-5-5-system-card/>. Accessed: 2026-04-27.
- [47] Shishir G Patil, Huanzhi Mao, Fanjia Yan, Charlie Cheng-Jie Ji, Vishnu Suresh, Ion Stoica, and Joseph E Gonzalez. The berkeley function calling leaderboard (bfcl): From tool use to agentic evaluation of large language models. In *Forty-second International Conference on Machine Learning*, 2025.
- [48] Qwen Team. Qwen3.6-Plus: Towards real world agents, April 2026. URL <https://qwen.ai/blog?id=qwen3.6>. Accessed: 2026-04-28.
- [49] F. P. Ramsey. On a problem of formal logic. *Proceedings of the London Mathematical Society*, s2-30(1):264–286, 1930. doi: <https://doi.org/10.1112/plms/s2-30.1.264>. URL <https://londmathsoc.onlinelibrary.wiley.com/doi/abs/10.1112/plms/s2-30.1.264>.
- [50] Alexander Rosa et al. On certain valuations of the vertices of a graph. In *Theory of Graphs (Internat. Symposium, Rome)*, pages 349–355, 1966.
- [51] John Slaney, Masayuki Fujita, and Mark Stickel. Automated reasoning and exhaustive search: Quasigroup existence problems. *Computers & mathematics with applications*, 29(2):115–132, 1995.
- [52] Weiwei Sun, Shengyu Feng, Shanda Li, and Yiming Yang. Co-bench: Benchmarking language model agents in algorithm search for combinatorial optimization. In *Proceedings of the AAAI Conference on Artificial Intelligence*, volume 40, pages 33126–33134, 2026.
- [53] Jianheng Tang, Qifan Zhang, Yuhan Li, Nuo Chen, and Jia Li. Grapharena: Evaluating and exploring large language models on graph computation. *arXiv preprint arXiv:2407.00379*, 2024.
- [54] Kimi Team. Kimi k2: Open agentic intelligence. 2025. URL <https://arxiv.org/abs/2507.20534>. Referenced for Kimi K2.6; technical report for version K2.
- [55] George Tsoukalas, Jasper Lee, John Jennings, Jimmy Xin, Michelle Ding, Michael Jennings, Amitayush Thakur, and Swarat Chaudhuri. Putnambench: Evaluating neural theorem-provers on the putnam mathematical competition. *Advances in Neural Information Processing Systems*, 37:11545–11569, 2024.
- [56] Paul Turán. On an external problem in graph theory. *Mat. Fiz. Lapok*, 48:436–452, 1941.

- [57] Bartel Leendert Van der Waerden. Beweis einer baudetschen vermutung. *Nieuw Arch. Wiskunde*, 15:212–216, 1927.
- [58] Pascal Van Hentenryck. Constraint satisfaction in logic programming. 1989.
- [59] Anjiang Wei, Yuheng Wu, Yingjia Wan, Tarun Suresh, Huanmi Tan, Zhanke Zhou, Sanmi Koyejo, Ke Wang, and Alex Aiken. Satbench: Benchmarking llms’ logical reasoning via automated puzzle generation from sat formulas. In *Proceedings of the 2025 Conference on Empirical Methods in Natural Language Processing*, pages 33820–33837, 2025.
- [60] Colin White, Samuel Dooley, Manley Roberts, Arka Pal, Ben Feuer, Siddhartha Jain, Ravid Shwartz-Ziv, Neel Jain, Khalid Saifullah, Sreemanti Dey, et al. Livebench: A challenging, contamination-limited llm benchmark. *arXiv preprint arXiv:2406.19314*, 2024.
- [61] xAI. Grok 4 model card, 2025. URL <https://data.x.ai/2025-08-20-grok-4-model-card.pdf>. Referenced for Grok 4.2; technical report for version 4. Accessed: 2026-04-28.
- [62] Zhiqiu Xu, Shibo Jin, Shreya Arya, and Mayur Naik. Mathduels: Evaluating llms as problem posers and solvers. *arXiv preprint arXiv:2604.21916*, 2026.
- [63] Chang Yang, Ruiyu Wang, Junzhe Jiang, Qi Jiang, Qinggang Zhang, Yanchen Deng, Shuxin Li, Shuyue Hu, Bo Li, Florian T Pokorny, et al. Nondeterministic polynomial-time problem challenge: An ever-scaling reasoning benchmark for llms. *arXiv preprint arXiv:2504.11239*, 2025.
- [64] F. YATES. Incomplete randomized blocks. *Annals of Eugenics*, 7(2):121–140, 1936. doi: <https://doi.org/10.1111/j.1469-1809.1936.tb02134.x>. URL <https://onlinelibrary.wiley.com/doi/abs/10.1111/j.1469-1809.1936.tb02134.x>.
- [65] Takayuki Yato and Takahiro Seta. Complexity and completeness of finding another solution and its application to puzzles. *IEICE TRANSACTIONS on Fundamentals*, E86-A(5):1052–1060, May 2003.
- [66] Kunhao Zheng, Jesse Michael Han, and Stanislas Polu. Minif2f: a cross-system benchmark for formal olympiad-level mathematics. *arXiv preprint arXiv:2109.00110*, 2021.

A Implementation Details

This appendix records the implementation choices needed to reproduce the generation and evaluation contract.

Generation. For pysms graph problems we solve with PySAT/Cadical and bypass smsg’s canonical-form filter, which produced false negatives on non-canonical valid graphs. For pycsp problems we use the upstream-recommended backend (Cadical, z3, pycosat, or AbsCon) per type. Each candidate instance is bounded by a 3600 s reference-solver cap; timeouts are dropped rather than released. Generation parallelizes across CPU workers with per-worker checkpointing, so a profile can resume without duplicating accepted instances.

Sandbox. `execute_python` dispatches each tool call to a fresh subprocess in a pinned virtualenv with the Python standard library plus `python-sat`, `pycosat`, and `z3-solver==4.13.0.0`. Network access and outbound subprocess spawning are blocked, and the `math_constraint`, `pycsp3`, and `pysms` packages are excluded so models cannot reach the benchmark verifier. Per-call wall time defaults to 15 s with a 60 s hard cap; `stdout/stderr` are truncated at 32 KB. Traces were audited for sandbox-escape attempts; none were found.

Force-submit fallback. If a tool-enabled run reaches the round cap without calling `submit_answer`, the evaluator parses the final natural-language response as a fallback: strict JSON, then fenced JSON blocks (last valid block when several appear), then brace-balanced extraction anchored at the first "satisfiable" key. The model is not told the round budget, so logged `tool_call_chain` sequences can be replayed at smaller caps for the `SIM@k` analysis.

Verification. For SAT claims, the submitted solution is added as hard unit constraints on top of the original encoding and re-solved by the reference backend (PySAT/Cadical only for pysms); witnesses are accepted up to backend-level isomorphism. For UNSAT claims, only polarity is checked. Hinted MATHCONSTRAINT-EASY instances additionally require compliance with the fixed partial assignment. Each verification attempt has a 60 s hard timeout, recorded in the trace rather than treated as accepted.

System prompt. Identical across all models and conditions. The italicized block is concatenated only in the `tools` condition.

You are solving constraint satisfaction problems. Analyze the problem carefully and determine:

1. Whether the problem is satisfiable (SAT) or unsatisfiable (UNSAT)
2. If satisfiable, provide a valid solution

Respond with a JSON object in the following format:

```
{
  "satisfiable": true/false,
  "solution": [list of values] or null if unsatisfiable,
  "reasoning": "Brief explanation of your reasoning"
}
```

Important:

- For satisfiability, true means a solution exists, false means it's mathematically impossible
- Solutions should be provided as a list of integers
- Be precise with your answer - incorrect solutions will be rejected [tools-only:]

You may optionally call tools before submitting your final answer:

- `execute_python(code, timeout_seconds)`: run Python code in an isolated subprocess. Standard library plus `pysat/z3/pycosat` available; cannot import `math_constraint/pycsp3/pysms`, access network, or spawn subprocesses. Default timeout 15s, max 60s.
- `submit_answer(satisfiable, solution, reasoning)`: submit your final answer.

If you use tools, always finish by calling `submit_answer`.

B Methodological Notes

This appendix collects three points of justification for methodological design choices beyond what the main text provides.

B.1 Frozen dataset, single generator seed

MATHCONSTRAINT is released as two frozen slices (EASY and MATHCONSTRAINT) generated under fixed profile seeds. We do not resample per evaluation, and we do not release multiple seeded draws of the same profile. Frozen instances are necessary for reproducible comparison across future models, and multi-seed generation would leak difficulty variance into every reported number since two draws from the same profile produce slices of different empirical hardness. Adaptivity enters through explicit refresh cycles described in Section 3.4 rather than per-evaluation resampling, and the EASY→MATHCONSTRAINT progression is the first such refresh. Model-side, all results use temperature 0 with one run per (model, instance, condition) cell, following standard practice for frontier-API benchmarks. With $n = 329$ instances, the binomial standard error is at most 2.8 pp at 50% accuracy and below 2.3 pp at top-model accuracy levels, well under the gaps driving the headline claims.

B.2 The frontier-failure admission filter

The adaptivity loop in Figure 3 admits a candidate only if at least one frontier model fails it. This is a common sense choice because a refresh whose new instances are already solved by the cohort would not restore discrimination, which is the entire purpose of running the loop. The filter does couple the released slice to the cohort used at construction time, so a model evaluated post-release stands in a slightly different relationship to the benchmark than a cohort member; we treat this as a property of filter-based adaptive evaluation rather than an artifact specific to MATHCONSTRAINT.

B.3 SIM@ k as a lower bound

Models are never told their tool-round budget; the cap of 8 is enforced by the harness, not communicated in the prompt (Section A). SIM@ k takes the traces produced under that condition and truncates them to at most k rounds. It is therefore a lower bound in two ways. First, the original 8-round runs themselves were budget-unaware, so the trajectories include exploration that a budget-aware policy might prune. Second, truncating at $k < 8$ scores a strictly shorter prefix of an already budget-unaware trace; a model told in advance that it had k rounds could allocate differently and likely do better. We retain this framing intentionally. Native-budget reruns at every k for every model would multiply evaluation cost without changing the qualitative finding, which is that *measured* tool-use capability can collapse by tens of points as the cap shrinks (SONNET: 70.5 \rightarrow 33.7 at $k = 4$). A floor that low is informative regardless of whether budget-aware policies could lift it. We therefore treat SIM@ k as a cheap, conservative diagnostic that exposes policy structure invisible to a single-budget number, and leave native-budget studies to future work that targets specific models rather than the full cohort.

B.4 Thin-tail problem types

A handful of problem types in MATHCONSTRAINT are represented by very few instances. Per-type accuracies for $n \leq 2$ types should be read as existence proofs rather than rates; the benchmark is not designed to support per-type significance testing on these tail entries. We retain them to preserve registry coverage of qualitatively distinct combinatorial phenomena that would otherwise drop out of the headline aggregates.

C Evaluation Metrics

Let D be an evaluated dataset and let $y_i \in \{\text{SAT}, \text{UNSAT}\}$ be the solver-certified polarity of instance i . The evaluator parses a model output into a submitted polarity \hat{y}_i and, for SAT claims, an optional witness \hat{x}_i . Let

$$p_i = \mathbf{1}\{\hat{y}_i = y_i\}$$

denote polarity correctness, and let

$$v_i = \mathbf{1}\{(\hat{y}_i = \text{UNSAT} \wedge y_i = \text{UNSAT}) \vee (\hat{y}_i = \text{SAT} \wedge y_i = \text{SAT} \wedge \hat{x}_i \text{ satisfies the verifier})\}$$

denote end-to-end verifier acceptance.

Accuracy and SAT Acc. The main accuracy metric is verifier acceptance:

$$\text{Accuracy}(D) = \frac{1}{|D|} \sum_{i \in D} v_i.$$

SAT ACC. is polarity accuracy:

$$\text{SATAcc}(D) = \frac{1}{|D|} \sum_{i \in D} p_i.$$

Thus SAT ACC. can be high even when accuracy is low: a model may correctly decide that a SAT instance is satisfiable but still submit an invalid witness. On UNSAT instances, correct polarity is sufficient for verifier acceptance because no witness is required.

Tool-budget replay. For a logged tool-enabled trace i , let r_i be the number of tool rounds used before the accepted final submission in the original run. We report

$$\text{sim}@k(D) = \frac{1}{|D|} \sum_{i \in D} v_i \mathbf{1}\{r_i \leq k\}.$$

This is a conservative replay metric: it truncates observed traces and applies the same parsing and verification logic, but it does not allow a model to adapt its strategy after being told a smaller budget. Consequently $\text{SIM}@k$ is best interpreted as a lower bound on what the same model might achieve if run natively with a k -round budget and an adapted policy.

Force-submit and rescue. An explicit submission is an instance in which the model calls `submit_answer`. A force-submitted instance is one with no explicit submission, so the evaluator parses the final natural-language response. The rescue rate is

$$\text{RescueRate} = \frac{\sum_i v_i \mathbf{1}\{\text{force-submitted } i\}}{\sum_i \mathbf{1}\{\text{force-submitted } i\}},$$

with value 0 when the denominator is zero.

Efficiency and behavior. Token, latency, and cost columns are per-instance means from provider usage logs. Tool calls and rounds are per-instance means; execute and submit columns are total tool-call counts. Failure-bucket tables partition non-accepted runs after parsing and verification, while stratification tables recompute Accuracy on SAT, UNSAT, `pycsp`, and `pysms` subsets.

D Extended Dataset Description

This section expands the dataset-level statistics used in the main text. We report MATHCONSTRAINT first, then MATHCONSTRAINT-EASY, matching the order of the experiments.

Table 5: Extended dataset difficulty statistics. Solver-time columns are reference generation-time wall time in seconds. Structural columns report medians and 90th percentiles from each instance’s recorded difficulty metadata; search-space values are \log_{10} of the recorded search-space proxy.

Dataset	n	Backend		Solver time (s)			Variables		Constraints		\log_{10} space	
		CP/SMS	p50	p90	p99	p50	p90	p50	p90	p50	p90	
MATHCONSTRAINT-EASY	266	110/156	0.20	1.79	11.8	17.5	42.1	16.5	263	8.68	27.9	
MATHCONSTRAINT	329	227/102	2.52	75.6	653	46.0	210	154	949	18.7	106	

Table 6: Problem-type composition of MATHCONSTRAINT.

Problem type	n	SAT	UNSAT	Problem type	n	SAT	UNSAT
all_interval	5	5	0	number_partitioning	10	10	0
antimagic_square	4	4	0	ortholatin	2	2	0
bibd	9	9	0	pysms_chromatic_girth	47	20	27
costas_array	8	8	0	pysms_clique_coloring	4	4	0
debruijn	1	1	0	pysms_combined_graph	1	0	1
golomb	5	5	0	pysms_contains_cliques	1	0	1
graceful_graph	21	21	0	pysms_degree_bounds	2	2	0
graph_k_coloring	22	18	4	pysms_girth_degree	32	15	17
hadamard	4	4	0	pysms_graph_builder	6	2	4
hamilton_cycle	1	0	1	pysms_independent_connectivity	6	6	0
knight_tour	4	4	0	pysms_min_girth	1	1	0
langford	9	9	0	pysms_mtf	1	1	0
latin_square_completion	4	4	0	pysms_ramsey	1	0	1
low_autocorrelation	14	14	0	quasigroup_idempotent	5	2	3
magic_sequence	1	0	1	queens	6	6	0
magic_square	2	2	0	ramsey	14	13	1
max_clique	26	15	11	social_golfers	16	16	0
max_independent_set	22	1	21	sudoku	2	2	0
non_transitive_dice	2	2	0	van_der_waerden	3	0	3
				vertex_cover	5	0	5

Table 7: Problem-type composition of MATHCONSTRAINT-EASY.

Problem type	n	SAT	UNSAT	Problem type	n	SAT	UNSAT
all_interval	12	12	0	pysms_degree_bounds	12	11	1
costas_array	9	9	0	pysms_girth_degree	12	6	6
golomb	6	6	0	pysms_graph_builder	12	6	6
graceful_graph	8	8	0	pysms_independent_connectivity	12	12	0
knight_tour	4	4	0	pysms_min_connectivity	12	12	0
langford	8	6	2	pysms_min_degree	12	12	0
low_autocorrelation	12	12	0	pysms_min_girth	12	12	0
magic_sequence	12	10	2	pysms_mtf	12	12	0
pigeons	12	0	12	pysms_num_edges_bounds	12	12	0
pysms_chromatic_girth	12	9	3	queens	12	12	0
pysms_clique_coloring	12	12	0	ramsey	12	8	4
pysms_combined_graph	12	0	12	sudoku	3	3	0
pysms_contains_cliques	12	0	12				

Table 8: No-tools hint stratification on MATHCONSTRAINT-EASY. Entries are verifier accuracy percentages for hinted SAT, unhinted SAT, and UNSAT instances.

Model	Hinted SAT	Unhinted SAT	UNSAT
GPT-5.5	76	95	95
CLAUDE-OPUS-4.7	75	93	90
CLAUDE-4.6-SONNET	66	80	83
GEMINI-3.1-PRO	75	91	88
GEMINI-3.1-FLASH-LITE	57	81	85
GROK-4.20	75	91	92
DEEPSEEK-V4-PRO	72	90	88
DEEPSEEK-V4-FLASH	61	79	90
QWEN3.6-PLUS	70	86	92
KIMI-K2.6	62	87	85
GPT-OSS-120B	53	74	88
LLAMA-3.3-70B-INSTRUCT	3	26	52

Table 9: Tool-enabled hint stratification on MATHCONSTRAINT-EASY. Entries are verifier accuracy percentages for hinted SAT, unhinted SAT, and UNSAT instances.

Model	Hinted SAT	Unhinted SAT	UNSAT
GPT-5.5	83	98	95
CLAUDE-OPUS-4.7	81	99	92
CLAUDE-4.6-SONNET	84	98	85
GEMINI-3.1-PRO	83	100	90
GEMINI-3.1-FLASH-LITE	82	99	87
GROK-4.20	74	96	95
DEEPSEEK-V4-PRO	58	79	83
DEEPSEEK-V4-FLASH	60	81	75
QWEN3.6-PLUS	79	97	90
KIMI-K2.6	72	91	85
GPT-OSS-120B	52	80	90
LLAMA-3.3-70B-INSTRUCT	5	17	85

E Models, Configurations, and Pricing

Model configuration. All models use temperature 0, `max_tokens= 16,384`, and OpenRouter routing with fallbacks. The tool condition allows up to eight tool-calling rounds. Reasoning controls follow provider-native options through OpenRouter (`configs/models.yaml`): models exposing a discrete reasoning-effort level run at the maximum (GEMINI-3.1-FLASH-LITE at medium); Anthropic’s API uses a `budget_tokens` cap on thinking tokens rather than a discrete effort level, set to 8k for CLAUDE-OPUS-4.7 and unset for CLAUDE-4.6-SONNET; remaining models run with no reasoning configuration.

Frontier cohort. Throughout this paper, “frontier” refers to a fixed cohort of six models used both for the admission filter (Section Section B.2) and for cohort-level summary statistics: GPT-5.5, CLAUDE-OPUS-4.7, CLAUDE-4.6-SONNET, GROK-4.20, GEMINI-3.1-PRO, and GEMINI-3.1-FLASH-LITE. The remaining six evaluated models (DEEPSEEK-V4-PRO, DEEPSEEK-V4-FLASH, QWEN3.6-PLUS, KIMI-K2.6, GPT-OSS-120B, LLAMA-3.3-70B-INSTRUCT) are reported alongside the frontier cohort but did not participate in admission. Future refreshes will update this cohort and document the change in the corresponding release notes.

Model slugs. The exact model slugs are `openai/gpt-5.5-20260423`, `anthropic/claude-opus-4.7`, `anthropic/claude-4.6-sonnet-20260217`, `google/gemini-3.1-pro-preview-20260219`, `google/gemini-3.1-flash-lite-preview-20260303`, `x-ai/grok-4.20-20260309`, `deepseek/deepseek-v4-pro-20260423`, `deepseek/deepseek-v4-flash-20260423`, `qwen/qwen3.6-plus-04-02`, `moonshotai/kimi-k2.6-20260420`, `openai/gpt-oss-120b:free`, and `meta-llama/llama-3.3-70b-instruct`.

Table 10: Model configuration and token pricing. Prices are USD per million tokens from `configs/model_pricing.yaml`, correct as of 2026-04-30. Dashes indicate models without an explicit paid price entry in the pricing file.

Model	Reasoning config	Input	Output
GPT-5.5	<code>effort=high, exclude=False</code>	5	30
CLAUDE-OPUS-4.7	<code>max_tokens=8000, exclude=False</code>	5	25
CLAUDE-4.6-SONNET	<code>none</code>	3	15
GEMINI-3.1-PRO	<code>effort=high, exclude=False</code>	2	12
GEMINI-3.1-FLASH-LITE	<code>effort=medium, exclude=False</code>	0.25	1.5
GROK-4.20	<code>effort=high, exclude=False</code>	2	6
DEEPSEEK-V4-PRO	<code>effort=high, exclude=False</code>	0.435	0.87
DEEPSEEK-V4-FLASH	<code>none</code>	0.14	0.28
QWEN3.6-PLUS	<code>effort=high, exclude=False</code>	0.325	1.95
KIMI-K2.6	<code>effort=high, exclude=False</code>	0.7448	4.655
GPT-OSS-120B	<code>none</code>	–	–
LLAMA-3.3-70B-INSTRUCT	<code>none</code>	–	–

F Extended Experimental Results

The following tables are audit material for the main results: efficiency, token composition, tool behavior, force-submit behavior, failure categories, stratification, and per-type accuracy.

Table 11: Tool-budget sensitivity on the full 329-instance MATHCONSTRAINT release. SIM@k is a conservative replay metric defined in Section C; SIM@8 is the full tool-enabled setting.

Model	SIM@1	SIM@2	SIM@4	SIM@8
GPT-5.5	19.5	41.0	63.2	80.9
CLAUDE-OPUS-4.7	3.3	30.4	59.3	77.5
CLAUDE-4.6-SONNET	0.0	6.1	33.7	70.5
GEMINI-3.1-PRO	0.9	18.2	50.2	72.9
GEMINI-3.1-FLASH-LITE	0.6	4.9	28.0	62.3
GROK-4.20	7.9	28.0	45.3	66.6
DEEPSEEK-V4-PRO	4.3	10.3	23.1	41.3
DEEPSEEK-V4-FLASH	3.0	7.0	23.1	36.5
QWEN3.6-PLUS	0.3	14.0	41.0	66.3
KIMI-K2.6	2.7	10.9	28.9	59.9
GPT-OSS-120B	13.1	23.4	31.0	36.5
LLAMA-3.3-70B-INSTRUCT	1.5	31.9	31.9	31.9

Table 12: No-tools evaluation efficiency on the full 329-instance MATHCONSTRAINT release. Token and latency columns are per-instance averages from API usage logs; cost is dollars per instance from provider-reported billing.

Model	Tokens	Lat. (s)	Cost
GPT-5.5	10880	174.8	0.282
CLAUDE-OPUS-4.7	18170	125.6	0.425
CLAUDE-4.6-SONNET	5420	51.1	0.067
GEMINI-3.1-PRO	13221	129.7	0.141
GEMINI-3.1-FLASH-LITE	3994	9.2	0.005
GROK-4.20	21899	235.9	0.068
DEEPSEEK-V4-PRO	23822	778.9	0.073
DEEPSEEK-V4-FLASH	22295	275.0	0.006
QWEN3.6-PLUS	52707	976.0	0.101
KIMI-K2.6	26030	936.9	0.100
GPT-OSS-120B	1353	21.5	0.000
LLAMA-3.3-70B-INSTRUCT	2365	38.0	0.001

Table 13: Tool-enabled evaluation efficiency on the full 329-instance MATHCONSTRAINT release. Token and latency columns are per-instance averages from API usage logs; cost is dollars per instance from provider-reported billing.

Model	Tokens	Lat. (s)	Cost
GPT-5.5	12081	91.0	0.151
CLAUDE-OPUS-4.7	23441	68.3	0.208
CLAUDE-4.6-SONNET	35046	94.0	0.174
GEMINI-3.1-PRO	23181	115.0	0.132
GEMINI-3.1-FLASH-LITE	33977	48.8	0.015
GROK-4.20	22526	131.9	0.039
DEEPSEEK-V4-PRO	32361	362.5	0.058
DEEPSEEK-V4-FLASH	21711	283.3	0.004
QWEN3.6-PLUS	35036	211.3	0.027
KIMI-K2.6	37166	704.5	0.064
GPT-OSS-120B	12717	78.3	0.000
LLAMA-3.3-70B-INSTRUCT	4012	27.3	0.001

Table 14: No-tools evaluation efficiency on MATHCONSTRAINT-EASY ($n = 266$). Token and latency columns are per-instance averages from API usage logs; cost is dollars per instance from provider-reported billing.

Model	Tokens	Lat. (s)	Cost
GPT-5.5	3249	48.9	0.091
CLAUDE-OPUS-4.7	4548	30.6	0.105
CLAUDE-4.6-SONNET	2222	23.2	0.029
GEMINI-3.1-PRO	5097	51.5	0.052
GEMINI-3.1-FLASH-LITE	2330	7.0	0.003
GROK-4.20	8102	89.1	0.047
DEEPSEEK-V4-PRO	7620	242.5	0.025
DEEPSEEK-V4-FLASH	6693	80.3	0.002
QWEN3.6-PLUS	21593	421.2	0.042
KIMI-K2.6	8593	334.0	0.034
GPT-OSS-120B	955	22.5	0.000
LLAMA-3.3-70B-INSTRUCT	1580	33.0	0.001

Table 15: Tool-enabled evaluation efficiency on MATHCONSTRAINT-EASY ($n = 266$). Token and latency columns are per-instance averages from API usage logs; cost is dollars per instance from provider-reported billing.

Model	Tokens	Lat. (s)	Cost
GPT-5.5	2126	21.9	0.035
CLAUDE-OPUS-4.7	6249	19.7	0.058
CLAUDE-4.6-SONNET	13493	36.4	0.068
GEMINI-3.1-PRO	6549	48.2	0.047
GEMINI-3.1-FLASH-LITE	8069	14.5	0.005
GROK-4.20	7815	48.3	0.027
DEEPSEEK-V4-PRO	10499	314.2	0.027
DEEPSEEK-V4-FLASH	12620	174.6	0.002
QWEN3.6-PLUS	9072	68.8	0.008
KIMI-K2.6	7864	225.8	0.017
GPT-OSS-120B	5022	40.5	0.000
LLAMA-3.3-70B-INSTRUCT	1853	11.3	0.000

Table 16: No-tools token breakdown on the full 329-instance MATHCONSTRAINT release. Entries are per-instance averages; completion tokens are the response-length proxy.

Model	Prompt	Compl.	Reason.	Cached
GPT-5.5	1761	9119	8849	113
CLAUDE-OPUS-4.7	1438	16732	2185	0
CLAUDE-4.6-SONNET	1161	4259	0	0
GEMINI-3.1-PRO	1717	11504	11082	0
GEMINI-3.1-FLASH-LITE	1029	2965	1849	0
GROK-4.20	909	20991	18967	162
DEEPSEEK-V4-PRO	1236	22586	21161	226
DEEPSEEK-V4-FLASH	1100	21195	16896	288
QWEN3.6-PLUS	924	51783	48207	0
KIMI-K2.6	1288	24743	17886	144
GPT-OSS-120B	849	504	274	172
LLAMA-3.3-70B-INSTRUCT	1090	1276	0	18

Table 17: Tool-enabled token breakdown on the full 329-instance MATHCONSTRAINT release. Entries are per-instance averages; completion tokens are the response-length proxy.

Model	Prompt	Compl.	Reason.	Cached
GPT-5.5	8051	4030	2018	2281
CLAUDE-OPUS-4.7	18894	4547	191	0
CLAUDE-4.6-SONNET	29344	5702	0	0
GEMINI-3.1-PRO	14349	8831	5272	1554
GEMINI-3.1-FLASH-LITE	27238	6740	979	7220
GROK-4.20	12629	9897	6361	5959
DEEPSEEK-V4-PRO	23648	8713	3490	9283
DEEPSEEK-V4-FLASH	15716	5995	1850	3589
QWEN3.6-PLUS	25594	9442	3643	0
KIMI-K2.6	24213	12953	6078	8560
GPT-OSS-120B	10815	1902	310	7231
LLAMA-3.3-70B-INSTRUCT	3119	893	0	0

Table 18: Tool-use behavior on MATHCONSTRAINT-EASY. Calls and rounds are per-instance averages; execute and submit are total tool-call counts. Submit and forced are instance rates in percent. Submit is the explicit `submit_answer` instance rate; forced is the evaluator `forced_submit` flag rate." Also change both column headers from "Forced %" to "Flagged %"

Model	Calls	Rounds	Execute	Submit	Submit %	Forced %
GPT-5.5	0.73	1.41	111	83	31.2	2.6
CLAUDE-OPUS-4.7	2.08	2.09	295	259	97.4	1.9
CLAUDE-4.6-SONNET	3.57	3.77	753	197	74.1	25.6
GEMINI-3.1-PRO	2.68	2.68	455	258	97.0	2.3
GEMINI-3.1-FLASH-LITE	3.13	3.17	592	241	90.6	7.9
GROK-4.20	2.83	2.87	534	218	82.0	13.9
DEEPSEEK-V4-PRO	2.63	2.93	539	161	60.5	16.9
DEEPSEEK-V4-FLASH	3.35	3.53	693	199	74.8	6.0
QWEN3.6-PLUS	2.79	2.85	500	243	91.4	5.6
KIMI-K2.6	2.73	2.74	476	248	93.2	0.8
GPT-OSS-120B	2.51	3.35	667	1	0.4	18.4
LLAMA-3.3-70B-INSTRUCT	1.89	1.89	236	266	100.0	0.0

Table 19: Tool-use behavior on the full 329-instance MATHCONSTRAINT release. Calls and rounds are per-instance averages; execute and submit are total tool-call counts. Submit and forced are instance rates in percent. Submit is the explicit `submit_answer` instance rate; forced is the evaluator `forced_submit` flag rate." Also change both column headers from "Forced %" to "Flagged %"

Model	Calls	Rounds	Execute	Submit	Submit %	Forced %
GPT-5.5	2.87	3.07	703	241	73.3	4.0
CLAUDE-OPUS-4.7	3.65	3.65	915	287	87.2	11.2
CLAUDE-4.6-SONNET	5.34	5.39	1543	215	65.3	34.0
GEMINI-3.1-PRO	4.25	4.26	1130	267	81.2	11.2
GEMINI-3.1-FLASH-LITE	5.31	5.34	1525	222	67.5	31.9
GROK-4.20	4.50	4.53	1270	209	63.5	29.8
DEEPSEEK-V4-PRO	4.49	4.72	1303	173	52.6	11.6
DEEPSEEK-V4-FLASH	3.95	4.33	1150	149	45.3	9.7
QWEN3.6-PLUS	4.56	4.59	1255	244	74.2	13.1
KIMI-K2.6	5.20	5.22	1496	213	64.7	14.3
GPT-OSS-120B	3.96	4.62	1300	4	1.2	35.9
LLAMA-3.3-70B-INSTRUCT	1.84	1.84	278	329	100.0	0.0

Table 20: Tool-call composition on MATHCONSTRAINT TOOLS. Fractions of `execute_python` calls categorized by primary library import or use; classification follows priority order `pysat` \rightarrow `z3` \rightarrow `pycosat` \rightarrow `networkx` \rightarrow `brute-force` (loops without solver imports) \rightarrow `other`. CALLS is the total number of `execute_python` invocations in MC traces.

Model	Calls	pysat	z3	pycosat	networkx	brute-force	other
GPT-5.5	703	21	20	0	1	47	10
CLAUDE-OPUS-4.7	915	26	8	0	3	54	8
CLAUDE-4.6-SONNET	1542	22	8	0	3	60	7
GEMINI-3.1-PRO	1130	32	26	0	8	26	8
GEMINI-3.1-FLASH-LITE	1525	7	13	0	11	61	9
GROK-4.20	1270	4	44	0	8	39	5
DEEPSEEK-V4-PRO	1297	35	24	1	2	36	3
DEEPSEEK-V4-FLASH	1143	19	24	1	1	49	6
QWEN3.6-PLUS	1252	29	18	0	1	50	2
KIMI-K2.6	1489	21	21	2	1	49	7
GPT-OSS-120B	106	1	18	0	4	55	23
LLAMA-3.3-70B-INSTRUCT	275	1	0	0	50	48	1

Table 21: Force-submit fallback analysis for tool-enabled runs on the full 329-instance MATHCONSTRAINT release. Explicit submissions, force submissions, and rescue rate are defined in Section C. If every force-submitted instance is scored incorrect, the top-three model set is unchanged, though its order becomes CLAUDE-OPUS-4.7, GEMINI-3.1-PRO, GPT-5.5.

Model	Total	Explicit	Forced	Forced correct	Rescue (%)
GPT-5.5	329	241	88	67	76.1
CLAUDE-OPUS-4.7	329	287	42	24	57.1
CLAUDE-4.6-SONNET	329	215	114	56	49.1
GEMINI-3.1-PRO	329	267	62	23	37.1
GEMINI-3.1-FLASH-LITE	329	222	107	44	41.1
GROK-4.20	329	209	120	58	48.3
DEEPSEEK-V4-PRO	329	173	156	32	20.5
DEEPSEEK-V4-FLASH	329	149	180	19	10.6
QWEN3.6-PLUS	329	244	85	32	37.6
KIMI-K2.6	329	213	116	41	35.3
GPT-OSS-120B	329	4	325	118	36.3
LLAMA-3.3-70B-INSTRUCT	329	329	0	0	0.0

Table 22: No-tools failure buckets on the full 329-instance MATHCONSTRAINT release. Accepted counts are verifier-accepted answers; other columns partition non-accepted runs by the evaluator’s failure bucket. Other includes API/content-filter buckets not shown separately.

Model	Accept	Wrong pol.	Wrong sol.	Length	Parse	Max rounds	Other
GPT-5.5	220	10	40	55	0	0	4
CLAUDE-OPUS-4.7	140	12	47	128	0	0	2
CLAUDE-4.6-SONNET	61	75	175	16	2	0	0
GEMINI-3.1-PRO	170	18	51	31	56	0	3
GEMINI-3.1-FLASH-LITE	82	73	169	5	0	0	0
GROK-4.20	191	101	32	1	0	0	4
DEEPSEEK-V4-PRO	130	20	32	135	2	0	10
DEEPSEEK-V4-FLASH	112	49	90	68	6	0	4
QWEN3.6-PLUS	156	36	82	1	21	0	33
KIMI-K2.6	118	14	23	163	0	0	11
GPT-OSS-120B	130	172	27	0	0	0	0
LLAMA-3.3-70B-INSTRUCT	28	78	179	4	39	0	1

Table 23: Tool-enabled failure buckets on the full 329-instance MATHCONSTRAINT release. Accepted counts are verifier-accepted answers; other columns partition non-accepted runs by the evaluator’s failure bucket. Other includes API/content-filter buckets not shown separately.

Model	Accept	Wrong pol.	Wrong sol.	Length	Parse	Max rounds	Other
GPT-5.5	266	7	44	10	0	0	2
CLAUDE-OPUS-4.7	255	25	44	4	0	0	1
CLAUDE-4.6-SONNET	232	25	70	1	1	0	0
GEMINI-3.1-PRO	240	20	44	3	0	22	0
GEMINI-3.1-FLASH-LITE	205	39	83	1	0	1	0
GROK-4.20	219	40	55	0	0	14	1
DEEPSEEK-V4-PRO	136	43	32	11	27	57	23
DEEPSEEK-V4-FLASH	120	24	37	9	36	44	59
QWEN3.6-PLUS	218	13	56	0	3	36	3
KIMI-K2.6	197	25	38	41	6	17	5
GPT-OSS-120B	120	130	70	0	0	9	0
LLAMA-3.3-70B-INSTRUCT	105	171	53	0	0	0	0

Table 24: Witness gap on MATHCONSTRAINT no-tools. GAP is SAT polarity accuracy minus end-to-end verifier accuracy. It measures how often a model decides existence correctly but fails to construct a witness that survives exact verification (Section C). Sorted by gap descending.

Model	SAT Acc. (%)	Accuracy (%)	Gap (pp)
LLAMA-3.3-70B-INSTRUCT	62.9	8.5	54.4
CLAUDE-4.6-SONNET	72.0	18.5	53.5
GEMINI-3.1-FLASH-LITE	76.3	24.9	51.4
DEEPSEEK-V4-FLASH	61.4	34.0	27.4
QWEN3.6-PLUS	72.3	47.4	24.9
GEMINI-3.1-PRO	67.2	51.7	15.5
CLAUDE-OPUS-4.7	56.8	42.6	14.3
GPT-5.5	79.0	66.9	12.2
GROK-4.20	67.8	58.1	9.7
DEEPSEEK-V4-PRO	49.2	39.5	9.7
GPT-OSS-120B	47.7	39.5	8.2
KIMI-K2.6	42.9	35.9	7.0

Table 25: No-tools polarity and backend stratification on MATHCONSTRAINT-EASY. Entries are verifier accuracy percentages. CP denotes pycsp; SMS denotes pysms.

Model	SAT	UNSAT	CP	SMS
GPT-5.5	85	95	75	97
CLAUDE-OPUS-4.7	84	90	71	96
CLAUDE-4.6-SONNET	73	83	51	92
GEMINI-3.1-PRO	83	88	68	96
GEMINI-3.1-FLASH-LITE	69	85	45	92
GROK-4.20	83	92	69	96
DEEPSEEK-V4-PRO	81	88	65	95
DEEPSEEK-V4-FLASH	70	90	58	86
QWEN3.6-PLUS	78	92	65	92
KIMI-K2.6	75	85	63	87
GPT-OSS-120B	64	88	43	88
LLAMA-3.3-70B-INSTRUCT	15	52	22	24

Table 26: Tool-enabled polarity and backend stratification on MATHCONSTRAINT-EASY. Entries are verifier accuracy percentages. CP denotes pycsp; SMS denotes pysms.

Model	SAT	UNSAT	CP	SMS
GPT-5.5	91	95	84	97
CLAUDE-OPUS-4.7	90	92	84	95
CLAUDE-4.6-SONNET	91	85	84	94
GEMINI-3.1-PRO	92	90	86	95
GEMINI-3.1-FLASH-LITE	90	87	83	94
GROK-4.20	85	95	80	92
DEEPSEEK-V4-PRO	68	83	65	77
DEEPSEEK-V4-FLASH	70	75	76	68
QWEN3.6-PLUS	88	90	82	93
KIMI-K2.6	82	85	77	86
GPT-OSS-120B	66	90	47	88
LLAMA-3.3-70B-INSTRUCT	11	85	34	24

Table 27: No-tools polarity and backend stratification on the full 329-instance MATHCONSTRAINT release. Entries are verifier accuracy percentages. CP denotes pycsp; SMS denotes pysms.

Model	SAT	UNSAT	CP	SMS
GPT-5.5	62	77	56	91
CLAUDE-OPUS-4.7	45	38	33	64
CLAUDE-4.6-SONNET	19	17	12	32
GEMINI-3.1-PRO	46	64	40	77
GEMINI-3.1-FLASH-LITE	18	41	11	56
GROK-4.20	43	93	49	78
DEEPSEEK-V4-PRO	40	38	30	60
DEEPSEEK-V4-FLASH	29	46	21	64
QWEN3.6-PLUS	43	56	35	75
KIMI-K2.6	36	36	30	50
GPT-OSS-120B	15	95	28	66
LLAMA-3.3-70B-INSTRUCT	1	25	3	21

Table 28: Tool-enabled polarity and backend stratification on the full 329-instance MATHCONSTRAINT release. Entries are verifier accuracy percentages. CP denotes pycsp; SMS denotes pysms.

Model	SAT	UNSAT	CP	SMS
GPT-5.5	75	95	75	94
CLAUDE-OPUS-4.7	73	87	74	84
CLAUDE-4.6-SONNET	66	80	72	68
GEMINI-3.1-PRO	70	79	73	74
GEMINI-3.1-FLASH-LITE	54	82	60	68
GROK-4.20	56	91	62	77
DEEPSEEK-V4-PRO	41	42	41	42
DEEPSEEK-V4-FLASH	42	25	38	32
QWEN3.6-PLUS	61	77	68	63
KIMI-K2.6	57	67	63	54
GPT-OSS-120B	21	71	22	70
LLAMA-3.3-70B-INSTRUCT	4	96	25	48

Table 29: Per-type no-tools performance on MATHCONSTRAINT. Each entry is Accuracy/SAT Acc. in percent.

Problem type	GPT-5.5	CLAUDE-OPUS-4.7	CLAUDE-4.6-SONNET	GEMINI-3.1-PRO	GEMINI-3.1-FLASH-LITE	GROK-4.2.0	DEEPSEEK-V4-PRO	DEEPSEEK-V4-FLASH	QWEN3.6-PLUS	KIMI-K2.6	GPT-OSS-120B	LLAMA-3.3-70B-INSTRUCT
all_interval	20/100	20/100	20/80	20/100	20/80	20/60	20/80	20/80	20/100	20/80	80/80	0/100
antimagic_square	50/50	0/0	0/100	0/0	0/75	0/0	0/25	0/0	0/75	0/0	0/0	0/100
bibd	56/100	0/78	0/89	11/11	0/44	0/44	33/56	0/11	22/33	1/11	0/0	0/67
costas_array	88/88	88/88	25/100	88/100	62/75	62/75	88/88	38/75	88/100	88/88	25/75	0/100
debruijn	100/100	0/0	0/100	0/0	0/0	0/0	0/0	0/0	0/0	0/0	0/0	0/100
golomb	60/100	80/100	20/100	100/100	60/80	60/100	100/100	100/100	80/100	100/100	20/60	0/80
graceful_graph	24/38	14/19	10/38	36/95	5/71	14/19	5/19	10/52	10/67	10/14	0/0	0/100
graph_k_coloring	41/91	23/64	5/82	36/64	0/82	36/59	36/64	27/82	32/82	41/59	18/18	5/77
hadamard	75/75	75/100	25/100	75/75	0/100	75/75	75/75	50/100	75/75	75/75	0/25	0/100
hamilton_cycle	100/100	100/100	100/100	100/100	100/100	100/100	100/100	100/100	100/100	100/100	100/100	0/0
knights_tour	30/50	50/50	0/100	30/50	0/100	30/50	0/0	0/0	50/75	25/25	0/0	0/75
langford	100/100	44/44	0/100	22/56	0/100	44/78	44/56	0/67	44/78	22/33	0/0	0/100
latin_square_completion	75/75	0/0	0/100	25/25	0/100	25/50	0/0	0/75	25/75	0/0	0/0	0/75
low_autocorrelation	7/14	7/14	0/93	0/50	0/79	7/7	7/21	0/36	0/36	0/7	0/14	0/93
magic_sequence	100/100	100/100	100/100	0/0	0/0	100/100	100/100	100/100	100/100	100/100	100/100	0/0
magic_square	100/100	100/100	100/100	100/100	100/100	100/100	100/100	100/100	100/100	50/50	50/100	50/100
max_cliq	73/73	54/58	38/58	65/65	19/58	81/81	27/27	27/54	50/58	35/42	46/46	4/62
max_independent_set	55/55	5/5	0/0	41/45	0/5	95/95	0/0	0/5	14/18	9/9	95/95	5/9
non_transitive_dice	100/100	100/100	0/100	100/100	50/100	100/100	100/100	0/50	100/100	100/100	0/0	0/100
number_partitioning	40/100	30/100	20/100	50/100	20/100	50/100	60/100	50/100	40/100	40/90	30/100	0/100
ortholatin	100/100	100/100	50/100	100/100	50/100	100/100	100/100	50/100	100/100	100/100	0/100	0/100
pyms_chromatic_girth	94/94	55/60	23/49	74/74	60/83	79/83	43/45	60/70	74/89	28/28	72/77	19/36
pyms Clique_coloring	100/100	100/100	100/100	100/100	50/100	100/100	100/100	75/75	100/100	100/100	50/50	0/25
pyms Combined_graph	100/100	100/100	0/0	100/100	100/100	100/100	100/100	100/100	100/100	100/100	100/100	100/100
pyms Contains_cliqes	100/100	100/100	0/0	100/100	100/100	100/100	100/100	0/0	100/100	100/100	0/0	0/0
pyms Degree_bounds	100/100	50/100	50/50	100/100	100/100	100/100	100/100	50/100	100/100	100/100	50/50	0/0
pyms Girth_degree	94/94	66/66	25/62	81/88	47/84	75/78	69/72	69/72	69/88	62/66	59/62	28/50
pyms Graph_builder	50/50	33/33	33/33	33/33	17/33	33/33	33/33	50/50	33/33	33/33	33/33	17/33
pyms Independent_connectivity	100/100	100/100	83/100	100/100	67/100	100/100	100/100	83/83	100/100	83/83	100/100	0/0
pyms Min_girth	100/100	100/100	0/100	0/0	100/100	100/100	100/100	0/100	100/100	100/100	0/0	0/0
pyms Mnf	0/0	100/100	100/100	100/100	100/100	100/100	100/100	100/100	100/100	100/100	100/100	0/0
pyms Ramsey	100/100	100/100	100/100	100/100	100/100	100/100	100/100	100/100	100/100	100/100	100/100	100/100
quasi_group_idempotent	60/60	40/40	0/40	60/60	20/60	60/60	60/60	20/40	20/60	20/20	60/60	0/40
queens	67/67	50/50	0/100	33/50	0/100	17/17	33/50	33/83	17/67	33/33	0/17	0/100
ramsey	71/79	29/57	7/100	43/50	14/93	43/50	29/36	21/57	29/50	21/43	14/29	0/64
social_golfers	50/100	25/75	0/100	25/69	6/94	44/69	6/44	0/81	50/94	12/25	0/12	0/100
sudoku	50/50	0/0	0/100	0/0	0/100	0/0	0/0	0/50	0/50	0/0	0/0	0/50
van_der_waerden	100/100	100/100	100/100	100/100	100/100	100/100	100/100	100/100	100/100	100/100	100/100	100/100
vertex_cover	80/80	60/60	20/20	60/60	0/0	100/100	40/40	40/40	60/60	60/60	100/100	0/0

Table 30: Per-type tool-enabled performance on MATHCONSTRAINT. Each entry is Accuracy/SAT Acc. in percent.

Problem type	GPT-5.5	CLAUDE-OPUS-4.7	CLAUDE-4.6-SONNET	GEMINI-3.1-PRO	GEMINI-3.1-FLASH-LITE	GROK-4.2.0	DEEPSEEK-V4-PRO	DEEPSEEK-V4-FLASH	QWEN3.6-PLUS	KIMI-K2.6	GPT-OSS-120B	LLAMA-3.3-70B-INSTRUCT
all_interval	20/100	20/100	20/100	20/100	20/80	20/80	0/80	0/40	20/80	20/80	20/60	0/40
anti_magic_square	75/75	75/100	75/100	75/75	75/75	0/0	25/25	75/75	0/0	75/75	0/0	0/0
bidb	67/100	67/100	44/89	56/100	22/89	56/89	33/67	33/44	33/67	22/33	0/22	0/22
costas_array	100/100	100/100	100/100	100/100	88/100	75/88	62/62	88/88	100/100	100/100	50/100	12/75
debruijn	100/100	100/100	100/100	100/100	0/100	100/100	0/0	0/100	100/100	100/100	0/0	0/0
golomb	60/100	100/100	100/100	100/100	100/100	100/100	80/80	80/80	100/100	100/100	20/100	20/60
graceful_graph	57/67	57/76	43/100	43/57	19/67	24/38	19/29	14/33	43/67	38/52	5/19	0/57
graph_k_coloring	32/100	27/100	23/100	27/100	23/100	27/100	14/50	32/82	27/100	23/100	32/82	18/18
hadamard	100/100	100/100	100/100	75/100	50/75	75/75	25/25	50/50	75/100	75/75	0/25	25/25
hamilton_cycle	100/100	100/100	100/100	100/100	100/100	100/100	100/100	100/100	100/100	100/100	100/100	100/100
knights_tour	100/100	75/75	75/100	100/100	75/75	75/75	75/75	100/100	100/100	100/100	0/50	0/25
langford	89/89	100/100	100/100	100/100	89/100	89/100	11/33	78/78	78/78	89/89	44/67	0/33
latin_square_completion	100/100	100/100	100/100	100/100	50/75	100/100	75/75	100/100	75/75	100/100	25/50	25/25
low_autocorrelation	43/71	43/57	43/64	36/50	43/64	21/43	36/36	21/36	43/71	43/57	0/50	21/43
magic_sequence	100/100	100/100	100/100	100/100	100/100	100/100	100/100	100/100	100/100	100/100	100/100	100/100
magic_square	100/100	50/50	100/100	100/100	100/100	100/100	100/100	100/100	100/100	100/100	50/100	0/50
max_clique	100/100	100/100	100/100	92/96	100/100	100/100	65/65	23/31	100/100	100/100	35/54	42/42
max_independent_set	100/100	100/100	100/100	100/100	100/100	100/100	36/36	14/14	100/100	100/100	5/9	95/95
non_transitive_dice	100/100	50/50	100/100	100/100	100/100	100/100	50/50	100/100	100/100	50/50	0/0	0/0
number_partitioning	40/100	30/100	50/100	0/100	0/100	0/100	0/80	0/40	60/100	60/100	40/80	0/90
ortholatin	100/100	100/100	100/100	100/100	100/100	100/100	100/100	100/100	100/100	100/100	0/100	50/100
pyms_chromatic_girth	94/96	89/89	81/87	60/62	64/79	79/85	28/28	21/23	64/64	38/43	74/79	53/53
pyms_clique_coloring	100/100	100/100	100/100	100/100	100/100	100/100	100/100	75/75	100/100	100/100	50/75	0/0
pyms_combined_graph	100/100	100/100	100/100	100/100	100/100	100/100	0/0	100/100	100/100	100/100	100/100	100/100
pyms_containsCliques	100/100	100/100	100/100	100/100	0/0	100/100	100/100	100/100	0/0	100/100	0/0	100/100
pyms_degree_bounds	100/100	100/100	100/100	100/100	100/100	100/100	100/100	50/50	100/100	100/100	100/100	0/0
pyms_girth_degree	100/100	84/84	38/69	91/91	66/81	69/72	47/47	34/38	59/72	62/66	62/69	53/53
pyms_graph_builder	50/50	33/33	33/33	33/33	33/33	50/50	17/17	17/17	33/33	33/33	33/33	67/67
pyms_independent_connectivity	100/100	67/83	100/100	83/100	100/100	100/100	100/100	50/50	67/100	83/83	100/100	0/0
pyms_min_girth	100/100	100/100	100/100	100/100	100/100	100/100	0/0	0/0	0/100	100/100	100/100	0/0
pyms_mrf	100/100	100/100	100/100	100/100	100/100	100/100	100/100	100/100	100/100	100/100	100/100	0/0
pyms_ramsey	100/100	100/100	100/100	100/100	100/100	100/100	0/0	100/100	100/100	100/100	100/100	100/100
quasi_group_idempotent	80/80	80/100	80/100	60/60	60/60	40/60	20/20	0/0	80/80	60/60	20/20	20/20
queens	100/100	100/100	100/100	100/100	100/100	83/83	83/83	100/100	100/100	100/100	33/83	0/17
ramsey	100/100	79/93	93/93	100/100	93/100	93/100	57/57	71/79	93/93	71/71	7/64	7/21
social_golfers	56/100	81/100	44/100	94/100	0/100	25/81	31/62	12/56	6/88	25/44	6/12	0/56
sudoku	100/100	100/100	100/100	100/100	100/100	100/100	100/100	100/100	100/100	100/100	50/50	0/0
van_der_waerden	100/100	100/100	100/100	100/100	100/100	100/100	100/100	100/100	100/100	100/100	100/100	100/100
vertex_cover	100/100	100/100	100/100	100/100	100/100	100/100	80/80	60/60	100/100	100/100	80/80	100/100

Table 31: Per-type no-tools performance on MATHCONSTRAINT-EASY. Each entry is Accuracy/SAT Acc. in percent.

Problem type	GPT-5.5	CLAUDE-OPUS-4.7	CLAUDE-4.6-SONNET	GEMINI-3.1-PRO	GEMINI-3.1-FLASH-LITE	GROK-4.2.0	DEEPSEEK-V4-PRO	DEEPSEEK-V4-FLASH	QWEN3.6-PLUS	KIMI-K2.6	GPT-OSS-12.0B	LLAMA-3.3-70B-INSTRUCT
all_interval	67/100	67/100	67/100	67/100	67/92	67/83	67/92	67/92	67/100	67/92	67/92	33/92
costas_array	89/89	89/89	89/100	89/100	22/100	78/78	78/78	67/89	67/78	89/89	33/78	11/100
gotomb	67/100	83/100	83/100	100/100	83/83	67/100	100/100	100/100	83/83	100/100	50/67	17/67
graceful_graph	25/62	38/50	50/50	25/75	12/88	38/50	0/0	25/50	25/62	25/38	0/0	0/100
knight_tour	100/100	50/50	100/100	50/50	0/100	50/50	0/0	0/0	50/75	25/25	0/0	0/75
langford	100/100	88/88	62/62	62/62	12/88	88/100	75/88	25/75	88/88	50/62	38/50	0/75
low_autocorrelation	17/25	17/17	8/42	8/42	0/83	17/17	17/25	8/33	8/25	8/17	0/0	0/92
magi_c_sequence	100/100	100/100	100/100	92/92	83/92	100/100	100/100	100/100	100/100	92/92	58/67	8/83
pigeons	100/100	100/100	100/100	100/100	100/100	100/100	100/100	100/100	100/100	100/100	100/100	100/100
pysms_chromatic_girth	100/100	92/92	83/83	83/83	83/83	92/92	83/83	92/92	92/92	75/75	100/100	25/25
pysms_clique_coloring	100/100	100/100	100/100	100/100	100/100	100/100	100/100	83/92	92/92	100/100	67/75	8/17
pysms_combined_graph	100/100	100/100	100/100	100/100	100/100	100/100	100/100	100/100	100/100	100/100	92/92	83/83
pysms_contains_cliques	100/100	100/100	100/100	100/100	100/100	100/100	100/100	92/92	100/100	100/100	92/92	25/25
pysms_degree_bounds	100/100	92/92	83/83	83/83	83/83	100/100	100/100	83/92	100/100	83/83	92/92	8/8
pysms_girth_degree	92/92	92/92	92/92	92/92	83/83	100/100	83/83	100/100	92/92	92/92	83/92	33/33
pysms_girth_builder	75/75	67/67	67/67	67/67	67/67	67/67	67/67	58/67	58/58	67/67	50/58	42/42
pysms_independent_connectivity	100/100	100/100	100/100	100/100	92/100	100/100	100/100	67/75	100/100	92/92	92/92	33/33
pysms_min_connectivity	100/100	100/100	100/100	100/100	100/100	100/100	100/100	67/83	92/92	75/75	100/100	8/25
pysms_min_degree	100/100	100/100	100/100	100/100	92/100	100/100	100/100	83/100	100/100	92/100	83/92	8/17
pysms_min_girth	100/100	100/100	100/100	100/100	92/100	100/100	100/100	100/100	83/83	92/92	92/92	17/25
pysms_mtf	92/92	100/100	100/100	100/100	92/100	92/92	100/100	92/100	100/100	75/92	100/100	0/17
pysms_num_edges_bounds	100/100	100/100	100/100	100/100	100/100	100/100	100/100	58/92	58/83	58/58	100/100	42/100
queens	83/83	50/100	67/75	92/100	42/100	92/92	75/83	58/92	75/92	67/83	42/58	0/58
ramsey	100/100	50/100	50/100	92/100	42/100	92/92	75/83	58/92	75/92	67/83	42/58	0/58
sudoku	67/67	33/33	33/33	33/33	0/100	33/33	33/33	33/67	33/67	33/33	33/33	0/67

Table 32: Per-type tool-enabled performance on MATHCONSTRAINT-EASY. Each entry is Accuracy/SAT Acc. in percent.

Problem type	GPT-5.5	CLAUDE-OPUS-4.7	CLAUDE-4.6-SONNET	GEMINI-3.1-PRO	GEMINI-3.1-FLASH-LITE	GROK-4.2.0	DEEPSEEK-V4-PRO	DEEPSEEK-V4-FLASH	QWEN3.6-PLUS	KIMI-K2.6	GPT-OSS-120B	LLAMA-3.3-70B-INSTRUCT
all_interval	67/100	67/100	67/100	67/100	67/92	67/92	33/67	67/83	67/92	58/83	58/100	42/58
costas_array	100/100	100/100	100/100	100/100	89/100	100/100	67/67	89/89	100/100	100/100	44/100	44/78
golomb	62/88	62/100	50/100	62/100	50/88	100/100	83/83	67/67	100/100	83/83	50/83	17/67
graceful_graph	100/100	75/100	100/100	100/100	75/75	100/100	25/50	12/50	38/75	62/100	0/25	0/25
knight_tour	88/88	100/100	100/100	100/100	88/100	100/100	38/62	88/88	75/75	100/100	38/50	0/38
langford	33/67	33/50	33/58	33/50	33/58	33/42	33/33	33/50	33/67	33/50	0/25	33/58
low_autocorrelation	100/100	100/100	100/100	100/100	100/100	83/92	92/92	100/100	100/100	83/83	83/83	25/33
magic_sequence	100/100	100/100	100/100	100/100	100/100	100/100	100/100	100/100	100/100	100/100	92/92	100/100
pigeons	100/100	92/92	83/83	75/83	92/92	100/100	75/75	50/58	92/92	67/92	100/100	25/25
pysms_chromatic_girth	100/100	100/100	100/100	100/100	100/100	92/92	25/25	33/33	83/92	92/92	75/92	0/0
pysms_clique_coloring	100/100	100/100	100/100	100/100	100/100	100/100	83/83	92/92	100/100	92/92	100/100	100/100
pysms_combined_graph	100/100	100/100	100/100	100/100	83/83	100/100	100/100	75/75	92/92	100/100	92/92	58/58
pysms_contains_cliques	100/100	100/100	100/100	100/100	100/100	75/83	75/75	58/75	100/100	83/83	100/100	17/25
pysms_degree_bounds	100/100	92/92	75/83	100/100	92/92	100/100	67/67	67/67	100/100	75/75	83/83	50/50
pysms_girth_degree	75/75	67/67	67/67	67/67	58/67	75/75	58/58	50/58	67/67	58/58	42/42	50/50
pysms_graph_builder	100/100	83/92	100/100	92/100	100/100	100/100	67/67	25/25	92/100	67/67	83/83	0/0
pysms_independent_connectivity	100/100	100/100	100/100	100/100	100/100	92/100	83/83	75/83	83/100	92/92	83/83	0/17
pysms_min_connectivity	100/100	100/100	100/100	100/100	100/100	92/92	92/92	92/100	100/100	100/100	92/100	8/8
pysms_min_degree	100/100	100/100	100/100	100/100	100/100	92/100	100/100	92/100	100/100	100/100	92/100	0/0
pysms_min_girth	100/100	100/100	100/100	100/100	100/100	83/100	92/100	92/100	100/100	100/100	100/100	0/0
pysms_mtf	100/100	100/100	100/100	100/100	100/100	100/100	83/83	83/100	100/100	100/100	100/100	0/17
pysms_num_edges_bounds	100/100	100/100	100/100	100/100	100/100	92/92	83/83	100/100	100/100	100/100	67/100	42/58
queens	100/100	83/100	92/92	100/100	100/100	92/100	67/67	75/83	92/92	67/67	33/83	25/33
ramsey	100/100	100/100	100/100	100/100	100/100	100/100	100/100	100/100	100/100	67/67	33/83	25/33
sudoku	100/100	100/100	100/100	100/100	100/100	100/100	100/100	100/100	100/100	67/67	33/67	0/0

G Appendix Figures

This appendix collects the remaining diagnostic figures referenced in the main text.

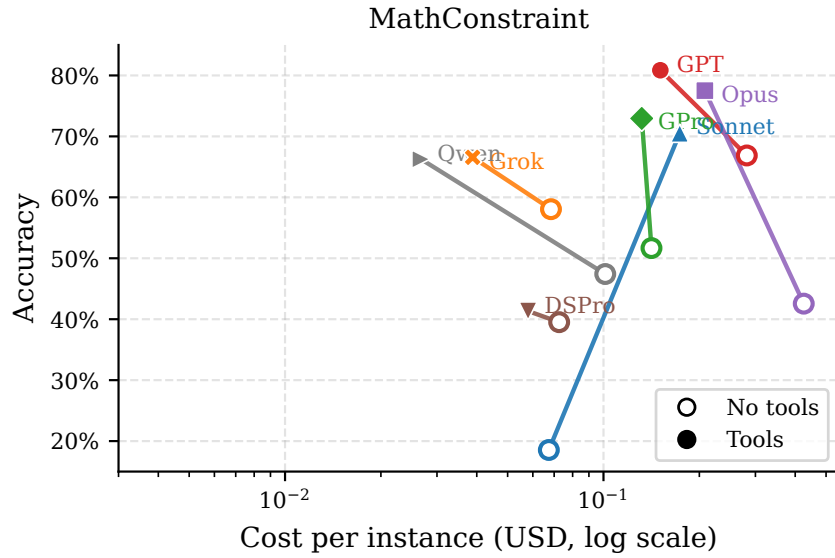


Figure 6: Cost-accuracy tradeoff on MATHCONSTRAINT. Open markers are no-tools runs; filled markers are tool-enabled runs. Costs and accuracies are tabulated in Tables 2, 4, 12 and 13.

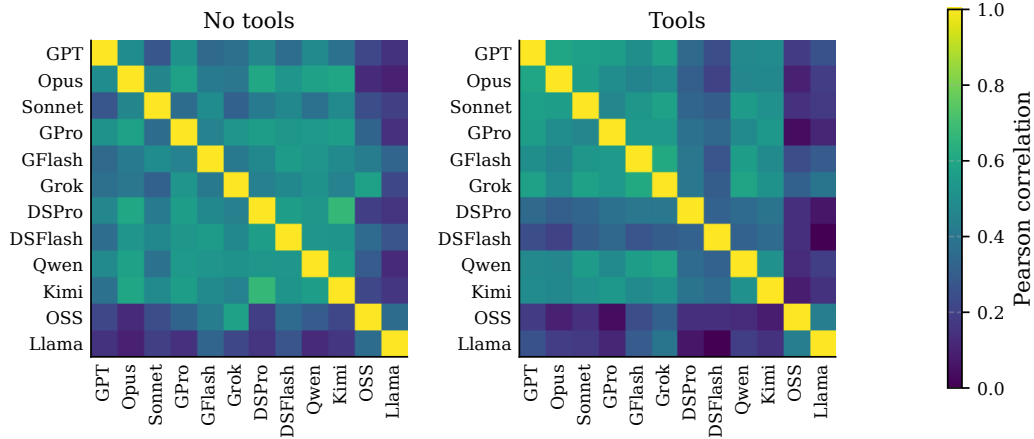


Figure 7: Pairwise correctness correlations across models on MATHCONSTRAINT, shown separately for no-tools and tool-enabled runs. Aggregate accuracies for the same runs are in Tables 2 and 4.

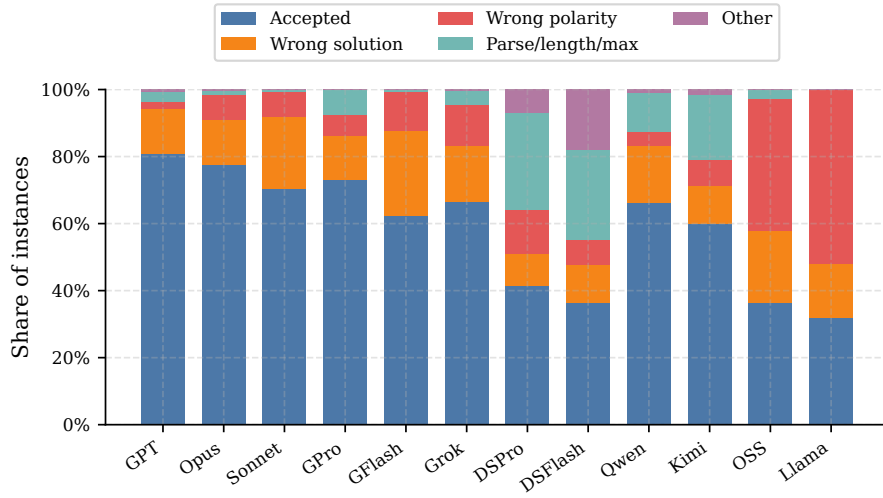


Figure 8: Failure-bucket decomposition on tool-enabled MATHCONSTRAINT runs. Buckets are assigned by the evaluator after parsing and verification; counts are tabulated in Table 23.

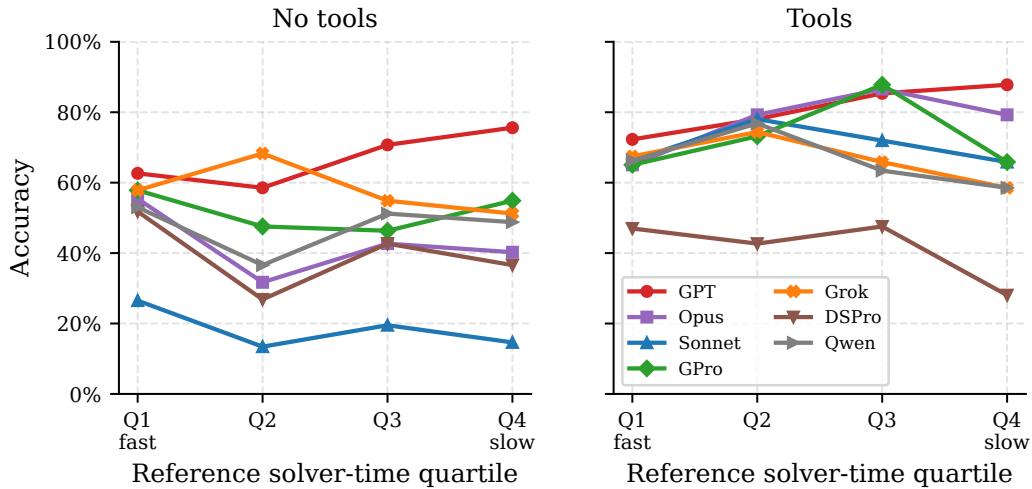


Figure 9: Accuracy stratified by generation-time solver-time quartile on MATHCONSTRAINT. Solver-time distribution summaries are in Tables 1 and 5; overall accuracies are in Tables 2 and 4.

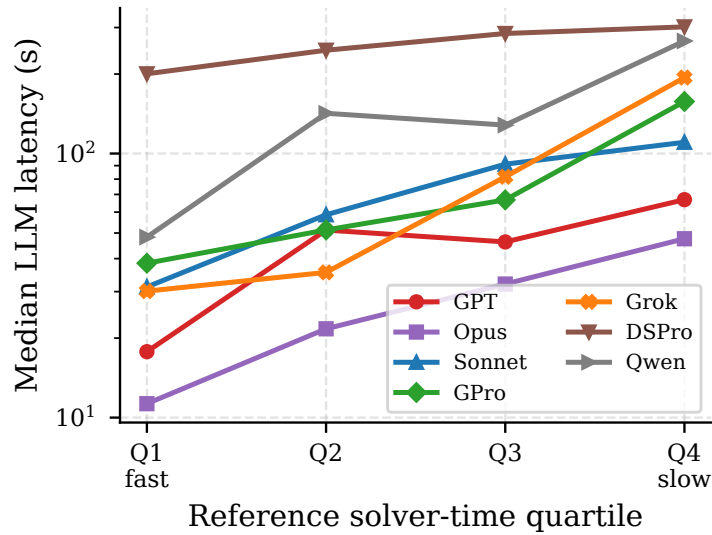


Figure 10: Median tool-enabled LLM latency by generation-time solver-time quartile on MATHCONSTRAINT. Solver-time summaries are in Tables 1 and 5; per-instance average latency is in Table 13.

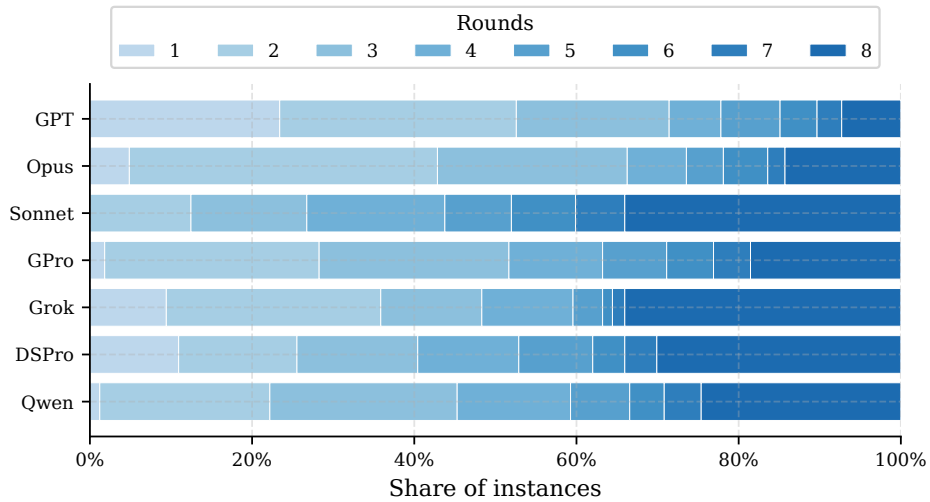


Figure 11: Distribution of tool rounds used by each model on MATHCONSTRAINT. Average calls, rounds, submissions, and force-submit rates are in Table 19.

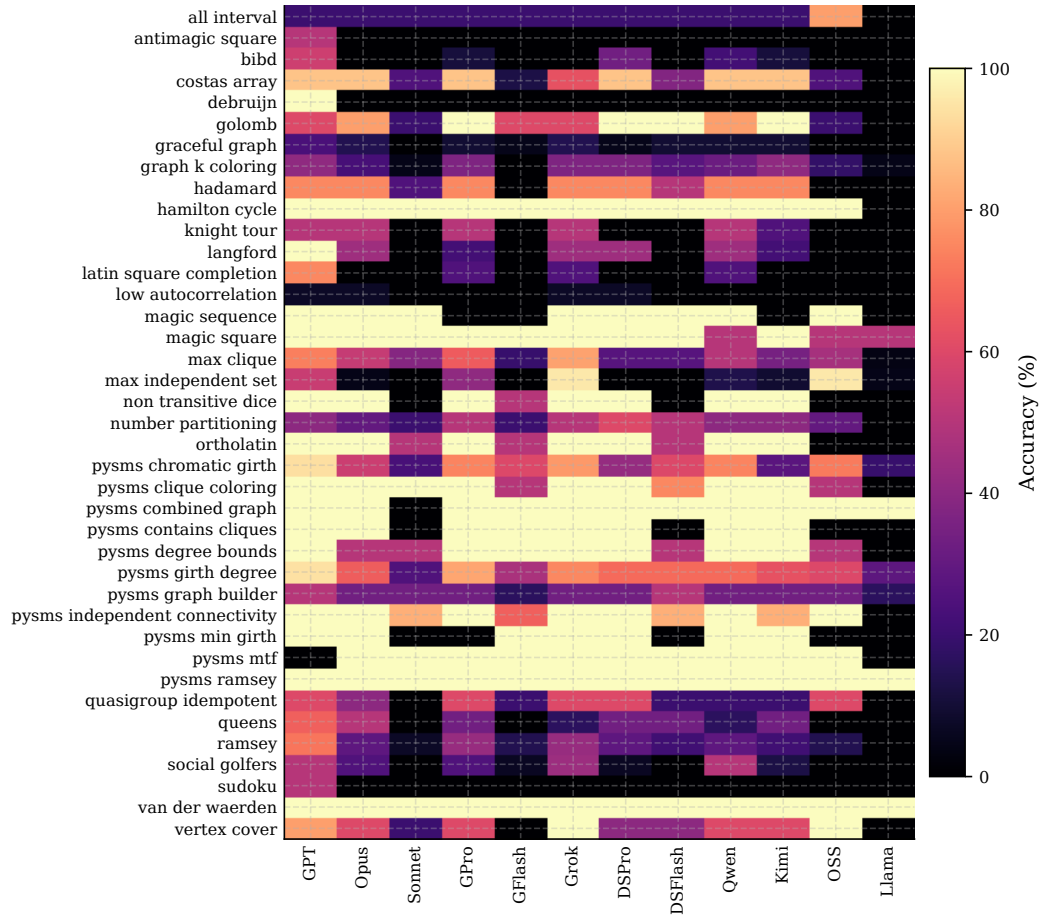


Figure 12: Per-type no-tools accuracy heatmap on MATHCONSTRAINT. The full per-type no-tools table is Table 29.

H Example Traces

This appendix shows representative traces from the released evaluations. Each trace is split into the same observable fields used by the evaluation harness: prompt, reasoning trace summary, tool calls, final output, and verifier verdict. We do not reproduce hidden chain-of-thought verbatim; the reasoning boxes below are concise summaries of the recorded behavior, while tool code, final submissions, and verifier outcomes are copied from the stored trace records. The stored trace JSON records tool call status and latency, but not full stdout/stderr payloads.

H.1 Trace 1: Successful tool use

Model: deepseek/deepseek-v4-flash-20260423. **Condition:** tools. **Problem:** costas_array_n10__v0_nh.

Prompt

Find a Costas array of order 10: place 10 marks on an 10x10 grid, one per row and one per column, such that all $10 \cdot (9) / 2$ displacement vectors (dr, dc) between pairs of marks (with $dc > 0$) are pairwise distinct.
Return x as a list of 10 integers in $0..9$, where $x[c]$ is the row of the mark in column c (permutation), or state "UNSATISFIABLE" if no such array exists.

Reasoning trace summary

A tool-enabled model writes and verifies a backtracking search, then submits a valid witness.
Recorded final reasoning: Found a Costas array of order 10 via backtracking search with constraint propagation. The permutation $[0, 1, 3, 7, 4, 9, 8, 6, 2, 5]$ places one mark per row and column, and all 45 displacement vectors (dr, dc) between pairs of marks are pairwise distinct, satisfying the Costas array property.

Tool code

```
Tool call 1: execute_python import itertools import sys
# Let's try a backtracking approach first to see if we can find a Costas array of order 10
def is_costas(perm): n = len(perm) vectors = set() for i in range(n): for j in range(i+1, n): dr = perm[j] - perm[i] dc = j - i if (dr, dc) in vectors: return False vectors.add((dr, dc)) return True
# Known Costas arrays of order 10 exist. Let me try to find one using known constructions. # The Welch construction works for primes. For n=10, we can use the Lempel construction or search.
# Let's try a known Costas array of order 10 # Known example from literature: known = [0, 2, 7, 5, 3, 8, 6, 4, 9, 1] # This is a known one? Let me check
print("Checking known array:", known) print("Is Costas?", is_costas(known))
# Let me try another known one known2 = [0, 1, 3, 6, 2, 7, 5, 8, 4, 9] print("Checking known2:", known2) print("Is Costas?", is_costas(known2))
# Let me search using backtracking with pruning def find_costas(n): # Use backtracking with constraint propagation used_rows = [False] * n # Store all displacement vectors seen so far vectors = set()
def backtrack(col, perm): if col == n: return perm[:]
for row in range(n): if used_rows[row]: continue
# Check if adding this position creates any duplicate vectors valid = True new_vectors = [] for prev_col in range(col): prev_row = perm[prev_col] dr = row - prev_row dc = col - prev_col if (dr, dc) in vectors: valid = False break new_vectors.append( ... [truncated]
Tool call 2: execute_python def verify_costas(perm): n = len(perm) print(f"Permutation: {perm}") print(f"Length: {n}")
# Check one per row if sorted(perm) != list(range(n)): print("FAIL: Not a permutation") return False
vectors = {} for i in range(n): for j in range(i+1, n): dr = perm[j] - perm[i] dc = j - i key = (dr, dc) if key in vectors: print(f"FAIL: Duplicate vector {key} from columns ({i},{j}) and {vectors[key]}") return False vectors[key] = (i, j)
print(f"All {n*(n-1)//2} vectors are distinct!") print("Vectors:", sorted(vectors.keys())) return True
perm = [0, 1, 3, 7, 4, 9, 8, 6, 2, 5] verify_costas(perm)
# Also visualize print("\nGrid visualization:") for r in range(9, -1, -1): line = "" for c in range(10): if perm[c] == r: line += "X " else: line += " " print(f"{r:2d} {line}") print(" ", end="") for c in range(10): print(f"{c} ", end="") print()
Tool call 3: submit_answer { "satisfiable": true, "solution": [0, 1, 3, 7, 4, 9, 8, 6, 2, 5], "reasoning": "Found a Costas array of order 10 via backtracking search with constraint propagation. The permutation [0, 1, 3, 7, 4, 9, 8, 6, 2, 5] places one mark per row and column, and all 45 displacement vectors (dr, dc) between pairs of marks are pairwise distinct, satisfying the Costas array property." }
```

Tool responses

```
Tool call 1: execute_python ok=True latency_ms=34.71 Note: stdout/stderr text is not present in the stored trace JSON; only call status and latency are recorded.
Tool call 2: execute_python ok=True latency_ms=32.83 Note: stdout/stderr text is not present in the stored trace JSON; only call status and latency are recorded.
Tool call 3: submit_answer ok=True latency_ms=0.0
```

Final output

```
{ "satisfiable": true, "solution": [ 0, 1, 3, 7, 4, 9, 8, 6, 2, 5 ], "reasoning": "Found a Costas array of order 10 via backtracking search with constraint propagation. The permutation [0, 1, 3, 7, 4, 9, 8, 6, 2, 5] places one mark per row and column, and all 45 displacement vectors (dr, dc) between pairs of marks are pairwise distinct, satisfying the Costas array property." }
```

Verification verdict

```
ground_truth_satisfiable=True submitted_satisfiable=True correct=True
satisfiability_correct=True solution_correct=True validation_details=Solution verified by solver failure_bucket=none
```

H.2 Trace 2: Successful no-tools construction

Model: deepseek/deepseek-v4-flash-20260423. **Condition:** no_tools. **Problem:** all_interval_n11_v8_nh.

Prompt

Find an all-interval series of size 11. This is a permutation of 0 to 10 such that the absolute differences between consecutive elements are also a permutation of 1 to 10. Return a list of 11 integers forming a valid permutation, or state "UNSATISFIABLE" if no solution exists.

Reasoning trace summary

A no-tools model uses a compact constructive pattern and submits a valid witness directly. Recorded final reasoning: A known construction for all-interval series of size n (where n is odd) is to interleave the smallest and largest remaining numbers: starting with 0, then n-1, then 1, then n-2, etc. For n=11, this yields the sequence 0,10,1,9,2,8,3,7,4,6,5, and the absolute differences are 10,9,8,7,6,5,4,3,2,1, which is a permutation of 1 to 10.

Tool code

No tool calls.

Tool responses

No tool responses.

Final output

```
{ "satisfiable": true, "solution": [ 0, 10, 1, 9, 2, 8, 3, 7, 4, 6, 5 ], "reasoning": "A known construction for all-interval series of size n (where n is odd) is to interleave the smallest and largest remaining numbers: starting with 0, then n-1, then 1, then n-2, etc. For n=11, this yields the sequence 0,10,1,9,2,8,3,7,4,6,5, and the absolute differences are 10,9,8,7,6,5,4,3,2,1, which is a permutation of 1 to 10." }
```

Verification verdict

```
ground_truth_satisfiable=True submitted_satisfiable=True correct=True
satisfiability_correct=True solution_correct=True validation_details=Solution verified by solver failure_bucket=none
```

H.3 Trace 3: Tool-use failure despite local check

Model: deepseek/deepseek-v4-flash-20260423. **Condition:** tools. **Problem:** all_interval_n2_v0_h.

Prompt

Find an all-interval series of size 2. This is a permutation of 0 to 1 such that the absolute differences between consecutive elements are also a permutation of 1 to 1. Return a list of 2 integers forming a valid permutation, or state "UNSATISFIABLE" if no solution exists.
Partial assignment (fixed values that must be respected): - x[0]=0 - d[0]=1 Return a complete solution consistent with these fixed assignments.

Reasoning trace summary

The model locally checks the mathematical object but submits the wrong schema for a hinted instance. Recorded final reasoning: We need a permutation of [0,1] such that absolute differences between consecutive elements form a permutation of [1]. Given x[0]=0 and d[0]=1, we need |x[1]-0|=1, so x[1]=1 (since it must be from {0,1} and 0 is already used). This gives differences [1] which is a permutation of [1]. The solution [0,1] satisfies all constraints.

Tool code

```
Tool call 1: execute_python # Quick verification x = [0, 1] d = [abs(x[1] - x[0])] print("x:", x)
print("d:", d) print("Is x a permutation of [0,1]?", sorted(x) == [0, 1]) print("Is d a permutation
of [1]?", sorted(d) == [1])
Tool call 2: submit_answer { "satisfiable": true, "solution": [ 0, 1 ], "reasoning": "We need a
permutation of [0,1] such that absolute differences between consecutive elements form a permutation
of [1]. Given x[0]=0 and d[0]=1, we need |x[1]-0|=1, so x[1]=1 (since it must be from {0,1} and
0 is already used). This gives differences [1] which is a permutation of [1]. The solution [0,1]
satisfies all constraints." }
```

Tool responses

```
Tool call 1: execute_python ok=True latency_ms=33.06 Note: stdout/stderr text is not present in the
stored trace JSON; only call status and latency are recorded.
Tool call 2: submit_answer ok=True latency_ms=0.0
```

Final output

```
{ "satisfiable": true, "solution": [ 0, 1 ], "reasoning": "We need a permutation of [0,1] such
that absolute differences between consecutive elements form a permutation of [1]. Given x[0]=0 and
d[0]=1, we need |x[1]-0|=1, so x[1]=1 (since it must be from {0,1} and 0 is already used). This
gives differences [1] which is a permutation of [1]. The solution [0,1] satisfies all constraints."
}
```

Verification verdict

```
ground_truth_satisfiable=True submitted_satisfiable=True correct=False
satisfiability_correct=True solution_correct=False validation_details=Partial assignment:
submitted solution not keyed by variable failure_bucket=wrong_solution
```

H.4 Trace 4: UNSAT after failed search

Model: deepseek/deepseek-v4-flash-20260423. **Condition:** tools. **Problem:** langford_n6_v8.

Prompt

Construct a Langford sequence L(2,6): a sequence of length 12 containing exactly 2 copies of each integer from 1 to 6, such that the two occurrences of each value v are exactly v+1 positions apart (so copies of 1 are 1 position apart, copies of 2 are 2 positions apart, etc.). Example: L(2,3) has solution [2, 3, 1, 2, 1, 3].

Return seq as a list of 12 integers in 1..6, or state "UNSATISFIABLE" if no such sequence exists.

Reasoning trace summary

The model tries search, sees no construction, invokes the Langford parity theorem, and correctly submits UNSAT. Recorded final reasoning: Langford sequences $L(2,n)$ exist if and only if $n \equiv 0$ or $3 \pmod{4}$. Since $6 \equiv 2 \pmod{4}$, no valid Langford sequence of length 12 exists for $n=6$. This is a well-known result in combinatorial design theory, and exhaustive backtracking search confirms unsatisfiability.

Tool code

```
Tool call 1: execute_python # Let's solve L(2,6) - Langford pairing problem # We need to place two
copies of each number 1..6 in a sequence of length 12 # such that the distance between the two copies
of v is exactly v+1
# Let's use backtracking
def solve_langford(n): """Solve L(2,n) Langford sequence""" length = 2 * n seq = [0] * length
# positions[v] will store the position of the first occurrence of v # We'll place numbers from n down
to 1 (heuristic for faster solving)
def backtrack(v): if v == 0: return True
# Try to place the two copies of v # They must be v+1 apart for i in range(length - v - 1): if
seq[i] == 0 and seq[i + v + 1] == 0: seq[i] = v seq[i + v + 1] = v if backtrack(v - 1): return True
seq[i] = 0 seq[i + v + 1] = 0 return False
if backtrack(n): return seq return None
result = solve_langford(6) print(result)
Tool call 2: execute_python # Langford sequences L(2,n) exist iff  $n \equiv 0$  or  $3 \pmod{4}$  # Let's check:
6 mod 4 = 2, so L(2,6) should be UNSATISFIABLE
# Let's verify with a more thorough search anyway import itertools
def check_langford(seq, n): """Check if seq is a valid Langford sequence L(2,n)""" length = 2 * n
if len(seq) != length: return False # Check each value 1..n appears exactly twice for v in range(1,
n+1): positions = [i for i, x in enumerate(seq) if x == v] if len(positions) != 2: return False if
positions[1] - positions[0] != v + 1: return False return True
# Known theorem: Langford sequences L(2,n) exist iff  $n \equiv 0$  or  $3 \pmod{4}$  #  $6 \equiv 2 \pmod{4}$ , so no
solution exists print(f"6 mod 4 = {6 % 4}") print("Known theorem: L(2,n) exists iff  $n \equiv 0$  or  $3 \pmod{4}$ ")
print("Since  $6 \equiv 2 \pmod{4}$ , L(2,6) is UNSATISFIABLE")
# Let's also do a quick exhaustive search for n=6 to confirm # But 12! is too large, so let's use
constraint programming
# Actually let's use pysat to confirm from pysat import SATSolver from pysat.formula import CNF
# Or just use a smarter backtracking
def solve_langford_bruteforce(n): """More systematic backtracking""" length = 2 * n seq = [0] *
length
# Track which numbers have been placed placed = [False] * (n + 1)
def backtrack(pos): if pos == length: return True
if seq[pos] != 0: return backtrack(pos + 1)
# Try placing each number v that hasn't been placed yet for v in range(1, n + 1): if not
placed[v]: second_pos = pos + v + 1 if second_pos < length and seq[second_pos] == 0: seq[pos] =
v seq[second_pos] = ... [truncated]
Tool call 3: execute_python def solve_langford(n): """More systematic backtracking""" length = 2 *
n seq = [0] * length
placed = [False] * (n + 1)
def backtrack(pos): if pos == length: return True
if seq[pos] != 0: return backtrack(pos + 1)
for v in range(1, n + 1): if not placed[v]: second_pos = pos + v + 1 if second_pos < length and
seq[second_pos] == 0: seq[pos] = v seq[second_pos] = v placed[v] = True if backtrack(pos + 1):
return True seq[pos] = 0 seq[second_pos] = 0 placed[v] = False return False
if backtrack(0): return seq return None
# Test for various n for n in [3, 4, 5, 6, 7]: r = solve_langford(n) print(f"n={n}: {'SAT' if r
else 'UNSAT'} (n mod 4 = {n % 4}), solution: {r}")
Tool call 4: submit_answer { "satisfiable": false, "solution": null, "reasoning": "Langford
sequences L(2,n) exist if and only if  $n \equiv 0$  or  $3 \pmod{4}$ . Since  $6 \equiv 2 \pmod{4}$ , no valid Langford
sequence of length 12 exists for n=6. This is a well-known result in combinatorial design theory,
and exhaustive backtracking search confirms unsatisfiability." }
```

Tool responses

```
Tool call 1: execute_python ok=True latency_ms=34.8 Note: stdout/stderr text is not present in the
stored trace JSON; only call status and latency are recorded.
Tool call 2: execute_python ok=False latency_ms=35.3 Note: stdout/stderr text is not present in the
stored trace JSON; only call status and latency are recorded.
Tool call 3: execute_python ok=True latency_ms=33.5 Note: stdout/stderr text is not present in the
stored trace JSON; only call status and latency are recorded.
Tool call 4: submit_answer ok=True latency_ms=0.0
```

Final output

```
{ "satisfiable": false, "solution": null, "reasoning": "Langford sequences L(2,n) exist if and only if n ≡ 0 or 3 (mod 4). Since 6 ≡ 2 (mod 4), no valid Langford sequence of length 12 exists for n=6. This is a well-known result in combinatorial design theory, and exhaustive backtracking search confirms unsatisfiability." }
```

Verification verdict

```
ground_truth_satisfiable=False submitted_satisfiable=False correct=True
satisfiability_correct=True solution_correct=True validation_details=Correct UNSAT
failure_bucket=none
```

I Problem Catalog

This appendix catalogs the 39 problems in MATHCONSTRAINT. For each problem we provide a definition, the canonical historical or modeling reference, and a prompt example as presented to evaluated models. For the random-graph and partial-clue problems the variable data block (`<edges>`, `<clues>`) is elided for space and is generated per instance from the seed.

I.1 All-Interval Series

Find a permutation of $\{0, \dots, n-1\}$ such that the absolute differences between consecutive elements also form a permutation of $\{1, \dots, n-1\}$ [30].

$n = 10$

Find an all-interval series of size 10. This is a permutation of 0 to 9 such that the absolute differences between consecutive elements are also a permutation of 1 to 9. Return a list of 10 integers forming a valid permutation, or state "UNSATISFIABLE" if no solution exists.

I.2 Antimagic Square

Arrange the integers $1, \dots, n^2$ in an $n \times n$ grid so that the $2n + 2$ line sums (rows, columns, both main diagonals) form $2n + 2$ consecutive integers [41].

$n = 5$

Construct an antimagic square of order 5: an $n \times n$ grid filled with the integers 1..25 (each used exactly once) such that the 12 line sums (n rows, n cols, both main diagonals) form 12 CONSECUTIVE integers (all distinct, with max - min = 11). Return the grid + sums as a flat list of 37 integers: first 25 are the grid (row-major; cell (i,j) at index $i*5+j$), next 12 are the sums (rows 0..4, then cols 0..4, then main diagonal, then anti-diagonal). State "UNSATISFIABLE" if no such square exists.

I.3 Balanced Incomplete Block Design

Construct a balanced incomplete block design BIBD(v, k, λ): a $v \times b$ binary incidence matrix where every block has k points and every pair of points appears in exactly λ common blocks [64].

$v = 7, k = 3, \lambda = 1$ (Fano plane)

Construct a Balanced Incomplete Block Design BIBD(7, 3, 1): an $v \times b$ binary incidence matrix x (where $v=7$ points and $b=7$ blocks) such that: - Every row sums to $r=3$ (each point in r blocks) - Every column sums to $k=3$ (each block has k points) - For every pair of distinct rows i_1, i_2 : the inner product $\sum_j x[i_1][j] * x[i_2][j] = \lambda = 1$ (every pair of points appears in exactly lambda common blocks) Existence requires Fisher's inequality ($b \geq v$) and integrality of b, r . Return the 7x7 matrix as a flat list of 49 integers in row-major order (cell (i,j) at index $i*7+j$), or state "UNSATISFIABLE".

I.4 Costas Array

Place n marks on an $n \times n$ grid (one per row and one per column) so that all $\binom{n}{2}$ displacement vectors between mark pairs are pairwise distinct [16].

$n = 8$

Find a Costas array of order 8: place 8 marks on an 8x8 grid, one per row and one per column, such that all $8 \cdot (7) / 2$ displacement vectors (dr, dc) between pairs of marks (with dc > 0) are pairwise distinct.
Return x as a list of 8 integers in 0..7, where x[c] is the row of the mark in column c (permutation), or state "UNSATISFIABLE" if no such array exists.

I.5 de Bruijn Sequence

Construct a de Bruijn sequence $B(b, n)$: a cyclic sequence of length b^n over a b -letter alphabet in which every length- n subsequence appears exactly once [17].

$b = 2, n = 4$

Construct a De Bruijn sequence $B(2, 4)$: a cyclic sequence of length $16 = 2^4$ over the alphabet 0, ..., 1 such that every n -length subsequence (read cyclically) appears EXACTLY ONCE. Existence is guaranteed (de Bruijn 1946) but finding one at scale is non-trivial.
Return the sequence as a flat list of 16 integers in 0, ..., 1, or state "UNSATISFIABLE".

I.6 Golomb Ruler

Find a Golomb ruler with n marks: a set of n integers (with the first at 0) such that all pairwise distances between marks are distinct [9].

$n = 7$

Find a Golomb ruler with 7 marks. A Golomb ruler is a set of 7 integers (marks) such that all pairwise distances between marks are unique. The first mark should be at position 0.
Return a list of 7 integers in increasing order representing the mark positions, or state "UNSATISFIABLE" if no solution exists.

I.7 Graceful Graph Labeling

Find a graceful labeling of p disjoint K_k cliques chained by inter-clique edges: assign each vertex a unique label so that all edge labels (absolute label differences) are distinct [50].

$k = 3, p = 4$

Find a graceful labeling for the graph $G_{3,4}$: 4 disjoint K_3 cliques (numbered 0 through 3), where each pair of consecutive cliques ($g, g+1$) is connected by 3 edges that link vertex i of clique g to vertex i of clique $g+1$ for each i in 0..2. The graph has 12 vertices and 21 edges in total.
A graceful labeling assigns each vertex a unique label from 0 to 21 such that all edge labels $|\text{label}(u) - \text{label}(v)|$ are distinct.
Return a list of 12 integers giving the vertex labels, ordered by clique then vertex within clique (so the i -th block of 3 consecutive entries gives the labels for clique i), or state "UNSATISFIABLE" if no such labeling exists.

I.8 Graph k -Coloring

Decide whether a random graph admits a proper k -coloring; classical NP-complete decision [33].

$n = 20, k = 3$

Decide whether the following random graph G with 20 vertices (numbered 0 to 19) admits a proper 3-coloring (each vertex assigned a color from 0, 1, ..., 2 such that no two adjacent vertices share a color). NP-complete decision.
Edges of G (<edge_count> edges): <edges>
Return the coloring as a flat list of 20 integers in 0, ..., 2, or state "UNSATISFIABLE" if no proper 3-coloring exists.

I.9 Hadamard/Legendre Pair

Find a Legendre pair: two ± 1 sequences of odd length n whose cyclic cross-correlations all equal -2 , corresponding to Hadamard matrix construction [28].

$n = 11$

Find two binary sequences x and y of length 11 (with n odd), each over the alphabet $-1, +1$, such that: (a) Sum of x equals 1, Sum of y equals 1 (b) For every k in $1..5$, the cyclic cross-correlation $\sum_{i=0}^{10} x[i] * x[(i+k) \bmod 11] + \sum_{i=0}^{10} y[i] * y[(i+k) \bmod 11]$ equals -2 . Return the concatenation $x ++ y$ as a flat list of 22 integers (first 11 are x , next 11 are y), or state "UNSATISFIABLE".

I.10 Hamiltonian Cycle

Decide whether a random graph contains a Hamiltonian cycle visiting every vertex exactly once; classical NP-complete decision [33].

$n = 15$

Decide whether the following random graph G with 15 vertices (numbered 0 to 14) contains a Hamiltonian cycle - a cyclic ordering visiting every vertex exactly once where every consecutive pair (and the pair (last, first)) is an edge of G . NP-complete.
Edges of G (<edge_count> edges): <edges>
Return the Hamiltonian cycle as a flat list of 15 distinct integers in $[0, 15)$ giving the cycle order (with implicit wrap-around between last and first), starting at vertex 0. State "UNSATISFIABLE" if no Hamiltonian cycle exists.

I.11 Knight's Tour

Find an open knight's tour on an $n \times n$ board starting from cell 0 [23].

$n = 6$

Find an open knight's tour on an 6x6 chessboard that starts at cell 0 (row 0, column 0). A knight's tour visits every cell exactly once via knight moves; cells are numbered in row-major order so cell k is at row $k//6$, column k
Return a list of 36 integers giving the cell visited at each step (a permutation of 0..35 starting with 0), or state "UNSATISFIABLE" if no such tour exists.

I.12 Langford Pairing

Construct a Langford pairing $L(2, n)$: a sequence of length $2n$ containing two copies of each integer in $\{1, \dots, n\}$, with the two copies of value v exactly $v + 1$ positions apart [36].

$n = 8$

Construct a Langford sequence $L(2, 8)$: a sequence of length 16 containing exactly 2 copies of each integer from 1 to 8, such that the two occurrences of each value v are exactly $v+1$ positions apart (so copies of 1 are 1 position apart, copies of 2 are 2 positions apart, etc.). Example: $L(2, 3)$ has solution $[2, 3, 1, 2, 1, 3]$.

Return seq as a list of 16 integers in 1..8, or state "UNSATISFIABLE" if no such sequence exists.

I.13 Latin Square Completion

Complete a partial Latin square: fill the empty cells of an $n \times n$ grid so each value in $\{0, \dots, n-1\}$ appears exactly once per row and per column [15].

$n = 7$, density 40%

Complete the partial Latin square of order 7. The grid is 7x7; some cells are pre-filled with values from 0, ..., 6, others are empty (denoted -1). Fill every empty cell so that each of the 7 values appears exactly once in every row and exactly once in every column.

The pre-filled clues (flat row-major; cell (i,j) at index $i*7+j$; -1 = empty): <clues>
Return the completed grid as a flat list of 49 integers in row-major order (cell (i,j) at index $i*7+j$), or state "UNSATISFIABLE".

I.14 Low Autocorrelation Binary Sequence

Find a ± 1 binary sequence of length n whose squared aperiodic autocorrelations sum below a threshold [7].

$n = 12$

Find a binary sequence of length 12 over the alphabet -1, +1 with low aperiodic autocorrelation: specifically, the sum over $k=1..11$ of C_k^2 , where $C_k = \sum_{i=0}^{n-k-1} seq[i] * seq[i+k]$, must be at most 14.

Return seq as a list of 12 integers, each -1 or +1, or state "UNSATISFIABLE" if no such sequence exists.

I.15 Magic Sequence

Find a sequence $x[0], \dots, x[n-1]$ such that each $x[i]$ equals the count of i 's appearance in the sequence [58].

$n = 8$

Find a magic sequence of length 8. A magic sequence is a sequence $x[0], x[1], \dots, x[7]$ where each $x[i]$ equals the count of how many times i appears in the sequence.

Return a list of 8 integers, or state "UNSATISFIABLE" if no solution exists.

I.16 Magic Square

Arrange $1, \dots, n^2$ in an $n \times n$ grid so every row, column, and main diagonal sums to the magic constant [2].

$n = 4$

Construct an $n \times n$ magic square of order 4: arrange the integers 1..16 so each value appears exactly once and the sum of every row, every column, and both main diagonals equals 34.

Pre-filled clues (flat row-major; cell (i,j) at index $i*4+j$; 0 = empty): [0, 0, 0, 0, 0, 0, 0, 0, 0, 0, 0, 0, 0, 0, 0]

Return the magic square as a flat list of 16 integers in row-major order (cell (i,j) at index $i*4+j$), or state "UNSATISFIABLE".

I.17 Maximum Clique

Decide whether a random graph contains a clique of size at least k ; NP-hard [33].

$n = 30, k = 6$

Decide whether the following random graph G with 30 vertices (numbered 0 to 29) contains a clique of size at least 6: a subset of 6 vertices, all pairwise adjacent. NP-hard.
Edges of G (<edge_count> edges): <edges>
Return the clique as a flat 0/1 vector of length 30 (entry i is 1 iff vertex i is in the clique). The number of 1s must be at least 6. State "UNSATISFIABLE" if no such clique exists.

I.18 Maximum Independent Set

Decide whether a random graph contains an independent set of size at least k ; NP-hard [33].

$n = 25, k = 8$

Decide whether the following random graph G with 25 vertices (numbered 0 to 24) has an independent set of size at least 8 (a subset of vertices, no two of which are adjacent). NP-hard.
Edges of G (<edge_count> edges): <edges>
Return an independent set as a flat 0/1 vector of length 25 (entry i is 1 iff vertex i is in the set). The number of 1s must be at least 8. State "UNSATISFIABLE" if no such set exists.

I.19 Non-Transitive Dice

Design n dice with m faces such that die i beats die $(i+1) \bmod n$ in head-to-head face comparison, forming a cyclic "rock-paper-scissors" relation (Efron's dice) [26].

$n = 3, m = 6$

Design 3 cyclically intransitive dice, each with 6 faces showing values in $0, \dots, 11$. The dice must satisfy: die i 'beats' die $(i+1) \bmod 3$ in head-to-head face comparison - i.e., for every i in $[0, 3)$: $\#\{(a,b) : \text{face}(i,a) > \text{face}((i+1) \bmod 3,b)\} > 18$, out of 36 possible (a,b) face pairs. Famous problem (Efron's dice).
Return a flat list of 18 integers: entry $i*6+j$ is the j -th face value (0-indexed) of die i (faces sorted ascending). State "UNSATISFIABLE" if no such dice exist.

I.20 Number Partitioning

Partition $\{1, \dots, n\}$ into k disjoint subsets of equal sum [33].

$n = 12, k = 3$

Partition the integers $1, 2, \dots, 12$ into 3 disjoint subsets, each summing to the same value 26. (The total sum is $12*(12+1)/2 = 78$, so the target is $78/3 = 26$.) NP-hard partition problem.
Return a flat list of 12 integers in $0, \dots, 2$ where the i -th entry (0-indexed) gives the subset assignment of integer $i+1$. State "UNSATISFIABLE" if no such partition exists.

I.21 Orthogonal Latin Squares

Construct a pair of orthogonal Latin squares of order n (a Greco-Latin square): impossible for $n \in \{2, 6\}$, satisfiable for all other $n \geq 3$ [24]. Note we give the model a small hint about existence on this instance.

$n = 5$

Construct a pair of orthogonal Latin squares of order 5 (also called a Greco-Latin square): two $n \times n$ grids X and Y , each filled with values from $0, 1, \dots, 4$, such that: - X is a Latin square (every row and every column is a permutation of $0..4$) - Y is a Latin

square - X and Y are orthogonal: the 25 pairs $(X[i][j], Y[i][j])$ for i, j in $[0, 5)$ are all distinct. Famously, no such pair exists for $n=2$ or $n=6$ (Tarry's theorem); they exist for every other $n \geq 3$.
 Return the concatenation $X.flatten() ++ Y.flatten()$ as a flat list of 50 integers (first 25 are X row-major, next 25 are Y row-major), or state "UNSATISFIABLE".

I.22 Chromatic Girth Graph

Generate a graph on v vertices with bounded chromatic number, lower-bounded girth, and a minimum edge count [21].

$v = 14, \chi \leq 3, \text{girth} \geq 7, \text{edges} \geq 18$

Generate a graph with 14 vertices that is colorable with at most 3 colors, has girth (shortest cycle) at least 7, and has at least 18 edges.
 Return the graph as a list of edges (u, v) with $0 \leq u < v < 14$, or state "UNSATISFIABLE" if no graph exists.

I.23 Clique Coloring Graph

Generate a graph with bounded clique number, bounded chromatic number, and a minimum-degree constraint — the Mycielski-style separation problem [45].

$v = 15, \omega \leq 4, \chi \leq 4, \delta \geq 5$

Generate a graph with 15 vertices where the maximum clique size is at most 4, the chromatic number is at most 4, and every vertex has degree at least 5.
 Return the graph as a list of edges (u, v) with $0 \leq u < v < 15$, or state "UNSATISFIABLE" if no graph exists.

I.24 Combined Graph Constraints

A compound graph-generation problem stacking up to ten simultaneous structural constraints (degrees, edges, clique number, independence number, chromatic number, connectivity, girth, K_k -freeness, etc.); always UNSAT in our calibration [34].

mixed constraints, $v = 12$

Generate a graph with 12 vertices that has the following constraints: - minimum degree at least 2 - maximum degree at most 4 - minimum number of edges: 14 - maximum number of edges: 18 - maximum clique size at most 3 - maximum independent set size at most 4 - chromatic number at most 3 - vertex-connectivity at least 2 - girth at least 4 - free of K_4 subgraphs
 Return the graph as a list of edges (u, v) with $0 \leq u < v < 12$, or state "UNSATISFIABLE" if no graph exists.

I.25 Disjoint Clique Graph

Generate a graph that is exactly the disjoint union of c cliques of size s , with no other edges — SAT iff $c \cdot s = v$ [34].

$v = 10, 2 \text{ cliques of size } 5$

Generate a graph with 10 vertices that consists of exactly 2 vertex-disjoint clique(s), each of size 5. Every vertex must belong to one of these cliques, and the only edges in the graph are those within these cliques.
 Return the graph as a list of edges (u, v) with $0 \leq u < v < 10$, or state "UNSATISFIABLE" if no graph exists.

I.26 Degree-Bounded Graph

Generate a graph in which every vertex has degree within prescribed bounds [56, 43].

$v = 10$, degrees in $[2, 4]$

Generate a graph with 10 vertices where every vertex has degree between 2 and 4.
Return the graph as a list of edges (u, v) with $0 \leq u < v < 10$, or state "UNSATISFIABLE" if no graph exists.

I.27 Girth-and-Degree Graph

Generate a graph (a near-cage) with both girth and degree constraints [22].

$v = 10$, girth ≥ 5 , degrees in $[2, 4]$

Generate a graph with 10 vertices where the girth (shortest cycle) is at least 5 and every vertex has degree between 2 and 4.
Return the graph as a list of edges (u, v) with $0 \leq u < v < 10$, or state "UNSATISFIABLE" if no graph exists.

I.28 Graph Builder

A multi-constraint graph generation problem that mixes degree bounds, edge counts, and chromatic constraints into a single specification [34].

$v = 10$, mixed constraints

Generate a graph with 10 vertices satisfying: - minimum degree at least 2 - maximum degree at most 4 - number of edges between 10 and 14 - chromatic number between 2 and 3
Return the graph as a list of edges (u, v) with $0 \leq u < v < 10$, or state "UNSATISFIABLE" if no graph exists.

I.29 Independence and Connectivity Graph

Generate a graph with both bounded independence number and lower-bounded vertex connectivity — the Chvátal–Erdős setting [13].

$v = 10$, $\alpha \leq 4$, $\kappa \geq 2$

Generate a graph with 10 vertices where the maximum independent set size is at most 4 and the vertex-connectivity is at least 2.
Return the graph as a list of edges (u, v) with $0 \leq u < v < 10$, or state "UNSATISFIABLE" if no graph exists.

I.30 Minimum-Girth Graph

Generate a graph on v vertices whose girth is at least g [21].

$v = 10$, girth ≥ 5

Generate a graph with 10 vertices where the girth (shortest cycle length) is at least 5.
Return the graph as a list of edges (u, v) with $0 \leq u < v < 10$, or state "UNSATISFIABLE" if no graph exists.

I.31 Maximal Triangle-Free Graph

Generate a maximal triangle-free graph on v vertices: triangle-free, but adding any non-edge would create a triangle [34].

$v = 10$

Generate a maximal triangle-free graph with 10 vertices.
Return the graph as a list of edges (u, v) with $0 \leq u < v < 10$, or state "UNSATISFIABLE" if no graph exists.

I.32 Ramsey Graph

Generate a Ramsey-witness graph on v vertices that contains no r -clique and no s -independent-set; SAT iff $v < R(r, s)$ [49, 34].

$v = 8$, avoid K_3 and \bar{K}_3

Generate a graph with 8 vertices that contains no clique of size 3 and no independent set of size 3. (A Ramsey-witness graph: such graphs exist iff vertices $< R(\text{clique_avoid}, \text{indset_avoid})$.)
Return the graph as a list of edges (u, v) with $0 \leq u < v < 8$, or state "UNSATISFIABLE" if no graph exists.

I.33 Idempotent Quasigroup

Construct a QG3 quasigroup of order n : a Latin square with idempotent diagonal satisfying $x[x[i][j]][x[j][i]] = i$ [51].

$n = 5$

Construct a quasigroup of order 5 satisfying QG3 idempotence and the involution property. Specifically: an $n \times n$ grid x with values in $0, \dots, 4$ such that: - Every row and every column is a permutation of $0..4$ (Latin square) - $x[i][i] = i$ for all i in $[0, 5)$ (idempotent diagonal) - $x[x[i][j]][x[j][i]] = i$ for all i, j in $[0, 5)$ (QG3) The third constraint involves nested indexing (the indices themselves are values from x). For n in $[5, 12]$, few solutions exist and search is non-trivial.
Return the grid as a flat list of 25 integers in row-major order (cell (i, j) at index $i*5+j$), or state "UNSATISFIABLE".

I.34 n -Queens

Place n non-attacking queens on an $n \times n$ chessboard [8].

$n = 8$

Place 8 queens on a 8×8 chessboard such that no two queens attack each other. Queens attack along rows, columns, and diagonals.
Return a list of 8 integers where the i -th integer is the column position (0 to 7) of the queen in row i , or state "UNSATISFIABLE" if no solution exists.

I.35 Ramsey Edge Coloring

2-color the edges of K_n avoiding both a monochromatic red K_r and a monochromatic blue K_s ; SAT iff $n < R(r, s)$ [49].

$n = 6, r = s = 3$ (just below $R(3, 3) = 6$)

Find a 2-coloring of the edges of the complete graph K_6 such that there is no monochromatic red clique of size 3 and no monochromatic blue clique of size 3. Each edge is colored either 0 (red) or 1 (blue).
Return a list of 15 integers (0 or 1) representing the colors of edges listed in lexicographic order of (i, j) for $i < j$, or state "UNSATISFIABLE" if no such coloring exists.

I.36 Social Golfers

Schedule $g \cdot s$ golfers in g groups of s over w weeks so that no pair plays together more than once [29].

4 groups of 3, 4 weeks

Social Golfers (CSPLib problem 10): schedule 12 = 4*3 golfers over 4 weeks. Each week, the 12 golfers are partitioned into 4 groups of 3 players each. Constraint: NO PAIR of golfers may be in the same group on more than one week. SAT iff a valid schedule exists; classic NP-hard scheduling problem.

Return a flat list of 48 integers: entry $w*12 + p$ gives the group (in 0..3) of golfer p in week w . State "UNSATISFIABLE" if no schedule exists.

I.37 Sudoku

Fill an $n^2 \times n^2$ Sudoku grid (with $n \times n$ blocks) so each row, column, and block contains every value in $\{1, \dots, n^2\}$ exactly once [65].

$n = 3$ (standard 9×9)

Fill a Sudoku grid with block size 3 (so the full grid is 9×9 , containing 9 rows, 9 columns, and 9 non-overlapping 3×3 blocks). Each row, column, and block must contain every integer from 1 to 9 exactly once.

Return a list of 81 integers (the grid in row-major order: cell at row i , column j is at index $i*9+j$), or state "UNSATISFIABLE" if no solution exists.

I.38 Van der Waerden Coloring

Color $\{1, \dots, n\}$ with k colors avoiding any monochromatic arithmetic progression of length L ; SAT iff $n < W(k, L)$ [57].

$n = 20, k = 2, L = 3$ (below $W(2, 3) = 9$? No: SAT past W is impossible)

Color the integers 1, 2, ..., 20 with 2 colors (numbered 0 to 1) such that NO monochromatic arithmetic progression of length 3 exists: there is no $a \geq 1, d \geq 1$ with $a + (2)*d \leq 20$ where the 3 positions $a, a+d, \dots, a+(2)*d$ all share the same color. Such a coloring exists iff $20 < W(2, 3)$. Known values: $W(2,3)=9, W(2,4)=35, W(3,3)=27, W(2,5)=178$.

Return a list of 20 integers, each 0 or 1, representing the color of integer $i+1$ (0-indexed), or state "UNSATISFIABLE" if no such coloring exists.

I.39 Vertex Cover

Decide whether a random graph admits a vertex cover of size at most k ; classical NP-complete decision [33].

$n = 30, k = 12$

Decide whether the following random graph G with 30 vertices (numbered 0 to 29) has a vertex cover of size at most 12: a subset S of vertices such that every edge of G has at least one endpoint in S , and $|S| \leq 12$. NP-complete.

Edges of G (<edge_count> edges): <edges>

Return the cover as a flat 0/1 vector of length 30 (entry i is 1 iff vertex i is in S).

The number of 1s must be at most 12. State "UNSATISFIABLE" if no such cover exists.