
CUDABeaver: Benchmarking LLM-Based Automated CUDA Debugging

Shiyang Li*

University of Minnesota
li004074@umn.edu

Haoyang Chen*

University of Minnesota
chen9861@umn.edu

Mattia Fazzini

University of Minnesota
mfazzini@umn.edu

Caiwen Ding

University of Minnesota
dingc@umn.edu

Abstract

Debugging CUDA programs has long been challenging because failures often arise from subtle interactions among hardware behavior, compiler decisions, memory hierarchy, and asynchronous execution. More importantly, with the rapid expansion of GPU usage across scientific computing, machine learning, graphics, and systems workloads, CUDA debugging has become more challenging than ever. Current evaluations of LLM-based CUDA programming largely miss this setting: a model can pass correctness tests with *repair by degeneration*, simplifying the CUDA code into a safer but slower program that abandons the original optimization structure. We introduce CUDABEAVER, a benchmark for CUDA debugging from real failing workspaces produced during LLM-based CUDA generation. Each task provides the broken candidate, native build/test commands, raw error evidence, and a single editable file. CUDABEAVER evaluates whether a fixer truly repairs the failing CUDA code or merely finds a slower test-passing replacement, reporting results by failure category, debugging trajectory, stagnation mode, and performance preservation. We further propose $\text{pass}@k(M, C, A)$, a protocol-conditional CUDA debugging metric by making the fixer M , corpus C , and protocol axes A explicit. Using this metric across 213 tasks and seven frontier LLMs, we show that protocol-aware evaluation gives a more faithful view of CUDA debugging ability: when performance-loss tolerance is high, fixers appear much stronger, but even a minor stricter performance requirement can sharply reduce measured success, shifting scores by up to 40 percentage points. Code and data are available at <https://github.com/HaoyangChen23/CUDABeaver>.

1 Introduction

Large language models (LLMs) have shown promising progress in automated GPU programming [5, 14, 37, 15]. Most current related benchmarks evaluate this progress as *kernel generation*: a model generates a CUDA kernel from a task specification, scored by correctness and performance tests [22, 39, 19, 13]. This framing measures generation ability but misses *CUDA debugging*: repairing a concrete failing kernel without losing the optimization structure that makes it useful.

Debugging CUDA code is not ordinary program repair. Failures emerge from subtle interactions in a heterogeneous GPU execution model, including thread-level parallelism, explicit memory spaces, and asynchronous execution with host-device synchronization, and their signals are often non-local:

*Equal contribution.

a bounds error may surface only at a later CUDA API call. Prior CUDA debugging research targets memory-safety violations, data races, and library-level bugs with specialized detectors [28, 27, 38]. A useful repair, however, must also preserve performance: it cannot serialize execution, oversynchronize, or replace an optimized kernel with a slower fallback. We therefore cast CUDA debugging as a *hardware-aware, performance-preserving repair* problem, distinct from both general-purpose program repair and CUDA code generation. We call the resulting CUDA-specific LLM failure mode *repair by degeneration*: the model satisfies the test harness by abandoning the original kernel’s optimized structure rather than diagnosing the concrete failure (Figure 1), yielding patches that pass narrow tests while degrading performance in ways aggregate $\text{pass}@k$ cannot expose.

Existing benchmarks cannot expose *repair by degeneration* behavior of LLMs. On these benchmarks, evaluation starts from specifications and discards the failing intermediate programs that would reveal debug behavior, conflating generation with later repair. General code debugging benchmarks start from buggy code but do not cover CUDA programs [33, 11]. Further, the widely used metric $\text{pass}@k$ on existing benchmarks also cannot evaluate and expose this.

To fill this gap, we introduce CUDABEAVER: a corpus of 213 reproducible CUDA debugging cases, each starts from a real failing workspace and labeled with one of eight evidence-grounded failure categories. On this corpus, repair can be evaluated beyond aggregate $\text{pass}@k$: by failure category, by iteration-to-fix, and by whether the repair preserves the original kernel’s performance intent.

We formalise that $\text{pass}@k$ itself is protocol-conditional. Existing benchmarks report a single leaderboard while silently ignoring *repair by degeneration*, test-time sampling, feedback richness, and conversation-history depth; we treat these as first-class experimental variables and propose $\text{pass}@k(M, C, A)$, making model M , corpus C , and protocol axes A explicit, where A is a multi-dimensional evaluation-axis vector (§3.4). To complement score-level sensitivity, we also report Kendall’s τ to measure how stable cross-model rankings remain under different protocol settings.

Evaluation of seven frontier LLMs on CUDABEAVER yields single-axis swings up to 40.0 percentage points and Kendall $\tau \in [0.47, 0.73]$ in cross-model rankings; notably, the smallest-swing axis (sampling method, $\Delta = 9.9$ percentage points) yields the strongest reshuffle ($\tau = 0.47$), indicating the score movement and ranking stability can decouple even when headline deltas appear modest.

This paper makes five contributions: (1) we formulate *CUDA debugging* as a hardware-aware, performance-preserving repair problem that is distinct from both CUDA code generation and general-purpose program repair; (2) we identify *repair by degeneration* as a CUDA-specific LLM failure mode, in which a model obtains a safer program by abandoning the optimized structure of the original code without diagnosing the concrete failure; (3) we release CUDABEAVER, a corpus of 213 reproducible debugging cases, each exposing a constrained edit surface, native reproduction commands, and raw diagnostic evidence; (4) we introduce an evidence-grounded eight-category CUDA failure taxonomy and evaluation protocol for measuring category-specific repair, debugging trajectories, and performance-preserving fixes rather than only aggregate $\text{pass}@k$; and (5) we formalise protocol-conditional $\text{pass}@k(M, C, A)$ along four evaluation axes, report per-axis swing Δ and cross-model Kendall τ as concrete robustness metrics, and propose an evaluation card schema for disclosing the protocol stack behind each reported $\text{pass}@k$.



Figure 1: **Repair by degeneration.** Here, the racecar denotes an optimized GPU kernel and the bicycle a correct-but-slow fallback; a useful repair preserves optimization structure, but LLMs often simplify candidates into slower correct programs.

2 Related Work

General code debugging and program repair. LLM-based code debugging is well studied in general-purpose programming. DebugBench [33] evaluates repair on buggy C++, Java, and Python programs; SWE-bench [11] asks models to resolve real GitHub issues; Self-Debugging [16] studies iterative repair with execution feedback; and ChatRepair-style systems [21] use runtime evidence to improve fixes. These benchmarks show that feedback can aid repair, but they center on CPU-side.

CUDA-specific bug detection and debugging research. CUDA programs exhibit persistent failure modes that motivate specialized analyses, including memory-safety violations, races, and vulnerabilities in GPU libraries [34, 28, 27, 38]. Wu et al. provide a foundational taxonomy of 319 real CUDA bugs from GitHub [34]. Subsequent systems leverage large-scale fuzzing for CUDA debugging [28, 27, 38]. None of existing works discuss LLM-based CUDA debugging.

GPU program generation benchmarks. The closest CUDA-oriented benchmarks (KernelBench [22], Compute-Eval [19], and CUDABench [39]) primarily study specification-to-kernel generation from task descriptions or reference PyTorch API. These benchmarks measure generation quality of LLMs, but ignore the debugging ability.

LLM-based CUDA generation systems. Recent agentic CUDA systems use compile, execution, and profiling feedback to improve generated kernels [37, 14, 5]. They show that iterative feedback is valuable for LLM-based GPU programming. StitchCUDA [14] and Dr. Kernel [15] also mention the degeneration behavior of LLMs but do not quantify how it impacts CUDA generation quality, because no evaluation metric for this is practical on benchmarks they used.

Protocol-conditional evaluation in LLM benchmarking. Recent work shows that benchmark scores often reflect evaluation protocol as much as model capability. Sclar et al. [25] report a 76 percentage point shift for LLaMA-2-13B under prompt-format changes, Alzahrani et al. [1] show that MMLU rankings can move by up to 8 positions as protocol choices vary, and Mizrahi et al. [18] argue that a prompt outcome should be viewed as a single draw from a broader response distribution. CUDABEAVER applies this lens to CUDA debugging through $\text{pass}@k(M, C, A)$, quantifying dependence on four protocol axes and reporting per-axis swing Δ together with Kendall τ as robustness measures (§4).

Positioning. Relative to prior work, CUDABEAVER occupies a distinct point in the design space by combining broken-start tasks, CUDA-native workloads, repair-focused evaluation, and explicit protocol conditionality. Prior work variously studies general code repair, CUDA bug detection, or CUDA generation; none combine a fixed-broken-start protocol with repair-focused evaluation. Protocol-sensitivity studies motivate this framing but have not instantiated it as a CUDA debugging benchmark. CUDABEAVER fills that gap for measuring whether models can produce performance-preserving repairs without degenerating into a slower fallback.

3 Benchmark Design

CUDABEAVER makes the CUDA debugging skill, hidden by single-number $\text{pass}@k$, explicit and testable: debugging is decoupled from generation via the broken-start protocol over 213 curated and generation-benchmark tasks; $\text{pass}@k(M, C, A)$ and Kendall τ then characterise per-model capability and cross-model ranking robustness across protocol axes.

3.1 Debug-from-Broken-Start Protocol

Why *generate-then-iterate* fuses two skills. A standard iterative protocol asks the model to write a CUDA code from scratch on iteration 1 and, on subsequent iterations, to improve its own previous output. During this process, regeneration or debugging is necessary when model generates a failed code. The headline metric $\text{pass}@k$ therefore mixes two distinct capabilities: producing a reasonable initial CUDA kernel from a specification (*generation*), and recovering from a concrete failing kernel under a concrete error signal (*debugging*).

The debug-from-broken-start protocol. CUDABEAVER re-frames the task by removing the generation step entirely. Every task in the corpus carries a *broken_start*: a 4-tuple (`prompt`, `broken_kernel`, `error_log`, `native_harness`). The fixer reads this 4-tuple as its full input on every iteration and emits a candidate patched solution. Three invariants hold by construction: (1) *reproducibility* (the harness produces the same failure from `broken_kernel` every time), (2) *cross-fixer fairness* (every fixer starts from the identical (`broken_kernel`, `error_log`) pair), and (3) *debug-only* (no fresh kernel generation or significant performance improvement is requested). The fixer’s repair attempts proceed under the loop described in §3.3; Fig. 3 contrasts it with the generate-then-iterate protocol of prior benchmarks.

3.2 Corpus

The corpus contains 213 instances across existing generation benchmark KernelBench [22], and our curated tasks where we instantiate the generation task first and then collect failure trajectories as final instances, spanning various high-quality CUDA implementations such as FlashAttention v2 [6], ThunderKittens [32], and CUTLASS [20]. This design deliberately exercises debugging targeted at Hopper- and Blackwell-era kernels because some curated tasks rely on architecture-specific instructions. For example, the FP8 Tensor Core instructions required in task `Blackwell_FP8_GEMM` are only usable on Blackwell GPUs, making our tasks and evaluation hardware-aware.

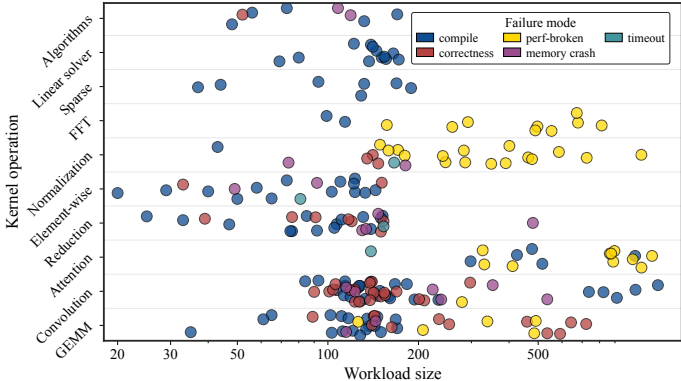


Figure 2: Corpus coverage across workload size (lines of code, log scale, x), various domains (y), and 5 curation-time failure-modes (color, collapsed from the 8-category per-iteration taxonomy).

Candidate broken-starts are sourced from six external models and balanced across five error-category buckets, a curation-time collapse of the 8-category per-iteration classifier (counts in Tables 14 to 16; classifier mapping in Table 4). Each candidate broken-start is required to be (1) *reproducible* (the failure reliably reproduces under the harness), (2) *solvable* (at least one panel model produced a correct repair), (3) *non-trivial* (not a one-character typo, judged by patch size), and (4) *diverse* in error category. Each task stem is annotated with an empirical difficulty tier (L1–L5, full distribution in Appendix D.4). Figure 2 visualize this: in the joint (kernel-size, kernel-operation, failure-mode) layout, instances span 20–450 lines of code, cover all 10 operation types and all 5 failure modes, and leave no operation \times failure-mode cell empty. The L_5 share ($\sim 44\%$, Table 3) is intentional: it preserves headroom for stronger future models.

3.3 Evaluation setting

Seven fixers. The seven fixers (five cloud-API, two local vLLM-served; four also broken-start sources, using the asymmetric $\text{pass}@k$ of Eq. (5); full backend and axis coverage in Appendix 2). Following the Bayesian critique of Hariri et al. [9], we treat Kendall τ as a panel-level statistic: each value summarizes the rank correlation between two six-element fixer-ranking vectors, while task-level uncertainty is already absorbed into each fixer’s $\text{pass}@5$ estimate. Accordingly, we use τ as descriptive ordinal-change evidence rather than as a formal hypothesis test. Our grounded readings are the closed-form z -criterion from §3.4 for declaring two-fixer flips resolved and the directly countable rank movements in Table 1, where bold cells make every cross-axis flip explicit.

Debug loop. Each (fixer, task) loop runs up to $K = 5$ iterations. Iteration t takes the broken-start, error signal, and last $H = 4$ (candidate, feedback) pairs; the fixer emits a candidate; the harness compiles and runs it under the appropriate backend (Appendix C); a deterministic classifier assigns

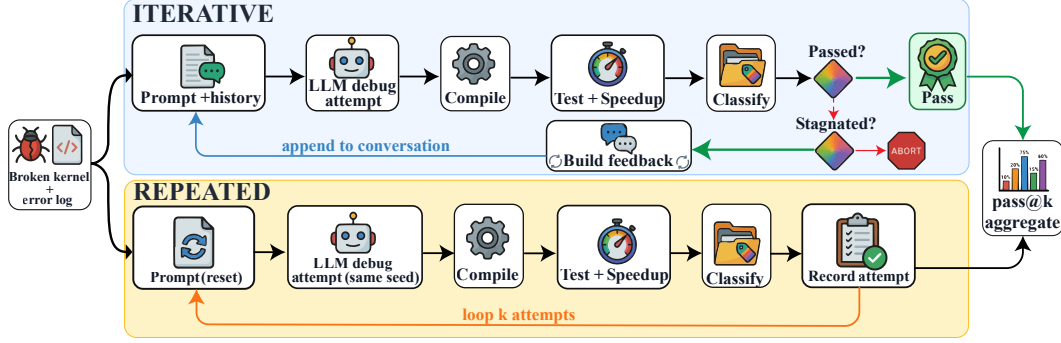


Figure 3: Iterative vs. repeated debugging pipelines (axis A_2). The iterative pipeline appends feedback after each failed attempt and exits early on success; the repeated pipeline resets to the initial prompt each attempt. Both feed identical outputs to the same $\text{pass}@k$ aggregator.

one of 8 categories. The loop terminates on `passed` or on any of the four stagnation signals defined in §3.5; otherwise an error-aware feedback message at the configured level continues the loop.

3.4 $\text{Pass}@k$ as a Function of (M, C, A) : the Protocol-Conditional Envelope

Prior CUDA benchmarks report $\text{pass}@k$ [4] as a single number per (model, corpus); multi-prompt and leaderboard-sensitivity studies show this is brittle [18, 25, 1], and a Bayesian re-analysis [9] argues that finite sampling budgets cause non-trivial ranking instability. We call the *protocol-conditional envelope* of $\text{pass}@k(M, C, A)$, the joint characterization of per-axis swing Δ (protocol-induced variation) and cross-model Kendall τ (ranking stability), instantiating the variance- and difference-based perspectives of classical sensitivity analysis [24]. We make this dependence explicit:

$$\text{pass}@k(M, C, A), \quad (1)$$

where M is the fixer, C the corpus, and $A = (A_1, A_2, A_3, A_4)$ the *evaluation-axis vector*, with performance-gate threshold, sampling strategy, feedback richness, and history depth, detailed below.

Coupling and measurement design. The (M, C, A) arguments are coupled in practice: C is constrained by the source-model panel in the broken-start protocol; A_3 is gated on M 's backend because L_4 profiler signals require a local vLLM instance unavailable in cloud-API settings; and A_1 's performance-gate semantics depend on C 's reference-baseline definition. These couplings are features, not bugs, of apparatus-grounded evaluation and motivate the asymmetric $\text{pass}@k$ weighting in Eq. (5). All results in Section 4 therefore use a one-at-a-time (OAT) design [24], sweeping each axis while holding the others at defaults; a full $9 \times 2 \times 5 \times 4 = 360$ cells per fixer is intractable at our 7-fixer scale.

The four axes. We restrict attention to four axes central to prior CUDA-coding benchmark literature: (1) A_1 , the *performance-gate threshold* p in $\text{pass} = \text{correctness} \wedge \text{speedup} \geq p$, swept over $\{0.0, 0.1, 0.3, 0.5, 0.7, 0.9, 1.0, 1.5\}$ with default $p = 0.7$ (prior work anchors at $p \in \{1.0, 2.0\}$) [22, 19]); (2) A_2 , the *test-time sampling strategy* drawn from $\{\text{iterative}, \text{repeated}\}$ at the same five-call budget, default *iterative* (iterative loops dominate debugging benchmarks versus single-shot evaluation; test-time compute is itself a load-bearing argument); (3) A_3 , the *feedback richness* $L \in \{L_0, L_1, L_2, L_3, L_4\}$ from no feedback to full per-category diagnostics, default L_3 (the richest level not requiring profilers unavailable in cloud-API contexts); (4) A_4 , the *conversation-history depth* $H \in \{1, 2, 3, 4\}$ rounds retained, default $H = 4$.²

Quantification 1: swing. The single-axis swing addresses how much an adversary could shift a reported $\text{pass}@k$ by choosing a different default for one axis while holding the others fixed;

²Because $H = 4$ is the upper bound of the sweep, $\text{swing}(M, C, A_4)$ captures only the cost of reducing H below the default.

the difference-based sensitivity measure of classical sensitivity analysis [24] applied to evaluation-protocol axes.

$$\text{swing}(M, C, A_i) = \max_{a_i} \text{pass}@k(M, C, A) - \min_{a_i} \text{pass}@k(M, C, A), \quad (2)$$

with all axes other than A_i held at their defaults. Large swing on A_i means that axis alone can move the headline number substantially, regardless of model quality. Following Sclar et al. [25], who observe that performance spread over a sampled grid of protocol settings is a *lower bound* on true sensitivity, our $\text{swing}(M, C, A_i)$ likewise lower-bounds the true protocol-induced range:

$$\text{swing}(M, C, A_i) \leq \sup_{a_i \in \mathcal{A}_i^{\text{full}}} \text{pass}@k(M, C, A) - \inf_{a_i \in \mathcal{A}_i^{\text{full}}} \text{pass}@k(M, C, A). \quad (3)$$

Thus, the reported swing is a conservative lower bound on the full protocol-induced variation.

Quantification 2: Kendall τ . Kendall τ between model-ranking vectors at two axis settings addresses whether a different reasonable protocol choice can put a different model at the top, regardless of how much any single number moved. Prior work shows that single-protocol leaderboards can reorder under modest evaluation-argument changes [1, 9], motivating an explicit ranking-stability metric alongside swing.

$$\tau_{(A_i, a_i), (A_j, a_j)} = \text{Kendall}(\text{rank}_M(A_i = a_i), \text{rank}_M(A_j = a_j)). \quad (4)$$

τ near 1 means the cross-model ranking is robust to the axis change; τ near 0 or negative means the ranking flips. Swing and τ are not redundant: small swings can produce ranking flips when models cluster tightly, and large swings can preserve rank when all models shift together. Both metrics are therefore necessary to characterise the protocol-conditional envelope fully. Our use of τ as descriptive ordinal-change evidence finds explicit theoretical support in Hariri et al. [9]: under a Dirichlet posterior, two models’ observed ordering matches their true ordering with probability $\rho = \frac{1}{2}(1 + \text{erf}(z/\sqrt{2}))$, $z = |\mu - \mu'|/\sqrt{\sigma^2 + (\sigma')^2}$, giving a closed-form criterion ($z \geq 1.645$) for declaring individual ranking flips resolved. Applying that criterion on a concrete panel requires per-cell variance estimates, so we cite it here as a principled tool that future panel extensions and replication studies should adopt rather than as a computation performed in the present study.

3.5 Metric Family

Beyond the headline $\text{pass}@k$, we propose two complementary diagnostic additions: four stagnation signals that decompose “budget burned without progress” into interpretable modes, and a $\text{pass}@1/\text{debug_rate}$ decomposition that separates generation-strong from debug-strong fixer profiles. In particular, *repair by degeneration* is surfaced by the `duplicate_code` and `no_progress` signals, which capture degenerate iteration patterns rather than productive repair.

Stagnation signals. $\text{pass}@k$ captures whether the task passes within k iterations but not whether each iteration does real work. The four signals below provide a deterministic decomposition of “the model wastes its budget”; each both terminates the loop early and is reported per-task as an independent quality measurement (Section 4.5). These signals draw on three prior-art lines: cycle detection in iterative search [12, 3, 8], stall generations in evolutionary algorithms [7], and degeneration in LLM text generation [10]. Since iterative LLM refinement is not guaranteed to converge [16, 21], we apply four explicit non-convergence signals calibrated to the $K = 5$ budget so that each can fire at least once on a stagnating trajectory without triggering on any healthy one. A threshold-sensitivity ablation is in Appendix F.

The four signals are (1) `duplicate_code` (model resubmits its own previous attempt verbatim; a 1-step instance of *degeneration*), (2) `code_cycle` (model re-tries a strictly earlier rejected solution; a Floyd–Brent cycle in the solution trajectory), (3) `category_oscillation` (model alternates between failure modes rather than narrowing the fix space), and (4) `no_progress` (model stuck on the same concrete bug; *stall iterations*). Closed-form bounds for `code_cycle`, `duplicate_code`, and `no_progress` are derived in Appendix D.2; `category_oscillation` is an empirical companion signal without closed-form bound. The four signals are jointly orthogonal to $\text{pass}@k$: a high- $\text{pass}@k$ model can still waste its budget under `no_progress`, and a high-stagnation model can still solve a non-trivial fraction of the corpus (Section 4.5).

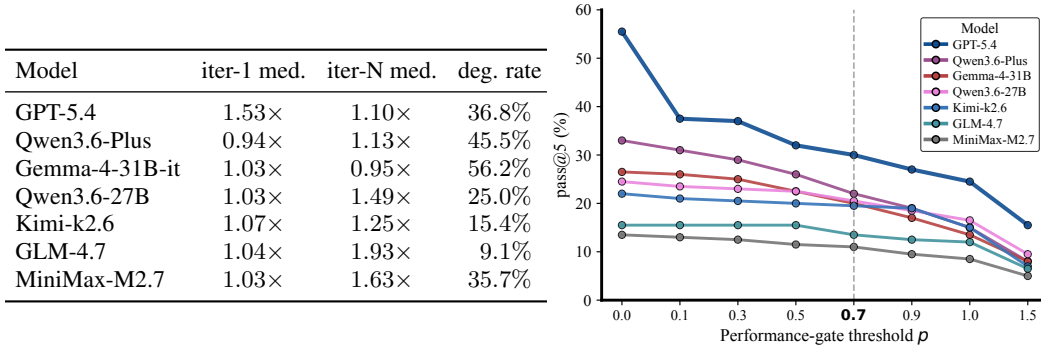


Figure 4: (Left) Per-model degeneration evidence on the corpus’s eventually-passing tasks: median speedup of iter-1 passes vs. iter-N ($N > 1$) passes, and the degeneration rate (share of iter-N passes whose speedup falls below the reference baseline, *i.e.* $< 1.0\times$). (Right) Per-model pass@5 vs. performance-gate p . Dashed line marks the default $p=0.7$.

Decomposition into pass@1 and debug rate. Two fixers can share an identical pass@ k headline while differing sharply in *how* they reach it. To expose this, we report pass@1 and debug_rate@ k separately alongside the combined figure. The two quantities are linked by

$$\text{pass}@k = \text{pass}@1 + (1 - \text{pass}@1) \cdot \text{debug_rate}@k,$$

where debug_rate@ k is the fraction of tasks that failed on iteration 1 but passed within k iterations. A generation-strong / debug-weak profile exhibits high pass@1 and low debug_rate; a generation-weak / debug-strong profile exhibits the reverse. Prior CUDA benchmarks report only the combined headline and cannot make this distinction at any single axis setting.

4 Evaluation

This section evaluates how seven frontier LLMs debug the 213 broken-start CUDA tasks in CUD-ABEAVER. We treat pass@ $k(M, C, A)$ as the object being measured, where M is the fixer, C is CUDABEAVER, and A specifies the protocol axes introduced in §3.4. The experiments are conducted on NVIDIA RTX PRO 6000 GPU (Blackwell) and H200 GPU (Hopper), according to the specific hardware requirement of each task.

Models and default protocol. Evaluated models consists of GPT-5.4 [26], Qwen3.6-Plus and Qwen3.6-27B [36], Gemma-4-31B-it [30], Kimi-k2.6 [31], GLM-4.7 [29], and MiniMax-M2.7 [17]. Unless otherwise stated, each fixer receives up to $K=5$ repair attempts with $H=4$ retained rounds, feedback level L_3 , iterative sampling at $T=0.7$, and performance gate $p=0.7$. Scores use the asymmetric pass@ k rule in Eq. (5); full backend, source-overlap, and axis-coverage details are provided in Appendix B.

Protocol sweeps. Starting from the default protocol, we vary one axis at a time and hold the others fixed: performance gate A_1 , sampling strategy A_2 , feedback richness A_3 , and conversation-history depth A_4 . For each sweep we report score swing to quantify absolute sensitivity, and Kendall’s τ where applicable to quantify cross-model ranking stability. This design isolates which evaluation choices make models look stronger, weaker, or differently ranked, while avoiding an intractable full Cartesian sweep over all protocol combinations.

4.1 Performance-Gate Threshold A_1

Raising the performance-gate p from 0 to 1.5 reduces pass@ k by 8.5–40.0 percentage points across the seven models. The largest drop is on GPT-5.4, from 55.5% to 15.5%, and the smallest is on MiniMax-M2.7, from 13.5% to 5.0%; the full threshold sweep is provided in Appendix H.

This gate choice also changes how much separation the benchmark exposes between models: the absolute gap between strongest and weakest models contracts from ~ 42.0 percentage points at $p = 0.0$ to ~ 10.5 at $p = 1.5$. Benchmarks fixing a single operating point thus anchor leaderboards to

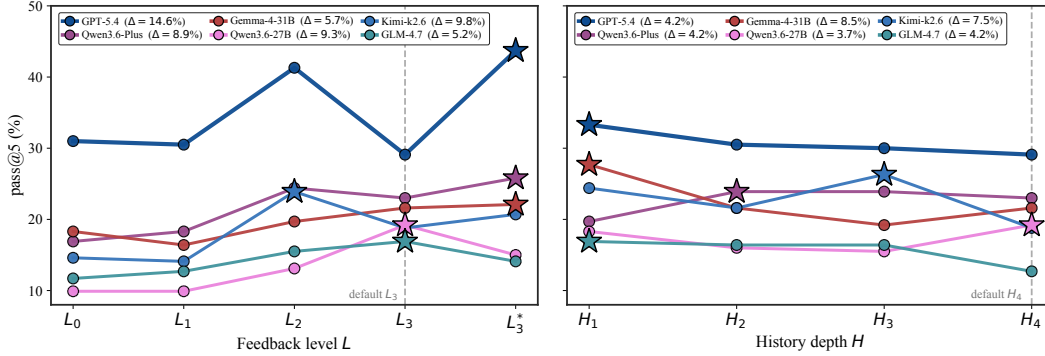


Figure 5: **Feedback richness A_3 (left) and conversation-history depth A_4 (right).** Per-model $\text{pass}@k$ trajectories; star marks each model’s best setting, dashed grey line marks the default.

one slice of a wider curve. Speedup ratios use 10-launch post hoc re-measurement, with CV reported at a 3% threshold; Appendix G gives the protocol.

Interpreting a lower $\text{pass}@k$ as degeneration would be premature, since the same pattern could arise from weaker iter-1 candidates, stronger reference baselines, or real degenerative repair. The iter-1 versus iter-N speedup comparison in the left panel of Fig. 4 isolates one component of this ambiguity. We restrict to tasks each model solves at $p = 0$ and compare the model’s own iter-N pass to its own iter-1 pass. Such comparison controls for both reference-baseline strength and cross-model generation gap, leaving within-model temporal degradation as the residual signal. Per-model degeneration rates range from 9.1% to 56.2%, and roughly one third of iter-N passes across evaluated models fall below the reference baseline (i.e., $< 1.0 \times$ speedup); $p = 0$ still credits them, whereas $p \geq 1.0$ does not.

Cross-model rank order is largely preserved within each p bucket. GPT-5.4 remains the strongest model across thresholds, even as margins compress sharply. Swing magnitude and ranking stability therefore decouple: a benchmark can be highly sensitive to p in absolute $\text{pass}@k$ while remaining comparatively stable in relative ordering. We formalize this in §4.4.

4.2 Test-Time Sampling Strategy A_2

At the same five-call budget, iterative repair and repeated sampling yield qualitatively different cross-model rankings. The directional pattern is mixed: 4 of 7 models favor iteration, with gains up to +9.9 percentage points on Qwen3.6-Plus; 2 favor repeated sampling, with the largest iteration deficit at -5.6 percentage points on GPT-5.4; and Gemma-4-31B-it is effectively unchanged. Thus, how the same call budget is spent can change which models benefit, not merely the average score. Full per-model values are provided in Appendix H; Fig. 3 illustrates the two sampling protocols.

The dominant SWE-bench-style agent loop is iterative by construction [11, 2]. Under a fixed $\text{pass}@k$ budget, that design choice not only shifts absolute performance: it commits to one particular cross-model ordering. Evaluating the same systems with repeated sampling at the same budget substantially reconfigures that ordering, reversing several pairwise relationships.

The Kendall $\tau = 0.47$ result in Table 1 identifies test-time sampling strategy as the strongest cross-axis leaderboard reshuffle in the study. Notably, the largest model-level swing on this axis is only 9.9 percentage points (Qwen3.6-Plus), yet the induced ordering changes exceed those of every other axis. Swing magnitude and ranking stability are thus distinct quantities, as we discussed in §4.4.

4.3 Feedback Richness A_3 and Conversation-History Depth A_4

Feedback richness A_3 . The $\text{pass}@k$ sweep over feedback-richness levels shows substantial but uneven sensitivity, with per-model $\text{pass}@5$ ranges spanning 3.8–12.7 percentage points. GPT-5.4 exhibits the largest response, improving from 31.0% at L_0 to 43.7% at L_3^* for a gain of 12.7 points. At the same time, the best feedback level is not uniform: Kimi is a clear non-monotone counter-example, peaking at L_2 and degrading at richer levels. This pattern argues against evaluating only a single fixed feedback setting, as is common in prior works [23, 35]. Full per-level values are provided in Appendix H.

Conversation-history depth A_4 . The history-depth sweep is smaller on average but still materially consequential, with per-model pass@5 ranges of 0.9–8.5 percentage points. No single history budget dominates: the best H is model-specific. Gemma-4-31B-it shows the largest swing, reaching 27.7% at $H1$ but dropping to 19.2% at $H3$, an 8.5-point spread. As with A_3 , these results caution against max-budget defaults often adopted in prior repair studies [35, 2]. Full per-history values are provided in Appendix H.

Ranking stability under both axes. Despite these within-model swings, cross-model ordering is more stable than raw deltas suggest for A_3 : $\tau_{A_3} = 0.73$, indicating near-preservation of the cross-model ranking, with only Kimi notably rising from rank 5 to rank 3. For A_4 , $\tau_{A_4} = 0.60$ reflects a more moderate reshuffle. Both A_3 and A_4 thus provide independent decouplings of swing magnitude from ranking stability, a separation we return to in §4.4.

4.4 Cross-Axis Ranking Robustness

Phenomenology. Across the four CUDABEAVER axis settings, the extremes of the leaderboard are invariant: GPT-5.4 remains rank 1 and GLM-4.7 remains rank 6 under every protocol. Instability is concentrated in the interior, where middle positions reshuffle materially once the default iterative setting is replaced by compute-matched alternatives. We direct the reader to Table 1, where bold cells make cross-axis flips visually explicit.

Translating τ to swaps. These swap counts are grounded in directly enumerable rank movements from Table 1 and therefore do not depend on interpreting τ as a population estimator. Relative to the iterative default, all three non-default axes induce ordinal reshuffles of clearly different severity. On a six-model ranking, $\tau = 0.47$ corresponds to roughly four adjacent-rank swaps, $\tau = 0.60$ to about three, and $\tau = 0.73$ to approximately two. The method variation thus produces the strongest reordering, history variation a moderate one, and feedback variation a near-preserving one.

Rank	Default iter	Repeated	Best-fb	Best-hist
1	GPT-5.4	GPT-5.4	GPT-5.4	GPT-5.4
2	Qwen3.6-Plus	Gemma-4	Qwen3.6-Plus	Gemma-4
3	Gemma-4	Kimi	Kimi	Kimi
4	Qwen3.6-27B	Qwen3.6-27B	Gemma-4	Qwen3.6-Plus
5	Kimi	Qwen3.6-Plus	Qwen3.6-27B	Qwen3.6-27B
6	GLM-4.7	GLM-4.7	GLM-4.7	GLM-4.7
Kendall τ vs. default				
	1.00	0.47	0.73	0.60

Table 1: Cross-model ranking under axes A_2 , A_3 , A_4 ; bold = flip vs. default. Six fixers.

Decoupling synthesised. The four axes show that absolute performance swing and ranking stability do not move in lockstep under CUDABEAVER. Swing ranges from 9.9 percentage points on A_2 to 40.0 on A_1 , while the τ span runs from the strongest reshuffle on A_2 to near preservation on A_3 , so the smallest-swing axis induces the largest ordinal disruption, and a larger-swing axis can leave the leaderboard largely unchanged. Three of the four axes thus reshape the pass@ k ordering at matched effective compute, meaning any single default protocol commits the study to one specific cross-model ranking among multiple defensible alternatives.

4.5 Metric Family Snapshot

Generation-strong vs. debug-strong split. debug_rate@5 ranges from 5.6% (GLM-4.7) to 17.1% (GPT-5.4). GPT-5.4 is the only fixer whose debug_rate@5 exceeds its pass@1, making it the only fixer that recovers measurably from iter-1 failures rather than relying on iter-1 success.

Dominant stagnation signals split the fixers. Four fixers (GPT-5.4, Gemma-4-31B-it, Qwen3.6-Plus, Kimi-k2.6) are dominated by no_progress, indicating repeated attempts stuck on the same concrete bug across iterations. Two others (Qwen3.6-27B, GLM-4.7) are dominated by duplicate_code, indicating verbatim resubmission of an earlier attempt. These are qualitatively different failure modes that headline pass@ k collapses into a single aggregate number.

Default-protocol commitment. Six of seven fixers prefer a non-default protocol on at least one axis, and per-bucket fix_rate varies sharply within each fixer (13–30 pp spread; GPT-5.4: 47.5% compile vs. 70.7% perf-broken). Full data on this are provided in Appendix H.

5 Conclusion

This paper identifies CUDA debugging as an overlooked but critical capability for LLM-based automated CUDA programming. We introduce CUDABEAVER to evaluate this capability. Proposed $\text{pass}@k(M, C, A)$ makes the fixer, corpus, and evaluation axes explicit rather than hiding them inside a single aggregate $\text{pass}@k$. This protocol-aware evaluation exposes *repair by degeneration*, where fixers pass correctness tests by replacing optimized code with slower fallbacks. The evaluation of seven LLMs on 213 tasks shows that stricter performance requirements reduce reported success by up to 40.0 percentage points, and reasonable protocol choices can also change model rankings.

References

- [1] Norah Alzahrani, Hisham Alyahya, Yazeed Alnumay, Sultan Alrashed, Shaykhah Alsubaie, Yousef Almushayqih, Faisal Mirza, Nouf Alotaibi, Nora Al-Twairsh, Areeb Alowisheq, et al. When benchmarks are targets: Revealing the sensitivity of large language model leaderboards. In *Proceedings of the 62nd Annual Meeting of the Association for Computational Linguistics (Volume 1: Long Papers)*, pages 13787–13805, 2024.
- [2] Carlo Baronio, Pietro Marsella, Ben Pan, Simon Guo, and Silas Alberti. Kevin: Multi-turn rl for generating cuda kernels. *arXiv preprint arXiv:2507.11948*, 2025.
- [3] Richard P Brent. An improved monte carlo factorization algorithm. *BIT Numerical Mathematics*, 20(2):176–184, 1980.
- [4] Mark Chen, Jerry Tworek, Heewoo Jun, Qiming Yuan, Henrique Ponde De Oliveira Pinto, Jared Kaplan, Harri Edwards, Yuri Burda, Nicholas Joseph, Greg Brockman, et al. Evaluating large language models trained on code. *arXiv preprint arXiv:2107.03374*, 2021.
- [5] Terry Chen, Zhifan Ye, Bing Xu, Zihao Ye, Timmy Liu, Ali Hassani, Tianqi Chen, Andrew Kerr, Haicheng Wu, Yang Xu, et al. Avo: Agentic variation operators for autonomous evolutionary search. *arXiv preprint arXiv:2603.24517*, 2026.
- [6] Tri Dao. Flashattention-2: Faster attention with better parallelism and work partitioning, 2023. URL <https://arxiv.org/abs/2307.08691>.
- [7] Kenneth Alan De Jong. *An analysis of the behavior of a class of genetic adaptive systems*. University of Michigan, 1975.
- [8] Philippe Flajolet and Andrew M Odlyzko. Random mapping statistics. In *Workshop on the Theory and Application of Cryptographic Techniques*, pages 329–354. Springer, 1989.
- [9] Mohsen Hariri, Amirhossein Samandar, Michael Hinczewski, and Vipin Chaudhary. Don’t pass@ k: A bayesian framework for large language model evaluation. *arXiv preprint arXiv:2510.04265*, 2025.
- [10] Ari Holtzman, Jan Buys, Li Du, Maxwell Forbes, and Yejin Choi. The curious case of neural text degeneration. *arXiv preprint arXiv:1904.09751*, 2019.
- [11] Carlos E Jimenez, John Yang, Alexander Wettig, Shunyu Yao, Kexin Pei, Ofir Press, and Karthik R Narasimhan. Swe-bench: Can language models resolve real-world github issues? In *The twelfth international conference on learning representations*, 2023.
- [12] Donald E Knuth. *The art of computer programming: Seminumerical algorithms, volume 2*. Addison-Wesley Professional, 2014.
- [13] Jianling Li, Shangzhan Li, Zhenye Gao, Qi Shi, Yuxuan Li, Zefan Wang, Jiacheng Huang, WangHaojie WangHaojie, Jianrong Wang, Xu Han, et al. Tritonbench: Benchmarking large language model capabilities for generating triton operators. In *Findings of the Association for Computational Linguistics: ACL 2025*, pages 23053–23066, 2025.
- [14] Shiyang Li, Zijian Zhang, Winson Chen, Yuebo Luo, Mingyi Hong, and Caiwen Ding. Stitchcuda: An automated multi-agents end-to-end gpu programing framework with rubric-based agentic reinforcement learning, 2026.
- [15] Wei Liu, Jiawei Xu, Yingru Li, Longtao Zheng, Tianjian Li, Qian Liu, and Junxian He. Dr. kernel: Reinforcement learning done right for triton kernel generations. *arXiv preprint arXiv:2602.05885*, 2026.
- [16] Aman Madaan, Niket Tandon, Prakhar Gupta, Skyler Hallinan, Luyu Gao, Sarah Wiegrefe, Uri Alon, Nouha Dziri, Shrimai Prabhume, Yiming Yang, Shashank Gupta, Bodhisattwa Prasad Majumder, Katherine Hermann, Sean Welleck, Amir Yazdanbakhsh, and Peter Clark. Self-refine: Iterative refinement with self-feedback, 2023. URL <https://arxiv.org/abs/2303.17651>.

- [17] MiniMax, :, Aili Chen, Aonian Li, Bangwei Gong, Binyang Jiang, Bo Fei, Bo Yang, Boji Shan, Changqing Yu, Chao Wang, Cheng Zhu, Chengjun Xiao, Chengyu Du, Chi Zhang, Chu Qiao, Chunhao Zhang, Chunhui Du, Congchao Guo, Da Chen, Deming Ding, Dianjun Sun, Dong Li, Enwei Jiao, Haigang Zhou, Haimo Zhang, Han Ding, Haohai Sun, Haoyu Feng, Huaiguang Cai, Haichao Zhu, Jian Sun, Jiaqi Zhuang, Jiaren Cai, Jiayuan Song, Jin Zhu, Jingyang Li, Jinhao Tian, Jinli Liu, Junhao Xu, Junjie Yan, Junteng Liu, Junxian He, Kaiyi Feng, Ke Yang, Kecheng Xiao, Le Han, Leyang Wang, Lianfei Yu, Liheng Feng, Lin Li, Lin Zheng, Linge Du, Lingyu Yang, Lunbin Zeng, Minghui Yu, Mingliang Tao, Mingyuan Chi, Mozhi Zhang, Mujie Lin, Nan Hu, Nongyu Di, Peng Gao, Pengfei Li, Pengyu Zhao, Qibing Ren, Qidi Xu, Qile Li, Qin Wang, Rong Tian, Ruitao Leng, Shaoxiang Chen, Shaoyu Chen, Shengmin Shi, Shitong Weng, Shuchang Guan, Shuqi Yu, Sichen Li, Songquan Zhu, Tengfei Li, Tianchi Cai, Tianrun Liang, Weiyu Cheng, Weize Kong, Wenkai Li, Xiancai Chen, Xiangjun Song, Xiao Luo, Xiao Su, Xiaobo Li, Xiaodong Han, Xinzhu Hou, Xuan Lu, Xun Zou, Xuyang Shen, Yan Gong, Yan Ma, Yang Wang, Yiqi Shi, Yiran Zhong, Yonghong Duan, Yongxiang Fu, Yongyi Hu, Yu Gao, Yuanxiang Fan, Yufeng Yang, Yuhao Li, Yulin Hu, Yunan Huang, Yunji Li, Yunzhi Xu, Yuxin Mao, Yuxuan Shi, Yuze Wenren, Zehan Li, Zelin Li, Zhanxu Tian, Zhengmao Zhu, Zhenhua Fan, Zhenzhen Wu, Zhichao Xu, Zhihang Yu, Zhiheng Lyu, Zhuo Jiang, Zibo Gao, Zijia Wu, Zijian Song, and Zijun Sun. Minimax-m1: Scaling test-time compute efficiently with lightning attention, 2025. URL <https://arxiv.org/abs/2506.13585>.
- [18] Moran Mizrahi, Guy Kaplan, Dan Malkin, Rotem Dror, Dafna Shahaf, and Gabriel Stanovsky. State of what art? a call for multi-prompt llm evaluation. *Transactions of the Association for Computational Linguistics*, 12:933–949, 2024.
- [19] NVIDIA. Computeeval: Evaluating large language models for cuda code generation. GitHub repository, 2025. URL <https://github.com/NVIDIA/compute-eval>.
- [20] NVIDIA. Cutlass. GitHub repository, 2026. URL <https://github.com/NVIDIA/cutlass>.
- [21] Theo X Olausson, Jeevana Priya Inala, Chenglong Wang, Jianfeng Gao, and Armando Solar-Lezama. Is self-repair a silver bullet for code generation? *arXiv preprint arXiv:2306.09896*, 2023.
- [22] Anne Ouyang, Simon Guo, Simran Arora, Alex L Zhang, William Hu, Christopher Ré, and Azalia Mirhoseini. Kernelbench: Can llms write efficient gpu kernels? *arXiv preprint arXiv:2502.10517*, 2025.
- [23] Yun Peng, Akhilesh Deepak Gotmare, Michael R Lyu, Caiming Xiong, Silvio Savarese, and Doyen Sahoo. Perfcodegen: Improving performance of llm generated code with execution feedback. In *2025 IEEE/ACM Second International Conference on AI Foundation Models and Software Engineering (Forge)*, pages 1–13. IEEE, 2025.
- [24] Andrea Saltelli, Marco Ratto, Terry Andres, Francesca Campolongo, Jessica Cariboni, Debora Gatelli, Michaela Saisana, and Stefano Tarantola. *Global sensitivity analysis: the primer*. John Wiley & Sons, 2008.
- [25] Melanie Sclar, Yejin Choi, Yulia Tsvetkov, and Alane Suhr. Quantifying language models’ sensitivity to spurious features in prompt design or: How i learned to start worrying about prompt formatting. *arXiv preprint arXiv:2310.11324*, 2023.
- [26] Aaditya Singh, Adam Fry, Adam Perelman, Adam Tart, Adi Ganesh, Ahmed El-Kishky, Aidan McLaughlin, Aiden Low, AJ Ostrow, Akhila Ananthram, Akshay Nathan, Alan Luo, Alec Helyar, Aleksander Madry, Aleksandr Efremov, Aleksandra Spyra, Alex Baker-Whitcomb, Alex Beutel, Alex Karpenko, Alex Makelov, Alex Neitz, Alex Wei, Alexandra Barr, Alexandre Kirchmeyer, Alexey Ivanov, Alexi Christakis, Alistair Gillespie, Allison Tam, Ally Bennett, Alvin Wan, Alyssa Huang, Amy McDonald Sandjideh, Amy Yang, Ananya Kumar, Andre Saraiva, Andrea Vallone, Andrei Gheorghe, Andres Garcia Garcia, Andrew Braunstein, Andrew Liu, Andrew Schmidt, Andrey Mereskin, Andrey Mishchenko, Andy Applebaum, Andy Rogerson, Ann Rajan, Annie Wei, Anoop Kotha, Anubha Srivastava, Anushree Agrawal, Arun Vijayvergiya, Ashley Tyra, Ashvin Nair, Avi Nayak, Ben Eggers, Bessie Ji, Beth Hoover, Bill Chen, Blair Chen, Boaz Barak, Borys Minaiev, Botao Hao, Bowen Baker, Brad Lightcap,

Brandon McKinzie, Brandon Wang, Brendan Quinn, Brian Fioca, Brian Hsu, Brian Yang, Brian Yu, Brian Zhang, Brittany Brenner, Callie Riggins Zetino, Cameron Raymond, Camillo Lugaresi, Carolina Paz, Cary Hudson, Cedric Whitney, Chak Li, Charles Chen, Charlotte Cole, Chelsea Voss, Chen Ding, Chen Shen, Chengdu Huang, Chris Colby, Chris Hallacy, Chris Koch, Chris Lu, Christina Kaplan, Christina Kim, CJ Minott-Henriques, Cliff Frey, Cody Yu, Coley Czarnecki, Colin Reid, Colin Wei, Cory Decareaux, Cristina Scheau, Cyril Zhang, Cyrus Forbes, Da Tang, Dakota Goldberg, Dan Roberts, Dana Palmie, Daniel Kappler, Daniel Levine, Daniel Wright, Dave Leo, David Lin, David Robinson, Declan Grabb, Derek Chen, Derek Lim, Derek Salama, Dibya Bhattacharjee, Dimitris Tsipras, Dinghua Li, Dingli Yu, DJ Strouse, Drew Williams, Dylan Hunn, Ed Bayes, Edwin Arbus, Ekin Akyurek, Elaine Ya Le, Elana Widmann, Eli Yani, Elizabeth Proehl, Enis Sert, Enoch Cheung, Eri Schwartz, Eric Han, Eric Jiang, Eric Mitchell, Eric Sigler, Eric Wallace, Erik Ritter, Erin Kavanaugh, Evan Mays, Evgenii Nikishin, Fangyuan Li, Felipe Petroski Such, Filipe de Avila Belbute Peres, Filippo Raso, Florent Bekerman, Foivos Tsimpourlas, Fotis Chantzis, Francis Song, Francis Zhang, Gaby Raila, Garrett McGrath, Gary Briggs, Gary Yang, Giambattista Parascandolo, Gildas Chabot, Grace Kim, Grace Zhao, Gregory Valiant, Guillaume Leclerc, Hadi Salman, Hanson Wang, Hao Sheng, Haoming Jiang, Haoyu Wang, Haozhun Jin, Harshit Sikchi, Heather Schmidt, Henry Aspegren, Honglin Chen, Huida Qiu, Hunter Lightman, Ian Covert, Ian Kivlichan, Ian Silber, Ian Sohl, Ibrahim Hammoud, Ignasi Clavera, Ikai Lan, Ilge Akkaya, Ilya Kostrikov, Irina Kofman, Isak Etinger, Ishaan Singal, Jackie Hehir, Jacob Huh, Jacqueline Pan, Jake Wilczynski, Jakub Pachocki, James Lee, James Quinn, Jamie Kiros, Janvi Kalra, Jasmyn Samaroo, Jason Wang, Jason Wolfe, Jay Chen, Jay Wang, Jean Harb, Jeffrey Han, Jeffrey Wang, Jennifer Zhao, Jeremy Chen, Jerene Yang, Jerry Tworek, Jesse Chand, Jessica Landon, Jessica Liang, Ji Lin, Jiancheng Liu, Jianfeng Wang, Jie Tang, Jihan Yin, Joanne Jang, Joel Morris, Joey Flynn, Johannes Ferstad, Johannes Heidecke, John Fishbein, John Hallman, Jonah Grant, Jonathan Chien, Jonathan Gordon, Jongsoo Park, Jordan Liss, Jos Kraaijeveld, Joseph Guay, Joseph Mo, Josh Lawson, Josh McGrath, Joshua Vendrow, Joy Jiao, Julian Lee, Julie Steele, Julie Wang, Junhua Mao, Kai Chen, Kai Hayashi, Kai Xiao, Kamyar Salahi, Kan Wu, Karan Sekhri, Karan Sharma, Karan Singhal, Karen Li, Kenny Nguyen, Keren Gu-Lemberg, Kevin King, Kevin Liu, Kevin Stone, Kevin Yu, Kristen Ying, Kristian Georgiev, Kristie Lim, Kushal Tirumala, Kyle Miller, Lama Ahmad, Larry Lv, Laura Clare, Laurance Fauconnet, Lauren Itow, Lauren Yang, Laurentia Romaniuk, Leah Anise, Lee Byron, Leher Pathak, Leon Maksin, Leyan Lo, Leyton Ho, Li Jing, Liang Wu, Liang Xiong, Lien Mamitsuka, Lin Yang, Lindsay McCallum, Lindsey Held, Liz Bourgeois, Logan Engstrom, Lorenz Kuhn, Louis Feuvrier, Lu Zhang, Lucas Switzer, Lukas Kondraciuk, Lukasz Kaiser, Manas Joglekar, Mandeep Singh, Mandip Shah, Manuka Stratta, Marcus Williams, Mark Chen, Mark Sun, Marselus Cayton, Martin Li, Marvin Zhang, Marwan Aljubeih, Matt Nichols, Matthew Haines, Max Schwarzer, Mayank Gupta, Meghan Shah, Melody Y. Guan, Melody Huang, Meng Dong, Mengqing Wang, Mia Glaese, Micah Carroll, Michael Lampe, Michael Malek, Michael Sharman, Michael Zhang, Michele Wang, Michelle Pokrass, Mihai Florian, Mikhail Pavlov, Miles Wang, Ming Chen, Mingxuan Wang, Minnia Feng, Mo Bavarian, Molly Lin, Moose Abdool, Mostafa Rohaninejad, Nacho Soto, Natalie Staudacher, Natan LaFontaine, Nathan Marwell, Nelson Liu, Nick Preston, Nick Turley, Nicklas Ansmann, Nicole Blades, Nikil Pancha, Nikita Mikhaylin, Niko Felix, Nikunj Handa, Nishant Rai, Nitish Keskar, Noam Brown, Ofir Nachum, Oleg Boiko, Oleg Murk, Olivia Watkins, Oona Gleeson, Pamela Mishkin, Patryk Lesiewicz, Paul Baltescu, Pavel Belov, Peter Zhokhov, Philip Pronin, Phillip Guo, Phoebe Thacker, Qi Liu, Qiming Yuan, Qinghua Liu, Rachel Dias, Rachel Puckett, Rahul Arora, Ravi Teja Mullapudi, Raz Gaon, Reah Miyara, Rennie Song, Rishabh Aggarwal, RJ Marsan, Robel Yemiru, Robert Xiong, Rohan Kshirsagar, Rohan Nuttall, Roman Tsiupa, Ronen Eldan, Rose Wang, Roshan James, Roy Ziv, Rui Shu, Ruslan Nigmatullin, Saachi Jain, Saam Talaie, Sam Altman, Sam Arnesen, Sam Toizer, Sam Toyer, Samuel Miserendino, Sandhini Agarwal, Sarah Yoo, Savannah Heon, Scott Ethersmith, Sean Grove, Sean Taylor, Sebastien Bubeck, Sever Banesiu, Shaokyi Amdo, Shengjia Zhao, Sherwin Wu, Shibani Santurkar, Shiyu Zhao, Shraman Ray Chaudhuri, Shreyas Krishnaswamy, Shuaiqi, Xia, Shuyang Cheng, Shyamal Anadkat, Simón Posada Fishman, Simon Tobin, Siyuan Fu, Somay Jain, Song Mei, Sonya Egoian, Spencer Kim, Spug Golden, SQ Mah, Steph Lin, Stephen Imm, Steve Sharpe, Steve Yadlowsky, Sulman Choudhry, Sungwon Eum, Suvansh Sanjeev, Tabarak Khan, Tal Stramer, Tao Wang, Tao Xin, Tarun Gogineni, Taya Christianson, Ted Sanders, Tejal Patwardhan, Thomas Degry, Thomas Shadwell, Tianfu Fu, Tianshi Gao, Timur Garipov, Tina Sriskandarajah, Toki Sherbakov, Tomek Korbak, Tomer Kaftan, Tomo

- Hiratsuka, Tongzhou Wang, Tony Song, Tony Zhao, Troy Peterson, Val Kharitonov, Victoria Chernova, Vineet Kosaraju, Vishal Kuo, Vitchyr Pong, Vivek Verma, Vlad Petrov, Wanning Jiang, Weixing Zhang, Wenda Zhou, Wenlei Xie, Wenting Zhan, Wes McCabe, Will DePue, Will Ellsworth, Wulfie Bain, Wyatt Thompson, Xiangning Chen, Xiangyu Qi, Xin Xiang, Xinwei Shi, Yann Dubois, Yaodong Yu, Yara Khakbaz, Yifan Wu, Yilei Qian, Yin Tat Lee, Yinbo Chen, Yizhen Zhang, Yizhong Xiong, Yonglong Tian, Young Cha, Yu Bai, Yu Yang, Yuan Yuan, Yuanzhi Li, Yufeng Zhang, Yuguang Yang, Yujia Jin, Yun Jiang, Yunyun Wang, Yushi Wang, Yutian Liu, Zach Stubenvoll, Zehao Dou, Zheng Wu, and Zhigang Wang. Openai gpt-5 system card, 2026. URL <https://arxiv.org/abs/2601.03267>.
- [27] Mohamed Tarek Ibn Ziad and Christos Kozyrakis. Hunting cuda bugs at scale with cufuzz. *Proceedings of the ACM on Programming Languages*, 10(OOPSLA1):877–904, 2026.
- [28] Mohamed Tarek Ibn Ziad, Sana Damani, Aamer Jaleel, Stephen W Keckler, and Mark Stephenson. Cucatch: A debugging tool for efficiently catching memory safety violations in cuda applications. *Proceedings of the ACM on Programming Languages*, 7(PLDI):124–147, 2023.
- [29] 5 Team, Aohan Zeng, Xin Lv, Qinkai Zheng, Zhenyu Hou, Bin Chen, Chengxing Xie, Cunxiang Wang, Da Yin, Hao Zeng, Jiajie Zhang, Kedong Wang, Lucen Zhong, Mingdao Liu, Rui Lu, Shulin Cao, Xiaohan Zhang, Xuancheng Huang, Yao Wei, Yean Cheng, Yifan An, Yilin Niu, Yuanhao Wen, Yushi Bai, Zhengxiao Du, Zihan Wang, Zilin Zhu, Bohan Zhang, Bosi Wen, Bowen Wu, Bowen Xu, Can Huang, Casey Zhao, Changpeng Cai, Chao Yu, Chen Li, Chendi Ge, Chenghua Huang, Chenhui Zhang, Chenxi Xu, Chenzheng Zhu, Chuang Li, Congfeng Yin, Daoyan Lin, Dayong Yang, Dazhi Jiang, Ding Ai, Erle Zhu, Fei Wang, Gengzheng Pan, Guo Wang, Hailong Sun, Haitao Li, Haiyang Li, Haiyi Hu, Hanyu Zhang, Hao Peng, Hao Tai, Haoke Zhang, Haoran Wang, Haoyu Yang, He Liu, He Zhao, Hongwei Liu, Hongxi Yan, Huan Liu, Huilong Chen, Ji Li, Jiajing Zhao, Jiamin Ren, Jian Jiao, Jiani Zhao, Jiansong Yan, Jiaqi Wang, Jiayi Gui, Jiayue Zhao, Jie Liu, Jijie Li, Jing Li, Jing Lu, Jingsen Wang, Jingwei Yuan, Jingxuan Li, Jingzhao Du, Jinhua Du, Jinxin Liu, Junkai Zhi, Junli Gao, Ke Wang, Lekang Yang, Liang Xu, Lin Fan, Lindong Wu, Lintao Ding, Lu Wang, Man Zhang, Minghao Li, Minghuan Xu, Mingming Zhao, Mingshu Zhai, Pengfan Du, Qian Dong, Shangde Lei, Shangqing Tu, Shangtong Yang, Shaoyou Lu, Shijie Li, Shuang Li, Shuang-Li, Shuxun Yang, Sibao Yi, Tianshu Yu, Wei Tian, Weihang Wang, Wenbo Yu, Weng Lam Tam, Wenjie Liang, Wentao Liu, Xiao Wang, Xiaohan Jia, Xiaotao Gu, Xiaoying Ling, Xin Wang, Xing Fan, Xingru Pan, Xinyuan Zhang, Xinze Zhang, Xiuqing Fu, Xunkai Zhang, Yabo Xu, Yandong Wu, Yida Lu, Yidong Wang, Yilin Zhou, Yiming Pan, Ying Zhang, Yingli Wang, Yingru Li, Yinpei Su, Yipeng Geng, Yitong Zhu, Yongkun Yang, Yuhang Li, Yuhao Wu, Yujiang Li, Yunan Liu, Yunqing Wang, Yuntao Li, Yuxuan Zhang, Zezhen Li, Zhen Yang, Zhengda Zhou, Zhongpei Qiao, Zhuoer Feng, Zhuorui Liu, Zichen Zhang, Zihan Wang, Zijun Yao, Zikang Wang, Ziqiang Liu, Ziwei Chai, Zixuan Li, Zuodong Zhao, Wenguang Chen, Jidong Zhai, Bin Xu, Minlie Huang, Hongning Wang, Juanzi Li, Yuxiao Dong, and Jie Tang. Glm-4.5: Agentic, reasoning, and coding (arc) foundation models, 2025. URL <https://arxiv.org/abs/2508.06471>.
- [30] Gemma Team, Aishwarya Kamath, Johan Ferret, Shreya Pathak, Nino Vieillard, Ramona Merhej, Sarah Perrin, Tatiana Matejovicova, Alexandre Ramé, Morgane Rivière, Louis Rouillard, Thomas Mesnard, Geoffrey Cideron, Jean bastien Grill, Sabela Ramos, Edouard Yvinec, Michelle Casbon, Etienne Pot, Ivo Penchev, Gaël Liu, Francesco Visin, Kathleen Kenealy, Lucas Beyer, Xiaohai Zhai, Anton Tsitsulin, Robert Busa-Fekete, Alex Feng, Noveen Sachdeva, Benjamin Coleman, Yi Gao, Basil Mustafa, Iain Barr, Emilio Parisotto, David Tian, Matan Eyal, Colin Cherry, Jan-Thorsten Peter, Danila Sinopalnikov, Surya Bhupatiraju, Rishabh Agarwal, Mehran Kazemi, Dan Malkin, Ravin Kumar, David Vilar, Idan Brusilovsky, Jiaming Luo, Andreas Steiner, Abe Friesen, Abhanshu Sharma, Abheesht Sharma, Adi Mayrav Gilady, Adrian Godeckemeyer, Alaa Saade, Alex Feng, Alexander Kolesnikov, Alexei Bendebury, Alvin Abdagic, Amit Vadi, András György, André Susano Pinto, Anil Das, Ankur Bapna, Antoine Miech, Antoine Yang, Antonia Paterson, Ashish Shenoy, Ayan Chakrabarti, Bilal Piot, Bo Wu, Bobak Shahriari, Bryce Petriani, Charlie Chen, Charline Le Lan, Christopher A. Choquette-Choo, CJ Carey, Cormac Brick, Daniel Deutsch, Danielle Eisenbud, Dee Cattle, Derek Cheng, Dimitris Pappas, Divyashree Shivakumar Sreepathihalli, Doug Reid, Dustin Tran, Dustin Zelle, Eric Noland, Erwin Huizenga, Eugene Kharitonov, Frederick Liu, Gagik Amirhanyan, Glenn Cameron, Hadi Hashemi, Hanna Klimczak-Plucińska, Harman Singh,

Harsh Mehta, Harshal Tushar Lehri, Hussein Hazimeh, Ian Ballantyne, Idan Szpektor, Ivan Nardini, Jean Pouget-Abadie, Jetha Chan, Joe Stanton, John Wieting, Jonathan Lai, Jordi Orbay, Joseph Fernandez, Josh Newlan, Ju yeong Ji, Jyotinder Singh, Kat Black, Kathy Yu, Kevin Hui, Kiran Vodrahalli, Klaus Greff, Linhai Qiu, Marcella Valentine, Marina Coelho, Marvin Ritter, Matt Hoffman, Matthew Watson, Mayank Chaturvedi, Michael Moynihan, Min Ma, Nabila Babar, Natasha Noy, Nathan Byrd, Nick Roy, Nikola Momchev, Nilay Chauhan, Noveen Sachdeva, Oskar Bunyan, Pankil Botarda, Paul Caron, Paul Kishan Rubenstein, Phil Culliton, Philipp Schmid, Pier Giuseppe Sessa, Pingmei Xu, Piotr Stanczyk, Pouya Tafti, Rakesh Shivanna, Renjie Wu, Renke Pan, Reza Rokni, Rob Willoughby, Rohith Vallu, Ryan Mullins, Sammy Jerome, Sara Smoot, Sertan Girgin, Shariq Iqbal, Shashir Reddy, Shruti Sheth, Siim Pöder, Sijal Bhatnagar, Sindhu Raghuram Panyam, Sivan Eiger, Susan Zhang, Tianqi Liu, Trevor Yacovone, Tyler Liechty, Uday Kalra, Utku Evci, Vedant Misra, Vincent Roseberry, Vlad Feinberg, Vlad Kolesnikov, Woohyun Han, Woosuk Kwon, Xi Chen, Yinlam Chow, Yuvein Zhu, Zichuan Wei, Zoltan Egyed, Victor Cotruta, Minh Giang, Phoebe Kirk, Anand Rao, Kat Black, Nabila Babar, Jessica Lo, Erica Moreira, Luiz Gustavo Martins, Omar Sanseviero, Lucas Gonzalez, Zach Gleicher, Tris Warkentin, Vahab Mirrokni, Evan Senter, Eli Collins, Joelle Barral, Zoubin Ghahramani, Raia Hadsell, Yossi Matias, D. Sculley, Slav Petrov, Noah Fiedel, Noam Shazeer, Oriol Vinyals, Jeff Dean, Demis Hassabis, Koray Kavukcuoglu, Clement Farabet, Elena Buchatskaya, Jean-Baptiste Alayrac, Rohan Anil, Dmitry, Lepikhin, Sebastian Borgeaud, Olivier Bachem, Armand Joulin, Alek Andreev, Cassidy Hardin, Robert Dadashi, and Léonard Hussenot. Gemma 3 technical report, 2025. URL <https://arxiv.org/abs/2503.19786>.

- [31] Kimi Team, Yifan Bai, Yiping Bao, Y. Charles, Cheng Chen, Guanduo Chen, Haiting Chen, Huarong Chen, Jiahao Chen, Ningxin Chen, Ruijue Chen, Yanru Chen, Yuankun Chen, Yutian Chen, Zhuofu Chen, Jialei Cui, Hao Ding, Mengnan Dong, Angang Du, Chenzhuang Du, Dikang Du, Yulun Du, Yu Fan, Yichen Feng, Kelin Fu, Bofei Gao, Chenxiao Gao, Hongcheng Gao, Peizhong Gao, Tong Gao, Yuyao Ge, Shangyi Geng, Qizheng Gu, Xinran Gu, Longyu Guan, Haiqing Guo, Jianhang Guo, Xiaoru Hao, Tianhong He, Weiran He, Wenyang He, Yunjia He, Chao Hong, Hao Hu, Yangyang Hu, Zhenxing Hu, Weixiao Huang, Zhiqi Huang, Zihao Huang, Tao Jiang, Zhejun Jiang, Xinyi Jin, Yongsheng Kang, Guokun Lai, Cheng Li, Fang Li, Haoyang Li, Ming Li, Wentao Li, Yang Li, Yanhao Li, Yiwei Li, Zhaowei Li, Zheming Li, Hongzhan Lin, Xiaohan Lin, Zongyu Lin, Chengyin Liu, Chenyu Liu, Hongzhang Liu, Jingyuan Liu, Junqi Liu, Liang Liu, Shaowei Liu, T. Y. Liu, Tianwei Liu, Weizhou Liu, Yangyang Liu, Yibo Liu, Yiping Liu, Yue Liu, Zhengying Liu, Enzhe Lu, Haoyu Lu, Lijun Lu, Yashuo Luo, Shengling Ma, Xinyu Ma, Yingwei Ma, Shaoguang Mao, Jie Mei, Xin Men, Yibo Miao, Siyuan Pan, Yebo Peng, Ruoyu Qin, Zeyu Qin, Bowen Qu, Zeyu Shang, Lidong Shi, Shengyuan Shi, Feifan Song, Jianlin Su, Zhengyuan Su, Lin Sui, Xinjie Sun, Flood Sung, Yunpeng Tai, Heyi Tang, Jiawen Tao, Qifeng Teng, Chaoran Tian, Chensi Wang, Dinglu Wang, Feng Wang, Hailong Wang, Haiming Wang, Jianzhou Wang, Jiaying Wang, Jinhong Wang, Shengjie Wang, Shuyi Wang, Si Wang, Xinyuan Wang, Yao Wang, Yejie Wang, Yiqin Wang, Yuxin Wang, Yuzhi Wang, Zhaoji Wang, Zhengtao Wang, Zhengtao Wang, Zhexu Wang, Chu Wei, Qianqian Wei, Haoning Wu, Wenhao Wu, Xingzhe Wu, Yuxin Wu, Chenjun Xiao, Jin Xie, Xiaotong Xie, Weimin Xiong, Boyu Xu, Jinjing Xu, L. H. Xu, Lin Xu, Suting Xu, Weixin Xu, Xinran Xu, Yangchuan Xu, Ziyao Xu, Jing Xu, Junjie Yan, Yuzi Yan, Hao Yang, Xiaofei Yang, Yi Yang, Ying Yang, Zhen Yang, Zhilin Yang, Zonghan Yang, Haotian Yao, Xingcheng Yao, Wenjie Ye, Zhuorui Ye, Bohong Yin, Longhui Yu, Enming Yuan, Hongbang Yuan, Mengjie Yuan, Siyu Yuan, Haobing Zhan, Dehao Zhang, Hao Zhang, Wanlu Zhang, Xiaobin Zhang, Yadong Zhang, Yangkun Zhang, Yichi Zhang, Yizhi Zhang, Yongting Zhang, Yu Zhang, Yutao Zhang, Yutong Zhang, Zheng Zhang, Haotian Zhao, Yikai Zhao, Zijia Zhao, Huabin Zheng, Shaojie Zheng, Longguang Zhong, Jianren Zhou, Xinyu Zhou, Zaida Zhou, Jinguo Zhu, Zhen Zhu, Weiyu Zhuang, and Xinxing Zu. Kimi k2: Open agentic intelligence, 2026. URL <https://arxiv.org/abs/2507.20534>.
- [32] ThunderKittens Authors. Thunderkittens. GitHub repository, 2026. URL <https://github.com/HazyResearch/ThunderKittens>.
- [33] Runchu Tian, Yining Ye, Yujia Qin, Xin Cong, Yankai Lin, Yinxu Pan, Yesai Wu, Hui Haotian, Liu Weichuan, Zhiyuan Liu, et al. Debugbench: Evaluating debugging capability of large

- language models. In *Findings of the Association for Computational Linguistics: ACL 2024*, pages 4173–4198, 2024.
- [34] Mingyuan Wu, Husheng Zhou, Lingming Zhang, Cong Liu, and Yuqun Zhang. Characterizing and detecting cuda program bugs. *arXiv preprint arXiv:1905.01833*, 2019.
- [35] Chunqiu Steven Xia and Lingming Zhang. Keep the conversation going: Fixing 162 out of 337 bugs for \$0.42 each using chatgpt. *arXiv preprint arXiv:2304.00385*, 2023.
- [36] An Yang, Anfeng Li, Baosong Yang, Beichen Zhang, Binyuan Hui, Bo Zheng, Bowen Yu, Chang Gao, Chengen Huang, Chenxu Lv, Chujie Zheng, Dayiheng Liu, Fan Zhou, Fei Huang, Feng Hu, Hao Ge, Haoran Wei, Huan Lin, Jialong Tang, Jian Yang, Jianhong Tu, Jianwei Zhang, Jianxin Yang, Jiayi Yang, Jing Zhou, Jingren Zhou, Junyang Lin, Kai Dang, Keqin Bao, Kexin Yang, Le Yu, Lianghao Deng, Mei Li, Mingfeng Xue, Mingze Li, Pei Zhang, Peng Wang, Qin Zhu, Rui Men, Ruize Gao, Shixuan Liu, Shuang Luo, Tianhao Li, Tianyi Tang, Wenbiao Yin, Xingzhang Ren, Xinyu Wang, Xinyu Zhang, Xuancheng Ren, Yang Fan, Yang Su, Yichang Zhang, Yinger Zhang, Yu Wan, Yuqiong Liu, Zekun Wang, Zeyu Cui, Zhenru Zhang, Zhipeng Zhou, and Zihan Qiu. Qwen3 technical report, 2025. URL <https://arxiv.org/abs/2505.09388>.
- [37] Zijian Zhang, Rong Wang, Shiyang Li, Yuebo Luo, Mingyi Hong, and Caiwen Ding. Cudaforge: An agent framework with hardware feedback for cuda kernel optimization, 2025.
- [38] Yuhao Zhou, Peng Jia, Jiayong Liu, and Ximing Fan. Fuzz4cuda: Fuzzing your nvidia gpu libraries through debug interface. *Computers & Security*, page 104754, 2025.
- [39] Jiace Zhu, Wentao Chen, Qi Fan, Zhixing Ren, Junying Wu, Xing Zhe Chai, Chotiwit Rungrueangwutthinon, Yehan Ma, and An Zou. Cudabench: Benchmarking llms for text-to-cuda generation. *arXiv preprint arXiv:2603.02236*, 2026.

A Asymmetric pass@k Normalisation

When the fixer is also a broken-start source, its pipeline is structurally one step ahead: the broken-start is, in effect, the fixer’s own iteration 1, so our pipeline’s iteration 1 already sits at what would be the fixer’s iteration 2 of an implicit extended sequence. We adopt an asymmetric pass@k as a conservative attempt-budget equalisation that prevents this implicit head-start from accumulating into the headline figure, independently of whether self-source overlap empirically biases scores in any given panel. For cross-source instances we report pass@5 over the fixer’s iterations 1–5; for self-source instances we report pass@4 by dropping the fifth iteration. Formally, with $src(t)$ denoting the source model of task t ,

$$pass^*(M, t) = \begin{cases} pass@5(M, t), & \text{if } M \neq src(t), \\ pass@4(M, t), & \text{if } M = src(t). \end{cases} \quad (5)$$

This rule equalises the *effective* attempt budget across the two conditions without discarding any task. Among our seven fixers, four (Kimi, Qwen3.6-Plus, Gemma-4-31B-it, GPT-5.4) are also source models and therefore use the asymmetric rule; the other three (Qwen3.6-27B, GLM-4.7, MiniMax-M2.7) always use pass@5. We treat Eq. (5) as a methodological default rather than a correction calibrated to a measured bias: any future panel with substantial source-fixer overlap should adopt the same rule even before measuring whether self-source overlap inflates scores in that panel.

B Fixers

Table 2 tabulates the seven fixers referenced from §3.3: per-model backend assignment, broken-start source overlap, and axis coverage.

Model	Backend	Source?	Axes covered
Kimi-k2.6	Cloud API	✓	A_1-A_4
Qwen3.6-Plus	Cloud API	✓	A_1-A_4
Qwen3.6-27B	Local vLLM	✗	A_1-A_4
Gemma-4-31B-it	Local vLLM	✓	A_1-A_4
GLM-4.7	Cloud API	✗	A_1-A_4
GPT-5.4	Cloud API	✓	A_1-A_4
MiniMax-M2.7	Cloud API	✗	A_1, A_2

Table 2: Seven fixers. ✓ = also a broken-start source (uses Eq. (5)). All rows run under the default protocol ($K=5, H=4$, feedback L_3 , performance-gate $p=0.7$, iterative $T=0.7; T=1.0$ for repeated sampling on A_2). MiniMax-M2.7 was added late in the evaluation cycle and only covers axes A_1 and A_2 ; the cross-axis Kendall τ analysis in §4.4 is therefore computed on the six-model subset with full axis coverage. As a sensitivity check, including MiniMax on A_2 (its only non-default axis) shifts τ_{A_2} from 0.47 (six-model) to 0.62 (seven-model), so the six-model figure overstates rather than understates instability. This is a panel-level analog of a sensitivity analysis: changing panel composition by one fixer perturbs τ within a controlled range, consistent with treating it as a descriptor of the specific panel rather than an estimator of an underlying population correlation.

C Implementation Details

C.1 Task Schema and Execution Backends

Each task directory exposes three artifacts. The `input/<stem>.json` file is the metadata contract consumed by every backend:

```
{
  "task_id":      "CUDA/10",
  "source":      "cuda_samples",
  "backend":     "nvcc",
  "solution_file": "solution.cu",
  "build_cmd":   "nvcc -O2 -arch=sm_80 -o test"
```

```

        test_main.cu solution.cu",
"test_cmd":      "./test",
"min_sm":       80,
"requires":     [],
"anti_cheat":   ["cublasSgemm", "cusolverDnSgetrf"],
"timing_parser": "^Kernel time: ([0-9.]+) ms"
}

```

Prompts. `prompts/<stem>.txt` contains the task description. Prompts are written to specify the task and the test contract, not to hand the model the reference solution. Anti-cheat substrings are checked on the submitted solution at pre-flight.

Testbenches. `testbench/<stem>/` holds the test harness, header stubs, and reference files. For KernelBench tasks this is the PyTorch reference module; for CUTLASS-pool tasks it is a Make-ready project subtree; for raw-nvcc tasks it is the test `.cu` and the required headers.

C.2 Feedback Templates

The feedback templates routed by the per-category dispatcher of §3.3 are short. We list them here for reproducibility; each template’s body is the relevant fragment of the harness log, not model-generated summarisation.

Buildability. “Your previous solution did not compile. The first N lines of `nvcc stderr` are:
`<n<stderr>\n`
Please revise the solution to compile.”

Integration. “Your previous solution compiles but does not match the expected harness contract: `<contract diff>`. Please revise the interface.”

Illegal memory access. “Your previous solution triggered a runtime CUDA error: `<error signature>`. The last successful checkpoint was `<test-log tail>`. Please diagnose and revise.”

Out of memory. “Your previous solution failed with `cudaMalloc OOM` on input `<shape>`. Please reduce memory footprint or tile more aggressively.”

Timeout. “Your previous solution exceeded the T -second test budget on input `<shape>`. Please investigate for unbounded loops or low-occupancy launches.”

Functional correctness. “Your previous solution compiled and ran but produced incorrect output on input `<shape>`. `tolerance=<tol>`, `max abs error=<max>`, `mean abs error=<mean>`, `sample mismatches=<list>`. Please revise.”

C.3 Two-Phase Protocol

Phase 1 runs one iteration on every task in \mathcal{T} ; let \mathcal{F} denote the set of tasks that fail Phase 1. Phase 2 runs up to $K - 1$ additional iterations on every task in \mathcal{F} , with each task’s Phase-2 trajectory starting from the feedback of the Phase-1 failure. The concatenation of the Phase-1 iteration with the Phase-2 trajectory yields exactly the K -iteration trajectory the naive protocol would have produced for each task, so `pass@1`, `pass@k`, `debug_rate@k`, per-category `fix_rate`, and every quality signal coincide with the naive protocol by construction. Total call count is $N + (K - 1)|\mathcal{F}|$, compared with NK under the naive schedule; the relative saving grows with `pass@1`.

D Formal Definitions

D.1 Stagnation Signals

Four signals, evaluated after each iteration:

- **duplicate_code**: SHA-256 of the current solution matches the previous iteration’s. Fires as soon as the duplicate is observed.
- **code_cycle**: SHA-256 of the current solution matches any earlier iteration in the same task trajectory.
- **category_oscillation**: At least three category transitions in the window of the last five iterations. Formally, $|\{t : \text{cat}(t) \neq \text{cat}(t-1), t \in \{\max(2, n-4), \dots, n\}\}| \geq 3$.
- **no_progress**: The tuple (category, primary error signature) is unchanged across three consecutive iterations, where the primary error signature is the first matched error-pattern token from the harness log.

When any of these fires, the harness records the signal name as the task’s `stop_reason` and terminates the loop. The iteration on which the signal fires is included in the trajectory and counted against the iteration budget.

D.2 Theoretical Grounding of Stagnation Signals

(i) For `code_cycle`, Flajolet and Odlyzko [8] give the expected first-collision position $\sqrt{\pi n/2}$ for random functional iteration on an n -state space; with SHA-256, $n = 2^{256}$, so under $K = 5$ the spurious-collision probability is bounded by $\binom{5}{2} \cdot 2^{-256} \approx 8.6 \times 10^{-77}$. Any detected cycle is therefore genuine model behaviour rather than hash collision, and `code_cycle` has zero false-positive rate by construction. (ii) For `duplicate_code`, Holtzman et al. [10, Fig. 4] show that under maximum-likelihood decoding the probability of repeating a phrase increases monotonically with each repetition, creating a positive-feedback loop regardless of phrase length or content; our 1-step threshold is the minimal trigger for this established mechanism. (iii) For `no_progress`, an invariant (category, error signature) tuple across T iterations is a fixed point of the state-conditional feedback dynamics; $T = 3$ is the minimal detection window in $K = 5$ consistent with this fixed-point interpretation, paralleling stall-generation criteria in evolutionary algorithms [7]. `category_oscillation` is reported without closed-form bound and is best understood as an empirical companion signal.

D.3 Metric Definitions

Let \mathcal{T} denote the evaluation set of size N , and let $t_i \in \{\text{pass}, \text{fail}\}^{K_i}$ be the trajectory of task $i \in \mathcal{T}$ of length $K_i \leq K$. Let $\text{cat}(i, j)$ denote the category of iteration j on task i .

$$\begin{aligned} \text{pass}@1 &= \frac{1}{N} \sum_{i \in \mathcal{T}} \mathbb{1}[t_{i,1} = \text{pass}] \\ \text{pass}@k &= \frac{1}{N} \sum_{i \in \mathcal{T}} \mathbb{1}[\exists j \leq K, t_{i,j} = \text{pass}] \\ \text{debug_rate}@k &= \frac{|\{i : t_{i,1} = \text{fail} \wedge \exists j \leq K, t_{i,j} = \text{pass}\}|}{|\{i : t_{i,1} = \text{fail}\}|} \\ \text{fix_rate}[c] &= \frac{|\{i : \text{cat}(i, 1) = c \wedge \exists j, t_{i,j} = \text{pass}\}|}{|\{i : \text{cat}(i, 1) = c\}|} \end{aligned}$$

`stagnation_rate` is the fraction of tasks whose `stop_reason` is any of the four stagnation signals. `oscillation_rate` is the fraction whose stop reason is `category_oscillation` specifically. `progression_rate` is the fraction of failing tasks whose trajectory contains at least one category transition in a monotone severity order (buildability/integration/environment_dependency →

out_of_memory/illegal_memory_access/timeout \rightarrow functional_correctness \rightarrow passed). `unique_approach_ratio` is the count of distinct solution code hashes divided by the total iteration count.

The error-transition matrix $M \in \mathbb{R}^{8 \times 8}$ has entries $M_{a,b} = \Pr(\text{cat}(i, j+1) = b \mid \text{cat}(i, j) = a)$ estimated from the iteration-pair empirical distribution.

D.4 Difficulty Stratification

Each task stem is annotated with an empirical difficulty tier L_1 – L_5 derived from the iteration count required for the six fixers (excluding MiniMax-M2.7) to reach a passing solution. L_1 : solved by all six members with mean iter ≤ 2 ; L_2 : same but mean iter > 2 ; L_3 : solved by 3–5 of the six; L_4 : solved by 1–2; L_5 : not solved by any. Table 3 reports the per-fixer pass@ k stratified by tier under the default protocol; the empirical tier distribution on the corpus is $L_1=12$, $L_2=0$, $L_3=48$, $L_4=57$, $L_5=91$ ($n=208$; the remaining 5 tasks fall outside the six fixers’ manifest coverage). The empty L_2 row is itself a finding: tasks solvable by all six members are uniformly solved on the first iteration by all of them, suggesting a binary easy/hard structure rather than a smooth difficulty gradient.

Model	L_1 ($n=12$)	L_2 ($n=0$)	L_3 ($n=48$)	L_4 ($n=57$)	L_5 ($n=91$)
GPT-5.4	100.0%	—	93.8%	94.7%	0.0%
Qwen3.6-Plus	100.0%	—	89.6%	19.3%	0.0%
Gemma-4-31B-it	100.0%	—	68.8%	14.0%	0.0%
Qwen3.6-27B	100.0%	—	72.9%	3.5%	0.0%
Kimi-k2.6	100.0%	—	56.2%	8.8%	0.0%
GLM-4.7	100.0%	—	39.6%	0.0%	0.0%
MiniMax-M2.7	50.0%	—	37.5%	5.3%	0.0%

Table 3: Per-fixer pass@ k stratified by difficulty tier at the default protocol ($p=0.7$). Tiers are computed over the six fixers (excluding MiniMax-M2.7); MiniMax row is reported on the same tier partition for comparability. L_5 tasks are unsolved by every fixer in the tier-induction set, so all fixers register 0% on this slice by construction; L_5 thus measures residual solvability beyond the tier-induction set, which is empirically zero on this corpus. MiniMax’s L_1 row (50%) is therefore not anomalous: L_1 membership is defined relative to the six-model tier-induction set, not MiniMax.

E Error Taxonomy (Eight-Category Schema)

The per-iteration classifier assigns one of 8 fine-grained labels listed in Table 4. The five-bucket collapse used for broken-start curation in Table 16 groups categories 1–3 into `compile_error`, categories 4–5 into `memory_crash`, with `timeout` (6) and `functional_correctness` (7) renamed to `logic_error`, and `passed` (8) standing alone.

#	Category (8-cat)	5-bucket	Signal
1	<code>environment_dependency</code>	<code>compile_error</code>	GPU architecture mismatch, missing libraries
2	<code>integration</code>	<code>compile_error</code>	Harness-contract mismatch
3	<code>buildability</code>	<code>compile_error</code>	Syntax, type, or API errors
4	<code>out_of_memory</code>	<code>memory_crash</code>	cudaMalloc OOM
5	<code>illegal_memory_access</code>	<code>memory_crash</code>	Segfault, cudaErrorIllegalAddress
6	<code>timeout</code>	<code>timeout</code>	Execution exceeds wall-clock budget
7	<code>functional_correctness</code>	<code>logic_error</code>	Output values outside tolerance
8	<code>passed</code>	<code>passed</code>	All checks passed

Table 4: Eight-category error taxonomy with five-bucket collapse.

Classifier mechanism. The deterministic classifier of §3.3 dispatches each iteration’s build, runtime, and test logs against a fixed regex set; the first matching pattern in priority order assigns the iteration’s category. Build-stage priority is `environment_dependency`

> integration > buildability > out_of_memory > timeout; runtime-stage priority additionally folds in illegal_memory_access and functional_correctness. The auxiliary compute-sanitizer stream, when present, can override a runtime-stage functional_correctness verdict to illegal_memory_access. Stages are evaluated in order and the first matching stage assigns the category. Within a stage, patterns are evaluated in priority order; if no pattern matches in a stage that has fired (e.g., a compile failure with unrecognized stderr), the iteration falls through to buildability as the compile-time default and functional_correctness as the runtime default. If multiple native categories match within one stage, the iteration is flagged unclassified rather than coerced into a single category. Empirically, the unclassified flag fires on 0 of 3,970 iterations across the full 7 fixers \times 213 tasks \times $K=5$ evaluation, so the deterministic dispatcher with explicit fallbacks achieves complete category coverage on this corpus. Table 5 lists representative trigger patterns per category; the full regex set is included in the released harness.

#	Category (8-cat)	Log source	Representative trigger patterns
1	environment_dependency	nvcc / runtime stderr	CUDA driver version is insufficient; unsupported gpu architecture; no kernel image is available for execution; undefined symbol (5 sub-rules)
2	integration	pre-flight / harness	solution.cu: No such file; required source references; undefined reference to main; signature/I/O contract violations (5 sub-rules)
3	buildability	nvcc stderr	syntax error; no matching function; was not declared in this scope; calling a __host__ from __global__; ptxas error (8 sub-rules)
4	out_of_memory	runtime stderr	cudaErrorMemoryAllocation; out of memory; CUDA out of memory (1 sub-rule)
5	illegal_memory_access	runtime / sanitizer	cudaErrorIllegalAddress; illegal memory access; SIGSEGV; invalid __global__ read/write (1 sub-rule)
6	timeout	wall-clock watchdog	timed out; watchdog; BUILD/TEST TIMEOUT (1 sub-rule)
7	functional_correctness	test verifier	tolerance/epsilon; shape mismatch; off-by-one; outputs differ; wrong result (6 sub-rules)
8	passed	all checks	(no patterns; harness exits zero on a clean run)

Table 5: Representative regex trigger patterns for the deterministic 8-category classifier. The full pattern set (~ 30 sub-rules) is shipped with the harness; each category line above gives a one-line digest of the patterns it dispatches against.

F Stagnation Empirics

F.1 Per-Model Breakdown

Table 6 reports the per-model stagnation breakdown on the failing portion of the corpus, by signal type. The headline trends discussed in Section 4.5 are: overall stagnation rate negatively correlates with pass@5, and the signal mix (which of the four signals dominates) is model-specific.

F.2 Threshold Sensitivity

The two threshold-bearing stagnation signals introduced in Section 3.5 are *category_oscillation*, detected when at least m error-category transitions occur within the last n iterations (default: 3-of-5), and *no_progress*, detected when the (category, primary error signature) tuple is unchanged across c

Model	n_{fail}	overall	dup_code	code_cycle	cat_oscill.	no_progress
GPT-5.4	89	85.4%	0.0%	1.1%	12.4%	71.9%
Qwen3.6-Plus	134	98.5%	11.2%	0.7%	2.2%	84.3%
Gemma-4-31B-it	123	98.4%	8.1%	0.8%	4.9%	84.6%
Qwen3.6-27B	159	99.4%	49.7%	1.9%	3.1%	44.7%
Kimi-k2.6	156	99.4%	38.5%	3.8%	0.0%	57.1%
GLM-4.7	177	99.4%	50.8%	3.4%	0.6%	44.6%

Table 6: Per-model stagnation breakdown on failing tasks under the default protocol. n_{fail} is the number of tasks that never passed within $K = 5$ iterations. *overall* is the fraction of those tasks where any of the four stagnation signals fired (remaining tasks reach `max_iterations` without firing a signal); the four signal columns sum to *overall* by construction.

consecutive iterations (default: $c=3$). The other two signals (*duplicate_code*, *code_cycle*) are SHA-256-equality based and have no tunable threshold. To verify that the defaults are not load-bearing, we re-run the stagnation classifier on the stored per-iteration manifest under three variants for each signal: {2-of-4 (tighter), 3-of-5 (default), 4-of-6 (looser)} for *category_oscillation* and { $c=2, 3, 4$ } for *no_progress*. This is a robustness check, not a parameter sweep; the per-model rates in Table 6 use the defaults.

Model	cat_oscill (m -of- n)			no_progress (c -cons.)		
	2-of-4	3-of-5	4-of-6	$c=2$	$c=3$	$c=4$
GLM-4.7	100.0%	99.4%	98.8%	100.0%	99.4%	54.8%
Kimi-k2.6	100.0%	99.4%	99.4%	100.0%	99.4%	42.3%
Qwen3.6-27B	100.0%	99.4%	96.2%	100.0%	99.4%	54.7%
Qwen3.6-Plus	100.0%	98.5%	96.3%	100.0%	98.5%	14.2%
Gemma-4-31B-it	100.0%	98.4%	93.5%	100.0%	98.4%	13.8%
GPT-5.4	100.0%	85.4%	73.0%	100.0%	85.4%	13.5%

Table 7: Overall stagnation rate (%) under threshold variants for *category_oscillation* and *no_progress*; the bold column in each block is the default reported in Table 6. Tighter thresholds (2-of-4, $c=2$) saturate at 100% on every fixer because every failing task contains at least one category transition or one repeated (category, error) tuple. Looser *category_oscillation* (4-of-6) shifts modestly (≤ 12.4 percentage points), but looser *no_progress* ($c=4$) collapses by 30–86 percentage points because four consecutive identical (category, error) iterations cannot be observed within the $K=5$ iteration budget for many trajectories. The default thresholds (3-of-5, $c=3$) are therefore not arbitrary but *calibrated to $K=5$* : tighter saturates, looser starves. Model rank order is preserved across all six variants.

G Reproducibility

Hardware. Pilot runs use a single NVIDIA RTX PRO 6000 Blackwell Server Edition (compute capability 12.0). Full-corpus runs reported in the camera-ready will add one Hopper-class GPU (H200, `sm_90`) and one Ampere-class GPU (A100, `sm_80`), which together with the Blackwell host cover the three architecture buckets under which the corpus is stratified.

Software. CUDA 12.4, Python 3.11, PyTorch 2.4.0. Evaluation framework in $\sim 4,000$ lines of Python across 13 modules, with a 91-case unit-test suite. Reproducibility artifacts (frozen config snapshot, per-iteration manifest, raw model responses, deduplicated solution code) are written to a timestamped result directory and made available with the camera-ready release.

Kernel timing protocol. Each candidate kernel binary is re-launched 10 times post hoc; a per-GPU `flock` serializes launches so concurrent debugger workers do not collide on the CUDA driver or `nsys` capture lock. Within each launch, the upstream harness executes its own timed-trial loop, following each task’s source-pool convention: 100 cuda-event timed trials with three warmup iterations and an L2 cache flush per trial for KernelBench-pool tasks, ten timed trials for CUDABench/CUTLASS-pool tasks, and self-reported wall-clock for ComputeEval-pool tasks.

Speedup is computed as $\text{reference_mean_ms}/\text{candidate_mean_ms}$. The coefficient of variation across the ten outer means, $CV = \sigma/\mu$, is reported alongside each speedup as a quality flag at the 3% threshold; the threshold is reported, not enforced, so high-CV cells are retained to avoid selection bias. Across 196 measured cells, the CV distribution has median 0.8% and p90 9.3%; 52/196 (26.5%) exceed 3% and are retained. A small fraction of passed cells, 48/232 ($\approx 21\%$), fall back to single-launch timing because the candidate is `incompatible_arch` for the available GPUs or fails the perf-mode build; these cells use the harness single-shot mean and omit CV.

Release artifacts.

- **Corpus.** Full 213-task manifest with source provenance per task.
- **Harness.** Dispatcher, three execution backends, pre-flight checker, classifier, feedback generator, stagnation detector.
- **Analyzer.** Metric pipeline reproducing the 4-layer metric suite from stored manifests.
- **Configs.** YAML configs for each model/budget combination reported in the paper.
- **Logs.** Per-iteration manifest, raw build logs, raw model responses, deduplicated solution code.

H Per-axis Raw Numbers and Metric Breakdowns

Model	$p=0.0$	0.1	0.3	0.5	0.7	0.9	1.0	1.5
GPT-5.4	55.5%	37.5%	37.0%	32.0%	30.0%	27.0%	24.5%	15.5%
Qwen3.6-Plus	33.0%	31.0%	29.0%	26.0%	22.0%	19.0%	15.0%	8.0%
Gemma-4-31B-it	26.5%	26.0%	25.0%	22.5%	20.0%	17.0%	13.5%	8.0%
Qwen3.6-27B	24.5%	23.5%	23.0%	22.5%	20.5%	18.5%	16.5%	9.5%
Kimi-k2.6	22.0%	21.0%	20.5%	20.0%	19.5%	19.0%	15.0%	7.0%
GLM-4.7	15.5%	15.5%	15.5%	15.5%	13.5%	12.5%	12.0%	6.5%
MiniMax-M2.7	13.5%	13.0%	12.5%	11.5%	11.0%	9.5%	8.5%	5.0%

Table 8: A_1 : pass@5 vs. performance-gate threshold p (full sweep). Bold = paper-headline default $p = 0.7$.

Model	Iter	Rep	Δ
GPT-5.4	29.1%	34.7%	-5.6
Qwen3.6-Plus	23.0%	13.1%	+9.9
Gemma-4-31B-it	21.6%	22.1%	-0.5
Qwen3.6-27B	19.2%	13.6%	+5.6
Kimi-k2.6	18.8%	21.1%	-2.3
GLM-4.7	12.7%	12.2%	+0.5
MiniMax-M2.7	10.3%	8.9%	+1.4

Table 9: A_2 : Iter ($T=0.7$) vs. Rep ($T=1.0$) at the same 5-call budget.

Model	L_0	L_1	L_2	L_3	L_3^*
GPT-5.4	31.0%	30.5%	41.3%	29.1%	43.7%
Qwen3.6-Plus	16.9%	18.3%	24.4%	23.0%	25.8%
Kimi-k2.6	14.6%	14.1%	23.9%	18.8%	20.7%
Gemma-4-31B-it	18.3%	16.4%	19.7%	21.6%	22.1%
Qwen3.6-27B	9.9%	9.9%	13.1%	19.2%	15.0%
GLM-4.7	11.7%	12.7%	15.5%	16.9%	14.1%

Table 10: A_3 : pass@5 across feedback levels. Bold = per-model best. $L_3^* = L_3$ -raw (raw stderr without category-aware reformatting).

Model	H_1	H_2	H_3	H_4
GPT-5.4	33.3%	30.5%	30.0%	29.1%
Gemma-4-31B-it	27.7%	21.6%	19.2%	21.6%
Kimi-k2.6	24.4%	21.6%	26.3%	18.8%
Qwen3.6-Plus	19.7%	23.9%	23.9%	23.0%
Qwen3.6-27B	18.3%	16.0%	15.5%	19.2%
GLM-4.7	16.9%	16.4%	16.4%	12.7%

Table 11: A_4 : pass@5 across H_1 – H_4 (default H_4). Bold = best per model.

Model	pass@1	debug_rate@5	pass@5	stagnation%	dominant signal
GPT-5.4	14.5%	17.1%	29.1%	85.4%	no_progress
Qwen3.6-Plus	15.5%	8.9%	23.0%	98.5%	no_progress
Gemma-4-31B-it	14.7%	8.1%	21.6%	98.4%	no_progress
Qwen3.6-27B	10.3%	9.9%	19.2%	99.4%	duplicate_code
Kimi-k2.6	13.6%	6.0%	18.8%	99.4%	no_progress
GLM-4.7	7.5%	5.6%	12.7%	99.4%	duplicate_code

Table 12: Metric family snapshot per fixer under the default protocol ($K = 5$, $H = 4$, feedback L_3 , iterative $T=0.7$, performance-gate $p=0.7$). debug_rate@5 decomposes pass@5; stagnation% is the fraction of *failing* tasks where one of the four signals fired; dominant signal is the most-frequent. Sorted by pass@5 descending.

Model	compile ($n=101$)	logic ($n=40$)	perf-broken ($n=41$)	mem-crash ($n=16$)	timeout ($n=2$)
GPT-5.4	47.5%	60.0%	70.7%	56.2%	50.0%
Qwen3.6-Plus	26.7%	35.0%	43.9%	37.5%	50.0%
Gemma-4-31B-it	24.4%	29.4%	39.0%	53.8%	50.0%
Qwen3.6-27B	22.8%	20.0%	31.7%	25.0%	50.0%
Kimi-k2.6	20.8%	10.0%	34.1%	25.0%	50.0%
GLM-4.7	17.8%	7.5%	24.4%	0.0%	0.0%
MiniMax-M2.7	12.9%	12.5%	12.2%	18.8%	50.0%

Table 13: Per-fixer `fix_rate` per 5-bucket curation-time error category (§3.5, Section E). Each cell is the fraction of broken-starts in that bucket that the fixer eventually solved at any iteration under correctness-only scoring ($p=0$). timeout is sparse ($n=2$) and not interpretable. Gemma-4-31B-it’s denominators are smaller ($n=78/34/41/13/2$ for compile/logic/perf-broken/mem-crash/timeout) because its manifest covers 168 of 200 v2 tasks; rates are reported within available coverage.

I Corpus Composition

Family	Instances	Upstream attribution
<i>NVIDIA-library and ours-curated</i>		
KernelBench	84	Ouyang et al. [22]
CUDA	49	Curated CUDA samples
LayerNorm	16	NVIDIA Apex LayerNorm
cuSOLVER	10	NVIDIA cuSOLVER
cuFFT samples	9	NVIDIA cuFFT samples
cuSPARSE	6	NVIDIA cuSPARSE
ThunderKittens	4	ThunderKittens Authors [32]
cuBLAS	3	NVIDIA cuBLAS
cuFFT	2	NVIDIA cuFFT
<i>Frontier-kernel</i>		
CUTLASS	20	NVIDIA [20]
FlashAttention v2	10	[6]
Total	213	

Table 14: Corpus instances by kernel family (11 families, two tiers).

Source model	Instances
Kimi-k2.5/k2.6	85 (39.9%)
GPT-5.4	46 (21.6%)
Gemma-4-31B-it	32 (15.0%)
Qwen3.5-122B-A10B	21 (9.9%)
Manual injection	17 (8.0%)
Qwen3.6-Plus	12 (5.6%)
Total	213 (100%)

Table 15: Broken_start source distribution. The “Manual injection” protocol is detailed in the paragraph following Table 17.

Error category	Instances
compile_error	105 (49.3%)
logic_error	45 (21.1%)
perf_broken	41 (19.2%)
memory_crash	18 (8.5%)
timeout	4 (1.9%)
Total	213 (100%)

Table 16: 5-bucket error-category distribution used at curation time, collapsed from the 8-category per-iteration taxonomy (full mapping in Table 4). perf_broken is broken-start-only.

Family	Backend	compile	logic	mem	timeout	perf	Total
<i>NVIDIA-library and ours-curated (183 instances)</i>							
KernelBench	KB static + runtime	33	32	15	4	0	84
CUDA samples	Raw nvcc	41	5	3	0	0	49
LayerNorm	Project Makefile	0	0	0	0	16	16
cuSOLVER	Raw nvcc	10	0	0	0	0	10
cuFFT samples	Project Makefile	0	0	0	0	9	9
cuSPARSE	Raw nvcc	6	0	0	0	0	6
ThunderKittens	Project Makefile	4	0	0	0	0	4
cuBLAS	Raw nvcc	3	0	0	0	0	3
cuFFT	Raw nvcc	2	0	0	0	0	2
<i>Frontier-kernel (30 instances)</i>							
CUTLASS	Project Makefile	6	8	0	0	6	20
FlashAttention v2	Project Makefile	0	0	0	0	10	10
Total		105	45	18	4	41	213

Table 17: Family \times 5-bucket error-category cross-tabulation across the 11-family corpus.

Manual injection. The 17 “Manual injection” rows in Table 15 denote curator-modified instances where the source LLM’s iter-1 output passed correctness or performance-gate checks; the authors then edited the kernel to surface one of the five curation-time failure buckets and re-ran the harness to confirm deterministic reproduction of the targeted failure under the standard build/test commands. This preserves the (broken_kernel, error_log) reproducibility invariant of §3.1 but relaxes the “failure originated from the LLM” provenance for these specific instances.