

---

# Do not copy and paste!

## Rewriting strategies for code retrieval.

---

**Andrea Gurioli**  
DISI  
University of Bologna  
andrea.gurioli5@unibo.it

**Federico Pennino**  
DISI  
University of Bologna  
federico.pennino2@unibo.it

**Maurizio Gabbrielli**  
DISI  
University of Bologna  
maurizio.gabbrielli@unibo.it

### Abstract

Embedding-based code retrieval often suffers when encoders overfit to surface syntax. Prior work mitigates this by using LLMs to rephrase queries and corpora into a normalized style, but leaves two questions open: *how much* representational shift helps, and *when* is the per-query LLM call justified? We study a hierarchy of three rewriting strategies—stylistic rephrasing, NL-enriched PseudoCode, and full Natural-Language transcription—under joint query–corpus (QC, online) and corpus-only (C, offline) augmentation, across six CoIR benchmarks, five encoders, and three rewriters spanning independent model families (Qwen, DeepSeek, Mistral). We are the first to evaluate NL-enriched PseudoCode and snippet-level Natural Language as *direct* retrieval representations, rather than as transient intermediates. Full NL rewriting with QC yields the largest gains (+0.51 absolute NDCG@10 on CT-Contest for MoSE-18), while corpus-only rewriting degrades retrieval in 56 of 90 configurations (~62%). We introduce two diagnostics,  $\Delta H$  (token entropy) and  $\Delta \bar{s}$  (embedding cosine), and show that  $\Delta H$  predicts retrieval gain under QC across all three rewriter families (pooled Spearman  $\rho=+0.436$ ,  $p<0.001$  on DeepSeek+Codestral;  $\rho=+0.593$  on Codestral alone;  $\rho=+0.356$  on Qwen). This establishes  $\Delta H$  as a cheap, rewriter-agnostic proxy for deciding when rewriting pays off *before* running retrieval. Our analysis reframes LLM rewriting as a cost–benefit decision: it is most effective as a remediation layer for lightweight encoders on code-dominant queries, with diminishing returns for strong encoders or NL-heavy queries.

## 1 Introduction

Large Language Models (LLMs) have reshaped code retrieval, shifting from lexical/AST-based methods to dense embedding-based approaches (Feng et al., 2020). However, current code encoders often exhibit only a shallow understanding of program behavior (Guo et al., 2020): they overweight surface-level syntactic cues, mapping semantically distinct snippets to similar vectors (Laneve et al., 2025; Guo et al., 2022). A recent line of work addresses this by using LLMs to rewrite queries and corpora into a more uniform form—either through stylistic rephrasing (Li et al., 2024) or a code→PseudoCode→code round-trip (Li et al., 2025b). These approaches share two limitations: (i) they operate at a *single* representational level (code), and (ii) they rewrite *both* queries and corpus, requiring an LLM call per query. Two questions follow: *how much representational shift actually helps*, and *when is the online LLM call worth it?*

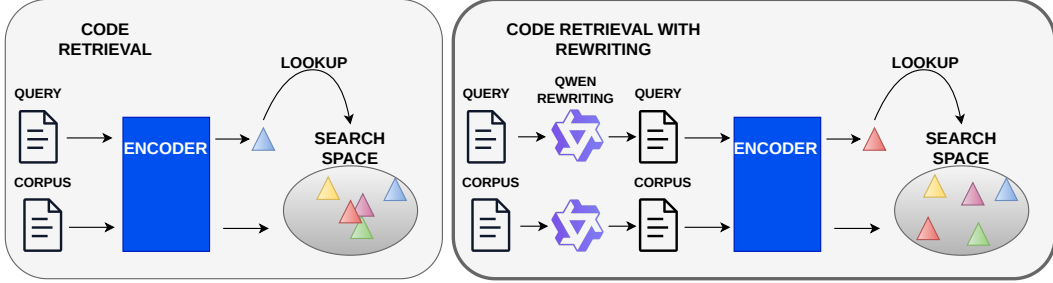


Figure 1: **Overview of the rewriting-augmented retrieval pipeline.** Queries and corpus documents are optionally passed through an LLM rewriter before being embedded by a frozen encoder. We study three rewriting strategies under two augmentation regimes: joint query–corpus (QC, online) and corpus-only (C, offline).

We answer both through a systematic study varying two axes: *abstraction level* and *online cost*. Using three rewriters from independent model families (Qwen3-Coder-30B, DeepSeek-Coder-V2-Lite-Instruct, Codestral-22B), we instantiate three rewriting levels—(1) stylistic rephrasing (following Li et al. (2024), our baseline), (2) *NL-enriched PseudoCode used directly as the retrieval representation*, and (3) *full natural-language transcription used directly as the retrieval representation*. Levels (2) and (3) are new retrieval representations: Li et al. (2025b) use PseudoCode only as a transient bridge and ultimately retrieve over code. Each level is evaluated under joint query–corpus (QC, online) and corpus-only (C, offline) regimes. To explain *why* strategies work, we introduce two representation-level diagnostics: the change in input token entropy  $\Delta H$  (what the encoder *sees*) and the change in mean pairwise embedding cosine  $\Delta \bar{s}$  (how the encoder *organizes* it).

Across six CoIR benchmarks (code-to-code, text-to-code, hybrid), five encoders, and three rewriters, four findings emerge: **(i) NL+QC is the strongest strategy for code-heavy retrieval**, lifting MoSE-18 on CT-Contest from 0.23 to 0.74 NDCG@10 (+0.51 absolute) and remaining the best or tied-best strategy on CT-Contest for all three rewriters. **(ii) Corpus-only rewriting degrades retrieval in ~62% of configurations** (56/90) relative to the unmodified baseline due to query–corpus modality mismatch, while QC dominates C in 78/90 paired comparisons. **(iii)  $\Delta H$  is a rewriter-agnostic predictor of retrieval gain under QC** (Codestral:  $\rho=+0.593$ ,  $p<0.001$ ; DeepSeek:  $\rho=+0.274$ ; pooled non-Qwen:  $\rho=+0.436$ ,  $p<0.001$ ; Qwen-only:  $\rho=+0.356$ ). **(iv) The best rewriting strategy is rewriter-dependent but  $\Delta H$  identifies it:** the strict Rephrase<Pseudo<NL ordering is Qwen-specific, but  $\Delta H$  correctly tracks the best strategy per rewriter. All prompts, rewriting templates, and experimental code will be released.

## 2 Background and Related Work

**Code Information Retrieval (CIR).** CIR retrieves software artifacts from a corpus in response to a query, where both query and items may be code, text, or a hybrid mixture. We use the CoIR benchmark suite (Li et al., 2025a), which aggregates ten datasets across text-to-code, code-to-code, and hybrid-code modalities and reports NDCG@10 as the primary metric.

**LLM-based rewriting for retrieval.** Mao et al. (2021) introduced Generation-Augmented Retrieval for open-domain QA. Li et al. (2024) extend this to code by rephrasing snippets in the LLM’s own writing style, normalizing surface form—the current state of the art. Li et al. (2025b) introduce a code→PseudoCode→code round-trip in which PseudoCode is used to align semantic content but is discarded before retrieval.

**What we add.** These methods share four limitations: **(i) Representational commitment:** each fixes a single abstraction level a priori (both ultimately retrieve over code); no prior work evaluates PseudoCode or snippet-level NL as the *retrieval target* (Table 1). **(ii) Cost:** all require online LLM calls per query. **(iii) Rewriter sensitivity:** prior work uses a single rewriter, leaving generalization across families open. **(iv) Diagnostics:** none characterize when rewriting is worth the cost. We address all four: (a) treat PseudoCode and snippet-level NL as direct retrieval representations; (b)

Table 1: **Positioning of our rewriting strategies relative to prior work.** Prior methods keep the retrieval target at the code level (optionally round-tripping through PseudoCode). We are the first to evaluate **NL-enriched PseudoCode** and **snippet-level full NL** as *direct* retrieval representations. Rows in grey denote baselines.  $\star$  denotes a retrieval representation not evaluated by prior work.

Method	Query form	Indexed form	Retrieval target
No rewriting ( <i>baseline</i> )	code / text	code	code
Rephrasing (Li et al., 2024) ( <i>baseline</i> )	code (rephr.)	code (rephr.)	code
PseudoBridge (Li et al., 2025b) <sup>1</sup>	code	code (pseudo. bridge)	code
<b>Ours – PseudoCode <math>\star</math></b>	<b>PseudoCode</b>	<b>PseudoCode</b>	<b>PseudoCode (snippet)</b>
<b>Ours – Natural Language <math>\star</math></b>	<b>NL</b>	<b>NL</b>	<b>NL (snippet)</b>

Original code	Rephrasing	PseudoCode	Natural Language
<pre>def first_mis_pos(num):     seen = set(x for x in num     if x &gt; 0)     i = 1     while i in seen:         i += 1     return i</pre>	<pre>def first_mis_pos(num):     positives = {v for v in num     if v &gt; 0}     candidate = 1     while candidate in positives:         candidate += 1     return candidate</pre>	<pre>FUNCTION first_mis_pos(num):     keep only positive numbers     store them for fast lookup     candidate ← 1     WHILE candidate exists:         candidate ← candidate + 1     RETURN candidate</pre>	<p>Return the smallest missing positive integer by ignoring non-positive values and checking integers from 1 upward.</p>

Figure 2: **Example of the rewriting hierarchy.** A function is transformed from its original implementation (*Original code*) to a stylistically normalized version (Li et al. (2024) *Rephrasing*), then to NL-enriched PseudoCode (*PseudoCode*), and finally to a full natural-language description (*Natural Language*). In our pipeline, the PseudoCode and Natural language forms are used *directly* as the retrieval representation.

unify all three levels in a single controlled comparison; (c) add a corpus-only variant; (d) evaluate across three independent rewriter families; (e) provide a representation-level diagnostic predictive of retrieval gain.

**Scope of comparison with PseudoBridge.** Li et al. (2025b) differs from our setup along three axes simultaneously—two-step vs. single-step synthesis, fine-tuned vs. frozen encoder, and code-level vs. rewritten-representation retrieval—so a head-to-head would not isolate the effect we study. We therefore include it in Table 1 for taxonomic completeness and use the single-axis rephrasing baseline of Li et al. (2024) as our controlled reference.

### 3 The Paraphrasing Strategy

Prior work explores stylistic normalization through code rephrasing (Li et al., 2024, 2025b). We hypothesize that alternative representations—**natural language descriptions** and **NL-enriched PseudoCode**—used as the sole code representation can yield superior retrieval performance. We also investigate the efficiency limitation of state-of-the-art methods, which require an LLM call *per query* (QC-MANIPULATION); we ask whether rewriting only the corpus once offline (C-MANIPULATION) is empirically viable.

**Two new retrieval representations.** We introduce **NL-enriched PseudoCode** and **snippet-level Natural Language** as *direct* retrieval targets (Figure 2). Unlike Li et al. (2025b), who use pseudo

<sup>1</sup>PseudoBridge fine-tunes the encoder via a two-stage contrastive pipeline over synthesised pseudo-code and style-augmented code variants, and retrieves over code at inference; our single-step, frozen-encoder setup makes Li et al. (2024) the appropriate single-axis baseline.

code as a transient bridge in a code→pseudo→code pipeline, we treat PseudoCode (resp. NL) as the final representation passed to the encoder. The rewriter is prompted to first comprehend the snippet and then generate the target representation; the same form is used both to index documents and to encode queries. For text-to-code tasks under QC, the LLM generates the target form directly from the NL request (Rephrase: code; Pseudo: commented PseudoCode; NL: restyled NL). Positioning relative to prior work is summarized in Table 1.

**Baselines.** We compare against (i) the unmodified corpus and queries, and (ii) the stylistic rephrasing of Li et al. (2024).

**Evaluation setup.** We evaluate on six CoIR test sets (Li et al., 2025a): codetrans-contest, codetrans-dl (code-to-code); apps, cosqa (text-to-code); StackOverflow-QA, CodeFeedback-MT (hybrid). We select six of the ten CoIR tasks to span all three task families (code-to-code, text-to-code, hybrid) while keeping the full 5 encoders × 3 strategies × 6 benchmarks = 90 configurations tractable within our compute budget (§5). All results use NDCG@10 metric. Each strategy is evaluated under the same prompt family, and rewriter for a controlled comparison, on general-purpose encoders (QWEN3-EMB (Zhang et al., 2025), E5-BASE-V2 (Wang et al., 2022)) and code-specialized ones (MOSE-18 (Gurioli et al., 2026), CODEXEMBED (Liu et al., 2024), UNIXCODER (Guo et al., 2022)). The main rewriter is QWEN3-CODER-30B-A3B-INSTRUCT Yang et al. (2025); §6 additionally evaluates DEEPSEEK-CODER-V2-LITE-INSTRUCT (16B MoE) and CODESTRAL-22B (Mistral, 22B dense) to rule out rewriter-specific artifacts.

### 3.1 Representational Analysis of Rewriting Effects

To understand *how* rewriting strategies yield different outcomes, we analyze input- and embedding-level corpus properties via two complementary diagnostics, computed on both baseline and rewritten corpora under identical batching.

**Input token entropy.** For all non-padding tokens in a batch, we compute the Shannon entropy  $H = -\sum_{v \in \mathcal{V}} \hat{p}(v) \log_2 \hat{p}(v)$  of the empirical token-frequency distribution. This captures the *lexical diversity* the encoder receives: code-heavy text concentrates mass on a small set of syntactic tokens (low entropy), whereas NL-rich text spreads mass across a broader vocabulary. We report  $\Delta H = H_{\text{rewritten}} - H_{\text{baseline}}$ .

**Embedding pairwise cosine similarity.** For  $\ell_2$ -normalized embeddings  $\{\mathbf{e}_i\}_{i=1}^B$  we compute the mean off-diagonal cosine  $\bar{s} = \frac{1}{B(B-1)} \sum_{i \neq j} \mathbf{e}_i^\top \mathbf{e}_j$ , a measure of representation isotropy: lower values indicate more discriminative spread; higher values indicate anisotropic collapse. We report  $\Delta \bar{s} = \bar{s}_{\text{rewritten}} - \bar{s}_{\text{baseline}}$ . Together  $\Delta H$  and  $\Delta \bar{s}$  disentangle tokenizer-level distributional shifts from embedding-level geometric changes.

## 4 Main Evaluation

We evaluate on six CoIR tasks spanning three families: *code-to-code* (CT-Contest, CT-DL), *text-to-code* (Apps, CosQA), and *hybrid* (StackOverflow-QA, CodeFeedback-MT). Full per-cell NDCG@10 appears in Appendix Tables 7–8.

**Code-to-code.** QC-NL is the best strategy for every encoder on CT-Contest and for four of five on CT-DL (see Figure 3), with gains scaling inversely with encoder capacity: MoSE-18 improves by +0.51 NDCG@10 on CT-Contest (0.23 → 0.74) and +0.16 on CT-DL; E5-base-v2 by +0.24 and +0.10. PseudoCode sits monotonically between Rephrasing and NL. CodeXEmbed on CT-DL (baseline 0.33 >all rewrites) indicates that sufficiently strong code encoders saturate the benefit.

**Text-to-code.** The hierarchy breaks down once queries are already in natural language (Figure 3). On Apps, QC-Rephrasing is the best *average* configuration (CodeXEmbed +0.14); on CosQA, *no* QC configuration improves over the strongest baselines (Qwen3-Emb 0.38, CodeXEmbed 0.34): translating already-NL queries against an NL-rewritten corpus erases residual syntactic signal without creating new alignment.

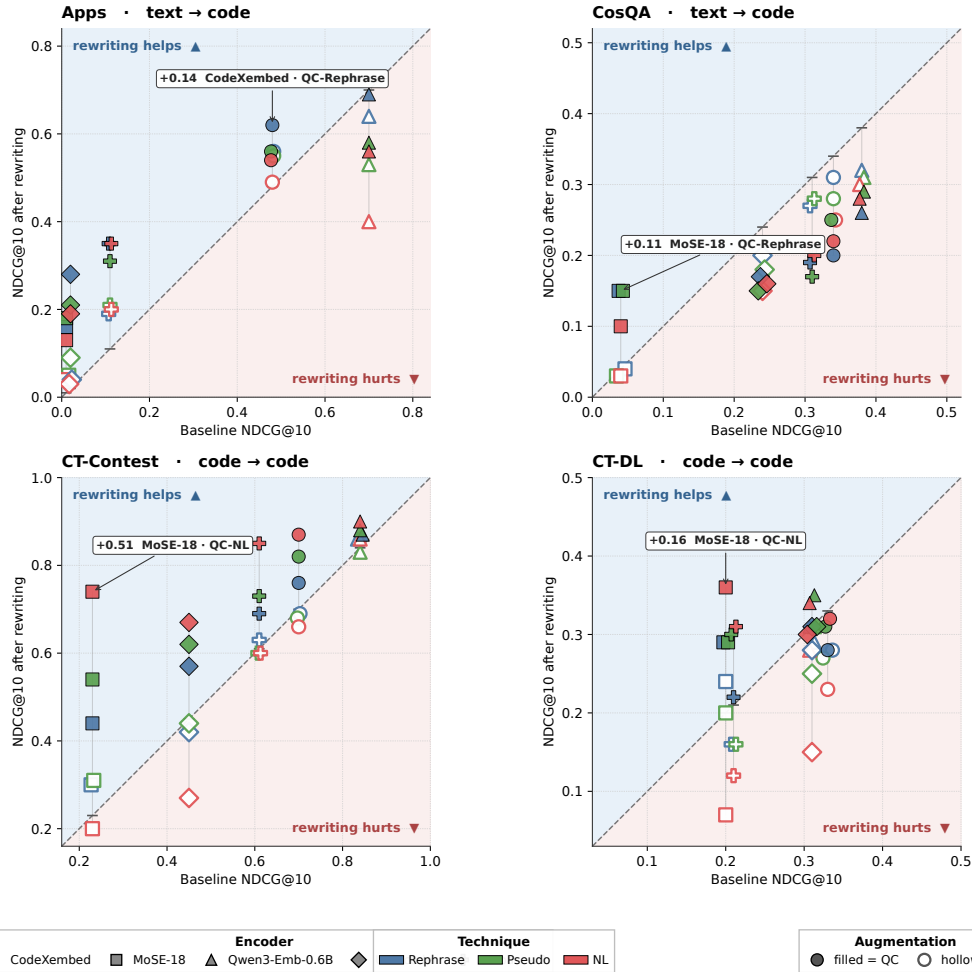


Figure 3: **Per-task NDCG@10 retrieval performances.** Representation after rewriting compared to the original baseline for the five encoders under query+corpus (QC, filled markers) and corpus-only (C, hollow markers) augmentation. Marker shape denotes the encoder, and color indicates the technique (Rephrase / Pseudo / NL); six variants are stacked vertically above each encoder’s baseline. Annotations highlight the largest QC improvement for each task. QC-NL is most effective for smaller encoders on code-intensive tasks, while C consistently underperforms QC.

**Hybrid (Table 2).** The three strategies collapse to within 0.01 NDCG@10 under QC, with PseudoCode and NL tied at 0.26 average. Gains come almost entirely from CodeFeedback-MT (0.07→0.10, +43% rel.). C-NL is the only configuration that drops below baseline on average.

Table 2: **Hybrid retrieval, NDCG@10 aggregated across five encoders.** Under QC, PseudoCode and NL tie for best; C-NL is the only setting below the unmodified baseline on average.

Technique	Aug.	StackOverflow-QA	CodeFeedback-MT	Avg.
Rephrasing	QC	0.40	0.10	0.25
Rephrasing	C	0.38	0.08	0.23
PseudoCode	QC	0.42	0.10	<b>0.26</b>
PseudoCode	C	0.39	0.08	0.24
NL	QC	0.42	0.10	<b>0.26</b>
NL	C	0.34	0.07	0.21
Baseline	–	0.41	0.07	0.24

Table 3: **Mean change in input token entropy ( $\Delta H$ , bits) and embedding pairwise cosine ( $\Delta \bar{s}$ ).** Results are reported after corpus rewriting, averaged across the four evaluation tasks. Arrows indicate the direction typically associated with improved retrieval ( $\uparrow$  for  $\Delta H$ ,  $\downarrow$  for  $\Delta \bar{s}$ ).

Technique	CODEXEMBED		MOSE-18		QWEN3-EMB		UNIXCODER		E5-BASE-V2	
	$\Delta H \uparrow$	$\Delta \bar{s} \downarrow$	$\Delta H \uparrow$	$\Delta \bar{s} \downarrow$	$\Delta H \uparrow$	$\Delta \bar{s} \downarrow$	$\Delta H \uparrow$	$\Delta \bar{s} \downarrow$	$\Delta H \uparrow$	$\Delta \bar{s} \downarrow$
Rephrase	+0.79	-0.031	+0.60	-0.057	+0.55	-0.133	+0.60	-0.04	+0.80	+0.001
PseudoCode	+1.15	-0.005	+0.95	-0.031	+0.82	-0.128	+1.06	+0.08	+1.16	+0.016
NL	+1.42	-0.082	+0.90	-0.068	+0.47	-0.131	+1.07	-0.15	+1.44	-0.018

**Three cross-cutting patterns.** (i) **QC dominates C in 78/90 paired configurations (86.7%):** C-NL degrades MoSE-18’s average from 0.12 to 0.08; joint rewriting is necessary to prevent query–corpus modality mismatch and to gain stylistic normalization. (ii) **Gains scale inversely with encoder strength:** averaged over four pure retrieval tasks, QC-NL lifts MoSE-18 by +175% rel. (0.12  $\rightarrow$  0.33), UniXcoder by +32%, E5-base-v2 by +39%, but leaves Qwen3-Emb-0.6B flat or slightly worse (0.56  $\rightarrow$  0.52); rewriting is most valuable as a *remediation layer* for lightweight encoders. (iii) **Abstraction value decays with query NL content:** Rephrase < Pseudo < NL holds on code-to-code, becomes inconsistent on text-to-code, and collapses to within 0.01 on hybrid.

**Effect of rewriter size.** A separate in-vitro study on CT-Contest using the QWEN2.5-CODER-INSTRUCT family (1.5B–14B, Appendix Table 10) shows larger rewriters generally improve retrieval quality on average, but the trend is not monotonic for every encoder–strategy pair; gains are linked to rewriter quality, with corresponding hardware/latency constraints for practitioners.

## 5 Representational Analysis

**Scope of the representational analysis.** We restrict the diagnostic analysis to the four pure code-to-code and text-to-code benchmarks: hybrid corpora already mix prose and code in variable proportions, so their baseline entropy and embedding geometry reflects the intrinsic NL/code ratio rather than the rewriting-induced shift we aim to measure. Hybrid benchmarks instead serve as an external validity check at the retrieval level. Tables 3 and 9 characterize how each rewriting strategy reshapes the tokenizer-level and encoder-level properties of the corpus.

**Token entropy increases monotonically with abstraction.** For four of five encoders,  $\Delta H_{\text{Rephrase}} < \Delta H_{\text{Pseudo}} < \Delta H_{\text{NL}}$  holds (Table 3); Qwen3-Emb is the exception, since its 151k-token vocabulary absorbs NL diversity into subword merges. The largest gains accrue to small-vocabulary encoders (CodeXEmbed, E5-base-v2:  $\Delta H \approx +1.4$  bits under NL—roughly doubling the effective alphabet). NL also yields the richest tail: Hapax% reaches 47.5% (Qwen3-Emb) and 45.4% (MoSE-18) vs. baselines of 36.6% and 33.3% (Table 9); Top-20% mass drops by up to 21 pp. PseudoCode maximizes raw unique types but its Hapax% stays near baseline (with many quasi-syntactic tokens recurring). Figure 5 corroborates this: NL requires  $\sim 1.9\times$  more distinct words than code to cover 80% of the text and achieves the highest overall Hapax (43.5%).

**Embedding isotropy improves under NL rewriting.** NL reduces mean pairwise cosine for all five encoders ( $\Delta \bar{s} \leq -0.018$ ), most strongly for UniXcoder ( $-0.15$ ) and Qwen3-Emb ( $-0.131$ ). PseudoCode is the least consistent, increasing  $\Delta \bar{s}$  for UniXcoder (+0.08) and E5-base-v2 (+0.016): residual syntactic structure can push representations closer for some encoders.

**Retrieval efficacy landscape.** Figure 4 projects every (encoder, task, technique) configuration into ( $\Delta H$ ,  $\Delta \bar{s}$ ) space with  $\Delta \text{NDCG}@10$  as the background surface. Under C (left), configurations with large representational shifts occupy the red zone; the  $\Delta \text{NDCG}=0$  contour runs diagonally, indicating that any substantial corpus transformation without a matching query transformation pushes retrieval below baseline. Under QC (right), the same points migrate into the green zone—NL points for MoSE-18 and E5-base-v2 land in the darkest region.

**Correlation analysis.** Table 4 quantifies the visual pattern. Under QC,  $\Delta H$  is the sole significant predictor of retrieval gain ( $\rho = +0.356$ ,  $p < 0.01$ ;  $r = +0.319$ ,  $p < 0.05$ );  $\Delta \bar{s}$  shows no significant

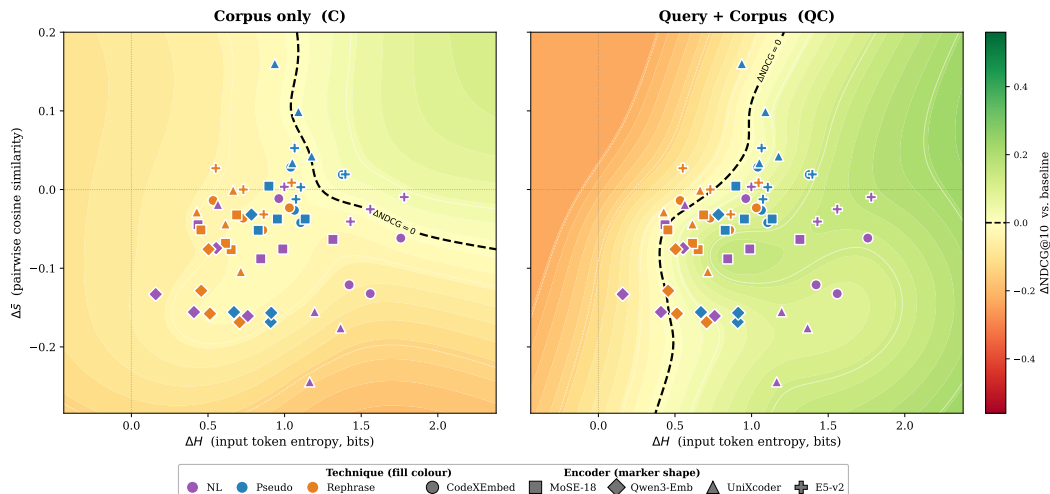


Figure 4: **Retrieval efficacy landscape in representational-shift space.** Each point is an (encoder, task, technique) configuration at  $(\Delta H, \Delta \bar{s})$ . The background shows  $\Delta \text{NDCG}@10$  relative to the unmodified baseline, interpolated with a thin-plate-spline RBF; white contours are iso- $\Delta \text{NDCG}$ , and the dashed black line is  $\Delta \text{NDCG} = 0$ . **Left:** corpus-only (C)—large representational shifts enter the red zone, where retrieval worsens if the query is unchanged. **Right:** query + corpus (QC)—the same points move to green, indicating that co-transforming the query recovers and often exceeds baseline performance. Marker fill denotes rewriting technique (■ NL, ■ Pseudo, ■ Rephrase); marker shape denotes encoder.

Table 4: **Correlation table between  $\Delta H$ ,  $\Delta \bar{s}$  and  $\Delta \text{NDCG}@10$ .** Spearman and Pearson correlations between representational-shift diagnostics ( $\Delta H$ : token entropy change;  $\Delta \bar{s}$ : embedding cosine similarity change) and retrieval gain ( $\Delta \text{NDCG}@10$ ), across  $n=60$  encoder–task–technique configurations under corpus-only (C) and query+corpus (QC) settings.  $\Delta H$  is the sole significant predictor of retrieval gain, and only in the QC setting; the two diagnostics are largely independent ( $\rho=+0.229$ ,  $p=0.078$ ). The QC correlation replicates across two independent rewriter families (Table 6). Two-sided  $p$ -values; \* $p<0.05$ , \*\* $p<0.01$ .

Pair ( $n=60$ )	C (corpus only)		QC (query+corpus)	
	Spearman $\rho$	Pearson $r$	Spearman $\rho$	Pearson $r$
$\Delta H$ vs $\Delta \text{NDCG}@10$	+0.020	+0.086	<b>+0.356**</b>	<b>+0.319*</b>
$\Delta \bar{s}$ vs $\Delta \text{NDCG}@10$	+0.108	+0.222	-0.064	-0.081
$\Delta H$ vs $\Delta \bar{s}$	$\rho = +0.229$ ( $p = 0.078$ )		$r = +0.146$ ( $p = 0.267$ )	

association ( $\rho=-0.064$ ). Under C, neither metric reaches significance, where modality mismatch and missing query-side normalization dominate. The two diagnostics are largely independent ( $\rho=+0.229$ ,  $p=0.078$ ), capturing complementary aspects. Per §6, the QC correlation replicates across DeepSeek and Codestral.

**Efficiency.** On an H100-80GB serving QWEN3-CODER-30B-A3B-INSTRUCT (FP16, vLLM, 512-token context,  $\sim 115$  tok/s), rewriting the four CoLR corpora ( $\sim 38\text{K}$  snippets) takes  $\sim 16.5$  GPU-hours (NL) /  $\sim 11$  (Rephrasing) as a one-time offline cost; QC adds  $\sim 725$  ms of decoding latency per query. Combined with the above results, this yields a deployment decision framework: use QC rewriting as a remediation layer when a lightweight encoder is deployed on code-dominant queries, and skip it when a strong encoder or NL-rich query is available.

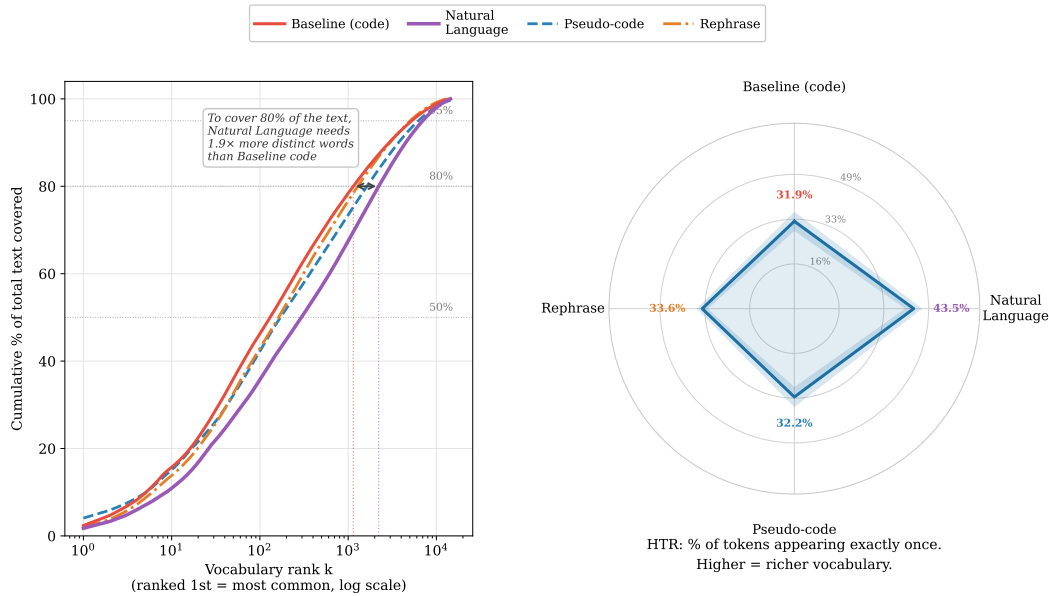


Figure 5: **Vocabulary coverage and lexical-richness diagnostics.** **Left:** cumulative fraction of total tokens covered by the top- $k$  vocabulary ranks (log scale). Natural-language rewriting requires  $\sim 1.9\times$  more distinct words than the code baseline to reach 80% coverage, confirming a flatter token distribution. **Right:** radar plot of the hapax rate (Hapax%, the fraction of tokens appearing exactly once) across the four representations. NL achieves the highest hapax rate (43.5%), indicating the richest long-tail vocabulary.

## 6 Cross-Rewriter Robustness

To check whether conclusions are rewriter-specific, we replicate the core experiments with two additional rewriters from independent model families: DEEPSEEK-CODER-V2-LITE-INSTRUCT (16B MoE,  $\sim 2.4B$  active) and CODESTRAL-22B (Mistral, 22B dense), on the two CoIR tasks that most sharply discriminate among strategies (CT-Contest and CosQA).

**NL rewriting generalizes; strategy ordering is rewriter-dependent.** On CT-Contest (Table 5), NL rewriting is best for Qwen and DeepSeek (Qwen 0.81, DeepSeek 0.65) and competitive for Codestral (Codestral 0.72), while the best strategy is rewriter-dependent. The strict Rephrase<Pseudo<NL ordering does not replicate uniformly: Codestral-Rephrase reaches 0.74 (its best), and DeepSeek-Pseudo underperforms DeepSeek-Rephrase. The advantage of NL rewriting is a property of the task, while Rephrase vs. Pseudo ranking is a property of the rewriter. Per-encoder numbers appear in Appendix Tables 11–12.

**The  $\Delta H$  diagnostic replicates across rewriter families.** We recompute the ( $\Delta H$ ,  $\Delta \text{NDCG}@10$ ) correlation per rewriter ( $n=30$ : 5 encoders  $\times$  3 strategies  $\times$  2 tasks) and pooled (Table 6). The correlation replicates with *stronger* magnitude on Codestral ( $\rho=+0.593$ ,  $p<0.001$ ) than on Qwen, preserves sign on DeepSeek ( $\rho=+0.274$ ), and reaches  $\rho=+0.436$ ,  $p<0.001$  when pooled across non-Qwen rewriters.  $\Delta H$  is therefore a rewriter-agnostic predictor.

**$\Delta H$  identifies the best strategy per rewriter, bidirectionally.** Because the best strategy differs across rewriters (Table 5) and  $\Delta H$  correlates with retrieval gain *within* each rewriter, practitioners can use  $\Delta H$  to select the right strategy without running full retrieval evaluation. The diagnostic also operates bidirectionally: on NL-heavy CosQA, both new rewriters yield small or negative mean  $\Delta H$  (DeepSeek:  $-0.11$ ; Codestral:  $-0.36$ ) vs. CT-Contest ( $+0.39$ ,  $+0.47$ ), and correspondingly  $\Delta \text{NDCG}$  is uniformly negative on CosQA for all three rewriters.

Table 5: **Multiple rewriter retrieval performances.** Mean NDCG@10 across five encoders per (rewriter, strategy) on two contrasting CoIR tasks. **Bold** marks the best strategy per rewriter per task. NL remains the best or tied-best strategy for all three rewriters on the code-heavy CT-Contest task; on the NL-heavy CosQA task, no rewriting strategy beats the baseline for any rewriter, confirming that rewriting’s failure on NL-heavy queries is an intrinsic property of the task, not a rewriter artifact.

Rewriter	Family	Rephrase	Pseudo	NL
<i>CT-Contest (code-to-code)</i>				
Qwen3-Coder-30B	Qwen	0.67	0.72	<b>0.81</b>
DeepSeek-V2-Lite	DeepSeek	0.58	0.53	<b>0.65</b>
Codestral-22B	Mistral	<b>0.74</b>	0.66	0.72
<i>CosQA (text-to-code)</i>				
Qwen3-Coder-30B	Qwen	0.21	0.22	0.20
DeepSeek-V2-Lite	DeepSeek	0.17	0.13	0.16
Codestral-22B	Mistral	0.16	0.17	0.17

Table 6: **Cross-rewriter replication of the ( $\Delta H$ ,  $\Delta \text{NDCG@10}$ ) correlation under QC.** Independent experiments on DeepSeek and Codestral reproduce the positive correlation observed in our original Qwen analysis; the pooled non-Qwen correlation is *stronger* than the Qwen-only result, indicating that  $\Delta H$  captures a retrieval-relevant property that is not rewriter-specific. Two-sided  $p$ -values; \* $p < 0.05$ , \*\* $p < 0.01$ , \*\*\* $p < 0.001$ .

Rewriter	Family	$n$	Spearman $\rho$	Pearson $r$
Qwen3-Coder-30B (original)	Qwen	60	+0.356**	+0.319*
DeepSeek-Coder-V2-Lite	DeepSeek	30	+0.274	+0.292
Codestral-22B	Mistral	30	+0.593***	+0.529**
<b>Pooled (DeepSeek + Codestral)</b>	–	<b>60</b>	<b>+0.436***</b>	<b>+0.432***</b>

## 7 Conclusion

We introduced two new retrieval representations—NL-enriched PseudoCode and snippet-level full Natural Language—and placed them, with the rephrasing baseline of Li et al. (2024), in a controlled abstraction hierarchy evaluated across six CoIR benchmarks, five encoders, and three rewriter families. Four findings reframe rewriting as a cost–benefit decision: (i) NL+QC yields the largest gains (up to +0.51 NDCG@10 on CT-Contest for MoSE-18), especially for lightweight encoders, and is best or competitive on code-to-code tasks across all three rewriters; (ii) corpus-only rewriting degrades retrieval in  $\sim 62\%$  of configurations, while QC outperforms C in 78/90 paired comparisons; (iii)  $\Delta H$  is a significant cross-rewriter predictor of retrieval gain under QC (pooled non-Qwen  $\rho = +0.436$ ,  $p < 0.001$ ); (iv) the best strategy is rewriter-dependent but  $\Delta H$  identifies it. Practitioners should deploy QC rewriting as a remediation layer for small encoders on code-dominant queries, use  $\Delta H$  for strategy selection, and skip rewriting when a strong encoder or NL-rich query is available.

## 8 Limitations and Broader Impact

**Limitations** Our study has four limitations. **(i) Rewriter coverage.** While our cross-rewriter analysis (§6) spans three independent model families (Qwen, DeepSeek, Mistral) and our size-effect analysis (Appendix Table 10) covers four scales within the Qwen family, we do not evaluate closed-source rewriters (e.g., GPT-4o, Claude); extending the correlation study to frontier proprietary models is an open direction. **(ii) Language coverage.** CoIR spans multiple languages but is Python-heavy; behavior on low-resource languages remains open. **(iii) Diagnostic scope.**  $\Delta H$  and  $\Delta \bar{s}$  are corpus-level aggregates and do not predict *per-query* gains; extending them to per-query confidence estimation is an open direction. **(iv) Deployment assumptions.** Our latency measurements assume a single H100 without production-grade batching, caching, or query-side pre-computation; these optimizations could further shift the QC vs. C trade-off toward QC.

**Broader Impact** LLM-based rewriting improves code retrieval but inherits the rewriter’s biases and hallucination risk: a paraphrase that silently changes semantics can mislead downstream retrieval and any consuming system (e.g., code completion, security audit, or program repair). Our offline (C) pipeline partially mitigates this by allowing human review of the rewritten corpus before deployment. We recommend that practitioners (a) audit a random sample of rewrites for semantic drift, (b) retain pointers from rewritten entries to the original source, and (c) prefer QC-NL only when retrieval gains outweigh the compute cost and hallucination risk for the target application.

## References

- Zhangyin Feng, Daya Guo, Duyu Tang, Nan Duan, Xiaocheng Feng, Ming Gong, Linjun Shou, Bing Qin, Ting Liu, Daxin Jiang, and Ming Zhou. CodeBERT: A pre-trained model for programming and natural languages. In Trevor Cohn, Yulan He, and Yang Liu (eds.), *Findings of the Association for Computational Linguistics: EMNLP 2020*, pp. 1536–1547, Online, November 2020. Association for Computational Linguistics. doi: 10.18653/v1/2020.findings-emnlp.139. URL <https://aclanthology.org/2020.findings-emnlp.139/>.
- Daya Guo, Shuo Ren, Shuai Lu, Zhangyin Feng, Duyu Tang, Shujie LIU, Long Zhou, Nan Duan, Alexey Svyatkovskiy, Shengyu Fu, et al. Graphcodebert: Pre-training code representations with data flow. In *International Conference on Learning Representations*, 2020.
- Daya Guo, Shuai Lu, Nan Duan, Yanlin Wang, Ming Zhou, and Jian Yin. UniXcoder: Unified cross-modal pre-training for code representation. In Smaranda Muresan, Preslav Nakov, and Aline Villavicencio (eds.), *Proceedings of the 60th Annual Meeting of the Association for Computational Linguistics (Volume 1: Long Papers)*, pp. 7212–7225, Dublin, Ireland, May 2022. Association for Computational Linguistics. doi: 10.18653/v1/2022.acl-long.499. URL <https://aclanthology.org/2022.acl-long.499/>.
- Andrea Gurioli, Federico Pennino, João Monteiro, and Maurizio Gabbrielli. Mose: Hierarchical self-distillation enhances early layer embeddings. In Sven Koenig, Chad Jenkins, and Matthew E. Taylor (eds.), *Fortieth AAAI Conference on Artificial Intelligence, Thirty-Eighth Conference on Innovative Applications of Artificial Intelligence, Sixteenth Symposium on Educational Advances in Artificial Intelligence, AAAI 2026, Singapore, January 20-27, 2026*, pp. 30897–30906. AAAI Press, 2026. doi: 10.1609/AAAI.V40I37.40348. URL <https://doi.org/10.1609/aaai.v40i37.40348>.
- C. Laneve, A. Spanò, D. Ressi, S. Rossi, and M. Bugliesi. Assessing code understanding in llms. In Carla Ferreira and Claudio Antares Mezzina (eds.), *Formal Techniques for Distributed Objects, Components, and Systems*, pp. 202–210, Cham, 2025. Springer Nature Switzerland. ISBN 978-3-031-95497-9.
- Haochen Li, Xin Zhou, and Zhiqi Shen. Rewriting the code: A simple method for large language model augmented code search. In Lun-Wei Ku, Andre Martins, and Vivek Srikumar (eds.), *Proceedings of the 62nd Annual Meeting of the Association for Computational Linguistics (Volume 1: Long Papers), ACL 2024, Bangkok, Thailand, August 11-16, 2024*, pp. 1371–1389. Association for Computational Linguistics, 2024. doi: 10.18653/V1/2024.ACL-LONG.75. URL <https://doi.org/10.18653/v1/2024.acl-long.75>.
- Xiangyang Li, Kuicai Dong, Yi Quan Lee, Wei Xia, Hao Zhang, Xinyi Dai, Yasheng Wang, and Ruiming Tang. Coir: A comprehensive benchmark for code information retrieval models. In Wanxiang Che, Joyce Nabende, Ekaterina Shutova, and Mohammad Taher Pilehvar (eds.), *Proceedings of the 63rd Annual Meeting of the Association for Computational Linguistics (Volume 1: Long Papers), ACL 2025, Vienna, Austria, July 27 - August 1, 2025*, pp. 22074–22091. Association for Computational Linguistics, 2025a. doi: 10.18653/V1/2025.ACL-LONG.1072. URL <https://doi.org/10.18653/v1/2025.acl-long.1072>.
- Yixuan Li, Xinyi Liu, Weidong Yang, Ben Fei, Shuhao Li, Mingjie Zhou, and Lipeng Ma. Pseudobridge: Pseudo code as the bridge for better semantic and logic alignment in code retrieval. *CoRR*, abs/2509.20881, 2025b. doi: 10.48550/ARXIV.2509.20881. URL <https://doi.org/10.48550/arXiv.2509.20881>.

- Ye Liu, Rui Meng, Shafiq Joty, Silvio Savarese, Caiming Xiong, Yingbo Zhou, and Semih Yavuz. Codexembed: A generalist embedding model family for multilingual and multi-task code retrieval. *CoRR*, abs/2411.12644, 2024. doi: 10.48550/ARXIV.2411.12644. URL <https://doi.org/10.48550/arXiv.2411.12644>.
- Yuning Mao, Pengcheng He, Xiaodong Liu, Yelong Shen, Jianfeng Gao, Jiawei Han, and Weizhu Chen. Generation-augmented retrieval for open-domain question answering. In Chengqing Zong, Fei Xia, Wenjie Li, and Roberto Navigli (eds.), *Proceedings of the 59th Annual Meeting of the Association for Computational Linguistics and the 11th International Joint Conference on Natural Language Processing (Volume 1: Long Papers)*, pp. 4089–4100, Online, August 2021. Association for Computational Linguistics. doi: 10.18653/v1/2021.acl-long.316. URL <https://aclanthology.org/2021.acl-long.316/>.
- Liang Wang, Nan Yang, Xiaolong Huang, Binxing Jiao, Linjun Yang, Daxin Jiang, Rangan Majumder, and Furu Wei. Text embeddings by weakly-supervised contrastive pre-training. *CoRR*, abs/2212.03533, 2022. doi: 10.48550/ARXIV.2212.03533. URL <https://doi.org/10.48550/arXiv.2212.03533>.
- An Yang, Anfeng Li, Baosong Yang, Beichen Zhang, Binyuan Hui, Bo Zheng, Bowen Yu, Chang Gao, Chengen Huang, Chenxu Lv, Chujie Zheng, Dayiheng Liu, Fan Zhou, Fei Huang, Feng Hu, Hao Ge, Haoran Wei, Huan Lin, Jialong Tang, Jian Yang, Jianhong Tu, Jianwei Zhang, Jian Yang, Jiayi Yang, Jingren Zhou, Junyang Lin, Kai Dang, Keqin Bao, Kexin Yang, Le Yu, Lianghao Deng, Mei Li, Mingfeng Xue, Mingze Li, Pei Zhang, Peng Wang, Qin Zhu, Rui Men, Ruize Gao, Shixuan Liu, Shuang Luo, Tianhao Li, Tianyi Tang, Wenbiao Yin, Xingzhang Ren, Xinyu Wang, Xinyu Zhang, Xuancheng Ren, Yang Fan, Yang Su, Yichang Zhang, Yinger Zhang, Yu Wan, Yuqiong Liu, Zekun Wang, Zeyu Cui, Zhenru Zhang, Zhipeng Zhou, and Zihan Qiu. Qwen3 technical report. *CoRR*, abs/2505.09388, 2025. doi: 10.48550/ARXIV.2505.09388. URL <https://doi.org/10.48550/arXiv.2505.09388>.
- Yanzhao Zhang, Mingxin Li, Dingkun Long, Xin Zhang, Huan Lin, Baosong Yang, Pengjun Xie, An Yang, Dayiheng Liu, Junyang Lin, Fei Huang, and Jingren Zhou. Qwen3 embedding: Advancing text embedding and reranking through foundation models. *CoRR*, abs/2506.05176, 2025. doi: 10.48550/ARXIV.2506.05176. URL <https://doi.org/10.48550/arXiv.2506.05176>.

## A Technical Appendices and Supplementary Material

Table 7: **Per-benchmark NDCG@10 for all (encoder, technique, augmentation) combinations** on the four code-to-code and text-to-code CoIR tasks. *Baseline* denotes the unmodified corpus and query (shown in grey). *QC* = query+corpus rewriting; *C* = corpus-only rewriting. Bold marks the best configuration per encoder per column.

Model	Augmented	Technique	Apps	CosQA	CT-Contest	CT-DL	Avg.
CODEXEMBED	QC	Rephrasing	<b>0.62</b>	0.20	0.76	0.28	0.46
CODEXEMBED	QC	PseudoCode	0.56	0.25	0.82	0.31	0.48
CODEXEMBED	QC	NL	0.54	0.22	<b>0.87</b>	<b>0.32</b>	<b>0.49</b>
CODEXEMBED	C	Rephrasing	0.56	0.31	0.69	0.28	0.46
CODEXEMBED	C	PseudoCode	0.55	0.28	0.68	0.27	0.44
CODEXEMBED	C	NL	0.49	0.25	0.66	0.23	0.41
CODEXEMBED	X	Baseline	0.48	<b>0.34</b>	0.70	0.33	0.46
MOSE-18	QC	Rephrasing	0.16	<b>0.15</b>	0.44	0.29	0.26
MOSE-18	QC	PseudoCode	<b>0.18</b>	<b>0.15</b>	0.54	0.29	0.29
MOSE-18	QC	NL	0.13	0.10	<b>0.74</b>	<b>0.36</b>	<b>0.33</b>
MOSE-18	C	Rephrasing	0.04	0.04	0.30	0.24	0.15
MOSE-18	C	PseudoCode	0.05	0.03	0.31	0.20	0.15
MOSE-18	C	NL	0.04	0.03	0.20	0.07	0.08
MOSE-18	X	Baseline	0.01	0.04	0.23	0.20	0.12
QWEN3-EMBEDDING-0.6B	QC	Rephrasing	0.69	0.26	0.87	0.31	0.53
QWEN3-EMBEDDING-0.6B	QC	PseudoCode	0.58	0.29	0.88	0.35	0.52
QWEN3-EMBEDDING-0.6B	QC	NL	0.56	0.28	<b>0.90</b>	<b>0.34</b>	0.52
QWEN3-EMBEDDING-0.6B	C	Rephrasing	0.64	0.32	0.86	0.29	0.53
QWEN3-EMBEDDING-0.6B	C	PseudoCode	0.53	0.31	0.83	0.31	0.49
QWEN3-EMBEDDING-0.6B	C	NL	0.40	0.30	0.86	0.28	0.46
QWEN3-EMBEDDING-0.6B	X	Baseline	<b>0.70</b>	<b>0.38</b>	0.84	0.31	<b>0.56</b>
UNIXCODER BASE	QC	Rephrasing	<b>0.28</b>	0.17	0.57	0.31	<b>0.33</b>
UNIXCODER BASE	QC	PseudoCode	0.21	0.15	0.62	<b>0.31</b>	0.32
UNIXCODER BASE	QC	NL	0.19	0.16	<b>0.67</b>	0.30	<b>0.33</b>
UNIXCODER BASE	C	Rephrasing	0.04	0.20	0.42	0.28	0.24
UNIXCODER BASE	C	PseudoCode	0.09	0.18	0.44	0.25	0.24
UNIXCODER BASE	C	NL	0.03	0.15	0.27	0.15	0.15
UNIXCODER BASE	X	Baseline	0.02	<b>0.24</b>	0.45	0.31	0.25
E5-BASE-V2	QC	Rephrasing	<b>0.35</b>	0.19	0.69	0.22	0.36
E5-BASE-V2	QC	PseudoCode	0.31	0.17	0.73	0.30	0.38
E5-BASE-V2	QC	NL	0.35	0.20	<b>0.85</b>	<b>0.31</b>	<b>0.43</b>
E5-BASE-V2	C	Rephrasing	0.19	0.27	0.63	0.16	0.31
E5-BASE-V2	C	PseudoCode	0.21	<b>0.28</b>	0.60	0.16	0.31
E5-BASE-V2	C	NL	0.20	0.21	0.60	0.12	0.28
E5-BASE-V2	X	Baseline	0.11	0.31	0.61	0.21	0.31

Table 8: **Per-benchmark NDCG@10 on the two hybrid CoIR tasks** (StackOverflow-QA, CodeFeedback-MT), where queries and documents natively mix natural language and code. Format as in Table 7. *Baseline* rows are shown in grey.

Model	Augmented	Technique	StackOverflow-QA	CodeFeedback-MT
CODEXEMBED	QC	Rephrasing	0.46	0.11
CODEXEMBED	QC	PseudoCode	0.47	0.11
CODEXEMBED	QC	NL	0.47	0.11
CODEXEMBED	C	Rephrasing	0.47	0.09
CODEXEMBED	C	PseudoCode	0.47	0.09
CODEXEMBED	C	NL	0.46	0.08
CODEXEMBED	X	Baseline	0.49	0.08
MOSE-18	QC	Rephrasing	0.29	0.09
MOSE-18	QC	PseudoCode	0.36	0.09
MOSE-18	QC	NL	0.32	0.09
MOSE-18	C	Rephrasing	0.24	0.06
MOSE-18	C	PseudoCode	0.25	0.06
MOSE-18	C	NL	0.18	0.05
MOSE-18	X	Baseline	0.24	0.02
QWEN3-EMBEDDING-0.6B	QC	Rephrasing	0.48	0.13
QWEN3-EMBEDDING-0.6B	QC	PseudoCode	0.48	0.12
QWEN3-EMBEDDING-0.6B	QC	NL	0.48	0.12
QWEN3-EMBEDDING-0.6B	C	Rephrasing	0.48	0.10
QWEN3-EMBEDDING-0.6B	C	PseudoCode	0.48	0.10
QWEN3-EMBEDDING-0.6B	C	NL	0.48	0.10
QWEN3-EMBEDDING-0.6B	X	Baseline	0.49	0.11
UNIXCODER BASE	QC	Rephrasing	0.33	0.08
UNIXCODER BASE	QC	PseudoCode	0.33	0.08
UNIXCODER BASE	QC	NL	0.36	0.07
UNIXCODER BASE	C	Rephrasing	0.28	0.05
UNIXCODER BASE	C	PseudoCode	0.29	0.06
UNIXCODER BASE	C	NL	0.17	0.06
UNIXCODER BASE	X	Baseline	0.33	0.06
E5-BASE-V2	QC	Rephrasing	0.44	0.11
E5-BASE-V2	QC	PseudoCode	0.45	0.11
E5-BASE-V2	QC	NL	0.45	0.11
E5-BASE-V2	C	Rephrasing	0.45	0.08
E5-BASE-V2	C	PseudoCode	0.45	0.11
E5-BASE-V2	C	NL	0.43	0.07
E5-BASE-V2	X	Baseline	0.48	0.07

Table 9: Tokenisation statistics averaged across tasks for each encoder–strategy combination ( $n=4$  tasks per cell). *Vocab* is the encoder vocabulary size; *Unique* is the number of distinct tokens observed in the corpus; *H* is the token unigram entropy (bits); *TTR* is the type–token ratio; *Top-20%* is the fraction of total token mass carried by the most frequent 20% of types (a measure of distributional skew); *Hapax%* is the proportion of token types appearing exactly once (a measure of lexical richness at the tail). Higher *H* and *Hapax%* indicate a flatter, richer distribution; higher *Top-20%* indicates greater concentration on frequent types.  $\Delta H$  is computed relative to the per-encoder baseline row (shown in grey). NL rewriting consistently produces the largest entropy gain and hapax rate across all encoders, while pseudo-code maximises lexical breadth (unique types) without a proportional increase in tail richness; the Top-20% mass falls by up to 21 pp relative to baseline, confirming a systematic redistribution toward the long tail regardless of encoder vocabulary size.

Encoder	Strategy	Vocab	Unique	<i>H</i> (bits)	$\Delta H$	TTR	Top-20%	Hapax%
CodeXEmbed	Baseline	30,522	1,078	7.14	—	0.054	52.6%	27.8%
CodeXEmbed	NL	30,522	1,624	8.52	+1.38	0.138	35.7%	39.9%
CodeXEmbed	Pseudo	30,522	2,128	8.06	+0.92	0.049	41.4%	27.9%
CodeXEmbed	Rephrase	30,522	1,718	7.74	+0.60	0.048	44.8%	31.1%
E5-base-v2	Baseline	30,522	1,078	7.14	—	0.054	52.6%	27.8%
E5-base-v2	NL	30,522	1,624	8.52	+1.38	0.138	35.7%	39.9%
E5-base-v2	Pseudo	30,522	2,128	8.06	+0.92	0.049	41.4%	27.9%
E5-base-v2	Rephrase	30,522	1,718	7.74	+0.60	0.048	44.8%	31.1%
MoSE-18	Baseline	49,152	1,636	8.03	—	0.088	41.5%	33.3%
MoSE-18	NL	49,152	1,940	8.89	+0.86	0.169	31.0%	45.4%
MoSE-18	Pseudo	49,152	3,447	8.76	+0.73	0.077	37.7%	34.3%
MoSE-18	Rephrase	49,152	2,622	8.45	+0.42	0.072	37.8%	35.2%
Qwen3-Emb	Baseline	151,643	2,031	8.59	—	0.117	34.8%	36.6%
Qwen3-Emb	NL	151,643	1,955	8.88	+0.29	0.176	31.5%	47.5%
Qwen3-Emb	Pseudo	151,643	3,874	9.08	+0.49	0.088	33.6%	36.8%
Qwen3-Emb	Rephrase	151,643	3,044	8.97	+0.38	0.088	31.4%	35.7%
UniXcoder	Baseline	51,416	1,701	7.86	—	0.086	44.2%	33.8%
UniXcoder	NL	51,416	1,968	8.94	+1.08	0.171	30.8%	45.0%
UniXcoder	Pseudo	51,416	3,512	8.80	+0.94	0.079	36.7%	34.2%
UniXcoder	Rephrase	51,416	2,670	8.38	+0.52	0.074	38.7%	35.0%

Table 10: **Per-encoder in-vitro results on codetrans-contest** (NDCG@10) for four rewriter sizes from the QWEN2.5-CODER-INSTRUCT family (1.5B–14B). Larger rewriters consistently yield higher retrieval quality across all three strategies and all five encoders, confirming that rewriter capacity is a primary driver of downstream gains.

Model	Technique	1.5B	3B	7B	14B
CODEXEMBED	Rephrasing	0.63	0.58	0.71	0.71
CODEXEMBED	PseudoCode	0.55	0.45	0.65	0.67
CODEXEMBED	NL	0.74	0.82	0.80	0.82
MOSE-18	Rephrasing	0.36	0.39	0.37	0.38
MOSE-18	PseudoCode	0.35	0.38	0.44	0.33
MOSE-18	NL	0.44	0.51	0.58	0.58
QWEN3-EMB	Rephrasing	0.81	0.83	0.85	0.84
QWEN3-EMB	PseudoCode	0.83	0.81	0.84	0.82
QWEN3-EMB	NL	0.81	0.84	0.85	0.83
UNIXCODER	Rephrasing	0.52	0.56	0.56	0.55
UNIXCODER	PseudoCode	0.48	0.53	0.54	0.55
UNIXCODER	NL	0.43	0.53	0.53	0.58
E5-BASE-V2	Rephrasing	0.49	0.53	0.59	0.68
E5-BASE-V2	PseudoCode	0.36	0.34	0.50	0.58
E5-BASE-V2	NL	0.59	0.72	0.73	0.74

Table 11: **Cross-rewriter per-encoder NDCG@10 on codetrans-contest.** Comparison across three rewriters spanning three independent model families: Qwen3-Coder-30B (Qwen), DeepSeek-Coder-V2-Lite-Instruct (DeepSeek), and Codestral-22B (Mistral). All experiments use QC-MANIPULATION. NL rewriting is the best or competitive strategy for every encoder under at least two of three rewriters, confirming the cross-family robustness of our headline finding.

Model	Technique	Qwen3-Coder-30B	DeepSeek-V2-Lite	Codestral-22B
CODEXEMBED	Rephrasing	0.76	0.69	<b>0.83</b>
CODEXEMBED	PseudoCode	0.82	0.57	0.78
CODEXEMBED	NL	<b>0.87</b>	<b>0.77</b>	0.80
CODEXEMBED	Baseline	0.70	–	–
MOSE-18	Rephrasing	0.44	0.37	<b>0.58</b>
MOSE-18	PseudoCode	0.54	0.39	0.46
MOSE-18	NL	<b>0.74</b>	<b>0.51</b>	0.56
MOSE-18	Baseline	0.23	–	–
QWEN3-EMB	Rephrasing	0.87	0.79	0.86
QWEN3-EMB	PseudoCode	0.88	<b>0.81</b>	0.85
QWEN3-EMB	NL	<b>0.90</b>	<b>0.81</b>	<b>0.87</b>
QWEN3-EMB	Baseline	0.84	–	–
UNIXCODER	Rephrasing	0.57	0.48	<b>0.68</b>
UNIXCODER	PseudoCode	0.62	0.46	0.57
UNIXCODER	NL	<b>0.67</b>	<b>0.53</b>	0.61
UNIXCODER	Baseline	0.45	–	–
E5-BASE-V2	Rephrasing	0.69	0.58	<b>0.75</b>
E5-BASE-V2	PseudoCode	0.73	0.41	0.62
E5-BASE-V2	NL	<b>0.85</b>	<b>0.63</b>	<b>0.75</b>
E5-BASE-V2	Baseline	0.61	–	–

Table 12: **Cross-rewriter per-encoder NDCG@10 on cosqa.** On this NL-heavy text-to-code benchmark, no rewriting strategy improves over the unmodified baseline under any rewriter, confirming that the failure of rewriting on NL-dominant queries is an intrinsic property of the task rather than an artifact of the Qwen rewriter. This negative result is correctly anticipated by our  $\Delta H$  diagnostic (§6), which is near-zero or negative on cosqa for all three rewriters.

Model	Technique	Qwen3-Coder-30B	DeepSeek-V2-Lite	Codestral-22B
CODEXEMBED	Rephrasing	0.20	0.19	0.20
CODEXEMBED	PseudoCode	0.25	0.16	0.21
CODEXEMBED	NL	0.22	0.18	0.22
CODEXEMBED	Baseline	<b>0.34</b>	–	–
MOSE-18	Rephrasing	0.15	0.13	0.12
MOSE-18	PseudoCode	0.15	0.10	0.13
MOSE-18	NL	0.10	0.12	0.09
MOSE-18	Baseline	0.04	–	–
QWEN3-EMB	Rephrasing	0.26	0.20	0.23
QWEN3-EMB	PseudoCode	0.29	0.17	0.22
QWEN3-EMB	NL	0.28	0.21	0.22
QWEN3-EMB	Baseline	<b>0.38</b>	–	–
UNIXCODER	Rephrasing	0.17	0.16	0.14
UNIXCODER	PseudoCode	0.15	0.11	0.16
UNIXCODER	NL	0.16	0.12	0.15
UNIXCODER	Baseline	<b>0.24</b>	–	–
E5-BASE-V2	Rephrasing	0.19	0.15	0.12
E5-BASE-V2	PseudoCode	0.17	0.12	0.15
E5-BASE-V2	NL	0.20	0.14	0.19
E5-BASE-V2	Baseline	<b>0.31</b>	–	–