

# MedThink: Enhancing Diagnostic Accuracy in Small Models via Teacher-Guided Reasoning Correction

Xinchun Su<sup>1</sup>, Chunxu Luo<sup>1</sup>, Lipeng Ma<sup>1</sup>, Yixuan Li<sup>1</sup>, Weidong Yang<sup>1,\*</sup>

<sup>a</sup>*School of Computer Science, Fudan University, Shanghai, China*

---

## Abstract

Accurate clinical diagnosis requires extensive domain knowledge and complex clinical reasoning capabilities. Although large language models (LLMs) hold great potential for clinical reasoning, their high computational and memory requirements limit their deployment in resource-constrained environments. Knowledge distillation (KD) can compress LLM capabilities into smaller models, but traditional KD merely transfers superficial answer patterns and fails to preserve the structured reasoning required for reliable diagnosis. To address this, we propose a two-stage distillation framework, **MedThink**, designed to cultivate robust clinical reasoning in small language models (SLMs). In the first stage, a teacher LLM screens data and injects domain-knowledge explanations to fine-tune a student model, establishing a knowledge foundation. In the second stage, the teacher evaluates the student’s errors, generates reasoning chains linking knowledge to correct answers, and refines the student’s diagnostic reasoning through a second round of fine-tuning. We evaluate MedThink on general medical benchmarks and a gastroenterology dataset comprising 955 question-answer pairs. Experiments demonstrate that MedThink outperforms six distillation strategies in all benchmarks: achieving an improvement of up to 12.7% over the student baseline in general tasks, and reaching a total top accuracy of 56.4% in gastroenterology evaluation. This indicates that iterative distillation centered on reasoning can significantly enhance the diagnostic accuracy and generalization capabilities of SLMs whilst maintaining computational efficiency. Our code and data are publicly available at <https://github.com/destinybird/PrecisionBoost>.

---

\*Corresponding author

*Email addresses:* 22300240012@m.fudan.edu.cn (Xinchun Su),  
22110240100@m.fudan.edu.cn (Chunxu Luo), lpma21@m.fudan.edu.cn (Lipeng Ma),  
yxli24@m.fudan.edu.cn (Yixuan Li), wdyang@fudan.edu.cn (Weidong Yang)

*Keywords:* Knowledge Distillation, Medicine Reasoning, Large Language Models

---

## 1. Introduction

Large Language Models, or LLMs, such as GPT-4 and LLaMA perform well on reasoning tasks, including chain-of-thought problem-solving, text generation, and question answering [1, 2, 3, 4]. In medicine, these models can support clinical decision-making, diagnosis, and consultation. However, LLMs require large amounts of GPU memory and have high inference latency, which makes them difficult to deploy in settings with limited resources, such as community clinics, mobile health platforms, and edge devices [5, 6]. This has led to growing interest in Small Language Models, or SLMs, that balance performance with efficiency, making AI-assisted diagnosis more widely accessible.

Knowledge distillation, or KD, offers a way to transfer the capabilities of a large “teacher” model to a smaller “student” model [1, 2, 7]. Traditional KD methods align model outputs by replicating final answers or distilling chain-of-thought, or CoT, reasoning traces. While these methods can transfer basic knowledge, they are not sufficient for medical tasks that require both domain expertise and sound diagnostic logic [8, 9]. Accurate clinical diagnosis involves not only recalling symptom-disease associations but also reasoning about disease mechanisms, considering differential diagnoses, and weighing clinical evidence. Standard output-matching distillation does not develop these abilities in student models.

Two key challenges limit existing KD methods in medicine. First, standard distillation lacks *domain-specific knowledge depth*. Student models often fail to correctly interpret medical terminology and clinical context, which reduces diagnostic accuracy [9]. Second, even when factual knowledge is transferred, student models have difficulty applying it through *coherent reasoning*. They struggle to connect symptom patterns to candidate diagnoses while considering risk factors and disease mechanisms [10, 11]. These challenges highlight the need for distillation methods that build both domain knowledge and structured reasoning in small models.

To address these challenges, we propose **MedThink**, a two-stage knowledge distillation framework that enhances diagnostic accuracy in small models through teacher-guided reasoning correction. In the first stage, called *Knowledge Acquisition*, a teacher LLM filters training data by quality and adds domain-specific knowledge explanations to each sample. These enriched samples are used to fine-tune the student model and build a solid medical knowledge base. In the second

stage, called *Reasoning Enhancement*, the teacher evaluates the student’s errors, identifies where the reasoning went wrong, and generates corrective reasoning chains that connect domain knowledge to the correct answers. The student is then fine-tuned again using these corrective chains to improve its diagnostic reasoning. This two-stage design separates knowledge building from reasoning correction, following the natural process of clinical training, where students first learn the knowledge and then learn how to apply it.

We evaluate MedThink on general medical benchmarks, including CMExam, MedTiku, and ChatMed, and a specialized digestive-domain dataset. MedThink outperforms six alternative distillation strategies across all benchmarks, with up to 12.7% improvement over the student baseline. In the digestive domain, MedThink achieves the highest overall accuracy of 56.4%, compared to 53.8% for the best alternative. These results show that teacher-guided reasoning correction can significantly improve both diagnostic accuracy and generalization in small models, providing a practical approach for deploying AI-assisted diagnostic systems in resource-limited healthcare settings.

The primary contributions of this work are as follows.

- We propose MedThink, a two-stage knowledge distillation framework that separates knowledge acquisition from reasoning correction, enabling small models to achieve strong performance on medical diagnostic tasks.
- We introduce teacher-guided mechanisms for each stage, including quality-filtered knowledge augmentation to build domain knowledge and error-driven corrective reasoning to improve diagnostic logic.
- We conduct experiments on multiple medical datasets, showing that MedThink improves diagnostic accuracy and reasoning quality over existing KD methods while remaining efficient enough for resource-limited deployment.

The remainder of this paper is organized as follows. Section 2 reviews related work on LLMs in medicine and knowledge distillation. Section 3 describes the proposed two-stage framework. Section 4 presents the experimental setup and results. Section 5 concludes the paper and discusses future directions.

## **2. Related Work**

### *2.1. Large Language Models in Medicine*

Large language models have been widely applied to medical tasks such as clinical decision-making, diagnosis, and medical question answering [12, 13]. In

the general domain, these models benefit from large-scale pretraining and can adapt to new tasks through prompting strategies [14, 15]. In the medical domain, models trained on biomedical text have been applied to named entity recognition, relation extraction, and clinical document classification [16]. In the Chinese medical domain, several models have been developed for diagnosis and patient consultation. Huatuo, Zhongjing, Bianque, and ChatMed are representative models that fine-tune pretrained foundations on Chinese clinical data [17, 18, 19, 20, 21].

To evaluate the performance of these medical models, researchers have introduced specialized benchmarks. MedBench is a large-scale benchmark covering medical report generation and clinical dialogue [22]. CMExam tests whether models can interpret medical descriptions and patient symptoms to produce accurate diagnoses [23]. We use both benchmarks in our experiments. Although large models perform well on these benchmarks, they require substantial computational resources for training and inference [5, 6]. This limits their practical use in resource-constrained settings such as community clinics and mobile health platforms. As a result, there is growing interest in building smaller models that retain the diagnostic capabilities of larger ones while being efficient enough for real-world deployment.

## *2.2. Knowledge Distillation in Medicine*

Knowledge distillation trains a smaller student model to replicate the behavior of a larger teacher model [24]. This approach enables the deployment of capable models in settings where hardware or latency constraints prevent the use of full-scale systems. Recent work has extended knowledge distillation to transfer not only final answers but also reasoning processes. Chain-of-thought distillation transfers step-by-step reasoning traces from teacher models to student models, helping students learn structured problem-solving patterns [2]. Self-distillation methods allow models to improve by learning from their own outputs, while multi-stage distillation progressively refines student capabilities through multiple training rounds [25, 26]. Preference-based alignment methods have also been combined with distillation to improve reasoning quality. These approaches have shown promising results on general reasoning benchmarks.

However, existing reasoning distillation methods face important limitations in the medical domain. Most methods transfer reasoning patterns from teacher outputs without checking whether the student has acquired the domain knowledge needed to apply those patterns correctly. When a student model makes diagnostic errors, current methods do not identify whether the error comes from missing medical knowledge or from flawed reasoning logic. Without this distinction, the

correction process cannot target the actual source of failure. This gap motivates our proposed MedThink framework, which separates knowledge acquisition from reasoning correction. MedThink uses teacher-guided reasoning correction to first build domain knowledge in the student model, and then specifically address reasoning failures through corrective chains generated by the teacher.

### 3. Method

Accurate clinical diagnosis depends on two abilities. The first is domain knowledge, including disease mechanisms, drug interactions, and symptom-disease associations. The second is structured reasoning, which allows a model to connect clinical evidence to candidate diagnoses and reach a correct conclusion. Traditional knowledge distillation methods transfer final answers or output distributions from a large teacher model to a smaller student model [27, 28]. However, these methods do not teach the student how to reason through a clinical problem step by step. As a result, distilled student models often produce answers that lack medical justification and fail when faced with complex diagnostic scenarios [10, 11].

This limitation is particularly serious in the medical domain. Unlike general-purpose tasks, clinical reasoning requires a model to evaluate multiple competing hypotheses, weigh supporting and contradicting evidence, and follow a structured path from symptoms to diagnosis. A student model that memorizes answer patterns without understanding the underlying clinical logic may produce plausible-sounding but incorrect diagnoses. Transferring reasoning chains, performing targeted error correction, and providing explicit knowledge explanations are therefore essential for medical knowledge distillation. These elements go beyond what traditional distillation can offer, because they teach the student not just what the answer is, but why it is correct and how to arrive at it through sound clinical reasoning.

To address this gap, we propose **MedThink**, a two-stage knowledge distillation framework that enhances diagnostic accuracy in small models through teacher-guided reasoning correction.

#### 3.1. Overview of the Two-Stage Framework

MedThink has two stages that work together. The first stage focuses on knowledge distillation. In this stage, the teacher model creates training data that includes medical concepts, disease mechanisms, and clinical terms. The student model learns from this data to build a strong medical knowledge base. The second stage focuses on reasoning enhancement. In this stage, the teacher reviews the

student’s errors and generates step-by-step reasoning chains that show how to connect medical knowledge to the correct diagnosis. The student then learns from these reasoning chains to improve its diagnostic logic. This two-stage design reflects how medical training works in practice. Medical students first learn foundational knowledge and then develop clinical reasoning skills through guided practice [29, 30].

### 3.2. Knowledge Distillation Stage

The goal of the first stage is to transfer medical knowledge from the teacher model to the student model. Standard knowledge distillation transfers answers but does not ensure the student understands the medical concepts behind those answers. In MedThink, we use the first stage specifically to build the student’s medical knowledge base. This prepares the student for the reasoning training that follows in the second stage. The detailed process is illustrated in Figure 1.

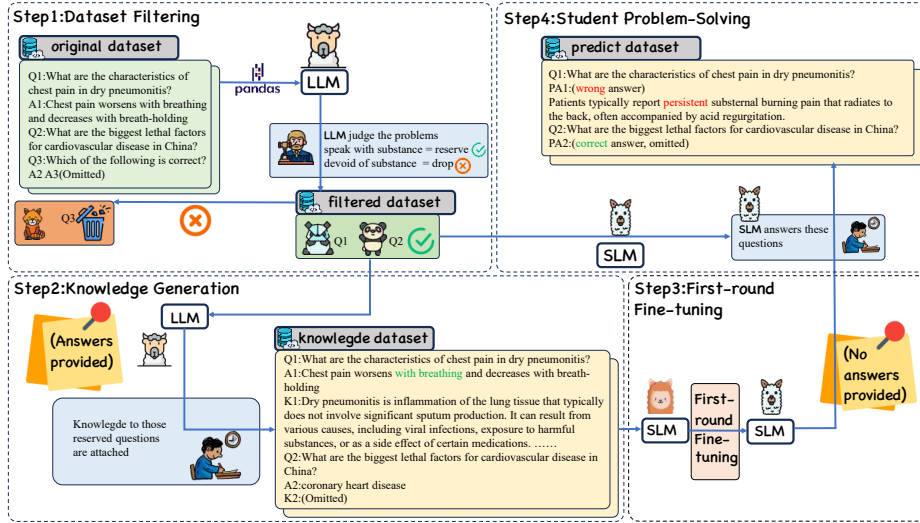


Figure 1: Framework for the Knowledge Distillation Stage.

The process starts with data filtering. The raw dataset  $D$  contains many low-quality samples that could interfere with training. We filter out noisy and ambiguous entries to create a clean dataset  $D_{\text{filtered}} = \{x_i \in D \mid \mathcal{V}(x_i) = 1\}$ . Next, the teacher model  $f_{\text{teacher}}$  generates knowledge-augmented triples  $(q_i, a_i, e_i)$  for each question. Here  $q_i$  is the medical question,  $a_i = f_{\text{teacher}}(q_i)$  is the answer, and  $e_i = \Phi(q_i, a_i)$  is an explanation that describes the relevant medical knowledge.

These triples form a knowledge base  $K = \{(q_i, a_i, e_i)\}$ . The explanations are important because they give the student access to domain knowledge that goes beyond simple question-answer pairs. Unlike traditional distillation that only transfers final outputs, these explicit knowledge explanations teach the student the medical concepts needed for accurate diagnosis. The student model  $f_{\text{student}}$  is then fine-tuned on  $K$  by minimizing the loss  $\mathcal{L}_{\text{round1}} = \frac{1}{|K|} \sum_{i=1}^{|K|} \mathcal{D}(a_i, f_{\text{student}}(q_i; \theta))$ . After this first round of fine-tuning, the student generates predictions  $P = \{(q'_i, \hat{a}_i)\}$  on the training questions. These predictions are used in the second stage to identify where the student still makes errors [29].

### 3.3. Reasoning Enhancement Stage

After the first stage, the student model has acquired medical knowledge but may still struggle with complex diagnostic reasoning. Small models often fail to connect multiple pieces of evidence in the correct logical order. The second stage of MedThink addresses this problem by teaching the student how to reason through diagnostic problems step by step. The teacher identifies the student’s errors and generates corrective reasoning chains that show the correct path from evidence to diagnosis. This targeted error correction is a key advantage over traditional distillation methods, which do not analyze student failures or provide structured guidance for improvement. The process is depicted in Figure 2.

The teacher model  $f_{\text{teacher}}$  first evaluates the student’s predictions  $P$  from the first stage and identifies incorrect outputs  $P_{\text{err}} = \{(q_i, \hat{a}_i) \mid \hat{a}_i \neq f_{\text{teacher}}(q_i)\}$ . For each error, the teacher generates a corrective reasoning chain  $c_i$  that explains why the student’s answer was wrong and how to reach the correct answer. These form enhanced quadruples  $T = \{(q_i, a_i, e_i, c_i)\}$ , where  $a_i = f_{\text{teacher}}(q_i)$  is the correct answer,  $e_i = \Phi(q_i, a_i)$  is the medical knowledge explanation, and  $c_i = \Psi(q_i, a_i, e_i)$  is the corrective reasoning chain. This dataset connects factual knowledge to structured reasoning in an explicit way. Traditional distillation methods do not provide this type of targeted feedback. They transfer the same information to all training samples regardless of whether the student answered correctly or not. In contrast, MedThink focuses the second stage specifically on the questions the student got wrong, making the training more efficient and targeted. The student model is then fine-tuned again on  $T$  by minimizing  $\mathcal{L}_{\text{round2}} = \frac{1}{|T|} \sum_{i=1}^{|T|} \mathcal{D}((a_i, e_i, c_i), f_{\text{student}}(q_i; \theta))$ . Through this second round of training, the student learns to select the best answer  $a_{\text{student}} = \arg \max_{a \in \mathcal{A}} P(a \mid q, e, c; \theta_{\text{student}})$  by combining medical knowledge with step-by-step reasoning. This error-driven approach is especially valuable in medicine, where understanding why an answer is wrong is just as important as knowing the correct answer [30].

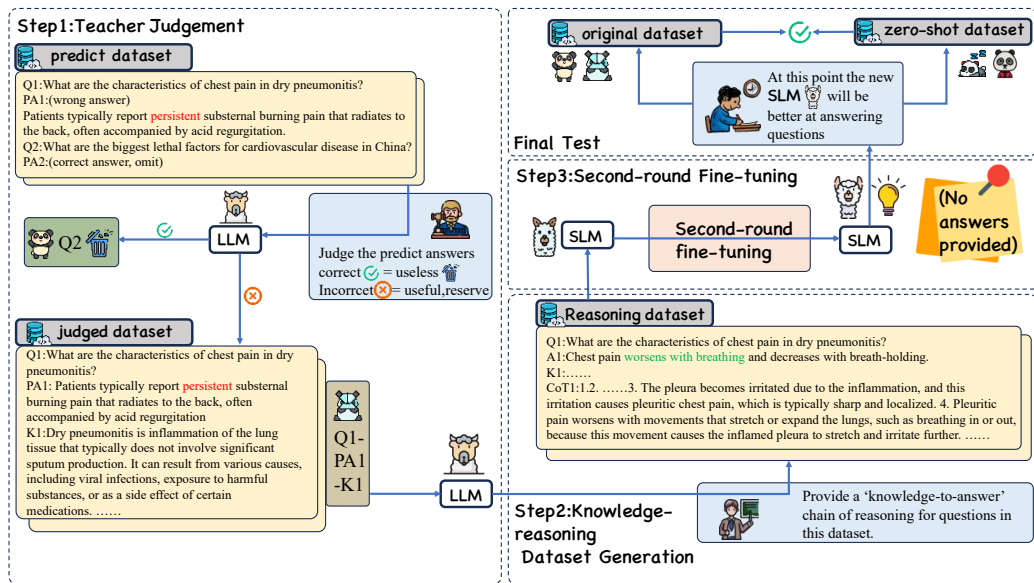


Figure 2: Architecture of the Reasoning Enhancement Stage.

### 3.4. Summary of the Workflow

The following pseudocode summarizes the full workflow of MedThink, from data filtering through both stages of fine-tuning.

---

**Algorithm 1: Pseudocode of Fine-Tuning Workflow for the Student**

---

**Input:** Dataset  $D$ , Teacher Model  $f_{\text{teacher}}$ , Student Model  $f_{\text{student}}$

**Output:** Fine-tuned Student Model  $f_{\text{student}}$

**Step 1. Dataset Filtering**

$D_{\text{filtered}} \leftarrow \emptyset$ ;

**foreach**  $x \in D$  **do**

**if**  $\text{valid}(x)$  **then**  
        Add  $x$  to  $D_{\text{filtered}}$ ;

**Step 2. Generate Triples**

$K \leftarrow \emptyset$ ;

**foreach**  $q \in D_{\text{filtered}}$  **do**

$a \leftarrow f_{\text{teacher}}(q)$ ;  $e \leftarrow \text{Explain}(q, a)$ ;  
    Add  $(q, a, e)$  to  $K$ ;

**Step 3. First Fine-Tuning**

**foreach**  $(q, a, e) \in K$  **do**

    Update  $f_{\text{student}}$  to minimize  $\text{Loss}(a, f_{\text{student}}(q))$ ;

**Step 4. Student Prediction**

$P \leftarrow \emptyset$ ;

**foreach**  $q \in D_{\text{filtered}}$  **do**

    Add  $(q, f_{\text{student}}(q))$  to  $P$ ;

**Step 5. Teacher Grading**

$P_{\text{wrong}} \leftarrow \emptyset$ ;

**foreach**  $(q, r) \in P$  **do**

**if**  $r \neq f_{\text{teacher}}(q)$  **then**  
        Add  $(q, r)$  to  $P_{\text{wrong}}$ ;

**Step 6. Generate Quadruples**

$T \leftarrow \emptyset$ ;

**foreach**  $(q, r) \in P_{\text{wrong}}$  **do**

$a \leftarrow f_{\text{teacher}}(q)$ ;  $e \leftarrow \text{Explain}(q, a)$ ;  
    Add  $(q, a, e, \text{ContextExplain}(q, a, e))$  to  $T$ ;

**Step 7. Second Fine-Tuning**

**foreach**  $(q, a, e, c) \in T$  **do**

    Update  $f_{\text{student}}$  to minimize  $\text{Loss}(a, f_{\text{student}}(q))$ ;

**return**  $f_{\text{student}}$

---

## 4. Experiments

This section presents two experiments to evaluate MedThink. The first experiment tests the general medical domain, where models must generalize across multiple medical subdomains. The second experiment focuses on the specialized digestive domain, where models must handle disease-specific reasoning [31, 32, 33].

Medical knowledge spans many specialties, each with its own terminology and reasoning patterns. A model trained on general medical data should work well across subdomains but may struggle with topics that need deep expertise. In contrast, a model trained on a specific field like digestive health may perform well in that area but fail to generalize. The general medical experiment evaluates

how well MedThink helps models generalize across medical topics. The digestive experiment tests whether MedThink can improve reasoning in a specialized domain.

#### 4.1. Datasets

We use several datasets to evaluate MedThink across general medical and specialized digestive health domains.

For the general medical domain, we use three test datasets.

- **CMExam Dataset.** Derived from <https://github.com/williamliujl/CMExam/blob/main/data/train.csv>, it contains 68,000 multiple-choice medical questions. After filtration using Kimi’s API, 13,887 high-quality questions were selected. Answer explanations were generated by Qwen2-72B-Instruct.
- **Medtiku Dataset.** Gathered from <https://www.medtiku.com/>, it includes 200 question-answer pairs on medical topics. 100 questions were used for training, and 100 for testing.
- **ChatMed Dataset.** Available at [https://huggingface.co/datasets/michaelwzhu/ChatMed\\_Consult\\_Dataset](https://huggingface.co/datasets/michaelwzhu/ChatMed_Consult_Dataset), it contains 110,113 doctor-patient consultation pairs generated by GPT-3.5, covering diverse medical inquiries in Chinese.

For the specialized digestive domain, we use a dataset with 955 question-answer pairs on digestive diseases.

- **MedQA Dataset.** It is derived from <https://github.com/jind11/MedQA>. It is split into 755 training and 200 test entries.

These datasets enable broad evaluation across general and specialized medical domains.

#### 4.2. Baseline

In our experiments, we use two baseline models. Qwen-7B serves as the baseline for general medical domain tasks, and Qwen2-7.5B-Instruct serves as the baseline for digestive-specific medical tasks. Both models are based on the Transformer architecture and pre-trained on large-scale datasets, primarily Chinese and English texts.

The Qwen-7B model handles a broad range of language tasks, trained on 3TB of diverse data. It uses RoPE for position encoding and Flash Attention for faster processing. For the specialized digestive health domain, we use Qwen2-7.5B-Instruct, fine-tuned with RLHF to improve performance on domain-specific tasks. It uses SwiGLU activation and dynamic NTK perception for extended context length.

These baseline models provide a foundation for evaluating fine-tuning strategies in general and specialized medical domains.

### 4.3. Setup

Specialized medical domains such as digestive health often involve more complex reasoning challenges. These challenges arise from the need for precise domain-specific knowledge and careful diagnostic logic. To evaluate how well MedThink addresses these challenges, we design two experimental scenarios. The general medical domain tests broad applicability across multiple subdomains. The specialized digestive domain tests performance in a focused, complex context.

The setup for both experiments includes preprocessing and knowledge generation steps. In the general medical domain, we first filter the original training dataset using the Kimi API. This filtering step removes about 80% of the initial data, leaving only high-quality questions for further processing.

After cleaning the dataset, we use the large language model Qwen-72B to generate knowledge for each filtered question. This process produces the knowledge dataset, which consists of question-answer pairs and the knowledge generated by the teacher model. This knowledge dataset serves as the foundation for MedThink, guiding the fine-tuning of the smaller student models in the following steps.

In the specialized digestive domain, the preprocessing and knowledge generation steps are similar, but no filtering is applied. The original dataset, containing 955 question-answer pairs focused on digestive health, is processed directly by the Qwen2-7.5B-Instruct model. This dataset forms the foundation for the training and evaluation of models in the digestive-specific medical domain.

#### 4.3.1. General Medical Domain

In this experiment, we apply seven fine-tuning strategies to guide the student model using knowledge distilled from the Qwen-72B model, called Teacher. Each strategy tests a different component of the MedThink framework, from basic knowledge transfer to full reasoning chain integration. The strategies and their corresponding student models are listed below.

1. **Strategy 1. OneShot Distill** The student model is fine-tuned directly using the knowledge from the original dataset. This dataset contains question-answer pairs along with explanations generated by Teacher. The resulting model, OneShot Distill, serves as the baseline. It represents the simplest form of knowledge transfer without reasoning chain refinement or error correction.
2. **Strategy 2. AnswerFix** Teacher identifies errors in the output produced by OneShot Distill and corrects them. The student model is then fine-tuned again using only the corrected answers. The resulting model, AnswerFix, tests whether error correction alone can improve reasoning accuracy.
3. **Strategy 3. CoTCorrection** Similar to AnswerFix, Teacher identifies and corrects errors in the initial output. However, this strategy also includes explanations of why the incorrect answers were wrong. This additional reasoning helps the student model learn both the correct answer and the logic behind it. The resulting model, CoTCorrection, benefits from both error correction and reasoning chain explanations.
4. **Strategy 4. DomainMix** We combine corrected answers and explanations from CoTCorrection with general-purpose data. The DomainMix model tests if broader data improves generalization.
5. **Strategy 5. IterativeRefine** An iterative fine-tuning approach refines OneShot Distill with Teacher feedback over two rounds. The IterativeRefine model incorporates multiple feedback cycles.
6. **Strategy 6. StructureBlend** The dataset is converted into question-answer-explanation triples, combined with general-purpose data. The StructureBlend model tests structured knowledge integration.
7. **Strategy 7. MedThink** This strategy applies the full MedThink framework. Teacher focuses on the questions that OneShot Distill answered incorrectly, generating detailed explanations for each failed case. The student model is then fine-tuned with these targeted corrections and reasoning explanations. The MedThink model combines knowledge explanation, reasoning chain construction, and error correction to refine performance on weak areas [34, 35].

These seven strategies represent different levels of the MedThink framework, from basic knowledge transfer to full reasoning chain integration with error correction. We compare their performance across test sets for general medical tasks.

#### 4.3.2. Digestive-Specific Medical Question Answering

We apply four fine-tuning strategies to the digestive-specific dataset, using knowledge from the Qwen2-7.5B-Instruct model as Teacher. These strategies follow the same MedThink methodology as the general medical domain [36, 37, 38].

1. **Strategy 1. D-OneShot Distill** Similar to OneShot Distill, one-round fine-tuning is performed on the training set. The D-OneShot Distill model serves as the baseline.
2. **Strategy 2. D-AnswerFix** Similar to AnswerFix, the model is fine-tuned using only question-answer pairs. The D-AnswerFix model tests answer-only fine-tuning.
3. **Strategy 3. D-StructureBlend** Similar to StructureBlend, it combines one-round fine-tuning with a second round incorporating correct and incorrect patterns. The D-StructureBlend model enhances generalization.
4. **Strategy 4. D-MedThink** This strategy applies the full MedThink framework to the digestive domain. It uses two-round fine-tuning with Teacher’s error corrections and reasoning explanations. The D-MedThink model combines targeted error correction with knowledge explanation to improve performance on digestive-specific questions [36, 37, 38].

These strategies evaluate how MedThink’s iterative feedback and reasoning chain approach performs in the digestive health domain.

#### 4.4. Evaluation

The results of both experiments are summarized below. We compare the performance of different fine-tuning strategies and their corresponding models.

For the general medical domain, the performance of different models is presented below.

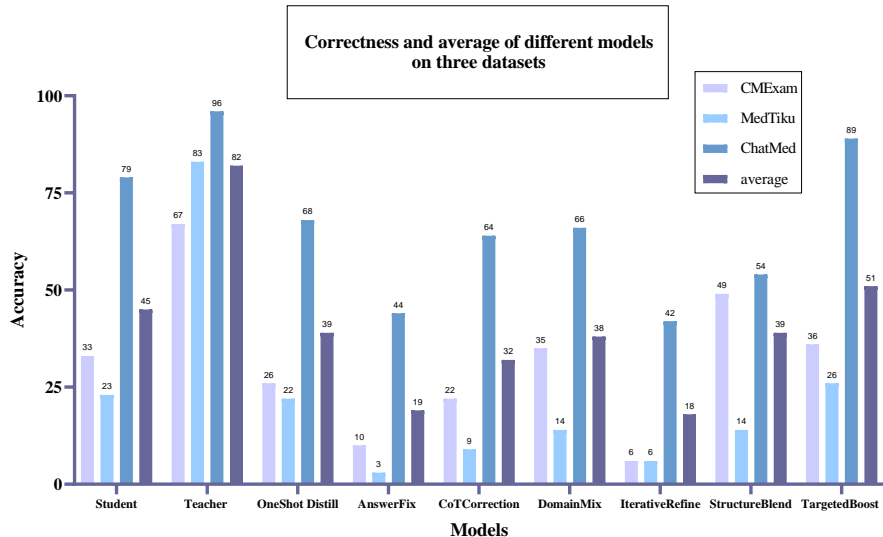


Figure 3: Performance of different models on three test sets, using the first 100 entries, in the general medical domain.

Table 1: Model performance in the general medical domain on CMExam, MedTiku, and ChatMed. Scores are accuracy out of 100. MedThink achieves the highest overall scores through two rounds of fine-tuning with knowledge explanation and reasoning chains. Only the first 100 CMExam entries were tested. DomainMix and StructureBlend appear competitive on this subset but remain inferior to MedThink across the full evaluation.

ModelName	BaseModel	Test Sets		
		CMExam	MedTiku	ChatMed
Student	None	22.4	23	79
Teacher		67	83	96
OneShot Distill		26.06	22	68
AnswerFix	Student	10	3	44
CoTCorrection		22	9	64
DomainMix		35	14	66
IterativeRefine	OneShot Distill	6	6	42
StructureBlend		49	14	54
<b>MedThink</b>	Student	<b>27.33</b>	<b>26</b>	<b>89</b>

For the specialized digestive domain, the performance of different models is

presented below.

Table 2: Model performance in the specialized digestive domain across training, test, and total sets. Scores show correct answers out of 955 question-answer pairs. D-MedThink achieves the highest total score through two-round fine-tuning with error correction and knowledge explanations.

ModelName	BaseModel	Test Sets		
		TRAIN	TEST	total
DS-Student	NONE	402	112	514
D-OneShot Distill		403	118	521
D-AnswerFix	DS-Student	408	107	515
D-StructureBlend		408	122	530
<b>D-MedThink</b>		<b>423</b>	<b>116</b>	<b>539</b>

## 5. Conclusion

Our experiments show that answer-level knowledge transfer alone is insufficient for equipping student models with robust clinical diagnostic capabilities. The key lies in guiding student models to construct structured reasoning paths and explainable decision logic. To address this, MedThink adopts a two-stage progressive design. In the first stage, the teacher model filters training data by quality and augments it with domain-specific knowledge explanations, establishing a solid medical knowledge foundation in the student model. In the second stage, the teacher evaluates the student’s prediction errors and generates corrective reasoning chains with causal explanations, which are then used to refine the student’s diagnostic reasoning through a second round of fine-tuning. MedThink achieves excellent accuracy on both general medical benchmarks and a specialized digestive disease task, confirming its adaptability and transferability in clinical scenarios. These findings further indicate that combining knowledge transfer with reasoning enhancement is an effective path toward building high-accuracy and explainable small language models for medicine, offering a practical solution for deploying AI-assisted diagnostic systems in resource-constrained healthcare settings.

## 6. Limitations

While our experiments show improved reasoning in smaller models through iterative fine-tuning, our approach has several limitations.

- **Explainability.** MedThink’s reasoning chains offer some transparency into the model’s decisions. However, these explanations may not yet meet the strict interpretability standards required for clinical decision-making.
- **Scalability and Generalization.** Our method performs well in controlled settings, but its scalability to larger and noisier datasets remains uncertain. Validating MedThink on multi-department, large-scale clinical data is an important next step.
- **Training Data Dependency.** The model’s performance, especially in the digestive domain, depends on training data quality. Fine-tuning on limited datasets may not generalize well to unseen data. Data augmentation and cross-domain transfer learning could help address this gap.

Addressing these limitations will help make the model more robust and useful in real-world medical settings.

## References

- [1] V. Lievin, C. E. Hother, A. G. Motzfeldt, O. Winther, Can large language models reason about medical questions?, *Patterns* 5 (2024) 100943.
- [2] C.-Y. Hsieh, C.-L. Li, C.-K. Yeh, H. Nakano, Y. Lee, M. Nezhurina, A. Iscen, X. Zhang, H. Pfister, Distilling step-by-step! outperforming larger language models with less training data and smaller model sizes, *arXiv preprint arXiv:2305.02301* (2023). [arXiv:2305.02301](https://arxiv.org/abs/2305.02301).
- [3] T. Kojima, S. S. Gu, M. Reid, Y. Matsuo, Y. Iwasawa, Large language models are zero-shot reasoners, *arXiv:2205.11916* (2022).
- [4] J. Wei, X. Wang, D. Schuurmans, M. Bosma, B. Ichter, F. Xia, E. Chi, Q. Le, D. Zhou, Chain-of-thought prompting elicits reasoning in large language models, *arXiv:2201.11903* (2022).
- [5] Y. Tian, Y. Han, X. Chen, W. Wang, N. V. Chawla, Tinyllm: Learning a small student from multiple large language models, *arXiv:2402.04616* (2024).
- [6] W. Xie, Q. Xiao, Y. Zheng, et al., Llms as for doctors: Leveraging medical llms to assist doctors, not replace them, *arXiv:2406.18034* (2024).

- [7] L. Ouyang, J. Wu, X. Jiang, D. Almeida, C. L. Wainwright, P. Mishkin, C. Zhang, S. Agarwal, K. Slama, et al., Training language models to follow instructions with human feedback, arXiv:2203.02155 (2022).
- [8] A. Asai, Z. Wu, Y. Wang, et al., Self-rag: Learning to retrieve, generate, and critique through self-reflection, arXiv:2310.11511 (2023).
- [9] M. Kang, S. Lee, J. Baek, et al., Knowledge-augmented reasoning distillation for small language models in knowledge-intensive tasks, arXiv:2312.12806 (2023).
- [10] X. Luo, Z. Li, J. Chen, J. Wu, Y. Li, B. Deng, Y. Xiao, Step-dpo: Step-wise preference optimization for long-chain reasoning of llms, arXiv:2406.18629 (2024).
- [11] Y. Shen, K. Song, X. Tan, D. Li, W. Zhang, Self-distillation improves chain-of-thought reasoning in large language models, arXiv:2402.11294 (2024).
- [12] A. Chowdhery, S. Narang, J. Devlin, M. Bosma, G. Mishra, A. Roberts, P. Barham, H. W. Chung, C. Sutton, et al., Palm: Scaling language modeling with pathways, arXiv:2204.02311 (2022).
- [13] R. Anil, S. Borgeaud, Y. Wu, J.-B. Alayrac, J. Yu, R. Soricut, J. Schalkwyk, A. M. Dai, A. Hauth, et al., Palm 2 technical report, arXiv:2305.10403 (2023).
- [14] Y. Tay, M. Dehghani, V. Q. Tran, X. Garcia, J. Wei, X. Wang, H. W. Chung, D. Bahri, T. Schuster, et al., Ul2: Unifying language learning paradigms, arXiv:2205.05131 (2023).
- [15] Z. Zhang, A. Zhang, M. Li, A. Smola, Prompting large language models for zero-shot reasoning with cot, arXiv:2302.04178 (2023).
- [16] A. Pal, L. K. Umapathi, M. Sankarasubbu, Med-halt: Medical domain hallucination test for large language models, arXiv:2307.15343 (2023).
- [17] Y. Wang, C. Chen, F. Liu, et al., Med-halt: A new benchmark for hallucination testing in the medical domain, arXiv:2401.12345 (2024).
- [18] Huatuo Team, Huatuo-llama-med-chinese, <https://github.com/SCIR-HI/Huatuo-Llama-Med-Chinese> (2023).

- [19] S. Yang, H. Zhao, S. Zhu, G. Zhou, H. Xu, Y. Jia, H. Zan, Zhongjing: Enhancing the chinese medical capabilities of large language model through expert feedback and real-world multi-turn dialogue, Proc. AAAI Conf. Artif. Intell. 38 (17) (2024) 19368–19376. doi:10.1609/aaai.v38i17.29876.
- [20] Y. Chen, Z. Wang, X. Xing, Z. Xu, K. Fang, J. Wang, S. Li, J. Wu, Q. Liu, X. Xu, Bianque: Balancing the questioning and suggestion ability of health llms with multi-turn health conversations polished by chatgpt (2023). URL <https://arxiv.org/abs/2310.15896>
- [21] W. Zhu, X. Wang, Chatmed: A chinese medical large language model (2023). URL <https://github.com/michael-wzhu/ChatMed>
- [22] Y. Cai, L. Wang, Y. Wang, et al., Medbench: A large-scale chinese benchmark for evaluating medical large language models, arXiv:2312.12806 (2023).
- [23] X. Liu, Q. Zhu, Z. Huang, et al., Cmexam: Evaluating chinese medical language models with a comprehensive benchmark, arXiv:2306.03030 (2023).
- [24] T. McDonald, A. Emami, Trace-of-thought prompting: Investigating prompt-based knowledge distillation through question decomposition, in: Proc. 62nd Annu. Meeting Assoc. Comput. Linguistics: Student Res. Workshop, 2024, pp. 397–410.
- [25] K. Xu, Y. Cheng, W. Hou, Q. Tan, W. Li, Reasoning like a doctor: Improving medical dialogue systems via diagnostic reasoning process alignment, arXiv:2406.13934 (2024).
- [26] L. Tunstall, E. Beeching, N. Lambert, N. Rajani, K. Rasul, Y. Belkada, S. Huang, T. Wolf, Zephyr: Direct distillation of lm alignment, arXiv:2310.16944 (2023).
- [27] A. Q. Jiang, A. Sablayrolles, A. Mensch, C. Bamford, D. S. Chapados, D. de la Casas, F. Bressand, B. Lengyel, G. Lample, et al., Mistral 7b, arXiv:2310.06825 (2023).
- [28] A. Dubey, A. Jauhri, A. Pandey, A. Kadian, A. Al-Dahle, et al., Llama 3: Open-sourcing efficient and high-performing language models, arXiv:2407.21783 (2024).

- [29] L. Gao, J. Schulman, J. Hilton, Scaling laws for reward model overoptimization, arXiv preprint arXiv:2210.10760 (2022). arXiv:2210.10760.
- [30] Q. Wu, T. Zhou, H. Zhang, Self-consistency training for large language models, arXiv:2403.10238 (2024).
- [31] K. Ethayarajh, W. Dubey, H. Xu, Kto: Model alignment as prospect theory, arXiv:2402.01385 (2024).
- [32] S. Zhao, J. Dang, A. Grover, Group preference optimization: Few-shot alignment of large language models, arXiv:2410.08654 (2024).
- [33] W. Chen, W. Wang, C. Peng, et al., Enhancing the reasoning ability of multimodal large language models via mixed preference optimization, arXiv:2411.10442 (2024).
- [34] J. Lee, S. Kim, S. Yoon, Distilling reasoning capabilities into smaller language models, arXiv:2401.15338 (2024).
- [35] C. Wang, X. Zhou, Z. Wu, K. Zhang, Y. Jiang, X. Zhang, et al., Large language models as optimizers, arXiv:2309.03409 (2023).
- [36] H. Liu, Z. Chen, R. Wang, et al., Improving chain-of-thought reasoning in large language models with self-consistency, arXiv:2403.08847 (2024).
- [37] C. Snell, I. Kostrikov, Y. Li, J. Tompson, Learning to reason via preference optimization, arXiv:2412.08393 (2024).
- [38] W. Yuan, R. Y. Pang, K. Cho, S. Sukhbaatar, J. Weston, Self-rewarding language models, arXiv:2401.10020 (2024).