

# BRICKCRAFT: Visuomotor Skill Composition with Situated Manual Guidance for Long-Horizon Interlocking Brick Assembly

Jichuan Yu<sup>\*1,2</sup>, Bowei Li<sup>\*2</sup>, Zhenran Tang<sup>2</sup>, Guanxing Lu<sup>1,2</sup>, Chuxiong Hu<sup>1</sup>, Ruixuan Liu<sup>2</sup> and Changliu Liu<sup>2</sup>

<sup>1</sup> Tsinghua University      <sup>2</sup> Carnegie Mellon University

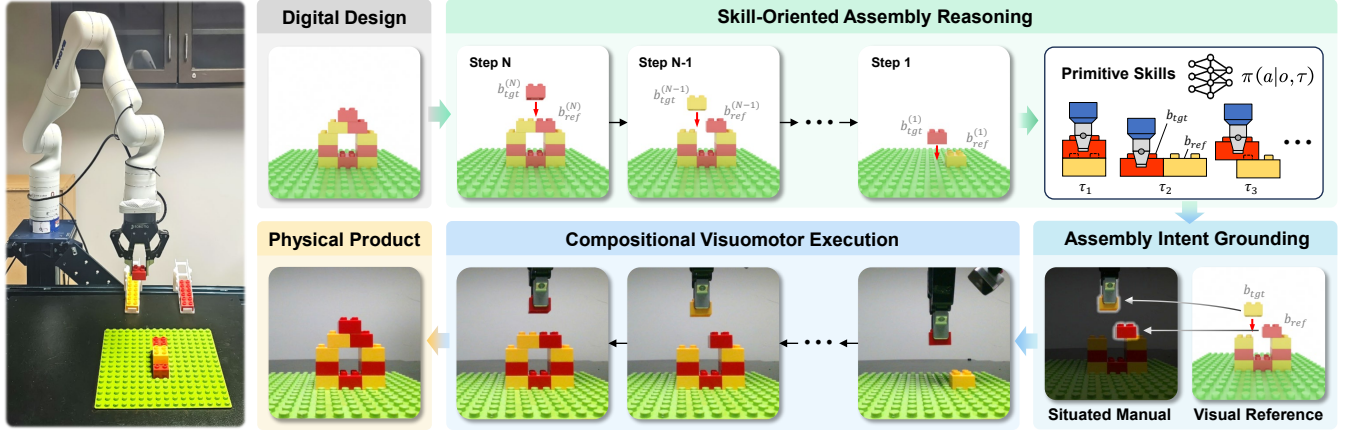


Fig. 1: Overview of BRICKCRAFT. BRICKCRAFT transforms a digital design into a physical product through three phases: (i) **Skill-Oriented Assembly Reasoning** decomposes the long-horizon task into steps anchored to reference bricks and maps them to reusable primitive skills. (ii) **Assembly Intent Grounding** generates situated manuals to provide spatial guidance; and (iii) **Compositional Visuomotor Execution** chains visuomotor skills to complete the assembly.

**Abstract**—Autonomous robotic assembly of interlocking bricks demands seamless integration of long-horizon task reasoning, spatial grounding, and fine-grained manipulation. This paper presents BRICKCRAFT, a compositional framework designed for long-horizon and generalizable interlocking brick assembly. BRICKCRAFT models the assembly process using a relative formulation, where each step is anchored to a reference brick within the partial structure, thereby decomposing complex tasks into a finite set of reusable primitive skills. BRICKCRAFT bridges the gap between high-level assembly plans and physical execution through situated manuals, which provide explicit spatial guidance for learned visuomotor skills by projecting the assembly intent onto real-time robot observations. Finally, BRICKCRAFT employs a compositional execution pipeline that chains these spatially grounded skills to accomplish long-horizon assembly tasks. Extensive experimental validations demonstrate that BRICKCRAFT acquires proficient assembly skills from a limited set of demonstrations and exhibits strong compositional generalization to unseen structures. The project website is available at <https://intelligent-control-lab.github.io/BrickCraft>.

## I. INTRODUCTION

Autonomous long-horizon assembly remains a formidable open problem in robotics, as it necessitates the seamless integration of physically grounded task reasoning and dexterous, contact-rich manipulation [1], [2]. Taking the assembly of interlocking bricks as an example, a robot must not only reason about structural dependencies to synthesize a

feasible assembly plan but also perform fine-grained actions under tight geometric constraints. Mastering such capabilities represents a fundamental step toward intelligent embodied systems in complex real-world settings. While recent advances in learning-based approaches have demonstrated remarkable proficiency in dexterous manipulation and impressive generalization [3], [4], monolithic end-to-end control paradigms for long-horizon assembly remains largely intractable due to the inherent difficulty of implicitly modeling long-term dependencies and extensive data requirements.

In contrast, hierarchical frameworks offer a viable alternative by decoupling task reasoning from execution [5], [6]. Operating much like humans following an assembly manual, these approaches first employ a task planner to decompose the task into a sequence of actionable subgoals, and then invoke downstream learned skills for execution. However, the critical bottleneck lies in effectively bridging the gap between high-level semantic reasoning and low-level visuomotor execution. Existing solutions typically rely on either explicit kinematic states [7] or implicit multi-modal representations [8]. In practice, inferring explicit poses is highly vulnerable to perception noise in tight-clearance assembly, whereas utilizing goal images or latent embeddings poses a fundamental challenge for robots to physically ground them in the real world. In the context of interlocking brick assembly, this grounding challenge is exacerbated by

\* Indicates equal contribution.

two confounding factors: the visual ambiguity arising from periodic geometric units and repetitive visual features; and the spatial multi-modality of interlocking interfaces, where multiple locally valid yet discrete assembly poses exist. In light of these challenges, we explore a situated plan-to-execution interface to facilitate spatial grounding, alongside a modular formulation that encodes diverse assembly tasks into reusable primitives.

To this end, we present BRICKCRAFT, a framework that tackles long-horizon interlocking brick assembly by composing visuomotor skills with situated manual guidance. As illustrated in Fig. 1, given a 3D digital design, BRICKCRAFT synthesizes a physically feasible assembly plan via an assembly-by-disassembly [9], [1] approach. The primary innovation lies in anchoring each assembly step to a specific reference brick, a relative formulation that abstracts open-ended assembly tasks into a finite set of reusable primitive skills. To translate the symbolic plan into spatially grounded execution, we introduce situated manuals, a strategy that segments and highlights task-relevant entities directly within real-time robot observations to provide explicit visual guidance. Empirical evaluations demonstrate that situated manual guidance effectively resolves visual ambiguities and facilitates generalization to unseen brick structures, enabling the visuomotor skills to achieve an 86.25% success rate across 240 assembly trials on 48 distinct structures. Furthermore, these skills can be reliably composed to accomplish various long-horizon assembly tasks.

Our main contributions are summarized as follows:

- We present BRICKCRAFT, a compositional framework for long-horizon interlocking brick assembly.
- We propose a novel task formulation based on relative interlocking relationships that maps diverse assembly tasks to a finite set of primitive skills.
- We propose situated manuals, a strategy that grounds symbolic intents into real-time robot observations to provide explicit spatial guidance for visuomotor execution.
- We validate BRICKCRAFT through comprehensive real-world experiments, demonstrating strong compositional generalization to unseen structures.

## II. RELATED WORK

### A. Robotic Assembly of Interlocking Bricks

Interlocking brick assembly serves as an ideal long-horizon manipulation benchmark due to its universally accessible, standardized bricks and inherent combinatorial reconfigurability, where a limited set of elementary components can be assembled into diverse structures. Prior studies have approached robotic brick assembly through task and motion planning [10], relying on carefully engineered setups to achieve the high-precision brick pose estimation and execution necessary for tight-clearance insertion [11], [12], [13]. Alternatively, reinforcement learning [14] has been explored to alleviate the reliance on precise spatial alignment, which remains restricted to isolated, single-step insertions. To achieve long-horizon assembly through data-driven approaches, ManualVLA [8]

leverages pre-trained VLMs to infer intermediate subgoals that guide a downstream action expert. However, the reported execution horizon is relatively limited, and its scalability to more diverse and complex structures remains underexplored. In contrast, our work decomposes long-horizon assembly into reusable learned primitives, which enhances data efficiency and facilitates seamless adaptation to novel assembly tasks.

### B. Visuomotor Imitation Learning

Visuomotor imitation learning has emerged as a data-driven paradigm that learns to map raw visual observations to control actions by mimicking expert behaviors. Generative approaches like ACT [15] and diffusion policy [16], [17] formulate policies as conditional action distributions over multimodal observations, showing remarkable efficacy in task-specific, fine-grained manipulation. Building upon these foundations, Vision-Language-Action (VLA) models [3], [4], [18] leverage large-scale multimodal pre-training to achieve broader semantic scene understanding and cross-task generalization. Despite these advancements, end-to-end policies often struggle with long-horizon reasoning and consistent multi-step execution. Recent Chain-of-Thought VLA frameworks [19], [8] mitigate these challenges by introducing explicit reasoning chains to decompose complex tasks into interpretable sub-goals. Nevertheless, such reasoning often lacks physical grounding, neglecting fundamental assembly constraints such as collision avoidance and structural stability [20], [2], [21], and exhibits limited proficiency in compositional generalization.

### C. Skill Composition for Long-Horizon Manipulation

Skill-centric frameworks achieve generalizable long-horizon manipulation by decomposing complex tasks into reusable primitive skills [22], [7], [5], [10], [1], where each skill can either be a learned policy or a motion planning primitive. A high-level planner is then employed to query and compose these skills [23], [24]. BrickCraft builds upon this paradigm to achieve long-horizon brick assembly. However, existing approaches typically guide the underlying policy using static skill embeddings [25] or fixed goal representations [7]. While effective for visually distinct objects, these representations are often semantically underspecified and perceptually ambiguous in the context of brick assembly. To address these challenges, we introduce a situated manual that provides explicit, spatially grounded guidance, effectively bridging high-level assembly intents with low-level visuomotor execution.

## III. METHOD

### A. Problem Formulation

BRICKCRAFT is a compositional framework designed for long-horizon brick assembly, bridging high-level reasoning with low-level visuomotor execution via situated manuals. The framework transforms a digital brick design into physical assembly through three phases: (i) **Skill-Oriented Assembly Reasoning**, which infers a physically feasible assembly plan and maps each assembly step to a specific primitive skill; (ii) **Assembly Intent Grounding**, which projects abstract

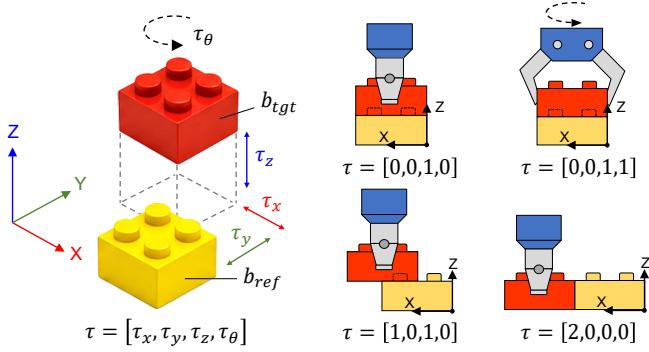


Fig. 2: **Geometric task encoding.** The 4D vector  $\tau$  parameterizes the relative spatial relationship between the target brick  $b_{tgt}$  and the reference brick  $b_{ref}$ .

assembly intents onto robot observations, forming situated manuals to establish spatial guidance; and (iii) **Compositional Visuomotor Execution**, which performs the assembly plan by composing reusable visuomotor skills under the guidance of situated manuals. The specific notations and formulations are detailed below.

**Assembly Task:** We consider the task of assembling a given multi-brick structure, denoted as  $\mathcal{B} = \{b_1, b_2, \dots, b_N\}$ , on a planar baseplate. We restrict our scope to rectangular bricks with standardized stud spacing. Consequently, each brick  $b_i$  is parameterized as  $b_i = (c_i, p_i, \theta_i)$ , with  $c_i$  denoting the brick type,  $p_i \in \mathbb{Z}^3$  denoting the brick position within a stud-based discrete grid system, and  $\theta_i \in \{0, 1, 2, 3\}$  denoting the discrete planar orientation index, which corresponds to the rotation angles of  $0, \frac{\pi}{2}, \pi,$  and  $\frac{3\pi}{2}$ , respectively.

**Assembly Plan:** The assembly plan is formulated as an ordered sequence  $\mathcal{P} = \{\eta^{(1)}, \eta^{(2)}, \dots, \eta^{(N)}\}$ , where each assembly step  $\eta = (b_{ref}, b_{tgt}, \tau)$  describes the action of attaching a target brick  $b_{tgt}$  onto a reference brick  $b_{ref}$  within the existing partial assembly. This action is parameterized by a geometric task encoding  $\tau = [\tau_x, \tau_y, \tau_z, \tau_\theta] \in \mathcal{T}$ , which is derived from the relative installation pose between  $b_{tgt}$  and  $b_{ref}$ . As illustrated in Fig. 2, the translation components  $[\tau_x, \tau_y, \tau_z]$  denote the discrete spatial offsets measured in stud units, while the rotation component  $\tau_\theta \in \{0, 1, 2, 3\}$  specifies the relative planar orientation. This representation explicitly encodes the spatial multi-modality of brick connections, enabling the abstraction of diverse brick assembly tasks into a finite set of reusable primitive skills that can be effectively learned and generalized across novel structures.

**Visuomotor Skill:** A visuomotor skill  $S : o \rightarrow a$  is defined as a parameterized primitive that maps robot observations  $o$  to actions  $a$ . In this work, the observation space  $o = (s, I_{ws}, I_{wrist})$  comprises robot proprioception state  $s$  and visual inputs  $I_{ws}, I_{wrist} \in \mathbb{R}^{H \times W \times 3}$  from a workspace camera and a wrist camera, respectively. For the brick assembly task, we consider two types of skills: pick skills  $S_{pick}$  and assembly skills  $S_{asm}$ . The pick skill follows a conventional 6D pose-based grasping strategy. In contrast, we primarily focus on the assembly skill, which is formulated as a learned visuomotor policy  $\pi(a|o, \tau)$ . The task encoding  $\tau \in \mathcal{T}$  serves as a unique skill descriptor, where

each  $\tau$  corresponds to a distinct primitive assembly skill. This formulation unifies diverse assembly behaviors within a single policy, facilitating shared representations across skills.

**Situated Manual:** To bridge the abstract assembly plan with the physical environment, we first render the expected state of each assembly step  $\eta$  in the Blender simulation engine [26] to generate a visual reference  $\mathcal{I}_r$  that incorporates necessary spatial and semantic cues. Given the current workspace observation  $I_{ws}$ , a spatial mapping  $\mathcal{G} : (\mathcal{I}_r, I_{ws}) \rightarrow \tilde{I}_{ws}$  is formulated to project the assembly intent onto the robot observation. The resulting intent-augmented observation  $\tilde{I}_{ws}$  is defined as the *situated manual*, which serves as the input to the assembly skill to provide step-wise spatial guidance.

## B. Skill-Oriented Assembly Reasoning

Given a target structure  $\mathcal{B}$  and a predefined set of task encodings  $\mathcal{T}$ , we employ an assembly-by-disassembly strategy [1] to decompose the long-horizon assembly task. Specifically, starting from the goal state, we utilize a Depth-First Search (DFS) algorithm to explore viable disassembly paths. At each search step, the algorithm recursively identifies valid  $(b_{ref}, b_{tgt}, \tau)$  tuples to iteratively deconstruct the structure until no bricks remain. We then reverse the obtained disassembly sequence to derive the forward assembly plan  $\mathcal{P}$ .

During the search process, we evaluate whether a candidate brick  $\hat{b}$  is removable from the current partial structure  $\hat{\mathcal{B}}$  under the task encoding  $\tau \in \mathcal{T}$  according to the following criteria:

**1) Connectivity ( $\mathcal{C}_{con}$ ):** There exists a valid reference brick  $\hat{b}_{ref} \in \hat{\mathcal{B}} \setminus \{\hat{b}\}$  such that the relative spatial relationship between  $\hat{b}$  and  $\hat{b}_{ref}$  matches the task encoding  $\tau$ .

**2) Observability ( $\mathcal{C}_{obs}$ ):** Both the target brick  $\hat{b}$  and its reference brick  $\hat{b}_{ref}$  maintain an unoccluded line-of-sight to the robot cameras.

**3) Operability ( $\mathcal{C}_{op}$ ):** The brick  $\hat{b}$  can be removed without collisions. Specifically, assuming a vertical disassembly trajectory along the  $z$ -axis, the swept volume generated by both the brick and the robotic gripper must remain collision-free with respect to the remaining structure  $\hat{\mathcal{B}} \setminus \{\hat{b}\}$ .

**4) Stability ( $\mathcal{C}_{stab}$ ):** The remaining structure is physically stable. We leverage StableLego [21] to evaluate the structural stability.

A removal action is considered valid only if it satisfies all four criteria, such that  $\mathcal{C} = \mathcal{C}_{con} \wedge \mathcal{C}_{obs} \wedge \mathcal{C}_{op} \wedge \mathcal{C}_{stab} = 1$ .

## C. Assembly Intent Grounding as Situated Manuals

Given the symbolic assembly plan  $\mathcal{P}$ , the next step is to translate these abstract instructions into actionable guidance for the downstream visuomotor policy. The fundamental challenge lies in enabling the robot to identify and anchor the reference brick within the physical partial assembly, as the highly homogeneous visual features and periodic geometric units render the visuomotor policy susceptible to visual ambiguity. To mitigate this issue, we propose grounding the assembly intent as a situated manual to provide explicit spatial guidance. Essentially, this situated manual serves as an attentional augmentation of the raw camera observation, where a spotlight is applied to the reference brick to anchor

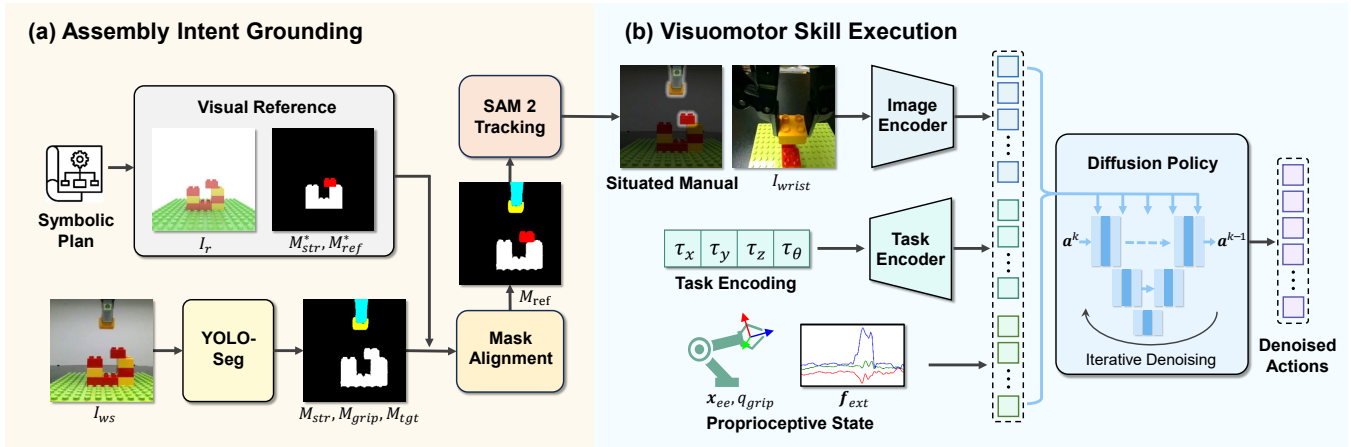


Fig. 3: **Situated manual-guided visuomotor assembly.** (a) **Assembly Intent Grounding:** Symbolic assembly plans are rendered into visual references in simulation and aligned with real-world observations  $I_{ws}$  to extract task-relevant entity masks. These masks are tracked via SAM 2 [27] and overlaid onto real-time observations to yield the situated manual. (b) **Visuomotor Skill Execution:** We formulate the assembly skill as a diffusion policy [16]. The policy takes the situated manual as observation input and is conditioned on the task encoding  $\tau$  to generate diverse assembly behaviors.

the visual focus of the robot. The overall pipeline for this translation process is depicted in Fig. 3(a), which comprises four primary steps:

**1) Visual Reference Generation:** Assuming the CAD models of the bricks are known, we utilize the Blender simulation engine [26] to render the visual references. For each assembly step  $\eta$ , the simulation engine renders the current state of the assembly to virtually reconstruct the cumulative assembly process. The resulting visual reference  $\mathcal{L}_r$  encapsulates a photorealistic RGB rendering  $I_r$  and two complementary semantic masks: a global mask  $M_{str}^*$  covering the entire existing assembly structure, and a local mask  $M_{ref}^*$  isolating the specific reference brick  $b_{ref}$ . This representation provides the necessary spatial cues for the robot to align its physical observation with the prescribed virtual state.

**2) Physical Entity Segmentation:** Before the execution of each assembly skill, we employ a fine-tuned YOLOv8-seg model [28] to extract semantic entities from the raw workspace camera observation  $I_{ws}$ . Specifically, this segmentation module isolates three critical functional components within the physical scene: the current assembled structure on the baseplate, the robotic gripper, and the target brick currently held by the gripper. The model outputs a corresponding set of physical masks  $\{M_{str}, M_{grip}, M_{tgt}\}$ . This step isolates task-relevant components from the background, facilitating the subsequent alignment process.

**3) Mask Alignment:** To locate the reference brick in the physical workspace, we perform a geometric alignment between the camera observation and the visual reference. Under the assumption that the simulated camera is coarsely aligned with the physical viewpoint, we employ the enhanced correlation coefficient (ECC) algorithm [29] to estimate an optimal affine transformation matrix  $H$  that maps the rendered structure mask  $M_{str}^*$  to its observed counterpart  $M_{str}$ . By applying this transformation, the virtual reference mask  $M_{ref}^*$  is projected into the physical observation to yield  $M_{ref}$ .

**4) Mask Tracking and Overlay:** To maintain persistent spatial awareness throughout the assembly process, we

integrate a real-time tracking module based on Segment Anything Model 2 (SAM 2) [27]. The tracking module is initialized with the centroids of the previously extracted masks  $\{M_{ref}, M_{grip}, M_{tgt}\}$ , and leverages the memory architecture of SAM 2 to ensure temporally consistent tracking of the masks against transient occlusions. In each control cycle, these masks are projected onto the raw observation  $I_{ws}$  via a background dimming strategy, which creates a spotlight-like effect on the target entities. Specifically, the brightness of regions outside the active masks is attenuated to 25% of their original intensity, with a 10-pixel gradient transition applied to the mask boundaries to avoid sharp artificial edges. This visual augmentation, yielding a high-contrast situated manual, highlights task-relevant entities and suppresses distractor features within the observation, effectively preventing visual ambiguity in complex structural configurations and providing precise assembly guidance for the robot.

#### D. Visuomotor Skill Learning

We parameterize the visuomotor assembly skill using a Diffusion Policy [16], motivated by its strong capability in capturing multi-modal action distributions. As illustrated in Fig. 3(b), the conditional input comprises dual-view visual observations, proprioceptive state and task encoding, where the workspace camera view is augmented to serve as the situated manual. The visual observations are encoded via separate ResNet-18 backbones. Concurrently, the task encoding is mapped into a 32-dimensional embedding space via a task encoder consisting of an embedding layer followed by an MLP. The proprioceptive state includes the end-effector pose  $x_{ee}$ , gripper state  $q_{grip}$ , and 3D external forces  $f_{ext}$  estimated from joint torques. Empirically, we find that incorporating external forces into the observations enhances contact awareness, thereby improving the compliance and robustness of the assembly process. We employ a CNN-based U-Net as the noise prediction head, which is conditioned on the concatenated features to generate the action chunks.

To train the visuomotor skills, we collect expert demonstrations across structurally diverse brick assembly tasks. These

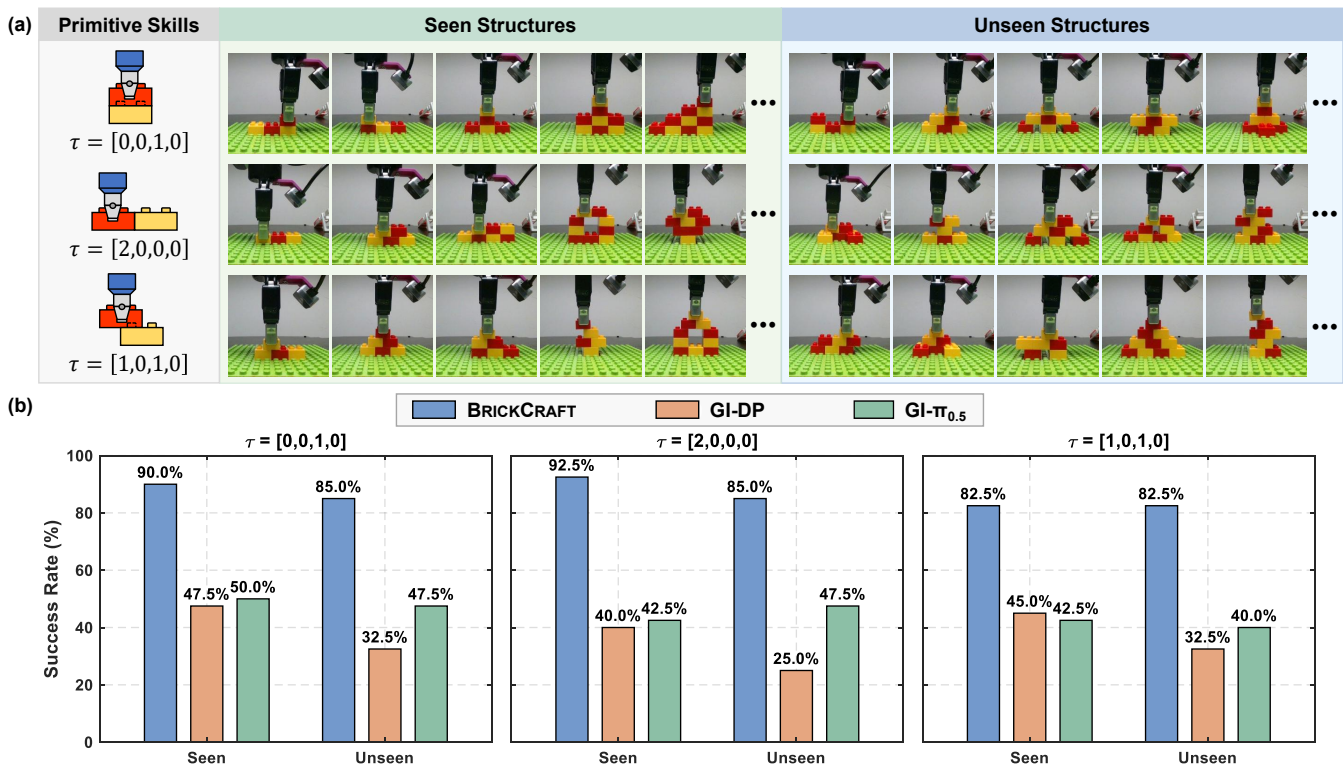


Fig. 4: **Evaluation of visuomotor assembly skills.** We evaluate three distinct primitive skills, testing each skill across 8 seen and 8 unseen structural configurations, with 5 independent trials per structure. (a) Demonstrations of visuomotor assembly on diverse structures; (b) Success rate comparison (40 trials per bar). BRICKCRAFT consistently outperforms the baselines, demonstrating robust generalization to unseen structures.

demonstrations are subsequently categorized into individual skill-based datasets. The visual observations are further processed using the assembly intent grounding pipeline introduced in Sec. III-C to incorporate the requisite task-relevant spatial cues for effective skill learning. To acquire high-quality and consistent expert demonstrations, we adopt a teleoperation-replay strategy. Specifically, an operator first teleoperates the robot via a gamepad to record sparse, critical waypoints that define the essential stages of the assembly task. Subsequently, a Cartesian motion planner is employed to generate a smooth, continuous trajectory connecting these waypoints. The robot then replays this trajectory in the reset environment while synchronously recording multimodal observations as the final demonstrations. This strategy minimizes human variance by effectively filtering out inconsistent pacing and misaligned contacts, thereby facilitating more stable and efficiency training.

#### E. Skill Composition for Long-Horizon Assembly

Long-horizon assembly is executed by composing visuomotor skills according to the assembly plan  $\mathcal{P}$ . Specifically, each assembly step  $\eta^{(i)} = (b_{ref}^{(i)}, b_{tgt}^{(i)}, \tau^{(i)}) \in \mathcal{P}$  is realized through a skill pair  $\{S_{pick}^{(i)}, S_{assembly}^{(i)}\}$ . The pick skill  $S_{pick}^{(i)}$  is conditioned on the target brick type  $c_{tgt}^{(i)}$  to guide visual localization and grasping, while the assembly skill  $S_{assembly}^{(i)}$  is conditioned on the task encoding  $\tau^{(i)}$  to execute the designated assembly configuration. The long-horizon task is then executed as a skill chain:  $\{S_{pick}^{(1)} \rightarrow S_{assembly}^{(1)} \rightarrow$

$$S_{pick}^{(2)} \rightarrow \dots \rightarrow S_{assembly}^{(N)}\}.$$

To ensure robust execution across this sequence, we introduce pre- and post-conditions to govern the skill transitions. Specifically, a pre-condition  $\mathcal{C}_{pre}(o)$  evaluates whether the current observation meets the prerequisites for skill initiation, while a post-condition  $\mathcal{C}_{post}(o)$  verifies whether the skill has achieved the intended outcome. For the pick skill, the pre-condition verifies target visibility and kinematic feasibility, while the post-condition confirms a stable grasp. For the assembly skill, the pre-condition evaluates the geometric consistency between the current physical structure and the synthetically rendered expected state. Satisfying this condition enables the skill to initiate the assembly intent grounding process. Following execution, the post-condition verifies assembly success by re-evaluating the visual alignment against the ideal assembled target. By continuously aligning real-world observations with the symbolic assembly plan, the pipeline effectively isolates execution errors and prevents compounding drift, thereby enhancing the robustness of skill composition for long-horizon tasks.

## IV. EXPERIMENT

In this section, we conduct comprehensive experiments to address the following core research questions:

- (1) Can the proposed situated manual effectively guide the visuomotor skills to execute high-precision assemblies and generalize to unseen brick structures?
- (2) Can BrickCraft effectively compose visuomotor skills to accomplish long-horizon assembly?

### A. Experimental Setup and Implementation Details

**System Setup:** The hardware platform employs a Kinova Gen3 robotic arm equipped with a Robotiq 2F-85 gripper. Visual observations are captured by two Intel RealSense cameras: one mounted on the robot wrist and another mounted on the table side. The assembly tasks are performed using LEGO Duplo bricks. While our current evaluation focuses on 2x2 bricks, the BrickCraft framework is inherently scalable, where adaptation to other brick shapes can be achieved by augmenting the task encoding  $\tau$  with shape dimensions.

**Data Collection and Training Details:** We collected 692 demonstration trajectories for 3 assembly skills across more than 60 distinct assembly configurations. The observations and paired actions were sampled and synchronized at a frequency of 10 Hz. Visual inputs were resized to 256x256, with random cropping to 224x224 applied during training. We first manually annotated masks for a representative subset of approximately 50 images to fine-tune the YOLOv8-seg and SAM 2 models. Subsequently, visual observations across the entire demonstration dataset were augmented using the proposed assembly intent grounding pipeline. The augmented observations were then utilized to train the diffusion policy-based assembly skills. For the diffusion process, we employed the DDIM scheduler with 100 denoising iterations during training and 10 iterations during inference.

**Baselines:** To evaluate how situated manual guidance benefits the learning and generalization of visuomotor skills, we compare BrickCraft against the following baselines: (1) **Goal Image-Conditioned Diffusion Policy (GI-DP)** [17], which takes the goal image of the current assembly step as an additional conditioning input, without situated manual guidance or task encoding. Specifically, we generate a rendered goal image matching the viewpoint of the workspace camera observation for each demonstration. The model is then trained on a mixed dataset comprising both rendered and real goal images. We found that this mixed training strategy enables the image encoder to learn more robust visual representations. For consistency with BrickCraft, the baseline is conditioned solely on rendered goal images during evaluation. (2) **Goal Image-Conditioned  $\pi_{0.5}$  (GI- $\pi_{0.5}$ )** [4], which serves as a state-of-the-art VLA baseline. We fine-tune the official pre-trained weights using the same goal image-conditioned dataset described above.

**Evaluation Metrics:** We employ two primary metrics for evaluation. First, the **success rate** evaluates the performance of visuomotor assembly skills in executing a single assembly step. An assembly step is considered successful if the target brick is correctly installed at the designated position without causing structural deformation or detachment of previously assembled bricks. Additionally, we use the **completion rate** to evaluate the overall system performance in long-horizon assembly tasks. This metric is defined as the ratio of the maximum count of correctly assembled bricks to the total brick count of the target assembly within a single continuous execution.

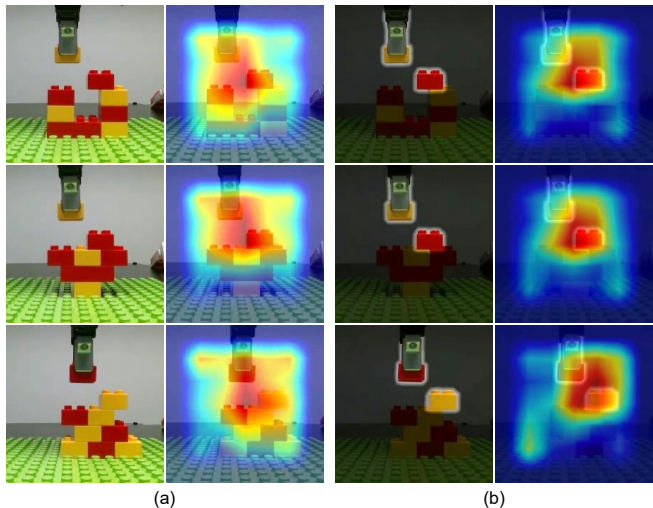


Fig. 5: EigenCAM [30] heatmaps for (a) the GI-DP baseline and (b) BRICKCRAFT with situated manual guidance.

### B. Result and Discussion

**Skill Performance:** We evaluate the single-step assembly performance across three distinct primitive skills, as illustrated in Fig. 4(a). To ensure an isolated evaluation, the policies for each skill and their respective baselines are trained exclusively on skill-specific sub-datasets (approximately 230 demonstrations per skill). During testing, we assess each skill across 8 seen and 8 unseen structures. Each structure undergoes 5 independent trials with randomized placements on the baseplate. The results are summarized in Fig. 4(b).

BRICKCRAFT achieves an overall success rate of 86.25% across a total of 240 trials. The performance on unseen structures shows no significant degradation compared to seen structures, demonstrating robust structural generalization. In contrast, GI-DP suffers a 12.5% to 15.0% performance degradation on unseen tasks. While GI- $\pi_{0.5}$  maintains relatively stable performance across both seen and unseen structures, suggesting that the pre-trained VLA backbone facilitates enhanced semantic understanding, its success rate remains bottlenecked below 50%. This underscores the inherent difficulty of extracting fine-grained geometric features necessary for precise assembly from raw pixels, especially under the constraints of limited expert demonstrations.

To gain deeper insights into how situated manual guidance informs the visuomotor skill, we employ EigenCAM [30] to visualize the principal components of the visual feature map for GI-DP and BRICKCRAFT. As illustrated in Fig. 5, the feature activations of GI-DP are notably dispersed, rendering the policy vulnerable to task-irrelevant distractors in the environment. Conversely, the situated manual isolates the geometric invariants across diverse assembly tasks, directing the visual attention of the policy toward the relative geometric relationship between the target and reference bricks. This concentrated spatial grounding minimizes visual ambiguity, thereby facilitating efficient skill learning and robust generalization to novel structures.

**Ablation on Situated Manual Representations:** To assess our representational choice for the situated manual, we

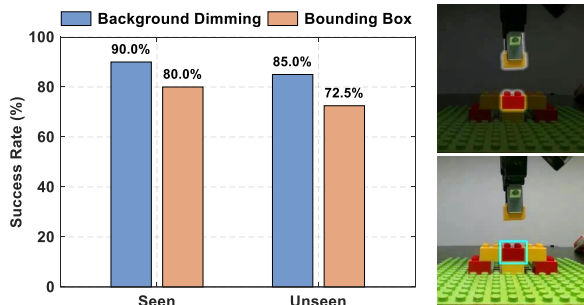


Fig. 6: Performance comparison of two visual prompting methods (background dimming vs. bounding box) for situated manual representations, evaluated on the skill  $\tau = [0, 0, 1, 0]$ .

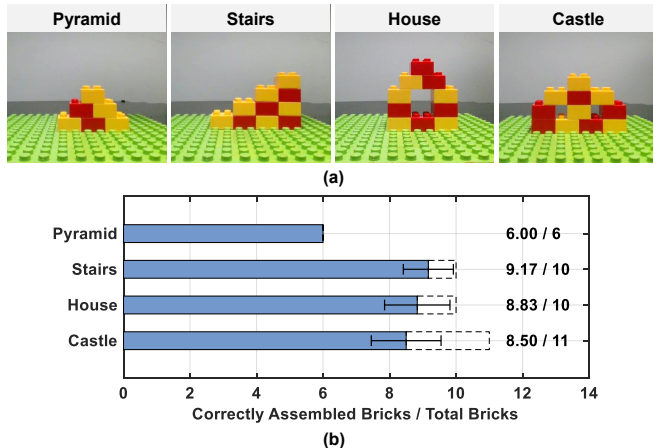


Fig. 7: **Evaluation of long-horizon assembly.** (a) Diverse structural designs for evaluation. (b) Completion rate for each task. Results show the mean and standard deviation across 6 independent trials.

conduct an ablation study comparing two different visual prompting methods: our background dimming strategy and a bounding box alternative, evaluated on the skill  $\tau = [0, 0, 1, 0]$ . As shown in Fig. 6, while both methods provide effective spatial guidance, the bounding box variant exhibits a slight performance drop of 10% to 12.5% compared to background dimming. One possible explanation is that the model may overfit to the artificial edges of the bounding box, reducing its robustness to mask perturbations. In contrast, our background dimming strategy avoids sharp boundaries via smooth transitions and better preserves the geometric contours of the bricks. Beyond the specific choice of prompting representation, we believe that the core idea of the situated manual, specifically injecting semantic intent into the visual observations for spatial grounding, provides an intuitive and practical interface for conditioning visuomotor skills.

**Long-Horizon Assembly Performance:** We conduct long-horizon assembly evaluations across 4 structural designs, as depicted in Fig. 7(a). For each structure, BRICKCRAFT autonomously generates an assembly plan given the desired layout. Following the manual placement of the initial brick on the baseplate, BRICKCRAFT autonomously executes the entire remaining assembly process without further human intervention. We perform 6 independent trials per structure.

Fig. 7(b) demonstrates that BRICKCRAFT maintains high completion rates across diverse long-horizon tasks. In partic-




Fig. 8: Typical failure modes in robotic brick assembly.

ular, the substantial progress achieved on Castle, an entirely unseen structure during training, validates the compositional generalization of BRICKCRAFT. As expected, system performance inherently scales with structural difficulty. While fully-supported architectures like the Pyramid and Stairs achieve near-perfect execution, completion rates on the House and Castle shows a slight decline. This trend stems in part from the unsupported middle regions, rendering the partial assembly prone to deformation during downward insertion. Furthermore, high-performing individual skills alone do not guarantee long-horizon reliability. Unlike single-skill evaluations conducted on ideal base structures, long-horizon tasks require the robot to build upon previously assembled bricks. Consequently, small errors and imperfect interlocking can accumulate across steps, creating an increasingly challenging environment that may eventually lead to failure.

**Failure Cases Analysis:** As shown in Fig. 8, we identify the following typical failure modes during the experiments:

1) *Misalignment:* This mode manifests when downward pressure is applied before the held brick is perfectly aligned with the target location, leading to contact interference that prevents successful mechanical engagement. While our current assembly skill is inherently constrained by the demonstration distribution and lacks reactive self-correction capabilities, incorporating reinforcement learning fine-tuning [31] may serve as a promising direction to facilitate active realignment during the final contact phase.

2) *Collision:* Although the high-level assembly reasoning module ensures the existence of a collision-free assembly path, the downstream skill may generate suboptimal trajectories that cause the held brick to clash with adjacent structures. Our future work will explore injecting 3D collision-aware constraints into the visuomotor skill to address this.

3) *Structural Deformation:* In partially supported configurations, navigating the trade-off between the necessary engagement force and the mechanical limits of overhanging components poses a key challenge. While the current assembly skill incorporates external force observations to enhance contact awareness, it lacks physics-informed priors regarding structural stiffness. A promising extension involves adopting bimanual manipulation, where one arm provides auxiliary support to counteract insertion loads, thereby facilitating the stable assembly of complex, cantilevered structures.

## V. CONCLUSION

In this paper, we present BRICKCRAFT, a compositional framework for long-horizon interlocking brick assembly. By modeling the assembly process through a relative formulation anchored to reference bricks, we abstract diverse, open-ended assembly tasks into a finite set of reusable primitive skills. We

then introduce situated manuals to ground symbolic assembly intents into real-time visual observations to provide explicit spatial guidance for visuomotor execution. Extensive real-world experiments demonstrate that situated manual guidance effectively suppresses task-irrelevant visual distractors, facilitating efficient skill learning and robust generalization to unseen structures. Furthermore, by chaining these spatially grounded skills into a composable execution pipeline, BRICKCRAFT accomplishes complex, long-horizon assembly tasks and exhibits strong compositional generalization.

To further elevate the autonomy of BRICKCRAFT in future work, we plan to integrate context-aware failure recovery skills into the compositional pipeline. We will explore incorporating real-time anomaly detection and assembly state tracking, enabling the system to autonomously plan and execute adaptive correction actions such as re-grasping and deformation correction. Ultimately, while evaluated within the context of interlocking brick assembly, we believe our framework of bridging symbolic reasoning with spatially grounded atomic skills offers a promising pathway toward deploying robust embodied agents in broader real-world manipulation scenarios.

#### REFERENCES

- [1] R. Liu, P. Huang, A. Pun, K. Deng, S. Aggarwal, Z. Tang, M. Liu, D. Ramanan, J.-Y. Zhu, J. Li, and C. Liu, "Prompt-to-product: Generative assembly via bimanual manipulation," *IEEE Robotics and Automation Magazine*, 2026.
- [2] Y. Tian, J. Jacob, Y. Huang, J. Zhao, E. L. Gu, P. Ma, A. Zhang, F. Javid, B. Romero, S. Chitta, S. Sueda, H. Li, and W. Matusik, "Fabrica: Dual-arm assembly of general multi-part objects via integrated planning and learning," in *9th Annual Conference on Robot Learning*, 2025.
- [3] K. Black, N. Brown, D. Driess, A. Esmail, M. Equi, C. Finn, N. Fusai, L. Groom, K. Hausman, B. Ichter *et al.*, " $\pi_0$ : A vision-language-action flow model for general robot control," *arXiv preprint arXiv:2410.24164*, 2024.
- [4] K. Black, N. Brown, J. Darpinian, K. Dhabalia, D. Driess, A. Esmail, M. R. Equi, C. Finn, N. Fusai, M. Y. Galliker *et al.*, " $\pi_{0.5}$ : A vision-language-action model with open-world generalization," in *9th Annual Conference on Robot Learning*, 2025.
- [5] C. Tie, S. Sun, J. Zhu, Y. Liu, J. Guo, Y. Hu, H. Chen, J. Chen, R. Wu, and L. Shao, "Manual2skill: Learning to read manuals and acquire robotic skills for furniture assembly using vision-language models," *arXiv preprint arXiv:2502.10090*, 2025.
- [6] Z. Xu, H. Lin, S. Liu, and D. Zhao, "Query-centric diffusion policy for generalizable robotic assembly," *arXiv preprint arXiv:2509.18686*, 2025.
- [7] J. Sun, A. Curtis, Y. You, Y. Xu, M. Koehle, Q. Chen, S. Huang, L. Guibas, S. Chitta, M. Schwager *et al.*, "Arch: Hierarchical hybrid learning for long-horizon contact-rich robotic assembly," *arXiv preprint arXiv:2409.16451*, 2024.
- [8] C. Gu, J. Liu, H. Chen, R. Huang, Q. Wuwu, Z. Liu, X. Li, Y. Li, R. Zhang, P. Jia *et al.*, "Manualvla: A unified vla model for chain-of-thought manual generation and robotic manipulation," *arXiv preprint arXiv:2512.02013*, 2025.
- [9] Y. Tian, J. Xu, Y. Li, J. Luo, S. Sueda, H. Li, K. D. Willis, and W. Matusik, "Assemble them all: Physics-based planning for generalizable assembly by disassembly," *ACM Transactions on Graphics (TOG)*, vol. 41, no. 6, pp. 1–11, 2022.
- [10] P. Huang, R. Liu, S. Aggarwal, C. Liu, and J. Li, "Apex-mr: Multi-robot asynchronous planning and execution for cooperative assembly," *arXiv preprint arXiv:2503.15836*, 2025.
- [11] A. Barghi, N. Pasiar, M. T. Masouleh, and A. Kalhor, "From bricks to bots: Automated collision-aware sequence planning for lego reconstruction with a two-finger gripper," in *2024 10th International Conference on Control, Instrumentation and Automation (ICCIA)*. IEEE, 2024, pp. 1–6.
- [12] R. Liu, Y. Sun, and C. Liu, "A lightweight and transferable design for robust lego manipulation," in *International Symposium on Flexible Automation*, vol. 87882. American Society of Mechanical Engineers, 2024, p. V001T07A004.
- [13] Z. Tang, R. Liu, and C. Liu, "Eye-in-finger: Smart fingers for delicate assembly and disassembly of lego," in *2025 IEEE/RSJ International Conference on Intelligent Robots and Systems (IROS)*. IEEE, 2025, pp. 20990–20996.
- [14] Y. Fan, J. Luo, and M. Tomizuka, "A learning framework for high precision industrial assembly," in *2019 International Conference on Robotics and Automation (ICRA)*. IEEE, 2019, pp. 811–817.
- [15] T. Z. Zhao, V. Kumar, S. Levine, and C. Finn, "Learning fine-grained bimanual manipulation with low-cost hardware," *arXiv preprint arXiv:2304.13705*, 2023.
- [16] C. Chi, Z. Xu, S. Feng, E. Cousineau, Y. Du, B. Burchfiel, R. Tedrake, and S. Song, "Diffusion policy: Visuomotor policy learning via action diffusion," *The International Journal of Robotics Research*, vol. 44, no. 10–11, pp. 1684–1704, 2025.
- [17] M. Reuss, M. Li, X. Jia, and R. Lioutikov, "Goal-conditioned imitation learning using score-based diffusion policies," *arXiv preprint arXiv:2304.02532*, 2023.
- [18] B. Zitkovich, T. Yu, S. Xu, P. Xu, T. Xiao, F. Xia, J. Wu, P. Wohlhart, S. Welker, A. Wahid *et al.*, "Rt-2: Vision-language-action models transfer web knowledge to robotic control," in *Conference on Robot Learning*. PMLR, 2023, pp. 2165–2183.
- [19] Q. Zhao, Y. Lu, M. J. Kim, Z. Fu, Z. Zhang, Y. Wu, Z. Li, Q. Ma, S. Han, C. Finn *et al.*, "Cot-vla: Visual chain-of-thought reasoning for vision-language-action models," in *Proceedings of the Computer Vision and Pattern Recognition Conference*, 2025, pp. 1702–1713.
- [20] H. Wen, R. Liu, W. Piao, S. Li, and C. Liu, "Bricksim: A physics-based simulator for manipulating interlocking brick assemblies," *arXiv preprint arXiv:2603.16853*, 2026.
- [21] R. Liu, K. Deng, Z. Wang, and C. Liu, "Stablelego: Stability analysis of block stacking assembly," *IEEE Robotics and Automation Letters*, vol. 9, no. 11, pp. 9383–9390, 2024.
- [22] P. Yu, P. Huang, C. Chawla, G. Shi, J. Li, and C. Liu, "Autonomous integration and improvement of robotic assembly using skill graph representations," *arXiv preprint arXiv:2603.12649*, 2026.
- [23] I. Mishani, Y. Shaoul, and M. Likhachev, "Mosaic: A skill-centric algorithmic framework for long-horizon manipulation planning," *arXiv preprint arXiv:2504.16738*, 2025.
- [24] R. Liu, A. Chen, W. Zhao, and C. Liu, "Physics-aware combinatorial assembly sequence planning using data-free action masking," *IEEE Robotics and Automation Letters*, 2025.
- [25] Z. Liang, Y. Mu, H. Ma, M. Tomizuka, M. Ding, and P. Luo, "Skilldiffuser: Interpretable hierarchical planning via skill abstractions in diffusion-based task execution," in *Proceedings of the IEEE/CVF Conference on Computer Vision and Pattern Recognition*, 2024, pp. 16467–16476.
- [26] Blender Online Community, *Blender: A 3D modelling and rendering package*, Blender Foundation, Stichting Blender Foundation, Amsterdam, 2026. [Online]. Available: <http://www.blender.org>
- [27] N. Ravi, V. Gabeur, Y.-T. Hu, R. Hu, C. Ryali, T. Ma, H. Khedr, R. Rädle, C. Rolland, L. Gustafson, E. Mintun, J. Pan, K. V. Alwala, N. Carion, C.-Y. Wu, R. Girshick, P. Dollár, and C. Feichtenhofer, "Sam 2: Segment anything in images and videos," *arXiv preprint arXiv:2408.00714*, 2024.
- [28] R. Varghese and M. Sambath, "Yolov8: A novel object detection algorithm with enhanced performance and robustness," in *2024 International conference on advances in data engineering and intelligent computing systems (ADICS)*. IEEE, 2024, pp. 1–6.
- [29] G. D. Evangelidis and E. Z. Psarakis, "Parametric image alignment using enhanced correlation coefficient maximization," *IEEE transactions on pattern analysis and machine intelligence*, vol. 30, no. 10, pp. 1858–1865, 2008.
- [30] M. B. Muhammad and M. Yeasin, "Eigen-cam: Class activation map using principal components," in *2020 international joint conference on neural networks (IJCNN)*. IEEE, 2020, pp. 1–7.
- [31] A. Z. Ren, J. Lidard, L. L. Ankile, A. Simeonov, P. Agrawal, A. Majumdar, B. Burchfiel, H. Dai, and M. Simchowitz, "Diffusion policy optimization," in *arXiv preprint arXiv:2409.00588*, 2024.