

An Automated Framework for Cybersecurity Policy Compliance Assessment Against Security Control Standards

Bikash Saha^a, Sandeep Kumar Shukla^{b,*}

^aIndian Institute of Technology Kanpur, India

^bInternational Institute of Information Technology, Hyderabad, India

ARTICLE INFO

Keywords:

Compliance Auditing
Security Policy Compliance
Retrieval-Augmented Reasoning
Risk Assessment
Semantic Policy Analysis
Cybersecurity Governance

ABSTRACT

Organizational cybersecurity policies are often examined to determine whether they adequately comply standard security controls. This task is difficult because control statements are abstract, whereas policy documents describe governance practices in varied natural language. As a result, policy-based control assessment is time-consuming, difficult to standardize, and often difficult to document in a traceable manner. To address this gap, we present PROPARAG, an audit support approach for evaluating organizational cybersecurity policies against security controls autonomously. For each control, the approach retrieves relevant policy evidence, assesses coverage, identifies missing elements, and generates supporting explanations and recommendations. We evaluate PROPARAG on two real-world organizational policy corpora using 1,007 NIST SP 800-53 controls across both closed-source and open-source large language models (LLMs). The framework achieves F1 scores of 88.54 on OrgA and 82.31 on OrgB. The evaluation also shows that PROPARAG identifies relevant gaps in documented organizational policies and generates grounded recommendations for each identified gap. This research provides foundation for LLM-powered autonomous control-level assessment of organizational cybersecurity policies.

1. Introduction

Organizational cybersecurity policies play a key role in security governance by defining responsibilities, access controls, incident handling procedures, and system protection practices Salman, Alsiyat, Creese and Goldsmith (2025); Edwards (2024); Slapničar, Vuko, Čular and Drašček (2022). These policies are expected to comply with standard security control frameworks such as NIST SP 800-53 Force (2020, 2022). To ensure their effectiveness, auditors evaluate policies against such frameworks. This process helps organizations verify whether their policies meet prescribed requirements and supports audit and governance activities Watkins (2022); Pascoe, Quinn and Scarfone (2024); Edwards (2024); Sekwenz, Gsenger, Stocker, Görnemann, Talypova, Parkin, Greminger and Smaragdakis (2025); Cram, Proudfoot and D'Arcy (2017).

In practice, this evaluation is labor-intensive. Security controls describe high-level objectives, while organizational policies express these objectives using diverse and organization-specific language Force (2018); Xiao, Paradkar, Thummalapenta and Xie (2012); Chithaluru and Prakash (2020). Relevant policy evidence may be distributed across multiple documents, expressed using different terminology, or only partially specified Sekwenz et al. (2025); Cram et al. (2017). Policies also rarely align directly with control identifiers. As a result, auditors must manually locate relevant text, interpret whether it satisfies the control intent,


and identify missing elements Force (2022); Salman, Creese and Goldsmith (2024).

Traditional compliance assessments rely on checklist-based audits and expert judgment. Auditors review policy documents and classify each control as fully covered, partially addressed, or not covered Force (2022). This process is time-consuming and involves multiple stages, including document review, evidence collection, validation, and reporting Slapničar et al. (2022). For large organizations, such audits may take several weeks or longer Vielberth, Böhm, Fichtinger and Pernul (2020); Scrut Automation (2024). The scale and complexity of policy documents further increase the difficulty of consistent and reliable evaluation Castellanos Ardila, Gallina and UI Muram (2022).


Prior research has explored automated support for compliance analysis through requirement extraction, governance modeling, and policy interpretation Breaux and Antón (2008). More recently, large language models (LLMs) and retrieval-based methods have improved the ability to search and interpret policy documents Saha, Rani, Chakraborty, Singh, Chakraborty and Shukla (2025a). However, these approaches remain limited in audit settings. Most operate at the document or clause level and do not directly support systematic evaluation of individual control objectives. They also lack explicit evidence linkage, do not provide precise control-level coverage decisions, and fail to produce structured outputs required for audit workflows.

To address these limitations, we present PROPARAG, a control-centric framework for cybersecurity policy assessment. PROPARAG evaluates each security control independently against the policy corpus. For every control, the framework retrieves relevant policy excerpts, determines

*Corresponding author

 bikash@cse.iitk.ac.in (B. Saha); sandeeps@iiit.ac.in (S.K.

Shukla)

 (B. Saha); (S.K. Shukla)

ORCID(s):

arXiv:2605.07515v1 [cs.CR] 8 May 2026

Table 1

Coverage labels used for control-level policy assessment.

Label	Assessment criterion
FULLY_COVERED	The policy corpus clearly addresses the control objective and provides detail about the required governance practice, such as responsibility, scope, process, review, or enforcement.
PARTIALLY_COVERED	The policy corpus contains relevant evidence, but the evidence is incomplete. It may mention the topic but omit important details such as ownership, review frequency, scope, procedure, enforcement, or exception handling.
NOT_COVERED	The policy corpus does not provide evidence for the control. No relevant text is found, or the retrieved text is too vague, indirect, or unrelated to support a coverage decision.

coverage, identifies missing elements, and produces explanations and recommendations. This control-centric design ensures clear traceability between control requirements, supporting evidence, and assessment outcomes. We evaluate PROPARAG on two real-world organizational policy corpora using 1,007 controls from the NIST SP 800-53 framework. The evaluation includes both open-source and closed-source language models and compares PROPARAG with five baseline methods. This paper makes the following contributions:

- We present PROPARAG, a control-centric framework that evaluates organizational policies at the level of individual security controls. The structured compliance workflow that separates the assessment into clear stages, including evidence retrieval, coverage evaluation, gap identification, recommendation generation, and explanation.
- We conduct a large-scale evaluation on two independent real-world organizational policy corpora using 1,007 controls from NIST SP 800-53. The results show that PROPARAG provides more consistent assessments and clearer diagnostic outputs compared to existing baselines.
- We perform ablation studies to analyze the role of evidence retrieval and structured reasoning. The results show that both components are essential for accurate and reliable compliance assessment.

The remainder of the paper is organized as follows. Section 2 defines the assessment task, evidence criteria, coverage labels, and scope. Section 3 presents the PROPARAG workflow. Section 4 describes the datasets, ground-truth construction, compared systems, evaluation metrics, and implementation details. Section 5 reports the main performance results, baseline comparisons, and ablation findings. Section 6 analyzes robustness, evidence quality, diagnostic behavior, error patterns, and computational efficiency. Section 7 discusses methodological implications, audit workflow relevance, limitations, and future directions. Section 8 reviews prior work on compliance analysis, policy understanding, and retrieval-augmented reasoning. Section 9 concludes the paper.

2. Problem Formulation

We define the task as control-level assessment of organizational security policy corpora. For a given security control and an organizational policy corpus, the goal is to determine whether the organizational policy complies with the standard control objectives. The assessment focuses on documented policy coverage and does not validate operational implementation, employee practice, system configuration, logs, tickets, interviews, or other forms of audit evidence.

Each security control is assessed independently against the policy corpus. For each control, the assessment should identify relevant policy excerpts, assign a coverage label, identify missing policy elements when needed, and provide a short explanation that links the decision to the evidence. This control-level view supports audit review by making each decision traceable to specific policy evidence rather than only reporting an overall compliance judgment.

2.1. Coverage Labels

We use three coverage labels: FULLY_COVERED, PARTIALLY_COVERED, and NOT_COVERED. These labels describe how much support the policy corpus provides for a given control. Table 1 summarizes the labels and their assessment criteria. The distinction between FULLY_COVERED and PARTIALLY_COVERED is important. A policy should not be treated as FULLY_COVERED only because it mentions a security topic. Full coverage requires detail to show how the control objective is addressed.

2.2. Evidence and Gap Criteria

Policy evidence is a policy excerpt that supports a coverage decision for a given control. It must be relevant to the control objective, useful for deciding the coverage label, and drawn from the policy corpus under assessment. External knowledge or general security best practices are not treated as evidence unless they are explicitly stated in the policy documents. A gap refers to a missing or weak policy element that prevents full coverage of a control. These gaps explain why the available evidence is incomplete and indicate what policy revision may be needed.

For each control, the final output contains the control text, retrieved evidence, coverage label, identified gaps, recommendation, and a short explanation. The evidence helps

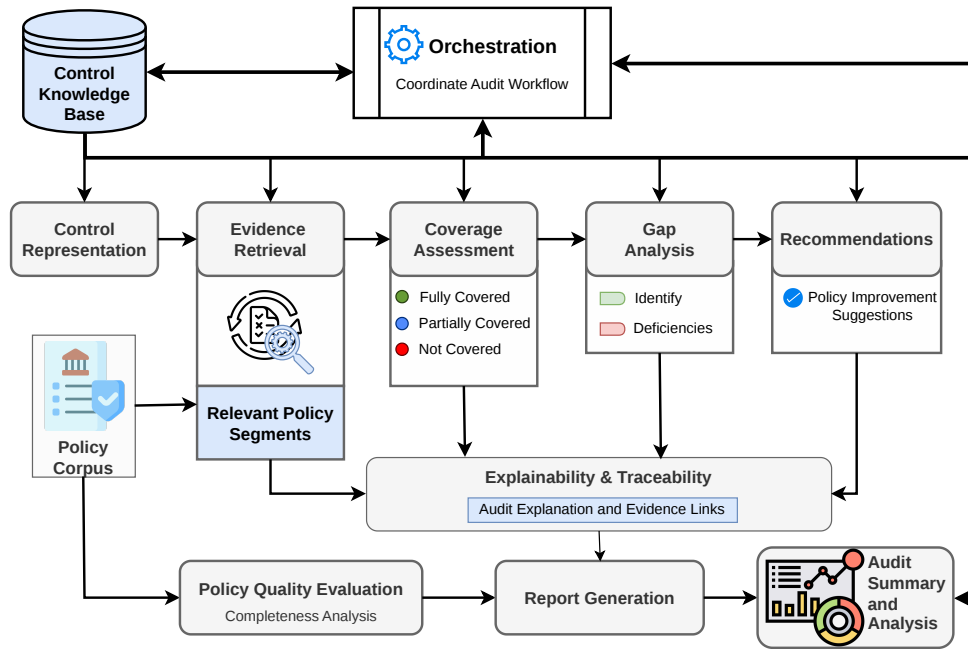


Figure 1: Overview of the PROPARAG workflow. The orchestration agent coordinates control-level policy assessment by deciding which module to call based on the current assessment state, retrieved evidence, and coverage decision.

auditors inspect the basis of the decision, while the gap and recommendation fields help policy owners understand what should be revised. PROPARAG is intended as an audit-support workflow that organizes policy evidence, provides preliminary coverage decisions, highlights missing policy elements, and produces explanations for expert review.

3. Methodology

This section describes the overall PROPARAG framework. Figure 1 presents the workflow, followed by detailed descriptions of each component. The proposed framework is based on an agentic design, where LLM-based modules are placed at specific decision points to guide control-level assessment within the pipeline. Each module is discussed in detail in the following subsections.

3.1. Policy Preprocessing

PROPARAG begins by preparing each policy document for analysis. The document is converted into plain text, and formatting artifacts such as headers, footers, page numbers, and broken line breaks are removed. At the same time, important structural elements such as section headings, lists, tables, and appendices are retained to preserve the organization of the content. The cleaned text is then divided into fixed-size chunks of 512 tokens, with an overlap of 50 tokens to maintain context across boundaries Saha et al. (2025a). Each chunk is stored along with metadata, including the document name, section heading (if available), page or source location, and a chunk index. Finally, these chunks are converted into vector representations using the `all-MiniLM-L6-v2`

embedding model Reimers and Gurevych (2019) and stored in the Policy Corpus for use in this automated audit process.

3.2. Control Knowledge Base and Control Representation

The control knowledge base in PROPARAG stores standardized security controls from the National Institute of Standards and Technology (e.g., NIST SP 800-53). It includes key details such as the control identifier, description, control family, and assessment criteria required for evaluation. For each control, PROPARAG maintains a concise representation of its objective along with the type of evidence needed to satisfy it. For example, an access review control requires details on who performs the review, how often it occurs, which accounts are covered, how exceptions are handled, and how results are recorded. Similarly, an incident response control focuses on reporting channels, escalation roles, communication responsibilities, and post-incident review. This representation helps the system match policy content based on intent rather than exact wording.

3.3. Evidence Retrieval

For each control from control knowledgebase, PROPARAG retrieves candidate policy segments from the policy corpus. These segments serve as evidence for evaluating control compliance. The retrieval module returns the relevant policy excerpts along with their metadata, including document source and location. This enables the final assessment to trace each decision back to its origin and supports auditor verification.

3.4. Coverage Assessment

The coverage assessment module determines whether the retrieved evidence addresses the control objective. It receives the control representation and retrieved policy evidence and assigns one of three labels: `FULLY_COVERED`, `PARTIALLY_COVERED`, or `NOT_COVERED`. A policy may not use the same terms as the control framework, but it can still express the same governance requirement. This requires reasoning-based models, such as LLMs, to accurately interpret semantic alignment during coverage assessment.

The LLMs are prompted to follow a conservative decision. A control is marked as `FULLY_COVERED` only when the policy evidence clearly addresses the control objective with detail for audit review. If the policy discusses the topic but omits important details, the control is marked as `PARTIALLY_COVERED`. If no sufficient evidence is found, the control is marked as `NOT_COVERED`. The prompt used for coverage assessment is listed in Appendix B.1 for reproducibility.

3.5. Gap Analysis and Recommendations

When the coverage decision is `PARTIALLY_COVERED` or `NOT_COVERED`, the orchestration agent calls the gap analysis module. This module identifies missing or weak policy elements that prevent the control from being fully covered. Common gaps include missing ownership, missing procedure, weak enforcement language, absent review cycle, limited scope, unclear exception handling, and missing documentation requirements. The identified gaps are linked to the retrieved evidence. This prevents the system from producing generic feedback that is not supported by the policy corpus. For example, if a policy states that privileged accounts must be reviewed but does not specify review frequency or responsible authority, the system may identify missing review cycle and missing ownership as gaps. The prompt used for gap analysis is listed in Appendix B.2.

The recommendation module then generates policy-level guidance based on the identified gaps. These recommendations describe what should be added, clarified, or revised in the policy. They remain at the governance-policy level and do not prescribe technical implementation details unless such details are directly required by the control. The prompt used for recommendation is listed in Appendix B.3.

3.6. Orchestration Module

The orchestration agent acts as the central controller of PROPARAG. It maintains the assessment state for each control, including the control representation, retrieved evidence, coverage label, identified gaps, recommendations, and explanations. Based on this state, it determines which module to invoke at each step. The workflow is conditional rather than fixed. After retrieving evidence, the orchestration agent forwards it to the coverage assessment module. If the control is marked as `FULLY_COVERED`, the process can stop without further analysis. If the evidence is insufficient, the agent proceeds to gap analysis and then generates policy-level recommendations. The agent also verifies outputs produced at each stage by checking their consistency with the

Table 2

Structure of the control-level assessment record produced by PROPARAG.

Field	Description
Control ID	Identifier of the security control under assessment.
Control text	Original control statement.
Retrieved evidence	Policy excerpts selected as candidate evidence, with source metadata.
Coverage label	One of <code>FULLY_COVERED</code> , <code>PARTIALLY_COVERED</code> , or <code>NOT_COVERED</code> .
Identified gaps	Missing or weak policy elements that prevent full coverage.
Recommendation	Policy-level guidance for improving coverage, when needed.
Explanation	Rationale linking the coverage decision to the evidence and gaps.

retrieved evidence. This step helps reduce errors and limits hallucination by ensuring that the outputs remain grounded in the available policy content. This design supports audit use by avoiding unnecessary recommendations for already satisfied controls and by ensuring that gap analysis and decisions remain evidence-driven.

3.7. Explainability and Traceability

After coverage assessment and any required gap analysis, PROPARAG generates an evidence-linked explanation. The explanation connects the control objective, the retrieved policy evidence, the assigned coverage label, and the identified gaps. This step is important because audit review requires understanding about the decision of the model on coverage. The auditors should be able to see why a label was assigned and which policy excerpts support that decision. Therefore model is prompted to produce the concise and evidence-focused explanation. The prompt used for this module is describe in Appendix B.4.

3.8. Report Generation

For each control, PROPARAG produces a structured assessment record. Table 2 summarizes the fields included in this record. The report generation module aggregates these control-level records into an audit summary. The summary reports the number of controls in each coverage class, highlights recurring policy gaps, and can group results by control family. This helps reviewers identify areas where policy coverage is stronger or weaker. The prompt used for report generation is listed in Appendix B.5.

3.9. Policy Quality Evaluation

PROPARAG also provides a policy quality evaluation based on the control-level assessment records. In this work, policy quality refers to the completeness of written policy coverage with respect to the selected control framework. For

Metric	Value
Total Controls	1007
Number of Families	20
Average Description Length (words)	32.58

Table 3
Structural characteristics of the evaluated NIST SP 800-53 control set.

descriptive reporting, PROPARAG computes a completeness score:

$$\text{Completeness} = \frac{N_{\text{full}} + 0.5 \times N_{\text{partial}}}{N_{\text{total}}},$$

where N_{full} is the number of fully covered controls, N_{partial} is the number of partially covered controls, and N_{total} is the total number of assessed controls. This score provides a high-level view of policy coverage, but it does not replace control-level review.

The final audit summary and analysis are therefore intended as decision support. PROPARAG helps organize evidence, identify missing policy elements, and produce reviewable explanations, but the final audit judgment remains with qualified auditors or governance experts. The prompt used for policy quality evaluation is listed in Appendix B.6.

4. Experimental Evaluation

In this section, we evaluate the proposed PROPARAG framework. We focus on understanding how different design choices impact control-level assessment, the relevance of retrieved evidence, and the clarity of audit-oriented explanations.

4.1. Dataset and Experimental Setup

Security Controls. Our experiments evaluate 1,007 controls from standard NIST SP 800-53 *Force* (2020), spanning 20 control families. These controls define abstract security objectives across governance, access control, incident response, monitoring, and system protection domains. Rather than prescribing specific implementations, they articulate normative requirements that describe expected organizational safeguards at policy and operational levels.

As summarized in Table 3, control descriptions exhibit moderate semantic variability, with an average length of 32.58 words. Figure 2 illustrates the distribution of controls across families, demonstrating broad coverage across domains.

Each control is evaluated independently under the control-centric framework. To support structured semantic reasoning, controls are represented through inferred intent and expected policy elements (e.g., scope, responsibility, enforcement). This enables systematic alignment between abstract normative requirements and unstructured organizational policy text.

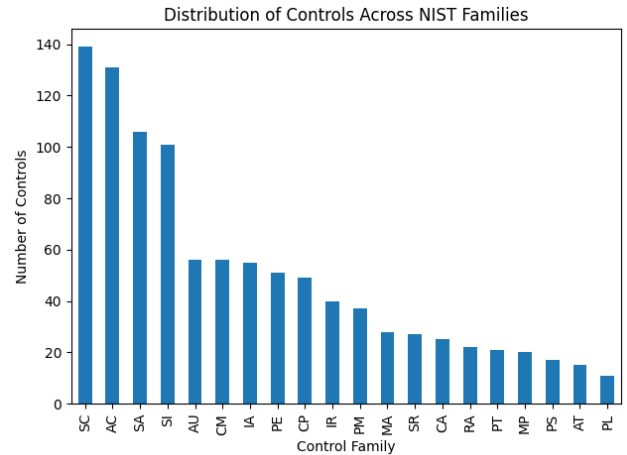


Figure 2: Distribution of evaluated controls across NIST SP 800-53 control families. Abbreviations: AC (Access Control), AU (Audit and Accountability), CM (Configuration Management), CP (Contingency Planning), IA (Identification and Authentication), IR (Incident Response), MA (Maintenance), MP (Media Protection), PE (Physical and Environmental Protection), PL (Planning), PM (Program Management), PS (Personnel Security), RA (Risk Assessment), SA (System and Services Acquisition), SC (System and Communications Protection), SI (System and Information Integrity), SR (Supply Chain Risk Management), CA (Assessment, Authorization, and Monitoring), AT (Awareness and Training), PT (Personally Identifiable Information Processing and Transparency).

Policy Corpus. We evaluate the methodology on two independent real-world organizational policy corpora comprising 24 and 31 security policy documents, respectively. In total, the corpora contain 356 and 395 pages, corresponding to 80,123 and 80,666 words (as shown in Table 4). While the overall corpus sizes are comparable, the average document length differs, indicating variation in structural granularity and policy articulation style across organizations.

Policies are written in natural language and are not explicitly aligned with NIST control identifiers. Relevant evidence may be distributed across multiple sections, appendices, or cross-referenced clauses rather than presented in a control-centric format. As a result, semantic interpretation is required to map control requirements to policy content that is distributed across the document.

Policies are treated strictly as sources of textual evidence. The evaluation assesses semantic coverage of control objectives and does not verify operational enforcement or real-world implementation. The organizational policy corpora are anonymized and institution identifiers are removed to preserve confidentiality.

4.2. Ground Truth Construction and Annotation Reliability

To ensure rigorous evaluation of control-level coverage assessment, we constructed expert-annotated reference labels for both organizational policy corpora. For both OrgA

Metric	OrgA	OrgB
Number of Documents	24	31
Total Pages	356	395
Total Words	80,123	80,666
Average Words per Document	3338.46	2602.13

Table 4
Structural characteristics of the two organizational policy corpora.

Coverage Label	OrgA		OrgB	
	Count	(%)	Count	(%)
FULLY_COVERED	110	(10.9%)	130	(12.9%)
PARTIALLY_COVERED	421	(41.8%)	437	(43.4%)
NOT_COVERED	476	(47.3%)	440	(43.7%)
Total Controls	1007	(100%)	1007	(100%)

Table 5
Distribution of expert-annotated reference labels across both organizational policy corpora after adjudication

and OrgB, we construct expert-annotated reference labels using the strict rubric defined in Appendix A.

Two security researchers, with 7 and 4 years of cybersecurity experience, independently conducted the annotations. Both were familiar with NIST SP 800-53 controls and had experience interpreting institutional policies in audit contexts. This setup follows standard practices in expert-driven annotation for policy analysis tasks, where domain expertise is prioritized over large annotator pools. Each annotator independently evaluated all 1,007 security controls per organization. For every control, annotators reviewed the relevant policy corpus and assigned one of three labels: FULLY_COVERED, PARTIALLY_COVERED, or NOT_COVERED, based on a predefined evaluation rubric (see Appendix A). Annotators relied solely on the provided organizational policy documents and associated control descriptions during the labeling process. Annotators performed labeling independently without discussion during the initial phase. Disagreements were later resolved through structured adjudication meetings, resulting in final consensus labels used for evaluation. The distribution of ground-truth coverage labels across both organizational corpora is presented in Table 5.

Inter-Annotator Agreement. Prior to adjudication, Cohen’s κ was computed to quantify inter-annotator reliability. For OrgA, $\kappa = 0.76$, and for OrgB, $\kappa = 0.71$. According to standard interpretation guidelines, $0.61 \leq \kappa \leq 0.80$ indicates *substantial agreement*. Following adjudication and resolution of disagreements, a single consensus label was established for each control and used for evaluation.

The observed agreement levels suggest that while policy compliance interpretation contains inherent judgment components, particularly at the boundary between FULLY_COVERED and PARTIALLY_COVERED, independent expert assessments exhibit strong consistency. This supports the reliability of the

constructed expert-annotated reference labels and reduces the likelihood that observed model performance differences are primarily driven by annotation variability.

4.3. Systems Compared

This section describes the systems considered in our evaluation. We first present the full PROPARAG pipeline, followed by a set of baseline systems used for comparison.

4.3.1. PROPARAG (Full Pipeline)

Our full system includes: (1) intent-conditioned semantic retrieval, (2) decomposed compliance reasoning (coverage \rightarrow gaps \rightarrow recommendations \rightarrow explanation), and (3) evidence-linked justification. We instantiate PROPARAG using multiple backbone LLMs, to assess robustness across model families.

4.3.2. Baselines

To evaluate the effectiveness of PROPARAG, we compare it with a set of representative baselines that reflect common design choices in LLM-based policy analysis. These include variations in retrieval strategies, reasoning structure, and the level of analysis, as described below.

B1: Single-Shot LLM (No Retrieval). The model receives the control text and policy corpus and directly predicts the coverage label in a single step without explicit evidence retrieval.

B2: Semantic Retrieval + Labeling (No Decomposition). We retain the retrieval stage, but replace decomposed reasoning with a single prompt that jointly performs coverage prediction, gap identification, and recommendation generation.

B3: Lexical Retrieval (BM25) + Labeling. We replace semantic retrieval with BM25 retrieval using the raw control text as the query, followed by single-step coverage prediction.

B4: Standard Dense Retrieval (RAG) + Labeling. We use embedding-based retrieval with the control text as the query, followed by a re-ranker and a single-step coverage prediction.

B5: Document-Level Retrieval Baseline. Instead of retrieving fine-grained segments, we retrieve whole documents and perform coverage prediction.

We note that traditional rule-based or keyword matching approaches are not directly comparable in this setting, as they lack the ability to perform semantic alignment between abstract control specifications and natural-language policy text.

4.4. Evaluation Metrics

Coverage Analysis. We evaluate control-level predictions against human ground truth using standard multi-class classification metrics, including overall accuracy, precision, recall, and F1-score. Confusion matrices are additionally reported to analyze misclassification patterns across coverage categories. We further assess statistical significance using McNemar’s test to evaluate differences in classification performance between methods.

Evidence Quality. To assess retrieval effectiveness, we evaluate the quality of policy excerpts selected as evidence for control assessments. The stratified subset consists of 200 controls per organization, balanced across coverage categories. Retrieval precision at rank k is computed as:

$$\text{Precision@k} = \frac{\text{Number of relevant excerpts in top-}k}{k} \quad (1)$$

Relevance is determined based on whether the retrieved excerpt contains sufficient information to support coverage assessment according to the annotation rubric. We also report the Top-1 sufficiency rate, defined as the proportion of controls for which the highest-ranked excerpt alone is deemed sufficient for coverage assessment.

Diagnostic and Recommendation Utility. For controls labeled PARTIALLY_COVERED or NOT_COVERED, human auditors evaluate the usefulness of structured diagnostics. Specifically, they assess whether identified gaps correctly reflect missing control elements (gap correctness), whether generated recommendations are actionable and aligned with control intent (recommendation usefulness), and whether explanations clearly link conclusions to policy evidence (explanation clarity). These dimensions are evaluated on a 5-point Likert scale by expert annotators and summarized using mean agreement scores across evaluated controls.

Efficiency. Finally, we measure deployment feasibility by reporting average tokens consumed per control evaluation, average latency per control, and total monetary cost per full corpus assessment. These efficiency metrics quantify computational overhead and practical scalability of the framework in real-world audit settings.

These metrics provide insight into the trade-off between reasoning depth and computational efficiency in practical audit settings.

4.5. Implementation Details

This subsection presents a brief summary of implementation details relevant to reproducibility and experimental consistency. These details are provided to clarify experimental conditions rather than to describe system engineering choices.

All models are evaluated in a zero-shot setting without task-specific fine-tuning. Prompt templates are fixed across all experiments to ensure that observed differences arise from methodological design choices rather than prompt

variation. The prompts used for each instance are provided in Appendix B. Control representations, including control intent and expected policy elements, are generated once per control and reused consistently across experimental runs. To mitigate variability introduced by stochastic text generation, we use fixed generation parameters for deterministic runs (temperature = 0, top-p = 1).

No ground-truth labels are exposed to the models during inference. All metrics are computed post hoc by comparing model outputs against the independently constructed expert annotations. All metrics are computed directly from model outputs and retrieved policy evidence, consistent with the decision-support scope. These implementation choices are intended to support fair comparison across methods while avoiding optimization for any specific model or configuration.

Experimental Protocol. For each policy document, compliance assessment is performed on a per-control basis. This protocol produces a control-specific assessment consisting of a coverage state, diagnostic gaps when applicable, and evidence-linked explanations. No information from other controls is provided during evaluation, ensuring that each assessment is performed independently without cross-control leakage.

Models Evaluated. We evaluate the methodology using eight models, comprising four closed-source and four open-source large language models (LLMs). Closed-source models represent commercially available systems accessed through hosted APIs, while open-source models are deployed locally. The benchmark includes four closed-source models (GPT-4o, GPT-4o-mini, Claude 3.5 Sonnet, and Claude 3.5 Haiku) and four open-source models (LLaMA3.1 7B, Mistral 7B, Qwen2.5 7B, and DeepSeek-R1-Distill-Llama-8B). Model prompts and reasoning stages are kept consistent across evaluations to isolate the effects of methodological design choices rather than prompt engineering differences.

5. Results

In this section, we evaluate PROPARAG on two real-world organizational policy corpora. We examine how the framework performs across different backbone model configurations, focusing on both predictive accuracy and robustness across institutional settings.

5.1. Overall Performance

We begin by evaluating the complete PROPARAG pipeline in its end-to-end configuration. This experiment measures the effectiveness of the structured compliance reasoning framework when instantiated across multiple backbone models, without component-level ablations. The objective is to assess overall predictive capability, stability across organizations, and sensitivity to backbone variation.

Type	Model	OrgA				OrgB			
		Acc (%)	Prec (%)	Rec (%)	F1 (%)	Acc (%)	Prec (%)	Rec (%)	F1 (%)
Closed	GPT-4o	87.09	81.70	87.33	83.67	79.64	74.89	79.18	76.10
	GPT-4o-mini	77.06	70.44	75.11	71.49	75.57	71.40	76.25	72.57
	Sonnet	90.67	86.43	91.85	88.54	84.91	80.81	84.84	82.31
	Haiku	84.91	79.45	85.53	81.46	80.04	75.45	80.03	76.69
Open	Llama	41.31	39.40	39.83	37.61	54.02	51.38	53.08	50.40
	Mistral	51.24	48.54	50.51	47.06	70.61	66.04	69.75	66.58
	Qwen	51.94	50.19	53.80	48.65	68.42	64.24	68.07	64.67
	DeepSeek	35.35	34.59	34.72	32.49	40.81	39.96	41.53	38.62

Table 6
Overall performance across backbone LLMs for OrgA and OrgB. Values reported in %.

5.1.1. PROPARAG Pipeline

We first evaluate the complete PROPARAG pipeline to assess end-to-end control-level compliance prediction performance. This experiment measures the effectiveness of the structured reasoning framework when instantiated across multiple backbone models. Table 6 reports the performance of the full PROPARAG pipeline across eight backbone LLMs on both organizational corpora.

Across backbone models, PROPARAG achieves strong and consistent control-level performance. Among closed models, Sonnet attains the highest performance on OrgA (Acc: 90.67%, F1: 88.54%) and OrgB (Acc: 84.91%, F1: 82.31%). GPT-4o also achieves competitive performance comparatively. GPT-4o-mini and Haiku demonstrate competitive but moderately lower performance across both organizations.

Open-source models exhibit greater variability. Mistral and Qwen provide the strongest open-model results (OrgB F1 up to 66.58%), whereas Llama and DeepSeek show substantially reduced performance, particularly on OrgA. This separation between closed and open backbones is consistent across both corpora.

Notably, performance differences between OrgA and OrgB stem from variations in policy structure and the level of explanatory detail, which directly influence evidence alignment and coverage assessment. Despite these differences, PROPARAG exhibits strong generalization across heterogeneous policy articulation styles. Importantly, while absolute performance varies across backbone models, the relative ranking of models remains stable across both organizations, suggesting that the observed trends reflect intrinsic model capabilities rather than dataset-specific effects.

5.1.2. Baseline Comparison

Table 7 compares PROPARAG against representative baseline approaches across both organizational policy corpora. All systems are evaluated under the same backbone configuration, ensuring that performance differences arise from architectural design rather than model capacity.

Across both organizations, PROPARAG achieves the highest overall performance in terms of accuracy and F1. On

OrgA, PROPARAG attains an F1-score of 88.54%, outperforming the strongest baseline (B4: Dense RAG + Label) by 11.66 percentage points. A similar trend is observed on OrgB, where PROPARAG achieves an F1-score of 82.31%, exceeding Dense RAG baseline by 11.35 points. These improvements are consistent across precision and recall, indicating that gains are driven by method.

The single-shot baseline (B1) performs substantially worse on both corpora, highlighting the limitations of control coverage assessment without explicit evidence retrieval. In the absence of grounding, predictions are more susceptible to ambiguity in policy language, leading to reduced precision and unstable recall.

Introducing retrieval (B2 and B3) results in clear performance improvements over single-shot prompting. Semantic retrieval (B2) consistently outperforms lexical BM25 retrieval (B3), showing that abstract control descriptions benefit from embedding-based semantic alignment rather than keyword matching alone.

Dense RAG (B4) further strengthens performance by combining semantic retrieval with direct labeling. However, its single-stage reasoning pipeline remains insufficient for strict control-level auditing, where explicit coverage criteria must be evaluated holistically.

The document-level baseline (B5) underperforms relative to control-centric methods, reinforcing the importance of decomposing compliance evaluation at the control level rather than performing monolithic policy classification.

Overall, the results demonstrate that while retrieval significantly improves control-level prediction, structured control decomposition and staged, intent-conditioned reasoning in PROPARAG provide substantial additional gains beyond conventional RAG-based pipelines.

5.1.3. Statistical Significance Analysis

To assess whether observed improvements over baseline systems are statistically significant rather than attributable to sampling variability, we conduct paired significance testing at the control level.

System	OrgA				OrgB			
	Acc (%)	Prec (%)	Rec (%)	F1 (%)	Acc (%)	Prec (%)	Rec (%)	F1 (%)
PROPARAG	90.67	86.43	91.85	88.54	84.91	80.81	84.84	82.31
B1: Single-Shot	54.61	52.74	54.61	50.87	51.88	52.31	51.88	49.62
B2: Retrieval + Label	70.21	69.44	70.21	68.93	68.73	69.12	68.73	67.54
B3: BM25 + Label	60.47	59.36	60.47	58.12	56.89	56.21	56.89	54.33
B4: Dense RAG + Label	78.46	77.21	78.46	76.88	72.18	71.64	72.18	70.96
B5: Document-Level	56.28	54.11	56.28	52.61	53.64	54.27	53.64	51.07

Table 7

Comparison between PROPARAG and baseline systems for control-level coverage prediction across two organizational policy corpora.

Model	OrgA F1 (95% CI)	OrgB F1 (95% CI)
B1: Single-Shot LLM	50.87 [48.6–53.1]	49.62 [47.3–51.8]
B2: Retrieval + Label	68.93 [66.9–70.9]	67.54 [65.6–69.5]
B3: BM25 + Label	58.12 [56.0–60.2]	54.33 [52.1–56.5]
B4: Dense RAG + Label	76.88 [75.0–78.7]	70.96 [68.9–72.8]
B5: Document-Level	52.61 [50.4–54.8]	51.07 [48.9–53.3]
PROPARAG	88.54 [87.6–90.6]	82.31 [81.4–85.2]

Table 8

F1 performance with 95% paired bootstrap confidence intervals. PROPARAG significantly outperforms B4 ($p < 0.001$, McNemar test).

McNemar Test. We compare PROPARAG against the strongest retrieval-based baseline (B4: Dense RAG + Labeling) using McNemar’s test over the evaluated controls. For both organizations, differences are statistically significant ($p < 0.001$), indicating that PROPARAG yields consistently more correct predictions than B4 under paired comparison.

Bootstrap Confidence Intervals. To quantify the statistical uncertainty of the reported F1 scores, we compute paired bootstrap confidence intervals using 2,000 resampling iterations over the evaluated controls. In each iteration, control instances are sampled with replacement, and the F1 score is recomputed. This procedure produces an empirical distribution of F1 values, from which the 95% confidence interval (CI) is derived. The reported interval bounds therefore indicate the range within which the true population-level F1 score is expected to lie with 95% confidence.

The resulting confidence intervals are shown in Table 8. For example, PROPARAG achieves an F1 of 88.54 on OrgA, with a 95% CI of [87.6–90.6], indicating that repeated sampling of similar control sets would be expected to yield F1 scores within this range in 95% of cases. Similarly, on OrgB, PROPARAG achieves an F1 of 82.31 with a 95% CI of [81.4–85.2].

Importantly, for both organizations, the confidence intervals of PROPARAG do not overlap with those of the strongest baseline (B4: Dense RAG + Label). This separation indicates that the observed performance improvements are unlikely to be attributable to sampling variability.

5.2. Impact of Evidence Retrieval

To demonstrate the contribution of evidence retrieval, we compare the single-shot baseline (B1: No Retrieval) with B2 (Retrieval + Single-Step Labeling), which incorporates intent-conditioned retrieval but omits decomposed compliance reasoning.

Introducing evidence retrieval yields substantial improvements across both organizational corpora. On OrgA, F1 increases from 50.87% to 68.93%, while on OrgB it rises from 49.62% to 67.54%, corresponding to gains of around 18 percentage points.

These results indicate that retrieval plays a critical role in control-level auditing. Without explicit grounding, the single-shot configuration must infer coverage directly from control descriptions, leading to ambiguous or speculative assignments. In contrast, retrieval enables the model to anchor its judgments in semantically relevant policy excerpts, thereby reducing over-generalization and improving both precision and recall.

The magnitude of improvement suggests that access to structured evidence is a primary driver of performance in compliance evaluation tasks. However, retrieval alone remains insufficient to reach the performance of the full PROPARAG pipeline, highlighting the complementary role of staged, control-centric reasoning.

5.3. Impact of Decomposition

To demonstrate the effect of structured compliance reasoning, we compare PROPARAG with B2 (Retrieval + Single-Step Labeling) in Table 7. Both systems employ

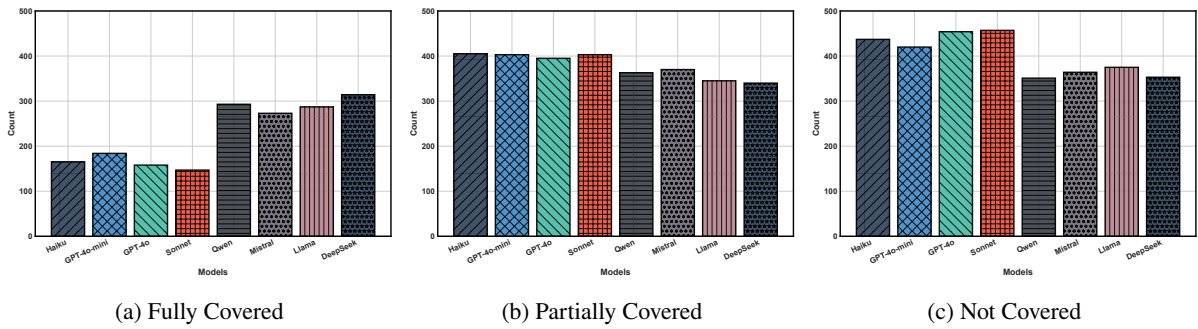


Figure 3: Coverage class distributions for all backbone models on OrgA.

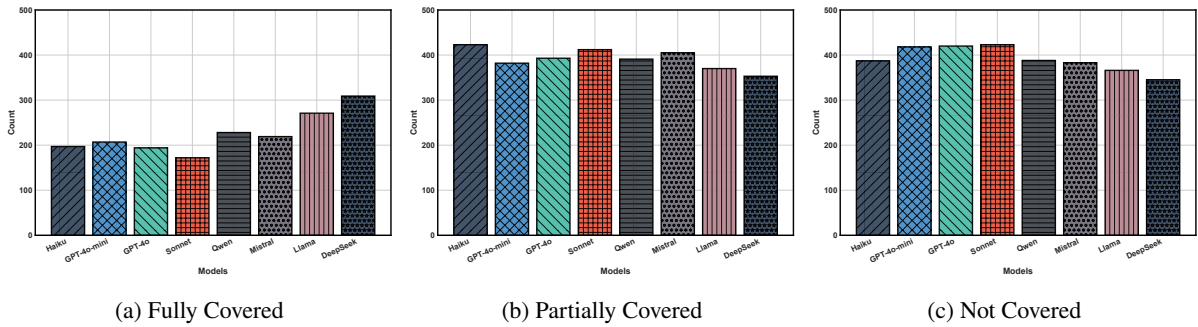


Figure 4: Coverage class distributions for all backbone models on OrgB.

identical evidence retrieval; however, only PROPARAG performs decomposed reasoning with explicit structured gap identification.

Across both organizations, PROPARAG improves F1 from 68.93 to 88.54 on OrgA (+19.61 points) and from 67.54 to 82.31 on OrgB (+14.77 points). These substantial gains indicate that decomposition contributes independently of retrieval quality.

In particular, single-step labeling tends to conflate partial and full coverage when policy text loosely references a control objective. By explicitly modeling diagnostic gaps, such as missing responsibilities, incomplete procedures, or absent enforcement mechanisms, PROPARAG reduces overclaiming of full compliance and produces more conservative, audit-aligned judgments.

6. Robustness, Error Analysis, and Computational Efficiency

6.1. Coverage Calibration and Gap Attribution Behavior

While aggregate metrics summarize performance, they do not capture how models allocate predictions across coverage classes. We therefore analyze class utilization behavior to examine calibration differences across backbones. Figures 3 and 4 present coverage distributions for all backbone models on OrgA and OrgB, respectively.

Across both organizations, FULLY_COVERED assignments remain low across all backbone models, reflecting the underlying ground-truth distribution in which strict full compliance requires explicit articulation of scope, responsibility, and enforcement mechanisms. However, relative allocation patterns differ across backbones. Some open models (e.g., DeepSeek, Llama) assign slightly higher fractions to FULLY_COVERED compared to certain closed models, whereas larger closed models tend to reserve FULL assignments more conservatively and instead differentiate more strongly between PARTIALLY_COVERED and NOT_COVERED categories. This shows differences in decisiveness thresholds rather than fundamental capability gaps. Notably, the low prevalence of FULLY_COVERED predictions aligns with the empirical ground-truth distribution, where complete control satisfaction is uncommon in realistic enterprise policy repositories.

More pronounced differences emerge in the allocation between PARTIALLY_COVERED and NOT_COVERED classes. Closed backbones exhibit a more balanced distribution across these two categories, indicating clearer separation between incomplete alignment and explicit policy gaps.

Implications. These findings indicate that PROPARAG stabilizes overall control-level performance across diverse backbone models while preserving backbone-specific calibration characteristics. Structured retrieval and decomposed reasoning reduce performance variance across backbones.

From an audit perspective, models exhibiting stronger NOT_COVERED attribution are preferable when conservative gap

Metric	OrgA (%)	OrgB (%)
Precision@1	71.28	68.41
Precision@3	83.17	80.62
Top-1 Sufficiency Rate	69.34	65.27

Table 9

Evidence retrieval relevance and sufficiency evaluated on a stratified human-reviewed subset. Values reported in %.

detection is prioritized. Conversely, models that concentrate predictions in PARTIALLY_COVERED reduce false-positive non-compliance judgments but risk under-reporting explicit gaps. Importantly, aggregate F1 differences across backbones remain moderate relative to baseline methods, reinforcing that structured control-centric reasoning, not model scale alone, drives the majority of performance gains.

6.2. Evidence Relevance and Sufficiency

To evaluate retrieval quality independently of downstream classification performance, we conduct an expert assessment of retrieved policy excerpts for each control. Table 9 reports Precision@1, Precision@3, and Top-1 sufficiency rates across both organizations.

Precision@1 reaches 71.28 on OrgA and 68.41 on OrgB, indicating that the highest-ranked retrieved excerpt is relevant in the majority of cases. Precision@3 increases to 83.17 and 80.62, respectively, suggesting that relevant evidence is typically present within the top-ranked excerpts. Top-1 sufficiency rates of 69.34 (OrgA) and 65.27 (OrgB) indicate that in roughly two-thirds of instances, the first retrieved excerpt alone is considered adequate evidence by human auditors.

These results demonstrate that intent-conditioned retrieval frequently surfaces policy excerpts that are both relevant and operationally sufficient, supporting the reliability of downstream coverage judgments. Notably, the gap between Precision@1 and Precision@3 indicates that when the top-ranked excerpt is incomplete, additional relevant context is often available within the top-k results, reinforcing the robustness of evidence grounding.

6.3. Diagnostic and Recommendation Quality

PROPARAG produces structured diagnostic gaps and prioritized recommendations for controls exhibiting partial or absent coverage. We first analyze the structural characteristics of identified gaps and generated recommendations, and then validate their quality through human evaluation.

Diagnostic Richness. To further characterize diagnostic behavior across backbone models, we measure the average number of identified gaps per evaluated control. Table 10 reports diagnostic richness metrics.

Closed backbones such as GPT-4o and GPT-4o-mini exhibit stable and conservative behavior, identifying approximately one structured gap per control. In contrast, certain models like Haiku, Sonnet, and Qwen produce multiple gap annotations per control, indicating higher granularity

Source	Model	OrgA		OrgB	
		Mean	Total	Mean	Total
Closed	GPT-4o	0.9980	1005	1.0030	1010
	GPT-4o-mini	0.9881	995	0.9881	993
	Haiku	4.6378	4670	3.5621	3587
	Sonnet	3.9335	3961	2.8803	2840
Open	DeepSeek	1.4707	1481	1.6356	1647
	Llama	0.9851	992	0.9930	1000
	Mistral	1.6574	1669	1.5015	1512
	Qwen	4.0060	4034	3.6266	3652

Table 10

Diagnostic richness metrics across backbone models.

in deficiency modeling. Importantly, all backbones maintain structured diagnostic outputs, demonstrating that the decomposition stage consistently enforces gap categorization even under varying generative tendencies.

Gap Type Distribution. To further examine the structure of identified deficiencies, we analyze the distribution of gap categories produced by PROPARAG.

Table 11 (OrgA) and Table 12 (OrgB) present top five identified gaps across models. Across models, common gap types include missing responsibility assignment, absence of enforcement mechanisms, and insufficient procedural detail. This distribution aligns with common audit observations in policy compliance assessment, suggesting that the structured decomposition stage captures meaningful control deficiencies rather than generating generic gap statements.

Recommendation Richness. We next analyze recommendation generation behavior. Table 13 reports average recommendations per control.

Closed models exhibit calibrated prescriptive behavior, typically generating four to five targeted recommendations per control. In contrast, certain open models demonstrate higher variability: Llama produces substantially more recommendations, while Qwen generates relatively few prescriptive actions despite identifying multiple gaps.

PROPARAG provides auditor-aligned diagnostics, strong evidence grounding, and structured prescriptive guidance. While backbone models vary in diagnostic granularity and recommendation verbosity, the decomposition framework enforces consistent gap modeling and recommendation synthesis. This structured reasoning design reduces the likelihood of generic LLM outputs and enhances audit traceability, even under heterogeneous backbone configurations.

Recommendation Prioritization Patterns. Table 14 (OrgA) and Table 15 (OrgB) illustrate the distribution of recommended action priorities. Closed backbones generally demonstrate calibrated priority allocation across medium and high levels, whereas certain open models exhibit either

	DeepSeek	GPT-4o	GPT-4o-mini	Haiku	Llama	Mistral	Qwen	Sonnet
No Enforcement Mechanism	88	0	0	449	0	48	644	299
No Ownership Defined	168	3	3	450	3	27	520	288
No Procedure	101	0	0	696	3	91	663	439
No Review Cycle	98	0	0	418	1	45	630	273
Weak Specification	547	35	26	1049	151	754	1214	699

Table 11
Gap type distribution across models for OrgA.

	DeepSeek	GPT-4o	GPT-4o-mini	Haiku	Llama	Mistral	Qwen	Sonnet
No Enforcement Mechanism	113	1	0	313	0	35	551	196
No Ownership Defined	166	4	1	320	2	20	481	173
No Procedure	135	2	0	502	4	69	573	268
No Review Cycle	132	1	0	297	0	25	546	166
Weak Specification	476	26	15	716	92	520	1080	453

Table 12
Gap type distribution across models for OrgB.

Source	Model	OrgA		OrgB	
		Mean	Total	Mean	Total
Closed	GPT-4o	4.1847	4214	4.1639	4193
	GPT-4o-mini	4.8143	4848	4.8498	4874
	Haiku	5.7612	5790	5.7120	5752
	Sonnet	4.5919	4624	4.4371	4375
Open	DeepSeek	1.7200	1732	1.6058	1617
	Llama	8.9950	9058	10.1291	10200
	Mistral	4.1480	4177	4.0864	4115
	Qwen	1.0328	1040	1.0467	1054

Table 13
Recommendation richness metrics across backbone models.

over-dispersion (large numbers of recommendations) or conservative prioritization patterns.

Recommendations predominantly fall within medium and high-priority levels, reflecting targeted corrective actions rather than uniformly severe escalation. This indicates that PROPARAG differentiates between structural weaknesses and critical compliance failures, producing calibrated prescriptive guidance rather than uniformly urgent or generic remediation suggestions.

Quality Evaluation. To evaluate the audit utility of PROPARAG’s structured reasoning outputs, we conduct an expert evaluation, as described in Section 4.4, on controls labeled as PARTIALLY_COVERED or NOT_COVERED. The assessment measures (i) diagnostic gap correctness, (ii) recommendation usefulness, and (iii) evidence groundedness. Table 16 reports the mean ratings on a 1–5 scale.

Gap correctness is rated highly (4.3 on OrgA and 4.1 on OrgB), indicating strong alignment between automatically identified gaps and human auditor judgments. This suggests that the structured decomposition stage effectively captures

missing elements such as undefined responsibility, absent enforcement clauses, or insufficient procedural detail.

Recommendation usefulness receives moderately high ratings (3.7 on OrgA and 3.5 on OrgB), reflecting that while suggestions are generally helpful, they occasionally lack organization-specific contextualization. This variability highlights opportunities for refinement in prescriptive guidance generation.

Groundedness scores exceed 4.0 for both organizations, indicating that diagnostic explanations and recommendations are typically anchored in retrieved policy evidence rather than speculative reasoning.

Collectively, these results demonstrate that structured gap modeling produces auditor-aligned diagnostics. Importantly, these analyses suggest that explanations are traceable to explicit policy excerpts, mitigating concerns about hallucinated justification or superficial narrative reasoning.

6.4. Error Distribution and Label Confusion Analysis

To better understand model behavior beyond aggregate metrics, we analyze the distribution of prediction errors using confusion matrices across all backbone models for both organizations, as shown in Figures 5 and 6. This analysis provides insights into how models differentiate between coverage categories and where systematic misclassifications arise.

Across both organizations, a clear stratification in model behavior is observed. High-capacity models such as Claude 3.5 Sonnet and GPT-4o exhibit strong diagonal dominance, indicating accurate and well-calibrated predictions across all three coverage classes. Misclassifications in these models are limited and primarily occur between adjacent categories (e.g., fully covered vs. partially covered), suggesting that these models preserve the underlying semantic structure of the task.

	DeepSeek	GPT-4o	GPT-4o-mini	Haiku	Llama	Mistral	Qwen	Sonnet
HIGH	1100	2435	1675	4109	2719	2369	16	1644
MEDIUM	603	1730	3126	1681	6074	1720	1015	2980
LOW	29	49	47	0	265	88	9	0

Table 14
Recommendation Priority for all models on OrgA.

	DeepSeek	GPT-4o	GPT-4o-mini	Haiku	Llama	Mistral	Qwen	Sonnet
HIGH	1067	2339	1914	4118	2526	2408	18	1275
MEDIUM	534	1800	2909	1634	7410	1621	1021	3100
LOW	16	54	51	0	264	86	15	0

Table 15
Recommendation Priority for all models on OrgB.

Metric (1–5)	OrgA	OrgB
Mean Gap Correctness	4.3	4.1
Mean Recommendation Usefulness	3.7	3.5
Mean Groundedness Score	4.4	4.2

Table 16
Human evaluation of diagnostic gap identification and recommendation quality.

In contrast, mid-capacity models (e.g., Claude Haiku and GPT-4o-mini) demonstrate moderate degradation in performance, with increased leakage across multiple classes. While the diagonal remains dominant, misclassifications are more evenly distributed, indicating reduced confidence and less precise boundary modeling.

Lower-capacity models (e.g., Qwen, Mistral, LLaMA, and DeepSeek) exhibit significantly weaker diagonal structure, with substantial confusion across all categories. Notably, these models frequently confuse non-adjacent classes (e.g., fully covered and not covered), indicating a breakdown in the implicit ordinal relationship between coverage labels. This suggests that such models struggle to maintain consistent reasoning about control completeness and instead produce under-specified predictions.

Across all models, the partially covered class emerges as the most challenging category. Errors for this class are distributed toward both fully covered and not covered labels, reflecting the inherent ambiguity in assessing partial compliance and the need for nuanced evidence aggregation.

Importantly, these patterns are consistent across both organizations, indicating that the observed behaviors are driven by model capability rather than dataset-specific characteristics. This consistency reinforces the robustness of

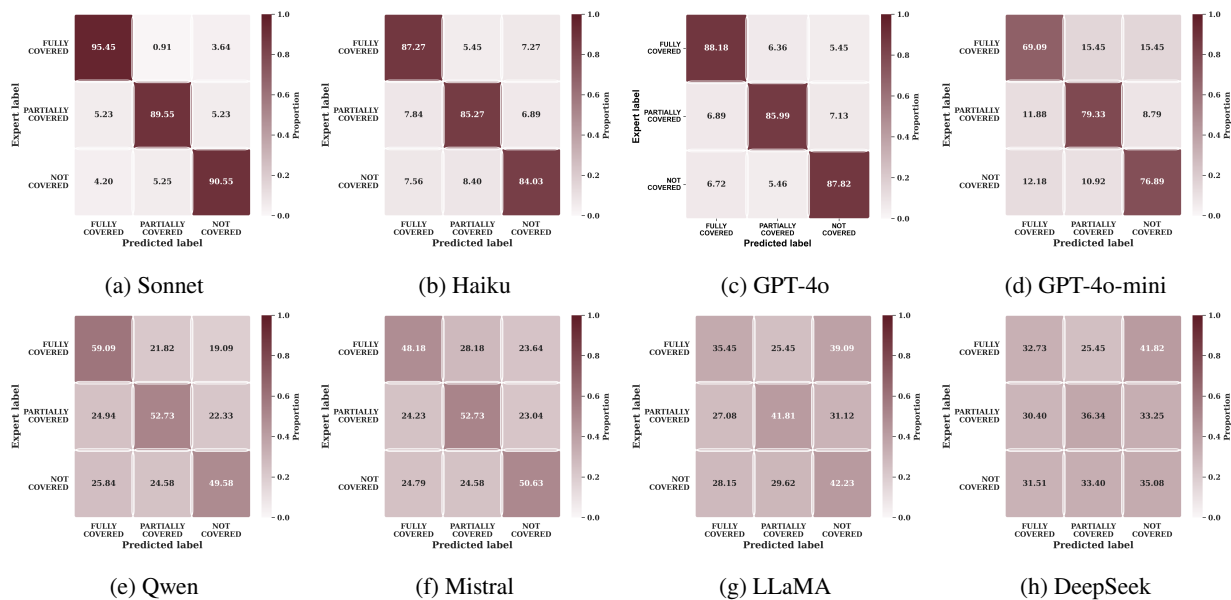


Figure 5: OrgA confusion matrices across backbone models.

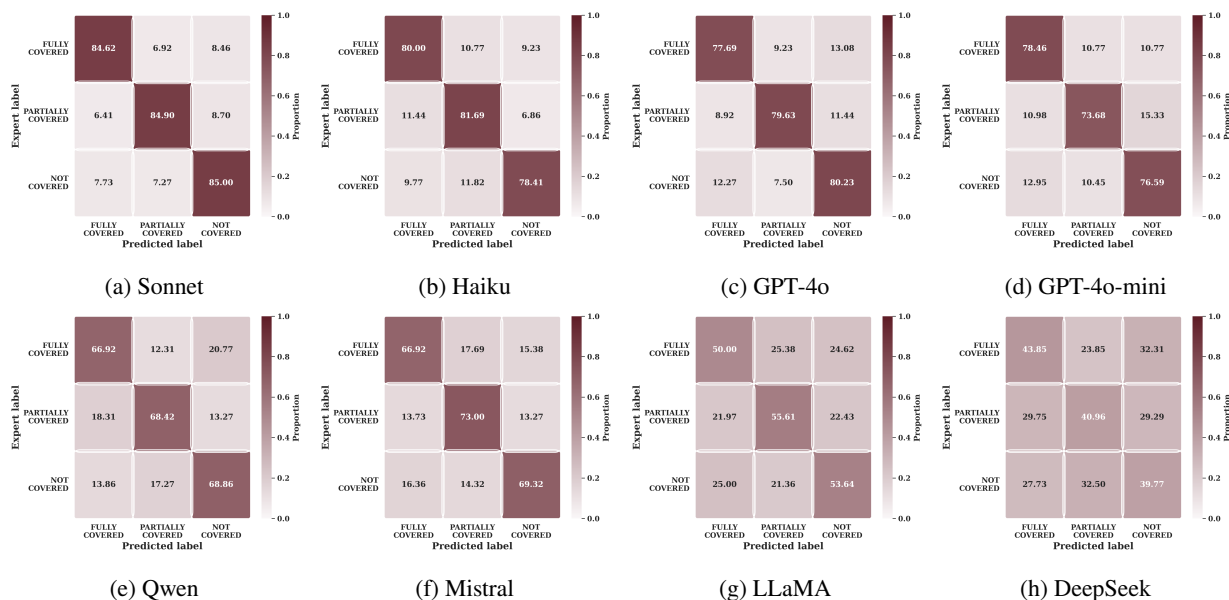


Figure 6: OrgB confusion matrices across backbone models.

Metric	Value
Average Tokens per Control	5,200
Average Time per Control	14.8 seconds
Cost per 100 Controls	\$8.40
Total Time (1,007 controls)	4.14 hours
Total Cost (1,007 controls)	\$84.6

Table 17

Computational efficiency of PROPARAG under API-based deployment. Token counts reflect aggregated input and output usage across retrieval, decomposed reasoning, and explanation stages.

the evaluation and highlights the role of backbone model capacity in enabling structured, auditor-aligned reasoning within the PROPARAG framework.

6.5. Computational Efficiency and Deployment

We evaluate the computational cost of PROPARAG under API-based deployment using a closed backbone model. Table 17 reports average token usage, latency per control, and estimated monetary cost.

On average, each control evaluation consumes approximately 5,200 tokens and requires 14.8 seconds of processing time. This includes intent-conditioned retrieval, staged reasoning, and generation of evidence-linked explanations.

At current API pricing, evaluating 100 controls costs approximately \$8.40, while full assessment of 1,007 controls requires roughly 4.14 hours and \$84.6 in total cost.

These results indicate that full-framework compliance evaluation is practical for periodic audit workflows like quarterly or annual reviews. Because controls are evaluated independently, the pipeline is trivially parallelizable, allowing

organizations to reduce wall-clock time through distributed execution without altering reasoning behavior.

Additionally, retrieval indices and structured control representations are reusable across runs, enabling incremental updates when policy documents are modified or updated.

7. Discussion

7.1. Methodological Effectiveness

Across both organizational corpora, PROPARAG consistently outperforms all evaluated baselines in control-level coverage prediction. Compared to the strongest baseline (Dense RAG + Labeling), PROPARAG achieves substantial improvements in overall accuracy and F1, with the largest gains observed on the more structurally complex OrgB corpus. These improvements are not limited to aggregate metrics. The retrieval ablation (Section 5.2) confirms that intent-conditioned evidence grounding meaningfully increases sensitivity to missing policy elements. Importantly, performance remains stable across diverse backbone models with consistent patterns. This indicates that the majority of performance gains arise from methodological structure.

7.2. Implications for Audit Workflows

Our findings reveal several implications for audit workflows. In particular, PROPARAG exhibits three key properties that are especially relevant in practice.

First, the system demonstrates conservative judgment behavior. Open-source backbones tend to prefer PARTIALLY_COVERED in ambiguous cases, while closed models more decisively identify explicit gaps. This calibration pattern suggests that the pipeline avoids over-asserting full compliance in the absence of explicit evidence.

Second, structured gap modeling increases visibility into specific governance deficiencies. Rather than producing binary compliance outcomes, the system decomposes deficiencies into interpretable categories (e.g., missing responsibility, absent enforcement, insufficient procedural detail), which aligns with real-world audit reporting practices.

Third, explanations are consistently grounded in retrieved policy excerpts. Human evaluation confirms high groundedness scores, indicating that diagnostic outputs are traceable to explicit evidence rather than speculative reasoning. This traceability enhances audit transparency and reduces the risk of hallucinated justifications.

Collectively, these findings suggest that PROPARAG is a structured compliance reasoning framework that supports auditor-aligned, evidence-grounded, and operationally interpretable policy evaluation.

7.3. Limitations and Future Directions

Despite strong overall performance, a few systematic challenges remain and point to important directions for future work.

First, PROPARAG's effectiveness is influenced by the quality and structure of input policies. Variations in policy articulation, such as differences in granularity, implicit assumptions, or lack of standardized formatting, can impact evidence retrieval and coverage assessment. While the framework generalizes across organizations, improving robustness to poorly structured or implicitly defined policies remains an open challenge.

Second, the PARTIALLY_COVERED class continues to present inherent ambiguity. Determining partial compliance often requires nuanced interpretation of incomplete or distributed evidence across multiple policy sections. This can lead to boundary uncertainty, even for stronger models, and suggests the need for more refined reasoning strategies or hierarchical aggregation mechanisms.

Third, although expert evaluation confirms strong evidence grounding and interpretability, human evaluation remains limited in scale. Expanding expert-in-the-loop validation across diverse domains and regulatory frameworks would further strengthen the generalizability and reliability of the system.

Finally, future work can extend PROPARAG toward more comprehensive compliance settings, including multi-document reasoning, cross-policy dependency analysis, and alignment with multiple regulatory standards. Integrating uncertainty estimation and confidence calibration into the reasoning pipeline may also improve trustworthiness in high-stakes audit scenarios.

8. Related Work

Early work on policy compliance relied on manual audits and checklist-based review processes, which require significant human effort and are difficult to scale. Initial computational approaches used rule-based systems and keyword matching to align policy text with control requirements, but

these methods lack semantic understanding and often fail to capture implicit policy coverage.

Recent work has explored the use of LLMs for policy analysis. Rodriguez et al. Rodriguez, Yang, Del Alamo and Sadeh (2024) show that LLMs can extract privacy practices from policies and reduced manual effort. Jain et al. Jain, Dhanasekaran and Diab (2025) discuss the AI-based compliance methods and highlight limitations in adaptability, trust, and evaluation. Hassani et al. Hassani, Sabetzadeh, Amyot and Liao (2024) argue that compliance automation should move beyond classification tasks and support end-to-end reasoning with explanation. These studies demonstrate the potential of LLMs but primarily focus on information extraction or high-level interpretation rather than structured compliance assessment.

Retrieval-based approaches further improve policy understanding by grounding model outputs in relevant context. Saha et al. Saha et al. (2025a) introduce PARAG, a retrieval-augmented framework that answers policy-related queries using semantically indexed documents. While such systems improve accessibility and enable context-aware responses, they treat policy analysis as a question answering task and do not provide control-level evaluation or structured audit outputs.

Another line of work focuses on policy enforcement and governance in AI systems. Madan Madan (2025) proposes ArGen, which enforces compliance through policy-as-code and optimization-based alignment. Kholkar et al. Kholkar and Ahuja (2025) convert governance policies into runtime guardrails for AI agents with traceability and monitoring. Romeo et al. Romeo, Arena, Blefari, Pironti, Lupinacci and Furfaro (2025) present ARPACCINO, an agentic framework that generates and validates policy-as-code rules using retrieval and tool-based reasoning. Tummala et al. Tummala and Inclezan (2025) develop a logic-based framework for policy-aware agents that reason about compliance and penalties. These approaches focus on enforcement, rule generation, or agent behavior rather than evaluating existing organizational policies.

Research in AI governance has also proposed structured frameworks to connect regulations with implementation. Agarwal et al. Agarwal and Nene (2025) introduce a layered governance model that links regulatory mandates with standards and certification processes. Saha et al. Saha, Rani and Shukla (2025b) discuss regulatory challenges and compliance risks in generative AI systems across domains. These works highlight the importance of governance and compliance but do not address control-level policy assessment. A summary comparison of existing approaches with respect to key capabilities is shown in Table 18.

Despite these advances, existing methods lack three key capabilities required in audit settings. First, they do not perform systematic evaluation at the level of individual security controls. Second, they do not provide explicit linkage between policy evidence and compliance decisions. Third, they do not generate structured outputs such as coverage labels, diagnostic gaps, and remediation guidance required

Table 18

Comparison of PROPARAG with existing approaches.

Work	LLM	Retrieval	Control-Level	Evidence Link	Audit Output	Auto Compliance
Rodriguez et al. Rodriguez et al. (2024)	✓	✗	✗	✗	✗	✗
Jain et al. Jain et al. (2025)	✓	✗	✗	✗	✗	✗
Hassani et al. Hassani et al. (2024)	✓	✗	✗	▲	▲	▲
PARAG Saha et al. (2025a)	✓	✓	✗	▲	✗	✗
ArGen Madan (2025)	✓	✗	✗	✓	✗	▲
Policy-as-Prompt Kholkar and Ahuja (2025)	✓	✗	✗	✓	▲	▲
ARPACCINO Romeo et al. (2025)	✓	✓	✗	✓	▲	▲
Tummala et al. Tummala and Incezan (2025)	✗	✗	✗	✓	▲	▲
Agarwal et al. Agarwal and Nene (2025)	✗	✗	✗	✗	✗	✗
PROPARAG (Ours)	✓	✓	✓	✓	✓	✓

for audit workflows. Our work addresses these limitations through a control-centric framework that evaluates each control independently, links decisions to evidence, and produces structured audit outputs with diagnostic and prescriptive insights.

9. Conclusion

This work presents security policy compliance assessment as a control-centric semantic reasoning problem and demonstrates how structured decomposition improves audit workflows. By enabling control-level evaluation with staged reasoning, PROPARAG provides a more transparent and traceable alternative to document-centric approaches. Through systematic evaluation on real-world policy corpora, we show that retrieval design and reasoning structure significantly influence coverage prediction. This also affects diagnostic clarity and explanation groundedness. From a governance and decision-support perspective, these findings position PROPARAG as a more systematic, explainable, and audit-ready approach to compliance assessment. In practice, the framework streamlines audit workflows, reduces manual effort, and improves consistency in evaluating complex policy documents. Overall, this work highlights the importance of reasoning-centric design for policy analysis. It further establishes structured, control-level compliance assessment as a principled foundation for reliable, auditor-aligned systems supporting autonomous governance, auditing, and regulatory processes.

Declaration of Generative AI and AI-assisted technologies in the writing process

During the preparation of this manuscript, the authors used AI-based tools, including ChatGPT, Gemini, and Claude, to assist with text refinement, sentence rewriting, and grammar and spelling corrections. All outputs generated by these tools were carefully reviewed and edited by the authors. The authors take full responsibility for the content and integrity of the published work.

CRediT authorship contribution statement

Bikash Saha: Conceptualization of this study, Data Curation, Investigation, Methodology, Writing - Original Draft, Project administration, Writing - Review & Editing, Visualization. **Sandeep Kumar Shukla:** Resources, Validation, Writing - Review & Editing, Supervision.

References

- Agarwal, A., Nene, M.J., 2025. A five-layer framework for ai governance: integrating regulation, standards, and certification. *Transforming Government: People, Process and Policy* 19, 535–555.
- Breaux, T., Antón, A., 2008. Analyzing regulatory rules for privacy and security requirements. *IEEE transactions on software engineering* 34, 5–20.
- Castellanos Ardila, J.P., Gallina, B., UI Muram, F., 2022. Compliance checking of software processes: A systematic literature review. *Journal of Software: Evolution and Process* 34, e2440.
- Chithaluru, P., Prakash, R., 2020. Organization security policies and their after effects, in: *Information security and optimization*. Chapman and Hall/CRC, pp. 43–60.
- Cram, W.A., Proudfoot, J.G., D’Arcy, J., 2017. Organizational information security policies: a review and research framework. *European Journal of Information Systems* 26, 605–641. doi:10.1057/s41303-017-0059-9.
- Edwards, J., 2024. A comprehensive guide to the NIST cybersecurity framework 2.0: Strategies, implementation, and best practice. John Wiley & Sons.
- Force, J.T., 2018. Risk management framework for information systems and organizations. NIST Special Publication 800, 37.
- Force, J.T., 2020. Security and privacy controls for information systems and organizations. Technical Report. National Institute of Standards and Technology.
- Force, J.T., 2022. Assessing security and privacy controls in information systems and organizations. NIST Special Publication 800, 53A.
- Hassani, S., Sabetzadeh, M., Amyot, D., Liao, J., 2024. Rethinking legal compliance automation: Opportunities with large language models, in: *2024 IEEE 32nd International Requirements Engineering Conference (RE)*, pp. 432–440. doi:10.1109/RE59067.2024.00051.
- Jain, J., Dhanasekaran, N., Diab, M., 2025. From complexity to clarity: Ai/nlp’s role in regulatory compliance, in: *Findings of the Association for Computational Linguistics: ACL 2025*, pp. 26629–26641.
- Kholkar, G., Ahuja, R., 2025. Policy-as-prompt: Turning ai governance rules into guardrails for ai agents. *arXiv preprint arXiv:2509.23994*.
- Madan, K., 2025. Argen: Auto-regulation of generative ai via grpo and policy-as-code. *arXiv preprint arXiv:2509.07006*.
- Pascoe, C., Quinn, S., Scarfone, K., 2024. The nist cybersecurity framework (csf) 2.0.

- Reimers, N., Gurevych, I., 2019. Sentence-bert: Sentence embeddings using siamese bert-networks, in: Proceedings of the 2019 Conference on Empirical Methods in Natural Language Processing, Association for Computational Linguistics. URL: <https://arxiv.org/abs/1908.10084>.
- Rodriguez, D., Yang, I., Del Alamo, J.M., Sadeh, N., 2024. Large language models: a new approach for privacy policy analysis at scale. *Computing* 106, 3879–3903.
- Romeo, F., Arena, L., Blefari, F., Pironti, F.A., Lupinacci, M., Furfaro, A., 2025. Arpaccino: an agentic-rag for policy as code compliance, in: European Conference on Advances in Databases and Information Systems, Springer. pp. 467–481.
- Saha, B., Rani, N., Chakraborty, J., Singh, D., Chakraborty, S.V., Shukla, S.K., 2025a. Parag: P roactive a nswering framework integrating llms with r etrieval-a ugmented g eneration, in: European Interdisciplinary Cybersecurity Conference, Springer. pp. 20–37.
- Saha, B., Rani, N., Shukla, S.K., 2025b. Generative ai in financial institution: A global survey of opportunities, threats, and regulation. URL: <https://arxiv.org/abs/2504.21574>, arXiv:2504.21574.
- Salman, A., Alsiyat, Y., Creese, S., Goldsmith, M., 2025. Work in progress: Leveraging large language models for cybersecurity compliance: A pilot study in iso 27001 audit planning, in: 2025 IEEE European Symposium on Security and Privacy Workshops (EuroS&PW), IEEE. pp. 351–359.
- Salman, A., Creese, S., Goldsmith, M., 2024. Position paper: Leveraging large language models for cybersecurity compliance, in: 2024 IEEE European Symposium on Security and Privacy Workshops (EuroS&PW), IEEE. pp. 496–503.
- Scrut Automation, 2024. Soc 2 compliance timeline: How long does it really take? URL: <https://www.scrut.io/hub/soc-2/soc-2-compliance-timeline>. Accessed: 2026-02-25.
- Sekwenz, M.T., Gsenger, R., Stocker, V., Gornemann, E., Talypova, D., Parkin, S., Greminger, L., Smaragdakis, G., 2025. Can't llms do that? supporting third-party audits under the dsa: Exploring large language models for systemic risk evaluation of the digital services act in an interdisciplinary setting, in: Adjunct Proceedings of the 4th Annual Symposium on Human-Computer Interaction for Work, pp. 1–12.
- Slapničar, S., Vuko, T., Čular, M., Drašček, M., 2022. Effectiveness of cybersecurity audit. *International Journal of Accounting Information Systems* 44, 100548.
- Tummala, V., Incelezan, D., 2025. Autonomous agents and policy compliance: A framework for reasoning about penalties. *Theory and Practice of Logic Programming*, 1–30.
- Vielberth, M., Böhm, F., Fichtinger, I., Pernul, G., 2020. Security operations center: A systematic study and open challenges. *Ieee Access* 8, 227756–227779.
- Watkins, S., 2022. ISO/IEC 27001: 2022: An introduction to information security and the ISMS standard.
- Xiao, X., Paradkar, A., Thummalapenta, S., Xie, T., 2012. Automated extraction of security policies from natural-language software documents, in: Proceedings of the ACM SIGSOFT 20th International Symposium on the Foundations of Software Engineering, pp. 1–11.

A. Coverage Annotation Rubric

This appendix formalizes the rubric used for expert ground truth construction. Annotations were performed by domain experts with prior experience in cybersecurity governance and policy auditing. Each control was evaluated based on the presence, specificity, and enforceability of aligned policy evidence.

1. Fully Covered

- Explicit articulation of control objective
- Clearly defined scope and applicability
- Assigned responsibility or ownership

- Defined enforcement, oversight, or review mechanism
- Procedural or operational guidance supporting implementation

2. Partially Covered

- Implicit or incomplete articulation of control intent
- Missing or ambiguously defined responsibility assignment
- Lacking enforcement or review specification
- Insufficient procedural clarity
- Coverage limited to high-level policy statements

3. Not Covered

- No substantive policy text aligned with control intent
- References present but unrelated to control requirements

In cases of ambiguity, annotators adopted a conservative interpretation, defaulting to *Partially Covered* unless explicit and enforceable policy evidence was present. Disagreements were resolved through discussion and adjudication to ensure labeling consistency.

B. Prompt Templates

The following prompt templates operationalize the reasoning stages of PROPARAG. Each prompt is role-specific and enforces structured outputs to ensure reproducibility, audit traceability, and consistent coverage classification across backbone models.

B.1. Coverage Judgment

Purpose: Determine the degree of compliance of a security control and assign a corresponding level of coverage. This prompt evaluates whether the retrieved policy evidence sufficiently satisfies a given security control. The model is instructed to apply strict, evidence-grounded reasoning and classify the control into one of three mutually exclusive categories: FULLY_COVERED, PARTIALLY_COVERED, or NOT_COVERED. The structured output format enforces consistent status labeling, confidence estimation, and explicit justification.

B.2. Gap Detection

Purpose: Identify specific policy-level compliance gaps. This prompt analyzes controls labeled PARTIALLY_COVERED or NOT_COVERED and extracts concrete deficiencies in the policy text. The agent is instructed to identify missing elements, incomplete governance provisions, or ambiguities that prevent full compliance. Outputs are structured to isolate actionable policy-level deficiencies rather than technical implementation details.

System Prompt for Coverage Judgment

You are a cybersecurity compliance auditor expert. Your task is to determine whether an organizational policy adequately covers a security control.

Analyze the control requirements and the policy evidence provided, then make a judgement:

- FULLY_COVERED: The policy explicitly addresses all key aspects of the control with sufficient detail
- PARTIALLY_COVERED: The policy mentions the control area but lacks completeness, specificity, or enforcement details
- NOT_COVERED: The policy does not address this control adequately

Provide your analysis in the following format:

STATUS: [FULLY_COVERED|PARTIALLY_COVERED|NOT_COVERED]

CONFIDENCE: [0.0-1.0]

REASONING: [Detailed explanation of your judgement]

Be strict but fair. Evidence must be concrete and specific.

User Prompt for Coverage Judgment

Evaluate policy coverage for the following security control:

CONTROL ID: {control.control_id}

CONTROL NAME: {control.control_name}

FAMILY: {control.family}

CONTROL REQUIREMENT:

{control.control_text}

CONTROL INTENT:

{control.intent}

EXPECTED POLICY ELEMENTS:

{expected}

ORGANIZATIONAL POLICY EVIDENCE:

{evidence_text}

Based on this evidence, determine the coverage status.

B.3. Recommendation

Purpose: Generates actionable, policy-level recommendations

This prompt produces concrete, policy-focused remediation guidance for identified compliance gaps. The model is constrained to generate specific, actionable, and governance-aligned recommendations. Outputs include prioritization, rationale, and implementation guidance to support structured policy improvement efforts.

B.4. Explainability

Purpose: Produces human-readable explanations for audit results

To enhance transparency and audit defensibility, this prompt generates structured, human-readable explanations of coverage decisions. The model synthesizes control intent, policy evidence, and reasoning steps into concise narrative summaries suitable for compliance documentation and stakeholder communication.

B.5. Report Aggregation

Purpose: Aggregates all agent outputs into final audit report.

The final aggregation prompt synthesizes coverage statistics, identified gaps, recommendations, and quality scores into an executive-level audit summary. The generated report is structured for senior management, emphasizing business impact, governance implications, and high-level risk exposure. It provides a consolidated view of compliance posture, enabling informed decision-making and prioritization of remediation efforts.

B.6. Policy Quality Assessment

Purpose: Evaluate the overall quality of organizational policy

Beyond control-level compliance, this prompt evaluates the holistic quality of the organizational policy. Using aggregated audit statistics and sample findings, the agent assigns

System Prompt for Gap Detection

You are a cybersecurity compliance gap analyst. Your task is to identify specific, actionable gaps in policy coverage.

Use the following gap taxonomy:

1. Missing Control - The control is not addressed at all
2. Weak Specification - The control is mentioned but lacks sufficient detail
3. No Ownership Defined - No roles or responsibilities are specified
4. No Procedure - No operational procedure is defined
5. No Review Cycle - No periodic review or update process is mentioned
6. No Enforcement Mechanism - No enforcement, monitoring, or compliance checking is specified

For each gap, provide:

GAP_TYPE: [One of the above]

SEVERITY: [LOW|MEDIUM|HIGH]

EXPLANATION: [Specific explanation]

AFFECTED_ELEMENTS: [Comma-separated list of missing elements]

User Prompt for Gap Detection

Analyze the gaps in policy coverage for this control:

CONTROL: {control.control_id} - {control.control_name}

CONTROL REQUIREMENT: {control.control_text[:500]}...

INTENT: {control.intent}

EXPECTED ELEMENTS:

{expected_elements}

COVERAGE STATUS: {coverage.status.value}

COVERAGE REASONING: {coverage.reasoning}

POLICY EVIDENCE FOUND:

{evidence_snippets}

Identify specific gaps in the policy using the gap taxonomy. What is missing or weak?

quantitative scores across dimensions such as clarity, actionability, and governance maturity. This enables higher-level assessment of structural policy robustness.

System Prompt for Recommendation

You are a cybersecurity policy consultant. Generate concrete, actionable recommendations to improve organizational policies.

Your recommendations must be:

- POLICY-LEVEL (not technical implementation details)
- CONCRETE and SPECIFIC (not vague advice)
- ACTIONABLE (clear what to add/modify)
- ALIGNED with the control intent

For each recommendation, provide:

TITLE: [Short title]

PRIORITY: [LOW|MEDIUM|HIGH]

DESCRIPTION: [Detailed recommendation - what to add to the policy]

RATIONALE: [Why this matters]

IMPLEMENTATION_GUIDANCE: [How to implement this in the policy]

Separate multiple recommendations with "---".

User Prompt for Recommendation

SECTOR CONTEXT:

The organization operates in the {sector.value} sector.

{priorities}

Please tailor the TONE and EMPHASIS of your recommendations to address the specific risks and priorities of this sector.

Generate policy-level recommendations to address the following gaps:

CONTROL: {control.control_id} - {control.control_name}

INTENT: {control.intent}

{sector_context}

EXPECTED POLICY ELEMENTS:

{expected_elements}

IDENTIFIED GAPS:

{gaps_text}

Generate specific, actionable recommendations for improving the organizational policy to address these gaps.

System Prompt for Explainability

You are a compliance auditor explaining audit findings to stakeholders. Generate clear, professional explanations that are accessible to both technical and non-technical audiences.

Structure your explanation as follows:

SUMMARY: [Executive summary in 2-3 sentences]

GAP_EXPLANATION: [Why gaps exist and what's missing]

IMPACT: [Why these gaps matter - business and security impact]

RECOMMENDATION_RATIONALE: [How recommendations fix the issues]

EVIDENCE: [Key evidence citations]

Be concise, professional, and actionable.

User Prompt for Explainability

Explain the audit findings for this control to stakeholders:

CONTROL: {control.control_id} - {control.control_name}

INTENT: {control.intent}

SEVERITY: {control.severity}

COVERAGE STATUS: {coverage.status}

COVERAGE REASONING: {coverage.reasoning[:300]}

GAPS IDENTIFIED:

{gaps_summary}

RECOMMENDATIONS:

{rec_summary}

EVIDENCE FOUND:

{evidence_summary}

Generate a clear, professional explanation of these findings.

System Prompt for Report Aggregation

You are a senior compliance auditor writing executive summaries for C-level executives. Be concise, professional, and highlight business impact.

User Prompt for Report Aggregation

Generate an executive summary for a cybersecurity policy compliance audit.

FRAMEWORK: {framework.value}

TOTAL CONTROLS EVALUATED: {statistics['total_controls']}

COVERAGE:

- Fully Covered: {coverage_stats['fully_covered']} ({coverage_stats['fully_covered_pct']}%)
- Partially Covered: {coverage_stats['partially_covered']} ({coverage_stats['partially_covered_pct']}%)
- Not Covered: {coverage_stats['not_covered']} ({coverage_stats['not_covered_pct']}%)

GAPS IDENTIFIED:

- Total: {gap_stats['total']}
- High Severity: {gap_stats['high_severity']}
- Medium Severity: {gap_stats['medium_severity']}

RECOMMENDATIONS:

- Total: {rec_stats['total']}
- High Priority: {rec_stats['high_priority']}

POLICY QUALITY SCORE: {policy_quality.overall_score:.2f}/1.0

CRITICAL FINDINGS (Not Covered):

{critical_findings_text}

Write a professional executive summary (3-4 paragraphs) for senior management that:

1. Summarizes the audit scope and methodology
2. Highlights key findings and compliance level
3. Identifies critical risks and gaps
4. Provides high-level recommendations

System Prompt for Policy Quality Assessment

You are a policy quality assessor. Provide objective, quantitative assessments.

User Prompt for Policy Quality Assessment

Assess the quality of an organizational cybersecurity policy based on audit results.

AUDIT STATISTICS:

- Total controls evaluated: {total_controls}
- Fully covered: {fully_covered} ($\frac{\text{fully_covered}}{\text{total_controls}} \times 100$:.1f)%
- Partially covered: {partially_covered} ($\frac{\text{partially_covered}}{\text{total_controls}} \times 100$:.1f)%
- Not covered: {total_controls - fully_covered - partially_covered}

SAMPLE COVERAGE FINDINGS:

{reasonings_text}

Assess the policy on these dimensions (score 0.0-1.0):

- CLARITY: [0.0-1.0] - How clear and understandable is the policy?
- ACTIONABILITY: [0.0-1.0] - How actionable and specific are the requirements?
- GOVERNANCE_MATURITY: [0.0-1.0] - How mature is the governance framework?

INSIGHTS: [3-5 key insights about policy strengths and weaknesses]