
ShellfishNet: A Domain-Specific Benchmark for Visual Recognition of Marine Molluscs

Ziheng Zhou
IT College,
Shanghai Ocean University
zihengzhouac@outlook.com

Yang Wang
Fudan University
fdwy@fudan.edu.cn

Nan Wang
DP Technology
wangnan411570@gmail.com

Chengliang Wu
IT College,
Shanghai Ocean University
clwu@shou.edu.cn

Jun Yan*
IT College,
Shanghai Ocean University
yanjun@ieee.org

Abstract

The decline of global shellfish biodiversity poses a severe threat to coastal ecosystems. Although artificial intelligence (AI) technologies show potential for automated ecological monitoring, existing marine benthic datasets often lack adaptation to the complexities of real underwater environments (e.g., variable lighting conditions and diverse species postures), posing challenges for the robust generalization of vision models in practical ecological monitoring. To address this problem, we construct ShellfishNet, a comprehensive image benchmark dataset designed specifically for real-world ecological monitoring constraints. Comprising 8,691 images across 32 taxa, this dataset includes a curated subset annotated with descriptive captions. It is constructed through field photography and web scraping, encompassing samples from complex real-world environments. Based on this benchmark, we systematically evaluate 80 representative neural network models, including Convolutional Neural Networks (CNNs), Vision Transformers (ViTs), State Space Models (SSMs), and Self-Supervised Learning (SSL) methods. Furthermore, we evaluate the performance of fine-grained visual categorization (FGVC) models and investigate the image captioning capabilities of several mainstream multimodal large language models (MLLMs). Meanwhile, we introduce image corruption benchmark tests to simulate common underwater degradation scenarios (turbidity, severe weather) and assess the robustness of vision models, enabling trustworthy decisions on ecological protection in the wild. ShellfishNet is dedicated to providing a data foundation and a model-evaluation benchmark for the intelligent monitoring of benthic organisms.

1 Introduction

The management of nearshore waters and benthic ecosystems is crucial for maintaining both global biodiversity and coastal economies. Acquiring detailed knowledge about shellfish and supporting their conservation plays a fundamental role in the resilience mechanisms of coastal ecosystems [26]. For instance, the biogenic calcium carbonate derived from bivalve shells mitigates ocean acidification and enhances resistance to environmental stress, allowing ecosystems to maintain functions such as net primary productivity even under severe eutrophication. Economically, offshore shellfish aquaculture,

*Jun Yan is the corresponding author

which includes Mediterranean mussel farming, represents a coastal industry of substantial economic value [50].

Maintaining the delicate ecological resilience requires early, proactive monitoring to enable timely interventions and adaptive strategies that sustain ecosystem functions. However, classical benthic monitoring relies heavily on specialized taxonomic expertise for morphological identification. This labor-intensive and time-consuming process creates a bottleneck, inherently limiting its scalability for broad-scale ecological assessments [3]. In recent years, rapid advances in computer vision technologies have created substantial opportunities for automated census in ecology. Specifically, the emergence of foundation models has demonstrated robust general visual understanding capabilities [101]. Unlike common terrestrial targets, marine benthic organisms exhibit high intra-class variance and minute inter-class variance. Preliminary explorations indicate that when confronted with specialized marine species lacking distinct semantic contexts and exhibiting high morphological similarity, state-of-the-art general-purpose foundation models often exhibit severe “domain knowledge deficits” [94]. The lack of fine-grained expertise restricts the utility of artificial intelligence technologies in supporting effective marine conservation initiatives. Furthermore, the complex and variable wild environment, including water turbidity, dynamic lighting, and adverse weather, will degrade image quality and further compromise the robustness of model recognition.

The root cause of this disparity lies in the scarcity of high-quality, domain-specific benchmarks. Existing marine benthic datasets predominantly feature samples captured under controlled or ideal conditions, failing to adequately reflect the complexity of real-world field environments [61]. Consequently, vision models trained on these datasets often struggle to achieve robustness when confronted with common practical challenges in actual monitoring scenarios, such as natural lighting variations, adverse weather, complex habitat backgrounds, and uncontrolled species postures. While recent efforts have attempted to address this data scarcity within the broader aquatic domain, they do not capture the specialized challenges of benthic environments. For instance, the FishNet benchmark provides a massive repository of 94,532 images encompassing 17,357 aquatic species, organized according to biological taxonomy [45, 46]. FishNet advances the field by incorporating images with diverse sizes, resolutions, and illuminations. It is the first dataset to enable deep learning-based prediction of functional ecological traits, such as habitat and nutritional value, directly from visual data. However, despite its unprecedented scale and taxonomic diversity, FishNet predominantly targets broader fish populations rather than the highly specialized, visually cryptic benthic shellfish. The unique morphological subtleties, extreme intra-class variance, and intricate habitat camouflage characteristic of marine shellfish remain underrepresented in such generalized aquatic benchmarks.

To address such a research problem, we introduce a domain-specific benchmark for the visual recognition and description of marine shellfish. Fig. 1 presents the overview of ShellfishNet, encompassing the construction of a dataset and the subsequent benchmarking of image classification and multimodal captioning for ecological conservation. We introduce an image dataset designed to reflect the practical visual variability encountered in coastal shellfish identification, spanning ecological field observation, aquaculture, and post-harvest scenarios. Comprising 8,691 images across 32 taxa, ShellfishNet is constructed through a combination of field photography and web scraping to capture samples. Based on the proposed dataset, we construct a large-scale benchmark on 80 state-of-the-art computer vision models. These evaluations encompass a diverse array of paradigms, including Convolutional Neural Networks (CNNs) [37], Vision Transformers (ViTs) [25], State Space Models (SSMs) [62], Self-Supervised Learning (SSL) frameworks, and Multimodal Learning Models [71]. Furthermore, to move beyond the limitations of coarse-grained categorical classification, we augment a curated subset of ShellfishNet with descriptive text captions. While traditional discrete labels restrict analysis to taxa identification, natural language descriptions provide rich semantic context by explicitly articulating fine-grained visual features within the complex scenes. By coupling these images with detailed textual descriptions, we establish a domain-specific testbed for vision–language alignment in shellfish identification. This augmentation facilitates research on multimodal ecological understanding, laying the groundwork for evaluating multimodal large language models (MLLMs) on more complex tasks, such as text-to-image retrieval and zero-shot visual reasoning in marine environments.

The main contributions of this work are as follows:

- **A Comprehensive Multi-scenario Benchmark.** We construct ShellfishNet, a new image dataset comprising 8,691 images across 32 taxa. By combining controlled specimen photography with curated in-the-wild web imagery, it reflects the visual complexities encountered

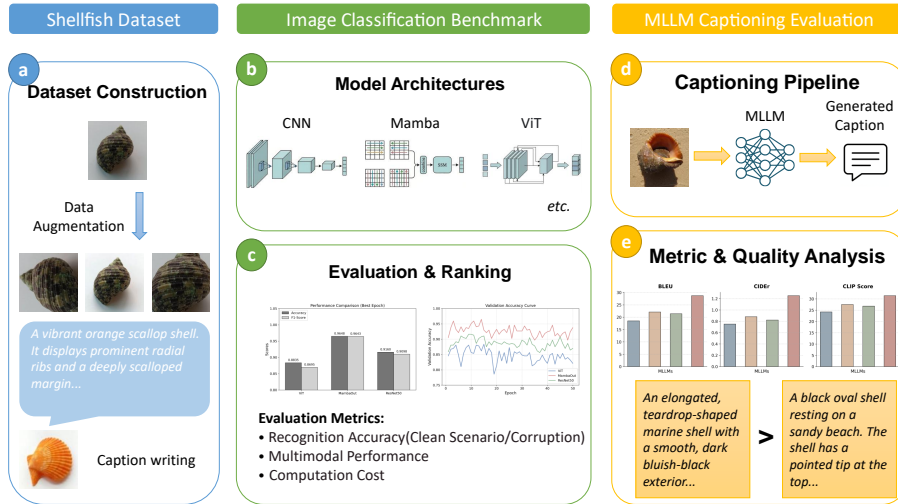


Figure 1: Overview of the ShellfishNet dataset and its benchmarking framework. The workflow (left) illustrates the construction of a comprehensive dataset covering 32 shellfish taxa, while the subsequent pipelines (center and right) summarize systematic evaluations for image classification and multimodal captioning. Together, they demonstrate ShellfishNet’s capacity to provide a robust data foundation and an algorithmic evaluation standard for ecological conservation.

along the full coastal-management pipeline, including natural lighting variations, complex habitat backgrounds, harvesting environments, and post-capture handling scenes.

- **Detailed Model Evaluation.** We systematically evaluate 80 representative neural network models, establishing robust baselines across CNNs, ViTs, SSMs, and SSL architectures. Furthermore, we provide a performance analysis of fine-grained visual categorization (FGVC) models tailored to the nuanced morphological differences among shellfish taxa.
- **Exploration of Multimodal Ecological Reporting.** Moving beyond image classification, we explore the image captioning capabilities of mainstream MLLMs using a curated subset of our dataset annotated with descriptive captions. It demonstrates the potential of multimodal technology for ecological environment governance.

2 Related Work

The continuous development of specialized, large-scale natural datasets has fundamentally driven advancements in computer vision. Widely recognized benchmarks in the community, such as the natural-world-focused CUB-200-2011 [89] and large-scale iNaturalist [86], alongside general datasets like Stanford Cars [47], have established standard evaluation protocols and spurred algorithmic advancements. Building on these foundational datasets, the marine biological domain has increasingly recognized the need for dedicated visual corpora to support biodiversity conservation. Recent efforts in the broader field of aquatic classification have focused on biological taxonomy. For instance, to address the historical lack of species diversity in earlier benchmarks, the FishNet dataset [45] introduces a massive corpus of 94,532 images spanning 17,357 aquatic species. This dataset is organized from the class level down to the species level and is uniquely enriched with ecological functional traits. Furthermore, the AquaOVV255 dataset provides a diverse collection of marine organisms [51]. However, shellfish are collected and labeled merely as a subset of invertebrates without paying special attention to the particularity of shellfish.

Within the more specialized context of marine shell and organism recognition, early work focused on compiling targeted benchmarks to evaluate visual descriptors and classifiers. Zhang et al. [110] constructed a large-scale dataset comprising 7,894 shell species, which highlighted the immense visual diversity within this sub-domain. However, marine datasets inherently face specific data-centric challenges, most notably long-tailed class imbalance and extreme intra-class visual similarities.

These data challenges have motivated the proposal of specialized architectures, such as FLNet [112], which address skewed data distributions, and attention-based models like SwinFishNet [28]. The effectiveness of these algorithmic solutions remains fundamentally bottlenecked by the availability of robust, domain-specific data benchmarks.

Despite notable progress in large-scale aquatic taxonomy, most existing datasets emphasize general species classification and often overlook specific ecological contexts crucial for real-world deployments. A recent data-centric advancement addressing this limitation is the BackHome19K dataset [85], which provides an annotated image corpus of 516 mollusk species. Unlike purely taxonomic benchmarks, BackHome19K is specifically designed to infer coast-level geographic provenance. Nevertheless, a rigorously curated dataset dedicated exclusively to the highly specialized fine-grained categorization of seashell species, coupled with a standardized architectural benchmark, remains largely absent from the literature. To bridge this gap, we introduce a novel, annotated dataset comprising 32 distinct shell classes. Building upon this dataset, we benchmark 80 distinct visual classification models and evaluate the capabilities of advanced multimodal models, establishing a baseline for integrating these technologies into environmental protection efforts.

3 Benchmark Pipeline Design

ShellfishNet is designed as a domain-specific benchmark for evaluating visual recognition models under the visual variability encountered in practical shellfish identification and coastal monitoring scenarios. Rather than relying solely on images captured under controlled laboratory conditions, we construct the dataset from two complementary sources: standardized specimen photography and in-the-wild imagery. This design allows the benchmark to cover both fine-grained morphological cues and complex background variations, including cluttered coastal scenes, harvesting environments, and post-capture handling scenarios.

3.1 Image Collection and Categorization

To obtain reliable morphological references, we first photograph acquired shellfish specimens under controlled conditions. Each specimen is captured against a clean background from multiple viewpoints, so that shell shape, texture, color patterns, and other discriminative anatomical characteristics can be clearly recorded. These images provide high-quality visual baselines for distinguishing visually similar taxa.

To complement the controlled images, we further collect in-the-wild images from publicly accessible online sources. These images feature diverse visual conditions, including natural coastal backgrounds, occlusions, changes in illumination, scale variations, viewpoint changes, and market or harvesting scenes. Such images are included to better approximate the domain shift between laboratory-style datasets and practical deployment environments.

All collected images are then subjected to a multi-stage curation process. We remove irrelevant images, severely degraded samples, near-duplicate images, and images in which the target organism cannot be reliably identified. The remaining images are manually assigned to 32 shellfish taxa that are commonly encountered in coastal ecological conservation, aquaculture, and monitoring applications. To reduce label noise, taxonomic labels are verified according to visible morphological evidence and, when necessary, cross-checked by multiple annotators.

3.2 Data Augmentation for Real-World Complexity

A critical challenge in automated ecological monitoring is the severe environmental variability encountered in the wild. To directly address this and evaluate the robustness of modern vision models, we apply an offline data augmentation pipeline to the collected raw images.

Rather than simply increasing the dataset size, these augmentations are specifically designed to simulate the physical constraints and diverse conditions of real-world monitoring (see Appendix C):

- **Geometric Transformations:** Operations such as random rotation and cropping are applied to mimic varying camera viewpoints, distances, and the unconstrained orientations of shellfish found on different surfaces or during field sampling.

4 Experiments

Based on the ShellfishNet dataset, we establish two main benchmark tasks to evaluate the performance of modern vision models in complex real-world environments: 1) Shellfish Classification, and 2) Shellfish Image Captioning. For each task, we evaluate representative state-of-the-art models to demonstrate the dataset’s validity and to characterize the remaining visual recognition challenges. Throughout our experiments, we split the dataset into 80:20 for training and validation, respectively, to ensure a consistent evaluation protocol.

4.1 Shellfish Classification

Benchmark Settings. To construct a comprehensive and robust evaluation benchmark, we investigate 80 representative neural network architectures, encompassing CNNs, ViTs, SSMs, SSL backbones, and specialized FGVC models.

To ensure fair comparisons, all networks are trained using a unified optimization protocol. We employ the AdamW optimizer with an initial learning rate of $1e-4$ and a weight decay of $1e-4$. All models are trained for 50 epochs with a batch size of 32. To simulate the complex variations inherent to real-world benthic environments, including fluctuating illumination and diverse species postures, we apply a data augmentation pipeline during training. This pipeline includes resizing images to 256×256 , followed by random resized cropping to 224×224 , random horizontal flipping, random rotation within a 15° range, and color jittering (brightness and contrast adjustments of 0.1). Finally, standard ImageNet normalization is applied to all input images.

Results. The classification performance of the evaluated models is summarized in Table 1. Comparing these 80 architectures reveals two findings regarding visual recognition in complex environments.

Firstly, hierarchical ViTs and modern macro-architectures demonstrate an advantage over early isotropic models. Notably, MambaOut [103] achieves the highest accuracy at 96.47%. Given that MambaOut omits the core SSM sequence-modeling module, its superior performance suggests that advanced macro-architectural designs are effective for this fine-grained recognition task. Similarly, multi-scale and hybrid Transformers, such as MViTv2-T [54] (95.66%) and MaxViT-T [84] (95.39%), dominate the top tier. Conversely, early vanilla Transformers (e.g., ViT [25] at 88.35% and BEiT [5] at 86.18%) exhibit lower performance. This suggests that the presence of localized inductive biases is beneficial for extracting fine-grained morphological traits within our standard data split.

Secondly, modern design paradigms noticeably enhance the capability of CNNs. While earlier models like VGG [75] (89.43%) and ResNet-50 [37] (91.59%) yield competitive yet lower results, modernized CNNs, such as ConvNeXt [64] (95.12%) and ConvFormer-S18 [105] (95.12%), effectively narrow the performance gap with Vision Transformers. This improvement indicates that modernizing the convolutional pipeline through optimized spatial feature aggregation and refined macro-architectural proportions remains an effective strategy for capturing the distinguishing features of benthic shellfish.

These results suggest that modern architectural designs, such as hierarchical attention and modernized convolutional pipelines, are well-suited for fine-grained shellfish recognition under our benchmark conditions, providing competitive baselines for downstream applications in coastal monitoring.

We also present a study on long-tailed recognition performance. Natural coastal ecosystems inherently present class imbalances, which influence representation learning. Specifically, the long-tail subset in this evaluation is explicitly defined as the 5 categories with the fewest images. Fig. 3 illustrates that observable performance differences exist among representative architectures when evaluated under this long-tailed distribution. These variations across models indicate that different architectural designs process rare species differently. Enhancing generalization for the minority class is a meaningful step toward broader marine environmental protection.

4.2 Shellfish Image Captioning

Subset Construction and Ground Truth. To evaluate the descriptive capabilities of modern multimodal models, we curate a challenging benchmark subset comprising 500 images sampled from the ShellfishNet dataset. This subset is specifically selected to encompass a wide range of complex

Table 1: Comparison of model accuracy on the classification task. Models are sorted by accuracy in descending order.

Model	Accuracy (%)	Model	Accuracy (%)
MambaOut [103]	96.47	DPN-68 [17]	91.87
MViTv2-T [54]	95.66	GhostNetV2-100 [80]	91.87
MaxViT-T [84]	95.39	HGNet-S [23]	91.59
GCViT-XT [35]	95.12	SelecSLS-42B [67]	91.59
ConvNeXt [64]	95.12	ResNet-50 [37]	91.59
ConvFormer-S18 [105]	95.12	DenseNet [44]	91.32
Sequencer2D-S [81]	94.85	MoCoV2 [15]	91.32
BioCLIP [77]	94.85	PNASNet-5-Large [57]	91.06
CoaT-Lite-S [97]	94.85	HRNet-W18 [92]	91.06
SigLIP (ViT-B) [108]	94.58	RepVGG [24]	91.06
EdgeNeXt-B [66]	94.58	SwAV [9]	91.06
ResNeSt-50d [109]	94.31	RepGhostNet-1.0x [11]	90.79
Twins-PCPVT-S [22]	94.04	EVA-02-CLIP [29]	90.79
PVTv2-B2 [93]	94.04	ResNet-18d [39]	90.79
NextViT-S [52]	94.04	Inception-v3 [78]	90.51
RegNet [72]	94.04	SwiftFormer-S [74]	90.51
CSPResNet-50 [91]	93.76	DINO [10]	90.51
EfficientNetV2 [79]	93.76	DLA-60 [102]	90.24
Fine-R1 [36]	93.76	SwinV2 [63]	90.24
VMamba [62]	93.76	Res2Net-50 [30]	89.97
MetaCLIP [96]	93.76	ResMLP-12 [83]	89.70
TinyViT-21M [95]	93.49	XCiT-S [11]	89.43
LeViT-256 [32]	93.22	VGG [75]	89.43
FocalNet-S [100]	93.22	Xception [21]	89.43
ConViT-S [27]	93.22	MoCoV3 [16]	89.15
PoolFormer-S12 [104]	93.22	DINOv2 [69]	88.88
CLIP [71]	93.22	TNT-S [34]	88.62
FasterNet-T2 [12]	92.95	VOLO-D1 [106]	88.35
MobileNetV3 [43]	92.95	TResNet-M [73]	88.35
CaiT-XXS24 [82]	92.68	ViT [25]	88.35
Vision Mamba [113]	92.68	StarNet-S2 [65]	88.08
EfficientFormer-L1 [55]	92.41	gMLP-S16 [58]	87.80
EfficientViT-B1 (MIT) [8]	92.41	Visformer-S [20]	86.72
FastViT-SA24 [87]	92.41	ReXNet-1.0x [33]	86.45
BoTNet-26t [76]	92.41	VoVNet-39b [49]	86.18
LambdaResNet-26t [6]	92.41	BEiT [5]	86.18
SimCLRv2 [14]	92.41	SHViT-S1 [107]	85.09
NFNet-F0 [7]	92.14	PiT-XS [41]	83.74
MoCoV1 [38]	92.14	SKNet-18 [53]	83.47
SimCLR [13]	92.14	RepViT-M1.0 [90]	82.11

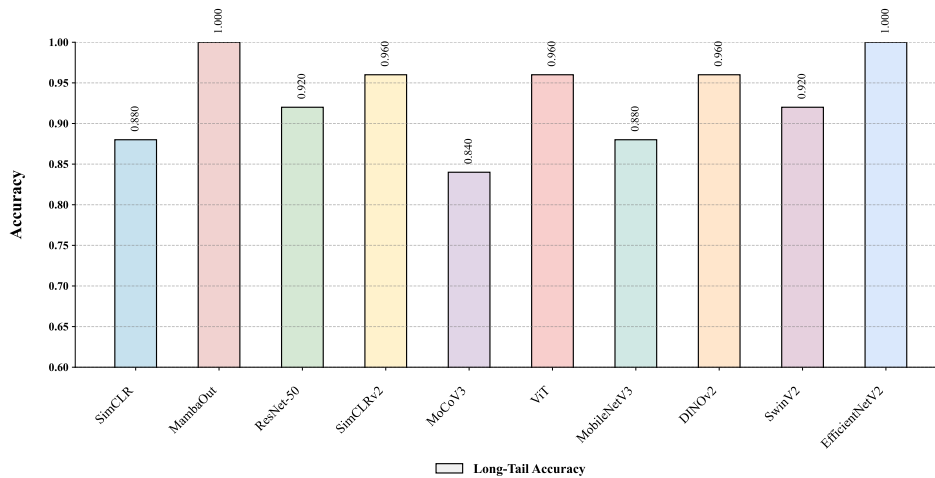


Figure 3: Comparison of long-tail classification accuracy across various models. The bar chart illustrates the performance variability when evaluating ten representative architectures on the dataset’s long-tailed distribution.

real-world conditions for model evaluation, including diverse lighting conditions, complex scenes, and varying background environments.

Table 2: Quantitative evaluation results on the Shellfish Image Captioning subset. Models are evaluated across Semantic Equivalence (BERTScore) and Cross-Modal Alignment (CLIP Score). Note that long-text penalties severely distort traditional NLG metrics (e.g., BLEU, CIDEr) and are therefore omitted from this primary comparison.

Model	BERTScore-P	BERTScore-R	BERTScore-F1	CLIP Score
Qwen2_2B [98]	0.8819	0.8232	0.8515	0.3326
Qwen2_7B [98]	0.8846	0.8355	0.8593	0.3296
Qwen2.5_3B [99]	0.8787	0.8352	0.8564	0.3292
Qwen2.5_7B [99]	0.8877	0.8627	0.8750	0.3136
LLaVA_1.5_7B [59]	0.8752	0.8154	0.8442	0.3253
LLaVA_1.6_Mistral_7B [60]	0.8789	0.8387	0.8583	0.3213
IDEFICS2_8B [48]	0.8863	0.7925	0.8367	0.3245
InternVL2_4B [19]	0.8812	0.8520	0.8663	0.3141
InternVL2_8B [19]	0.8799	0.8438	0.8615	0.3217
InternVL2.5_4B [19, 18]	0.8941	0.8495	0.8712	0.3168
InternVL2.5_8B [19, 18]	0.8830	0.8433	0.8627	0.3283
Gemini 3.1 Pro [31]	0.8990	0.9023	0.9006	0.2977
GPT-5.4 [68]	0.8940	0.8822	0.8880	0.3056

To establish high-quality, objective, and detailed reference captions for this subset, human experts annotate with the assistance of Qwen3.6-Plus [2], a state-of-the-art black-box multimodal large language model. To ensure maximum scientific rigor, we design a specialized generation pipeline. For each image, the model is prompted to act as a marine biologist, given the verified taxonomic species name as a grounding prior, and asked to describe the visual content. The caption generation is constrained to strictly analyze four professional dimensions: 1) *Morphology* (e.g., overall shell shape, viewing angle, and proportions); 2) *Color & Texture* (e.g., primary colors, surface patterns, radial ribs, and growth lines); 3) *Anatomical Features* (e.g., visible soft tissues such as tentacles, foot, or mantle); and 4) *Environment & Background* (e.g., lighting conditions and surrounding habitat context).

Furthermore, to mitigate the common hallucination issue inherent in Large Vision-Language Models, the prompt explicitly mandates that if specific features are absent, the model must output “Not visible in the image” rather than inventing details. The generation process is executed with a low temperature setting ($\tau = 0.1$) to reduce stochastic variation. We note that low temperature alone does not eliminate factual errors, which is why human annotators have subsequently reviewed all captions.

Evaluation Protocol. To benchmark the fine-grained visual comprehension and descriptive capabilities of modern MLLMs in complex environments, we select 13 representative state-of-the-art models. These encompass a diverse range of architectures and parameter scales, specifically including the Qwen series (Qwen2-2B/7B [98], Qwen2.5-3B/7B [99]), LLaVA series (LLaVA-1.5-7B [59], LLaVA-1.6-Mistral-7B [60]), InternVL series (InternVL2-4B/8B [19], InternVL2.5-4B/8B [19, 18]), and IDEFICS2-8B [48], as well as closed-source and commercial models, including Gemini 3.1 Pro [31] and GPT-5.4 [68].

For a multifaceted assessment of the generated captions against our curated ground truth, we deploy a comprehensive suite of evaluation metrics spanning three distinct dimensions: 1) *Lexical and Syntactic Matching*: We utilize standard n-gram-based natural language generation (NLG) metrics, including BLEU (1-4) [70], METEOR [4], ROUGE-L [56], and CIDEr [88]. These metrics primarily quantify the structural overlap, term frequency, and n-gram consensus between the predictions and reference texts. 2) *Semantic Equivalence*: Recognizing the limitations of rigid lexical matching in evaluating generative models, we incorporate BERTScore [111] (reporting Precision, Recall, and F1). This metric leverages pre-trained language representations to compute deep semantic similarity, rendering the evaluation more robust to paraphrasing and synonymous variations. 3) *Cross-Modal Alignment*: To ensure that the generated descriptions are fundamentally anchored to the actual visual content rather than relying on language priors or hallucinations, we compute the CLIP Score [42]. This directly evaluates cosine similarity between image and predicted text embeddings, serving as a critical indicator of visual-semantic faithfulness.

Quantitative Results. The quantitative performance of the 13 evaluated MLLMs is summarized in Table 2 and visually compared in Fig. 4.

To circumvent the limitations of exact string matching, we emphasize BERTScore-F1 as a more reliable indicator of deep semantic equivalence for fine-grained descriptions. As shown in Table 2, leading proprietary models demonstrate superior capabilities in capturing the semantic essence of

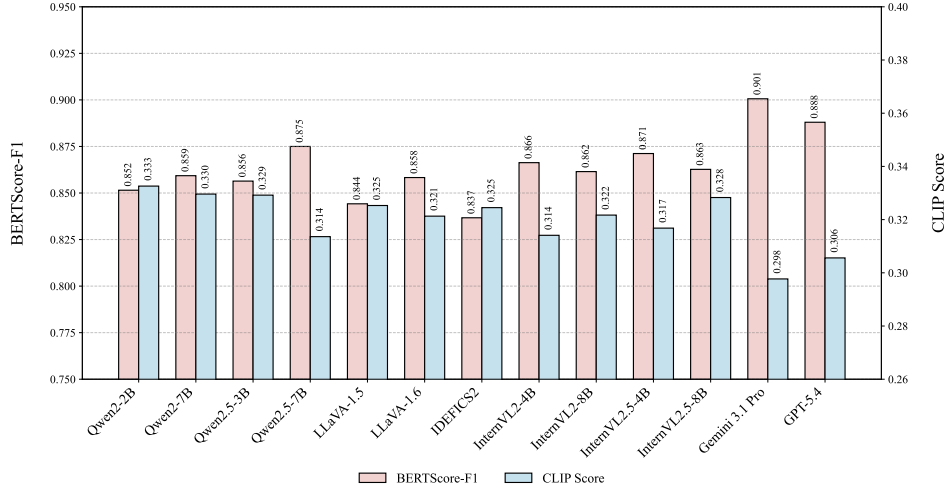


Figure 4: Quantitative comparison of BERTScore-F1 and CLIP Score for the evaluated MLLMs. While CLIP score provides a basic measure of visual grounding, the inherent token limits of its text encoder often lead to evaluation artifacts in long-form descriptions. In contrast, BERTScore-F1 offers a more consistent reflection of semantic accuracy across different model scales.

benthic species, with Gemini 3.1 Pro achieving the highest overall semantic alignment (BERTScore-F1: 0.9006), followed by GPT-5.4 (0.8880). Among the open-weight models, Qwen2.5-7B exhibits the strongest performance (0.8750), closely followed by InternVL2.5-4B (0.8712).

Furthermore, we evaluate cross-modal alignment using the CLIP Score. However, it is crucial to interpret these results with caution due to the strict input token limit of the standard CLIP text encoder. This bottleneck introduces an evaluation distortion for our exhaustive, multi-dimensional captions. Consequently, models that generate shorter or heavily front-loaded descriptions (e.g., Qwen2-2B at 0.3326) may artificially yield higher CLIP scores than models that produce comprehensive, structurally complete analyses, which are inevitably truncated. This evaluation artifact is notably exacerbated in advanced proprietary models: despite their superior semantic richness, as demonstrated by BERTScore, both Gemini 3.1 Pro (0.2977) and GPT-5.4 (0.3056) yield lower CLIP scores due to their highly detailed, lengthy generations. Thus, the CLIP score primarily serves to verify basic visual grounding, while semantic metrics like BERTScore provide a more effective and reliable approach for assessing the detailed completeness and accuracy of long-form ecological descriptions.

5 Conclusions and Future Work

This study introduces ShellfishNet, a specialized benchmark of 8,691 images across 32 taxa tailored for authentic marine ecological monitoring. By systematically evaluating representative vision architectures, we demonstrate that hierarchical ViTs (e.g., MViTv2) and modern macro-architectural designs (e.g., MambaOut) achieve superior robustness under severe visual degradations (Appendix B). In contrast, early isotropic Transformers (e.g., ViT) and legacy convolutional networks (e.g., VGG) remain comparatively vulnerable to such visual interferences. Furthermore, our investigation of 13 MLLMs underscores the need for meaningful semantic-level metrics, such as BERTScore, for ecological reporting in real-world applications. While current models show promise, persistent issues such as visual hallucinations and deficient numerical reasoning in complex scenes remain. Thus, future work will prioritize mitigating these domain-specific knowledge deficits to enhance visual reasoning and support more effective biodiversity conservation. Beyond benchmarking, we view on-device deployment of lightweight ShellfishNet-trained models on edge sensors as a promising direction for continuous, low-cost ecological monitoring. We leave a systematic study of latency, memory, and energy trade-offs to future work.

References

- [1] Alaaeldin Ali, Hugo Touvron, Mathilde Caron, Piotr Bojanowski, Matthijs Douze, Armand Joulin, Ivan Laptev, Natalia Neverova, Gabriel Synnaeve, Jakob Verbeek, et al. Xcit: Cross-covariance image transformers. *Advances in neural information processing systems*, 34: 20014–20027, 2021.
- [2] Alibaba Cloud. Qwen 3.6 plus: A large language model api. <https://dashscope.aliyun.com/>, 2026.
- [3] Donald J Baird and Mehrdad Hajibabaei. Biomonitoring 2.0: a new paradigm in ecosystem assessment made possible by next-generation dna sequencing, 2012.
- [4] Satanjeev Banerjee and Alon Lavie. Meteor: An automatic metric for mt evaluation with improved correlation with human judgments. In *Proceedings of the acl workshop on intrinsic and extrinsic evaluation measures for machine translation and/or summarization*, pages 65–72, 2005.
- [5] Hangbo Bao, Li Dong, Songhao Piao, and Furu Wei. Beit: Bert pre-training of image transformers. *arXiv preprint arXiv:2106.08254*, 2021.
- [6] Irwan Bello. Lambdanetworks: Modeling long-range interactions without attention. *arXiv preprint arXiv:2102.08602*, 2021.
- [7] Andy Brock, Soham De, Samuel L Smith, and Karen Simonyan. High-performance large-scale image recognition without normalization. In *International conference on machine learning*, pages 1059–1071. PMLR, 2021.
- [8] Han Cai, Junyan Li, Muyan Hu, Chuang Gan, and Song Han. Efficientvit: Multi-scale linear attention for high-resolution dense prediction. *arXiv preprint arXiv:2205.14756*, 2022.
- [9] Mathilde Caron, Ishan Misra, Julien Mairal, Priya Goyal, Piotr Bojanowski, and Armand Joulin. Unsupervised learning of visual features by contrasting cluster assignments. *Advances in neural information processing systems*, 33:9912–9924, 2020.
- [10] Mathilde Caron, Hugo Touvron, Ishan Misra, Hervé Jégou, Julien Mairal, Piotr Bojanowski, and Armand Joulin. Emerging properties in self-supervised vision transformers. In *Proceedings of the IEEE/CVF international conference on computer vision*, pages 9650–9660, 2021.
- [11] Chengpeng Chen, Zichao Guo, Haien Zeng, Pengfei Xiong, and Jian Dong. Repghost: A hardware-efficient ghost module via re-parameterization. *arXiv preprint arXiv:2211.06088*, 2022.
- [12] Jierun Chen, Shiu-hong Kao, Hao He, Weipeng Zhuo, Song Wen, Chul-Ho Lee, and S-H Gary Chan. Run, don’t walk: chasing higher flops for faster neural networks. In *Proceedings of the IEEE/CVF conference on computer vision and pattern recognition*, pages 12021–12031, 2023.
- [13] Ting Chen, Simon Kornblith, Mohammad Norouzi, and Geoffrey Hinton. A simple framework for contrastive learning of visual representations. In *International conference on machine learning*, pages 1597–1607. PmLR, 2020.
- [14] Ting Chen, Simon Kornblith, Kevin Swersky, Mohammad Norouzi, and Geoffrey E Hinton. Big self-supervised models are strong semi-supervised learners. *Advances in neural information processing systems*, 33:22243–22255, 2020.
- [15] Xinlei Chen, Haoqi Fan, Ross Girshick, and Kaiming He. Improved baselines with momentum contrastive learning. *arXiv preprint arXiv:2003.04297*, 2020.
- [16] Xinlei Chen, Saining Xie, and Kaiming He. An empirical study of training self-supervised vision transformers. In *Proceedings of the IEEE/CVF international conference on computer vision*, pages 9640–9649, 2021.
- [17] Yunpeng Chen, Jianan Li, Huaxin Xiao, Xiaojie Jin, Shuicheng Yan, and Jiashi Feng. Dual path networks. *Advances in neural information processing systems*, 30, 2017.

- [18] Zhe Chen, Weiyun Wang, Yue Cao, Yangzhou Liu, Zhangwei Gao, Erfei Cui, Jinguo Zhu, Shenglong Ye, Hao Tian, Zhaoyang Liu, et al. Expanding performance boundaries of open-source multimodal models with model, data, and test-time scaling. *arXiv preprint arXiv:2412.05271*, 2024.
- [19] Zhe Chen, Jiannan Wu, Wenhai Wang, Weijie Su, Guo Chen, Sen Xing, Muyan Zhong, Qinglong Zhang, Xizhou Zhu, Lewei Lu, et al. Internvl: Scaling up vision foundation models and aligning for generic visual-linguistic tasks. In *Proceedings of the IEEE/CVF conference on computer vision and pattern recognition*, pages 24185–24198, 2024.
- [20] Zhengsu Chen, Lingxi Xie, Jianwei Niu, Xuefeng Liu, Longhui Wei, and Qi Tian. Visformer: The vision-friendly transformer. In *Proceedings of the IEEE/CVF international conference on computer vision*, pages 589–598, 2021.
- [21] François Chollet. Xception: Deep learning with depthwise separable convolutions. In *Proceedings of the IEEE conference on computer vision and pattern recognition*, pages 1251–1258, 2017.
- [22] Xiangxiang Chu, Zhi Tian, Yuqing Wang, Bo Zhang, Haibing Ren, Xiaolin Wei, Huaxia Xia, and Chunhua Shen. Twins: Revisiting the design of spatial attention in vision transformers. *Advances in neural information processing systems*, 34:9355–9366, 2021.
- [23] PaddleClas Contributors. Paddleclas: An image classification toolkit based on paddlepaddle. <https://github.com/PaddlePaddle/PaddleClas>, 2020.
- [24] Xiaohan Ding, Xiangyu Zhang, Ningning Ma, Jungong Han, Guiguang Ding, and Jian Sun. Repvgg: Making vgg-style convnets great again. In *Proceedings of the IEEE/CVF conference on computer vision and pattern recognition*, pages 13733–13742, 2021.
- [25] Alexey Dosovitskiy, Lucas Beyer, Alexander Kolesnikov, Dirk Weissenborn, Xiaohua Zhai, Thomas Unterthiner, Mostafa Dehghani, Matthias Minderer, Georg Heigold, Sylvain Gelly, et al. An image is worth 16x16 words: Transformers for image recognition at scale. *arXiv preprint arXiv:2010.11929*, 2020.
- [26] Tarn P Drylie, Hazel R Needham, Andrew M Lohrer, Adam Hartland, and Conrad A Pilditch. Calcium carbonate alters the functional response of coastal sediments to eutrophication-induced acidification. *Scientific reports*, 9(1):12012, 2019.
- [27] Stéphane d’Ascoli, Hugo Touvron, Matthew L Leavitt, Ari S Morcos, Giulio Biroli, and Levent Sagun. Convit: Improving vision transformers with soft convolutional inductive biases. In *International conference on machine learning*, pages 2286–2296. PMLR, 2021.
- [28] Ebru Ergün. Swinfinet: A swin transformer-based approach for automatic fish species classification using transfer learning. *PLoS One*, 20(5):e0322711, 2025.
- [29] Yuxin Fang, Quan Sun, Xinggang Wang, Tiejun Huang, Xinlong Wang, and Yue Cao. Eva-02: A visual representation for neon genesis. *Image and Vision Computing*, 149:105171, 2024.
- [30] Shang-Hua Gao, Ming-Ming Cheng, Kai Zhao, Xin-Yu Zhang, Ming-Hsuan Yang, and Philip Torr. Res2net: A new multi-scale backbone architecture. *IEEE transactions on pattern analysis and machine intelligence*, 43(2):652–662, 2019.
- [31] Google DeepMind. Gemini 3.1 Pro: Model Card. <https://deepmind.google/models/model-cards/gemini-3-1-pro/>, 2026.
- [32] Benjamin Graham, Alaaeldin El-Nouby, Hugo Touvron, Pierre Stock, Armand Joulin, Hervé Jégou, and Matthijs Douze. Levit: a vision transformer in convnet’s clothing for faster inference. In *Proceedings of the IEEE/CVF international conference on computer vision*, pages 12259–12269, 2021.
- [33] Dongyoon Han, Sangdoon Yun, Byeongho Heo, and Y Yoo. Rexnet: Diminishing representational bottleneck on convolutional neural network. *arXiv preprint arXiv:2007.00992*, 6:1, 2020.

- [34] Kai Han, An Xiao, Enhua Wu, Jianyuan Guo, Chunjing Xu, and Yunhe Wang. Transformer in transformer. *Advances in neural information processing systems*, 34:15908–15919, 2021.
- [35] Ali Hatamizadeh, Hongxu Yin, Greg Heinrich, Jan Kautz, and Pavlo Molchanov. Global context vision transformers. In *International conference on machine learning*, pages 12633–12646. PMLR, 2023.
- [36] Hulingxiao He, Zijun Geng, and Yuxin Peng. Fine-r1: Make multi-modal llms excel in fine-grained visual recognition by chain-of-thought reasoning. *arXiv preprint arXiv:2602.07605*, 2026.
- [37] Kaiming He, Xiangyu Zhang, Shaoqing Ren, and Jian Sun. Deep residual learning for image recognition. In *Proceedings of the IEEE conference on computer vision and pattern recognition*, pages 770–778, 2016.
- [38] Kaiming He, Haoqi Fan, Yuxin Wu, Saining Xie, and Ross Girshick. Momentum contrast for unsupervised visual representation learning. In *Proceedings of the IEEE/CVF conference on computer vision and pattern recognition*, pages 9729–9738, 2020.
- [39] Tong He, Zhi Zhang, Hang Zhang, Zhongyue Zhang, Junyuan Xie, and Mu Li. Bag of tricks for image classification with convolutional neural networks. In *Proceedings of the IEEE/CVF conference on computer vision and pattern recognition*, pages 558–567, 2019.
- [40] Dan Hendrycks and Thomas Dietterich. Benchmarking neural network robustness to common corruptions and perturbations. *arXiv preprint arXiv:1903.12261*, 2019.
- [41] Byeongho Heo, Sangdoo Yun, Dongyoon Han, Sanghyuk Chun, Junsuk Choe, and Seong Joon Oh. Rethinking spatial dimensions of vision transformers. In *Proceedings of the IEEE/CVF international conference on computer vision*, pages 11936–11945, 2021.
- [42] Jack Hessel, Ari Holtzman, Maxwell Forbes, Ronan Le Bras, and Yejin Choi. Clipscore: A reference-free evaluation metric for image captioning. In *Proceedings of the 2021 conference on empirical methods in natural language processing*, pages 7514–7528, 2021.
- [43] Andrew Howard, Mark Sandler, Grace Chu, Liang-Chieh Chen, Bo Chen, Mingxing Tan, Weijun Wang, Yukun Zhu, Ruoming Pang, Vijay Vasudevan, et al. Searching for mobilenetv3. In *Proceedings of the IEEE/CVF international conference on computer vision*, pages 1314–1324, 2019.
- [44] Gao Huang, Zhuang Liu, Laurens Van Der Maaten, and Kilian Q Weinberger. Densely connected convolutional networks. In *Proceedings of the IEEE conference on computer vision and pattern recognition*, pages 4700–4708, 2017.
- [45] Faizan Farooq Khan, Xiang Li, Andrew J Temple, and Mohamed Elhoseiny. Fishnet: A large-scale dataset and benchmark for fish recognition, detection, and functional trait prediction. In *Proceedings of the IEEE/CVF international conference on computer vision*, pages 20496–20506, 2023.
- [46] Faizan Farooq Khan, Yousef Radwan, Eslam Abdelrahman, Abdulwahab Felemban, Aymen Mir, Nico K Michiels, Andrew J Temple, Michael L Berumen, and Mohamed Elhoseiny. Fishnet++: Analyzing the capabilities of multimodal large language models in marine biology. *arXiv preprint arXiv:2509.25564*, 2025.
- [47] Jonathan Krause, Michael Stark, Jia Deng, and Li Fei-Fei. 3d object representations for fine-grained categorization. In *Proceedings of the IEEE international conference on computer vision workshops*, pages 554–561, 2013.
- [48] Hugo Laurençon, Léo Tronchon, Matthieu Cord, and Victor Sanh. What matters when building vision-language models? *Advances in Neural Information Processing Systems*, 37: 87874–87907, 2024.
- [49] Youngwan Lee, Joong-won Hwang, Sangrok Lee, Yuseok Bae, and Jongyoul Park. An energy and gpu-computation efficient backbone network for real-time object detection. In *Proceedings of the IEEE/CVF conference on computer vision and pattern recognition workshops*, pages 0–0, 2019.

- [50] Sarah E Lester, JM Stevens, RR Gentry, CV Kappel, TW Bell, CJ Costello, SD Gaines, DA Kiefer, CC Maue, JE Rensel, et al. Marine spatial planning makes room for offshore aquaculture in crowded coastal waters. *Nature communications*, 9(1):945, 2018.
- [51] Bingyu Li, Tao Huo, Da Zhang, Zhiyuan Zhao, Junyu Gao, and Xuelong Li. Exploring the underwater world segmentation without extra training. In *CVPR*, pages 1–11, 2026.
- [52] Jiashi Li, Xin Xia, Wei Li, Huixia Li, Xing Wang, Xuefeng Xiao, Rui Wang, Min Zheng, and Xin Pan. Next-vit: Next generation vision transformer for efficient deployment in realistic industrial scenarios. *arXiv preprint arXiv:2207.05501*, 2022.
- [53] Xiang Li, Wenhai Wang, Xiaolin Hu, and Jian Yang. Selective kernel networks. In *Proceedings of the IEEE/CVF conference on computer vision and pattern recognition*, pages 510–519, 2019.
- [54] Yanghao Li, Chao-Yuan Wu, Haoqi Fan, Karttikeya Mangalam, Bo Xiong, Jitendra Malik, and Christoph Feichtenhofer. Mvitv2: Improved multiscale vision transformers for classification and detection. In *Proceedings of the IEEE/CVF conference on computer vision and pattern recognition*, pages 4804–4814, 2022.
- [55] Yanyu Li, Geng Yuan, Yang Wen, Ju Hu, Georgios Evangelidis, Sergey Tulyakov, Yanzhi Wang, and Jian Ren. Efficientformer: Vision transformers at mobilenet speed. *Advances in neural information processing systems*, 35:12934–12949, 2022.
- [56] Chin-Yew Lin. Rouge: A package for automatic evaluation of summaries. In *Text summarization branches out*, pages 74–81, 2004.
- [57] Chenxi Liu, Barret Zoph, Maxim Neumann, Jonathon Shlens, Wei Hua, Li-Jia Li, Li Fei-Fei, Alan Yuille, Jonathan Huang, and Kevin Murphy. Progressive neural architecture search. In *Proceedings of the European conference on computer vision (ECCV)*, pages 19–34, 2018.
- [58] Hanxiao Liu, Zihang Dai, David So, and Quoc V Le. Pay attention to mlps. *Advances in neural information processing systems*, 34:9204–9215, 2021.
- [59] Haotian Liu, Chunyuan Li, Yuheng Li, and Yong Jae Lee. Improved baselines with visual instruction tuning. In *Proceedings of the IEEE/CVF conference on computer vision and pattern recognition*, pages 26296–26306, 2024.
- [60] Haotian Liu, Chunyuan Li, Yuheng Li, Bo Li, Yuanhan Zhang, Sheng Shen, and Yong Jae Lee. Llava-next: Improved reasoning, ocr, and world knowledge. <https://llava-vl.github.io/blog/2024-01-30-llava-next/>, 2024.
- [61] Risheng Liu, Xin Fan, Ming Zhu, Minjun Hou, and Zhongxuan Luo. Real-world underwater enhancement: Challenges, benchmarks, and solutions under natural light. *IEEE transactions on circuits and systems for video technology*, 30(12):4861–4875, 2020.
- [62] Yue Liu, Yunjie Tian, Yuzhong Zhao, Hongtian Yu, Lingxi Xie, Yaowei Wang, Qixiang Ye, Jianbin Jiao, and Yunfan Liu. Vmamba: Visual state space model. *Advances in neural information processing systems*, 37:103031–103063, 2024.
- [63] Ze Liu, Han Hu, Yutong Lin, Zhuliang Yao, Zhenda Xie, Yixuan Wei, Jia Ning, Yue Cao, Zheng Zhang, Li Dong, et al. Swin transformer v2: Scaling up capacity and resolution. In *Proceedings of the IEEE/CVF conference on computer vision and pattern recognition*, pages 12009–12019, 2022.
- [64] Zhuang Liu, Hanzi Mao, Chao-Yuan Wu, Christoph Feichtenhofer, Trevor Darrell, and Saining Xie. A convnet for the 2020s. In *Proceedings of the IEEE/CVF conference on computer vision and pattern recognition*, pages 11976–11986, 2022.
- [65] Xu Ma, Xiyang Dai, Yue Bai, Yizhou Wang, and Yun Fu. Rewrite the stars. In *Proceedings of the IEEE/CVF conference on computer vision and pattern recognition*, pages 5694–5703, 2024.

- [66] Muhammad Maaz, Abdelrahman Shaker, Hisham Cholakkal, Salman Khan, Syed Waqas Zamir, Rao Muhammad Anwer, and Fahad Shahbaz Khan. Edgenext: efficiently amalgamated cnn-transformer architecture for mobile vision applications. In *European conference on computer vision*, pages 3–20. Springer, 2022.
- [67] Dushyant Mehta, Oleksandr Sotnychenko, Franziska Mueller, Weipeng Xu, Mohamed Elgharib, Pascal Fua, Hans-Peter Seidel, Helge Rhodin, Gerard Pons-Moll, and Christian Theobalt. Xnect: Real-time multi-person 3d motion capture with a single rgb camera. *Acm Transactions On Graphics (TOG)*, 39(4):82–1, 2020.
- [68] OpenAI. Introducing GPT-5.4. <https://openai.com/index/introducing-gpt-5-4/>, 2026.
- [69] Maxime Oquab, Timothée Darcet, Théo Moutakanni, Huy Vo, Marc Szafraniec, Vasil Khalidov, Pierre Fernandez, Daniel Haziza, Francisco Massa, Alaaeldin El-Nouby, et al. Dinov2: Learning robust visual features without supervision. *arXiv preprint arXiv:2304.07193*, 2023.
- [70] Kishore Papineni, Salim Roukos, Todd Ward, and Wei-Jing Zhu. Bleu: a method for automatic evaluation of machine translation. In *Proceedings of the 40th annual meeting of the Association for Computational Linguistics*, pages 311–318, 2002.
- [71] Alec Radford, Jong Wook Kim, Chris Hallacy, Aditya Ramesh, Gabriel Goh, Sandhini Agarwal, Girish Sastry, Amanda Askell, Pamela Mishkin, Jack Clark, et al. Learning transferable visual models from natural language supervision. In *International conference on machine learning*, pages 8748–8763. PmLR, 2021.
- [72] Ilija Radosavovic, Raj Prateek Kosaraju, Ross Girshick, Kaiming He, and Piotr Dollár. Designing network design spaces. In *Proceedings of the IEEE/CVF conference on computer vision and pattern recognition*, pages 10428–10436, 2020.
- [73] Tal Ridnik, Hussam Lawen, Asaf Noy, Emanuel Ben Baruch, Gilad Sharir, and Itamar Friedman. Tresnet: High performance gpu-dedicated architecture. In *proceedings of the IEEE/CVF winter conference on applications of computer vision*, pages 1400–1409, 2021.
- [74] Abdelrahman Shaker, Muhammad Maaz, Hanoona Rasheed, Salman Khan, Ming-Hsuan Yang, and Fahad Shahbaz Khan. Swiftformer: Efficient additive attention for transformer-based real-time mobile vision applications. In *Proceedings of the IEEE/CVF international conference on computer vision*, pages 17425–17436, 2023.
- [75] Karen Simonyan and Andrew Zisserman. Very deep convolutional networks for large-scale image recognition. *arXiv preprint arXiv:1409.1556*, 2014.
- [76] Aravind Srinivas, Tsung-Yi Lin, Niki Parmar, Jonathon Shlens, Pieter Abbeel, and Ashish Vaswani. Bottleneck transformers for visual recognition. In *Proceedings of the IEEE/CVF conference on computer vision and pattern recognition*, pages 16519–16529, 2021.
- [77] Samuel Stevens, Jiaman Wu, Matthew J Thompson, Elizabeth G Campolongo, Chan Hee Song, David Edward Carlyn, Li Dong, Wasila M Dahdul, Charles Stewart, Tanya Berger-Wolf, et al. Bioclip: A vision foundation model for the tree of life. In *Proceedings of the IEEE/CVF conference on computer vision and pattern recognition*, pages 19412–19424, 2024.
- [78] Christian Szegedy, Vincent Vanhoucke, Sergey Ioffe, Jon Shlens, and Zbigniew Wojna. Rethinking the inception architecture for computer vision. In *Proceedings of the IEEE conference on computer vision and pattern recognition*, pages 2818–2826, 2016.
- [79] Mingxing Tan and Quoc Le. Efficientnetv2: Smaller models and faster training. In *International conference on machine learning*, pages 10096–10106. PMLR, 2021.
- [80] Yehui Tang, Kai Han, Jianyuan Guo, Chang Xu, Chao Xu, and Yunhe Wang. Ghostnetv2: Enhance cheap operation with long-range attention. *Advances in Neural Information Processing Systems*, 35:9969–9982, 2022.
- [81] Yuki Tatsunami and Masato Taki. Sequencer: Deep lstm for image classification. *Advances in neural information processing systems*, 35:38204–38217, 2022.

- [82] Hugo Touvron, Matthieu Cord, Alexandre Sablayrolles, Gabriel Synnaeve, and Hervé Jégou. Going deeper with image transformers. In *Proceedings of the IEEE/CVF international conference on computer vision*, pages 32–42, 2021.
- [83] Hugo Touvron, Piotr Bojanowski, Mathilde Caron, Matthieu Cord, Alaaeldin El-Nouby, Edouard Grave, Gautier Izacard, Armand Joulin, Gabriel Synnaeve, Jakob Verbeek, et al. Resmlp: Feedforward networks for image classification with data-efficient training. *IEEE transactions on pattern analysis and machine intelligence*, 45(4):5314–5321, 2022.
- [84] Zhengzhong Tu, Hossein Talebi, Han Zhang, Feng Yang, Peyman Milanfar, Alan Bovik, and Yinxiao Li. Maxvit: Multi-axis vision transformer. In *European conference on computer vision*, pages 459–479. Springer, 2022.
- [85] Alexander Valverde, Luis Fernando Solano Coto, and André Montoya Fernández. Back home: A computer vision solution to seashell identification for ecological restoration. In *Proceedings of the IEEE/CVF International Conference on Computer Vision*, pages 5100–5109, 2025.
- [86] Grant Van Horn, Oisín Mac Aodha, Yang Song, Yin Cui, Chen Sun, Alex Shepard, Hartwig Adam, Pietro Perona, and Serge Belongie. The inaturalist species classification and detection dataset. In *Proceedings of the IEEE conference on computer vision and pattern recognition*, pages 8769–8778, 2018.
- [87] Pavan Kumar Anasosalu Vasu, James Gabriel, Jeff Zhu, Oncel Tuzel, and Anurag Ranjan. Fastvit: A fast hybrid vision transformer using structural reparameterization. In *Proceedings of the IEEE/CVF international conference on computer vision*, pages 5785–5795, 2023.
- [88] Ramakrishna Vedantam, C Lawrence Zitnick, and Devi Parikh. Cider: Consensus-based image description evaluation. In *Proceedings of the IEEE conference on computer vision and pattern recognition*, pages 4566–4575, 2015.
- [89] Catherine Wah, Steve Branson, Peter Welinder, Pietro Perona, and Serge Belongie. The caltech-ucsd birds-200-2011 dataset. 2011.
- [90] Ao Wang, Hui Chen, Zijia Lin, Jungong Han, and Guiguang Ding. Repvit: Revisiting mobile cnn from vit perspective. In *Proceedings of the IEEE/CVF conference on computer vision and pattern recognition*, pages 15909–15920, 2024.
- [91] Chien-Yao Wang, Hong-Yuan Mark Liao, Yueh-Hua Wu, Ping-Yang Chen, Jun-Wei Hsieh, and I-Hau Yeh. Cspnet: A new backbone that can enhance learning capability of cnn. In *Proceedings of the IEEE/CVF conference on computer vision and pattern recognition workshops*, pages 390–391, 2020.
- [92] Jingdong Wang, Ke Sun, Tianheng Cheng, Borui Jiang, Chaorui Deng, Yang Zhao, Dong Liu, Yadong Mu, Mingkui Tan, Xinggang Wang, et al. Deep high-resolution representation learning for visual recognition. *IEEE transactions on pattern analysis and machine intelligence*, 43(10):3349–3364, 2020.
- [93] Wenhai Wang, Enze Xie, Xiang Li, Deng-Ping Fan, Kaitao Song, Ding Liang, Tong Lu, Ping Luo, and Ling Shao. Pvt v2: Improved baselines with pyramid vision transformer. *Computational visual media*, 8(3):415–424, 2022.
- [94] Xiu-Shen Wei, Yi-Zhe Song, Oisín Mac Aodha, Jianxin Wu, Yuxin Peng, Jinhui Tang, Jian Yang, and Serge Belongie. Fine-grained image analysis with deep learning: A survey. *IEEE transactions on pattern analysis and machine intelligence*, 44(12):8927–8948, 2021.
- [95] Kan Wu, Jinnian Zhang, Houwen Peng, Mengchen Liu, Bin Xiao, Jianlong Fu, and Lu Yuan. Tinyvit: Fast pretraining distillation for small vision transformers. In *European conference on computer vision*, pages 68–85. Springer, 2022.
- [96] Hu Xu, Saining Xie, Xiaoqing Ellen Tan, Po-Yao Huang, Russell Howes, Vasu Sharma, Shang-Wen Li, Gargi Ghosh, Luke Zettlemoyer, and Christoph Feichtenhofer. Demystifying clip data. *arXiv preprint arXiv:2309.16671*, 2023.

- [97] Weijian Xu, Yifan Xu, Tyler Chang, and Zhuowen Tu. Co-scale conv-attentional image transformers. In *Proceedings of the IEEE/CVF international conference on computer vision*, pages 9981–9990, 2021.
- [98] An Yang, Baosong Yang, Binyuan Hui, Bo Zheng, Bowen Yu, Chang Zhou, Chengpeng Li, Chengyuan Li, Dayiheng Liu, Fei Huang, et al. Qwen2 technical report. *eprint arXiv:2407.10671*, 2024.
- [99] An Yang, Baosong Yang, Beichen Zhang, Binyuan Hui, Bo Zheng, Bowen Yu, Chengyuan Li, Dayiheng Liu, Fei Huang, Haoran Wei, et al. Qwen2.5 technical report. *arXiv preprint arXiv:2412.15115*, 2024.
- [100] Jianwei Yang, Chunyuan Li, Xiyang Dai, and Jianfeng Gao. Focal modulation networks. *Advances in Neural Information Processing Systems*, 35:4203–4217, 2022.
- [101] Shukang Yin, Chaoyou Fu, Sirui Zhao, Ke Li, Xing Sun, Tong Xu, and Enhong Chen. A survey on multimodal large language models. *National Science Review*, 11(12):nwae403, 2024.
- [102] Fisher Yu, Dequan Wang, Evan Shelhamer, and Trevor Darrell. Deep layer aggregation. In *Proceedings of the IEEE conference on computer vision and pattern recognition*, pages 2403–2412, 2018.
- [103] Weihao Yu and Xinchao Wang. Mambaout: Do we really need mamba for vision? In *Proceedings of the IEEE/CVF Conference on Computer Vision and Pattern Recognition*, pages 4484–4496, 2025.
- [104] Weihao Yu, Mi Luo, Pan Zhou, Chenyang Si, Yichen Zhou, Xinchao Wang, Jiashi Feng, and Shuicheng Yan. Metaformer is actually what you need for vision. In *Proceedings of the IEEE/CVF conference on computer vision and pattern recognition*, pages 10819–10829, 2022.
- [105] Weihao Yu, Chenyang Si, Pan Zhou, Mi Luo, Yichen Zhou, Jiashi Feng, Shuicheng Yan, and Xinchao Wang. Metaformer baselines for vision. *IEEE Transactions on Pattern Analysis and Machine Intelligence*, 46(2):896–912, 2023.
- [106] Li Yuan, Qibin Hou, Zihang Jiang, Jiashi Feng, and Shuicheng Yan. Volo: Vision outlooker for visual recognition. *IEEE transactions on pattern analysis and machine intelligence*, 45(5): 6575–6586, 2022.
- [107] Seokju Yun and Youngmin Ro. Shvit: Single-head vision transformer with memory efficient macro design. In *Proceedings of the IEEE/CVF conference on computer vision and pattern recognition*, pages 5756–5767, 2024.
- [108] Xiaohua Zhai, Basil Mustafa, Alexander Kolesnikov, and Lucas Beyer. Sigmoid loss for language image pre-training. In *Proceedings of the IEEE/CVF international conference on computer vision*, pages 11975–11986, 2023.
- [109] Hang Zhang, Chongruo Wu, Zhongyue Zhang, Yi Zhu, Haibin Lin, Zhi Zhang, Yue Sun, Tong He, Jonas Mueller, R Manmatha, et al. Resnest: Split-attention networks. In *Proceedings of the IEEE/CVF conference on computer vision and pattern recognition*, pages 2736–2746, 2022.
- [110] Qi Zhang, Jianhang Zhou, Jing He, Xiaodong Cun, Shaoning Zeng, and Bob Zhang. A shell dataset, for shell features extraction and recognition. *Scientific data*, 6(1):226, 2019.
- [111] Tianyi Zhang, Varsha Kishore, Felix Wu, Kilian Q Weinberger, and Yoav Artzi. Bertscore: Evaluating text generation with bert. *arXiv preprint arXiv:1904.09675*, 2019.
- [112] Yang Zhang, Jun Yue, Aihuan Song, Shixiang Jia, and Zhenbo Li. A high-similarity shell-fish recognition method based on convolutional neural network. *Information Processing in Agriculture*, 10(2):149–163, 2023.
- [113] Lianghui Zhu, Bencheng Liao, Qian Zhang, Xinlong Wang, Wenyu Liu, and Xinggang Wang. Vision mamba: Efficient visual representation learning with bidirectional state space model. *arXiv preprint arXiv:2401.09417*, 2024.

Table 3: Evaluation results of traditional Natural Language Generation (NLG) metrics. The universally low scores across all state-of-the-art models (particularly in CIDEr) demonstrate the severe “long-text penalty” and evaluation distortion. These metrics inherently fail to capture valid semantic paraphrasing in complex ecological descriptions, underscoring the need for deep semantic equivalence metrics such as BERTScore.

Model	BLEU-4	METEOR	ROUGE-L	CIDEr
Qwen2_2B [98]	0.0144	0.0949	0.1773	0.0001
Qwen2_7B [98]	0.0356	0.1302	0.2165	0.0038
Qwen2.5_3B [99]	0.0340	0.1263	0.2048	0.0018
Qwen2.5_7B [99]	0.1076	0.1945	0.2784	0.0333
LLaVA_1.5_7B [59]	0.0121	0.0905	0.1814	0.0000
LLaVA_1.6_Mistral_7B [60]	0.0634	0.1459	0.2364	0.0052
IDEFICS2_8B [48]	0.0001	0.0418	0.1084	0.0000
InternVL2_4B [19]	0.0809	0.1827	0.2580	0.0293
InternVL2_8B [19]	0.0519	0.1572	0.2301	0.0140
InternVL2.5_4B [19, 18]	0.0746	0.1607	0.2580	0.0013
InternVL2.5_8B [19, 18]	0.0490	0.1506	0.2352	0.0077
Gemini 3.1 Pro [31]	0.1373	0.2923	0.3119	0.1000
GPT-5.4 [68]	0.0664	0.2501	0.2388	0.0380

A Comprehensive Analysis and Discussion

A.1 Classification

The comprehensive evaluation highlights that modern architectural paradigms are essential for accurate species recognition in complex habitats. Hierarchical Transformers and linear-complexity sequence models, such as MambaOut, outpace early isotropic networks by capturing global contextual dependencies. Furthermore, modernized convolutional architectures narrow the performance gap with Vision Transformers. This confirms that optimizing spatial feature aggregation is effective for distinguishing target species from overlapping backgrounds.

A.2 Caption

Quantitative evaluations of the captioning subset highlight the capabilities of various models in semantic generation. As detailed in Table 2, proprietary large language models such as Gemini 3.1 Pro and GPT-5.4 achieve the highest semantic equivalence, as measured by BERTScore. These findings suggest that advanced models excel at descriptive fluency, producing highly coherent textual descriptions of visual ecological data.

When analyzing traditional N-gram metrics (detailed in Table 3), we observe a systemic degradation across all architectures. For instance, even the top-performing model under these metrics, the proprietary Gemini 3.1 Pro, achieves a CIDEr score of 0.1000 and a BLEU-4 score of 0.1373, while models like IDEFICS2 practically bottom out (CIDEr: 0.0000). This phenomenon indicates a severe evaluation distortion: rigid lexical matching metrics are inherently unsuited for the long-text and multi-dimensional nature of our marine biological descriptions. This distortion penalizes models that generate valid, detailed morphological paraphrasing simply because the syntactic structure deviates from the exact n-grams of the ground truth. Therefore, rather than serving as a reliable benchmark for visual comprehension, these starkly low scores empirically validate our rationale for adopting semantic-level metrics as the primary evaluation standard for detailed ecological monitoring.

B Robustness to Image Corruptions

Evaluation Protocol. While the evaluated models demonstrate promising accuracy and generative quality on clean data, high performance does not intrinsically guarantee practical reliability. Deploying computational models in real marine environments introduces severe visual degradations, including fluctuating illumination and water turbidity. Preliminary observations indicate a stark disparity in architectural vulnerability to such perturbations, with legacy convolutional networks and certain self-supervised paradigms suffering catastrophic failures despite competitive baseline accuracies. To evaluate the stability of the models under unpredictable benthic environmental conditions, we perform a stress test using the standard image corruption benchmark [40]. This benchmark encompasses 15 distinct corruption types categorized into four primary groups: noise, blur, weather,

Table 4: Comparison of model robustness against 15 standard image corruptions. Mean Performance under Corruption (mPC) and Mean Corruption Error (mCE) are reported across 75 test variants. mCE is normalized to the ResNet-50 baseline (100.00%). MPC sorts models in descending order.

Model	Clean Acc. (%)	mPC (%) \uparrow	mCE (%) \downarrow
MViTv2-T [54]	95.66	72.19	68.31
MambaOut [103]	96.47	69.73	70.88
ConvNeXt [64]	95.12	69.00	77.03
EfficientNetV2 [79]	93.76	65.87	82.13
ViT [25]	88.35	60.00	113.15
MobileNetV3 [43]	92.95	59.15	99.73
ResNet-50 [37]	91.59	58.97	100.00
DINOv2 [69]	88.88	58.58	106.53
SwinV2 [63]	90.24	54.54	122.91
MoCoV3 [16]	89.15	53.68	116.74
MoCoV2 [15]	91.32	51.92	116.87
VGG [75]	89.43	48.81	132.33

and digital distortions. Each corruption is applied across 5 severity levels, resulting in a total of 75 uniquely corrupted sub-test sets. We employ mPC to measure the absolute average accuracy across all variants and mCE to quantify relative degradation against the ResNet-50 baseline.

Results. The quantitative robustness results of the 12 representative models are detailed in Table 4. By contrasting the clean accuracy with the mPC and mCE metrics, we observe two findings regarding architectural resilience under severe visual interference. Firstly, architectures that seamlessly integrate global contextual awareness with hierarchical feature extraction, or employ advanced macro-architectural designs, exhibit the highest absolute robustness. MViTv2-T and MambaOut achieve the leading mPC scores of 72.19 % and 69.73 %, respectively. Notably, although ConvNeXt achieves a clean accuracy (95.12 %) comparable to MViTv2-T (95.66 %), its relative corruption error is noticeably higher (mCE of 77.03 % vs. 68.31 %). This suggests that purely convolutional paradigms, even when augmented with large receptive fields, remain more susceptible to complex spatial perturbations than hybrid transformers or architectures that utilize refined macro-structures and gated linear units.

Secondly, there is a stark disparity between clean-set performance and robustness to high-frequency noise. While legacy models like VGG and ResNet-50 maintain competitive clean accuracies (89.43% and 91.59%, respectively), they suffer catastrophic failures under severe noise corruptions. Specifically, under impulse noise, VGG’s accuracy precipitously collapses to 7.37%, whereas MViTv2-T retains a robust 65.47%. Furthermore, an intriguing vulnerability is exposed in SSL models. For instance, MoCoV3 achieves a higher clean accuracy (89.15%) than its supervised counterpart ViT (88.35%), yet its overall robustness is drastically lower (mPC of 53.68% vs. 60.00%). This degradation is especially pronounced under impulse noise, where MoCoV3 (16.53%) trails heavily behind ViT (53.77%). These data empirically validate that current self-supervised pre-training objectives may rely too heavily on high-frequency, noise-sensitive visual features.

Ultimately, these evaluations confirm that clean accuracy does not strictly translate to real-world robustness. In the context of marine conservation, deploying architectures with inherent resilience is critical to overcoming visual degradation caused by fluctuating illumination and water turbidity, enabling computational models to contribute to ecological preservation efforts.

C Additional Data and Visualizations

Fig. 5 illustrates the data augmentation pipeline of ShellfishNet benchmark. We use crop, rotation, high illumination, and blur to adapt to the real-world complexity.

To provide a more intuitive understanding of the models’ visual comprehension capabilities and their typical failure modes, we present qualitative case studies comparing the generated captions against the expert-annotated baseline (ground truth).

The first case evaluates the description of *Babylonia areolata* (see Fig. 6), which features a cluster of shells in a culinary setting. The ground truth accurately captures fine-grained attributes: the highly glossy texture indicative of culinary preparation, the distinctive “spiral bands of dark chestnut,” the presence of soft tissue/operculum within the aperture, and the specific environment (a matte




Figure 5: Visual examples of the ShellfishNet data augmentation pipeline. The baseline raw image (a) undergoes geometric transformations (b–d, e.g., cropping, rotation) to simulate varying viewpoints and orientations. Photometric adjustments (e–f) mimic dynamic conditions like intense illumination and blur. These perturbations challenge models to generalize in the face of real-world complexity.



Ground Truth (Expert Annotated):

Morphology: ...globose to ovate-conical morphology...
Color & Texture: ...glossy, likely due to potential culinary preparation... spiral bands of dark chestnut...
Anatomical Features: ...revealing the internal cavity containing cooked soft tissue... a sprig of green curly parsley is placed atop...
Environment: ...contained within a matte black or dark navy blue bowl...

Qwen2.5-7B (Failure Case):

Morphology: ...conical shape with a slightly open apex...
Color & Texture: ...earthy tones, primarily browns and tans...
[Hallucination] *Anatomical Features:* ...The shells appear to be empty, as there are no signs of living organisms inside them...
[Context Error] *Environment:* ...The background is a solid, neutral gray...

Figure 6: Qualitative comparison for *Babylonia areolata*. Qwen2.5-7B suffers from visual hallucinations, falsely claiming the shells are empty and failing to recognize the specific bowl environment and culinary context captured by the ground truth.

black bowl with a sprig of parsley). In contrast, Qwen2.5-7B, despite its high quantitative semantic scores, exhibits clear visual hallucinations and generalization errors. It incorrectly asserts that the shells are “empty” with “soft parts removed” and entirely misses the distinctive striped pigmentation. Furthermore, it misinterprets the complex background, falsely describing it as a “solid, neutral gray” backdrop rather than identifying the bowl and the textured environment. This highlights a persistent challenge for current MLLMs: the tendency to rely on prior knowledge (e.g., assuming shells on a clean background are empty specimens) rather than strictly adhering to the actual visual evidence.

The second case involves *Argopecten purpuratus* presented in a structured layout (see Fig. 7). The ground truth details the “two-by-two grid” containing “four specimens,” their “salmon-pink and deep magenta” phenotypic variations, and fine anatomical structures such as “radial ribs” and “auricles.” Conversely, the smaller Qwen2-2B model demonstrates a severe breakdown in both instruction-



Ground Truth (Expert Annotated):

...four specimens of the bivalve *Argopecten purpuratus* arranged in a two-by-two grid... The shells exhibit a characteristic fan-shaped morphology... Coloration ranges from uniform shades of salmon-pink and deep magenta to dark violet-brown...

Qwen2-2B (Failure Case):

[Format & Logic Failure] The image displays a collection of **five** scallop shells arranged in a **2x2 grid** on a solid green background. The shells are oriented in a way that their shells are visible from different angles, providing a comprehensive view... The shells appear to be intact and undamaged...

Figure 7: Qualitative comparison for *Argopecten purpuratus*. The smaller Qwen2-2B model completely fails to follow the structured dimension constraints and produces a severe counting hallucination (“five shells in a 2x2 grid”).

following and basic visual logic. It does not output the required four-dimensional structural format and instead collapses the response into a single superficial paragraph. Most notably, it suffers from a prominent counting hallucination, stating there are “five scallop shells arranged in a 2x2 grid,” which is a logical and visual impossibility. This failure underscores the limitations of lower-parameter models in maintaining complex prompt constraints and performing accurate numerical reasoning over multiple object instances in real-world visual data.

D Computational Infrastructure

All benchmarking experiments in this study have been conducted on a high-performance workstation equipped with an NVIDIA GeForce RTX 5090 GPU (32GB VRAM) and 92GB of system RAM. This hardware configuration provides sufficient computational power and memory capacity to support the extensive evaluation of 80 neural network models and 13 MLLMs on the ShellfishNet dataset.