

How Big Should a Wireless Foundation Model Be?

Wei-Lun Cheng and Wanjiun Liao

Department of Electrical Engineering, National Taiwan University, Taipei, Taiwan

Email: {d11921b15, wjliao}@ntu.edu.tw

This work has been submitted to the IEEE for possible publication. Copyright may be transferred without notice, after which this version may no longer be accessible.

Abstract—Wireless foundation models are rapidly emerging as a key enabler of AI-native communication systems, yet a fundamental question remains unanswered: how large should these models be? We present a principled, physics-grounded answer, showing that the *intrinsic dimensionality* (d_{NL} , the nonlinear manifold dimension of the channel) acts as the fundamental bottleneck, defining the scaling ceiling once a data-sufficient regime is reached. This dimensionality is not a design choice but a physical constraint: Maxwell’s equations, finite scatterers, and antenna aperture inherently constrain wireless propagation environments to a limited number of degrees of freedom—spanning 5–35 across both real-world OTA measurements and 3GPP-standardized channel models we evaluate—orders of magnitude below the $\sim 1,000$ -dimensional semantic space of language. As a consequence, we propose a *scaling framework* for wireless AI: taking NTN satellite channels as a representative case ($d_{NL} \approx 14$), scaling gains diminish rapidly beyond ~ 30 million parameters, entering a stochastic asymptote above 70M where a further $1.6\times$ increase (96M \rightarrow 150M) yields only 0.52 dB. Beyond this ceiling, inference-time adaptation via pilot-aided test-time training (TTT) is far more effective: a compact 12M-parameter model surpasses a static 96M model by 9.9 dB (NMSE, SNR = 20 dB) / 7.6 dB (MCM, SNR = 10 dB) at one-eighth the parameters. With d_{NL} distributions validated across real-world indoor massive MIMO measurements, our scaling laws and TTT gains are demonstrated through NTN satellite simulations, reframing wireless AI design: *channel geometry—not model size—fundamentally governs the scaling laws of physical-layer wireless AI*.

Index Terms—Wireless foundation model, scaling laws, test-time training, intrinsic dimensionality, 6G.

I. INTRODUCTION

Wireless foundation models are scaling rapidly. Large Wireless Model (LWM) [3] deploys 85M parameters; WiFo [4] applies masked autoencoders at $\sim 50M$; WiMamba [6] pursues architectural efficiency; Tiny-WiFo [5] distills to 5.5M. Each chooses its model size by reasoning about hardware constraints, computational budgets, or analogy to NLP—yet a more fundamental question **remains underexplored: what does the channel actually require?**

The answer, we will show, is rooted in physics rather than engineering. Wireless channels are not arbitrary high-dimensional distributions; they are constrained geometric objects, shaped by a finite number of scatterers, the aperture of the antenna array, and the laws of electromagnetic propagation. When we measure channel complexity using nonlinear intrinsic dimensionality estimators—tools that see the curved manifold structure that PCA misses—every channel environment we examine falls in the range of 5–35 effective dimensions. Language occupies roughly 1,000. This gap is the

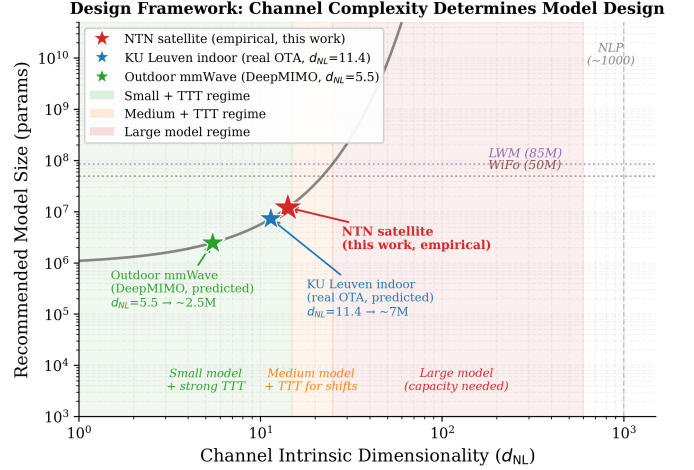


Fig. 1. Dimensionality-guided design framework. Operating points for NTN satellite ($d_{NL} \approx 14$, this work, $\sim 12M$, measured), KU Leuven indoor OTA ($d_{NL} \approx 11.4$, $\sim 7M$, est., from scaling law) all fall in the small-to-medium model regime. Existing large models (LWM 85M, WiFo 50M) significantly overshoot the complexity of any measured wireless channel. Background zones indicate the recommended design strategy: small model with aggressive TTT (green), medium model with TTT for domain shifts (orange), large model for very high complexity channels (red).

central fact of wireless AI scaling, and this paper identifies a governing principle.

In this work, we answer this question through the first empirical scaling law for wireless foundation models and propose a design framework that connects *channel intrinsic complexity* to *optimal model design* (Fig. 1). Our key insight is that the effective complexity of the propagation environment determines (i) how quickly model scaling saturates and (ii) how much value test-time adaptation provides.

Through validation across multiple channel domains—including satellite, terrestrial indoor, outdoor mmWave, and five standardized 3GPP CDL models—we show that wireless foundation models exhibit significantly steeper scaling behavior than NLP models, but also saturate at much smaller sizes. This observation motivates a shift from “scale-at-all-costs” toward *right-sized models with adaptive capabilities*.

To enable such adaptability, we introduce pilot-aided test-time training (TTT), a lightweight mechanism that leverages standard pilot signals to refine model predictions during deployment. Rather than relying solely on large pre-trained models, TTT allows smaller models to dynamically adjust to changing channel conditions, bridging the gap between model capacity and environmental variability.

II. WHY WIRELESS IS FUNDAMENTALLY DIFFERENT FROM NLP

In NLP, language has high intrinsic complexity—roughly a thousand independent semantic dimensions [14]—which is why trillion-parameter models continue to improve. Wireless channels are governed by different physics. The propagation environment is constrained by a finite number of scatterers, antenna aperture, and bandwidth, yielding far fewer independent degrees of freedom.

A. Measuring Channel Complexity

How complex is a wireless channel? The traditional answer uses PCA (principal component analysis): count how many linear components capture 90–95% of the variance. For satellite channels, PCA says 42; for outdoor mmWave, 191. These numbers suggest high complexity.

But PCA only sees *linear* structure. Wireless channels have inherently non-linear structure—steering vectors are complex exponentials, phase varies on a circle, and delay-angle coupling creates curved manifolds. When we apply non-linear estimators (Two-NN [9], validated against MLE [10]), the picture changes dramatically. We denote the resulting estimate d_{NL} (non-linear intrinsic dimension). All d_{NL} values below are estimated from channel matrices observed at a $N_{BS} = 128$ -antenna BS with 76 OFDM subcarriers—the configuration used throughout this work. Varying the array size shifts absolute d_{NL} values but preserves the relative ordering across environments.

- **Satellite (NTN):** PCA says 42 dimensions; $d_{NL} \approx 14$ —varying from 8 at zenith (line-of-sight dominant) to 22 at low elevation (rich multipath) [7].
- **Indoor terrestrial:** Real over-the-air measurements from the KU Leuven massive MIMO sounder [13] confirm $d_{NL} \approx 10$ –15, consistent with our simulation-based predictions.
- **Outdoor mmWave:** PCA says 191; non-linear analysis says only ~ 5.5 . The $35\times$ gap arises because mmWave steering vectors are non-linear functions of angle—what appears as 191 linear dimensions is actually a 5.5-dimensional curved manifold.
- **3GPP CDL models:** Across five standardized channel models (CDL-A through CDL-E), d_{NL} ranges from 12 (strong LoS) to 35 (rich NLOS)—perfectly tracking the physical scattering complexity [8].

These measurements are summarized in Fig. 3. The message is clear: *all* wireless channels have intrinsic complexity far below language. This is the fundamental reason why wireless foundation models should not follow the NLP scaling playbook.

B. What This Means for Scaling

Low intrinsic complexity has a direct consequence for model scaling: models learn the channel structure quickly, and further scaling yields diminishing returns.

Scaling Behavior of Wireless Foundation Models (NTN, 12 scales, 3 seeds)
Asymptotic above 100M

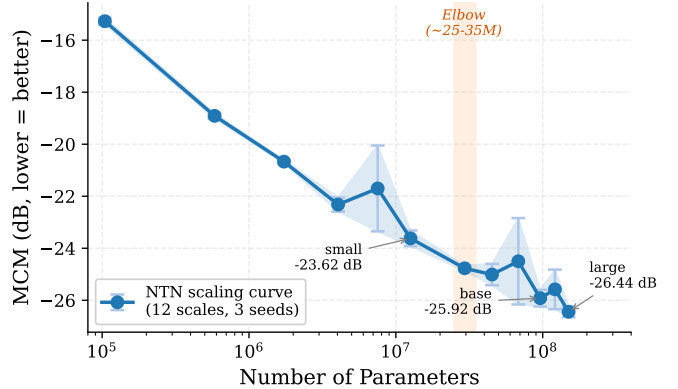


Fig. 2. Scaling behavior of wireless foundation models on NTN satellite channels (12 scales, unified BS=128). Performance improves rapidly at small model sizes but enters diminishing returns beyond ~ 10 M parameters, with effective saturation at ~ 100 M (base \rightarrow large = +0.52 dB). This early saturation reflects the limited intrinsic complexity of wireless channels—in stark contrast to NLP, where scaling continues to yield gains at billions of parameters.

We trained masked autoencoder models at twelve scales spanning three orders of magnitude (104K to 150M parameters) on 224,000 NTN satellite channel matrices. Three scaling phases emerge along the parameter axis:

- 1) **Rapid learning** (104K–12M): Each $10\times$ parameter increase yields ~ 4 dB improvement in reconstruction quality. The model-size scaling exponent in this regime ($\alpha \approx 0.41$) is roughly five times steeper than NLP’s $\alpha \approx 0.076$ [1].
- 2) **Diminishing returns** (12M–96M): Gains shrink overall, though not monotonically—discrete jumps in model architecture (layer depth, embedding dimension) create some variation between adjacent scales. From 12M to 96M (an $8\times$ increase), the cumulative gain in MCM reconstruction loss is only ~ 2.3 dB (and merely ~ 0.8 dB in downstream NMSE at SNR = 20 dB, Table I).
- 3) **Saturation** (>96 M): A $1.6\times$ parameter increase from 96M to 150M yields only 0.52 dB—effectively zero improvement, confirming that the channel manifold’s learnable structure has been exhausted.

This pattern is consistent across domains. On outdoor mmWave data (DeepMIMO [11]), scaling saturates near 12M parameters—consistent with its low d_{NL} of only ~ 5.5 —while on real measured terrestrial channels (DICHASUS [12], 578 samples), saturation appears even earlier, though the small dataset size makes it difficult to disentangle data limitation from physical saturation in this case.

The practical implication is stark: scaling from 12M to 96M costs $8\times$ more silicon and power, yet delivers only 2.3 dB in MCM quality (0.8 dB in NMSE)—less than one-ninth of the 7.2 dB that 5 TTT steps provide in NMSE.

The effective scaling window closes near ~ 100 M parameters—a stark contrast to NLP, where the window extends to hundreds of billions.

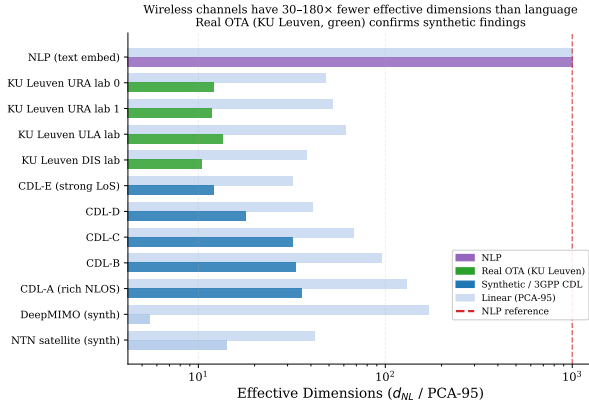


Fig. 3. Intrinsic complexity across data domains. Wireless channels have 5–100× fewer effective degrees of freedom than language, explaining why wireless models saturate at much smaller sizes. The non-linear estimate (Two-NN) reveals that even the PCA values significantly overstate the true channel complexity.

III. TEST-TIME TRAINING: ADAPT, DON’T SCALE

Since scaling beyond $\sim 10\text{M}$ parameters yields diminishing returns, we ask: *what is a better use of compute?*

Our answer is **test-time training (TTT)**: adapting the model at inference time to the current channel conditions. Conceptually, TTT is analogous to re-calibrating an adaptive equalizer using known training sequences—but operating on the neural network weights rather than filter taps.

A. Leveraging Free Supervision

In standard OFDM systems, pilot symbols are inserted at known subcarrier positions in every transmitted frame. These pilots are “free” self-supervised labels: the receiver knows what was sent and can compare it against what the model predicts.

TTT exploits this by performing a few gradient descent steps on the decoder parameters, minimizing the reconstruction error at pilot positions. Only the lightweight decoder ($\sim 11\%$ of the model) is updated; the encoder—which stores the learned channel prior—is frozen. Parameters are reset when the channel scenario changes.

B. Small + Adaptive Beats Large + Static

Table I summarizes the key comparison. A 12M model with 5 TTT steps outperforms its own static inference by 7.2 dB in channel estimation NMSE at SNR = 20 dB—using only standard LS-estimated pilots with 12.5% overhead (every 8th subcarrier).

Under the same NMSE metric, scaling from 12M to 96M yields only $\sim 0.8\text{ dB}$ —while 5 TTT steps deliver 7.2 dB, a $9\times$ performance gap. The compute picture is equally striking: the 96M model costs 0.9 GFLOPs *every* inference, whereas the adapted 12M model costs just 0.1 GFLOPs per inference—a $9\times$ reduction in sustained deployment cost. The one-time TTT adaptation (1.7 GFLOPs for 5 steps) breaks even after only ~ 2 inferences, after which the smaller model is both cheaper and more accurate.

TABLE I

WHY ADAPT INSTEAD OF SCALE. GAINS ARE REPORTED AT SNR = 20 DB (NMSE) AND NOISELESS (MCM). ADAPT. GFLOPS: ONE-TIME TTT COST (AMORTISED ACROSS $N > 2$ SUBSEQUENT INFERENCE); INFER. GFLOPS: PER-INFERENCE COST IN DEPLOYMENT. AT SNR = 10 DB THE SAME 12M+TTT MODEL PROVIDES 4.75 DB (5 STEPS) / 7.23 DB (20 STEPS) NMSE SELF-IMPROVEMENT; THE ABSTRACT REPORTS 7.6 DB MCM GAIN VS. STATIC 96M AT SNR = 10 DB.

Strategy	Gain	Adapt.G	Infer.G
Scale 12M→96M	$\sim 2.3\text{ dB}$ (MCM)	—	0.9
Scale 12M→96M	$\sim 0.8\text{ dB}$ (NMSE@20 dB)	—	0.9
Adapt 12M+5 TTT	7.2 dB (NMSE@20 dB)	1.7	0.1
Adapt 12M+20 TTT	10.8 dB (NMSE@20 dB)	6.8	0.1

Fig. 4(a) shows the convergence behavior: performance improves monotonically with TTT steps and saturates at ~ 20 steps with no sign of overfitting—the model gracefully converges rather than memorizing noisy pilots. This robustness arises because only the lightweight decoder ($\sim 11\%$ of parameters) is updated while the encoder is frozen, limiting capacity available to overfit; LS pilots, though noisy, carry consistent geometric structure across the adaptation window, so gradient descent converges to channel geometry rather than noise realizations. Even 5–10 steps capture 65–80% of the full gain.

Pre-training is essential: a randomly initialized model shows *zero* TTT improvement (Fig. 4(a), dashed). The 14 dB gap between pre-trained and random confirms that pre-training encodes a structural prior of the channel manifold that TTT alone cannot discover.

C. Cross-Domain Transfer

Can a model trained on satellite data adapt to terrestrial channels? We tested our NTN-trained model on real measured indoor channels from DICHASUS [12]—an extreme domain shift (Ka-band satellite to sub-6 GHz indoor, different antenna geometry, different propagation physics). Both datasets are preprocessed to a common tensor shape via subcarrier selection and antenna-port resampling; the MAE tokenizes channel matrices into fixed-size patches, so no architectural modification is needed.

Without TTT, the model fails completely (-0.15 dB NMSE, near the noise floor). With 20 TTT steps, it recovers to -6.49 dB —a **6.34 dB gain** that restores a viable link from the noise floor using only pilot observations, with no target-domain labels.

For context, -6.49 dB NMSE corresponds to an estimation error of $\sim 22\%$ of the channel energy—sufficient for robust low-rate signaling (e.g., QPSK) but not for high-order modulation (e.g., 64-QAM). The key observation is that this rapid recovery is only possible because pre-training encodes a structural prior of the channel manifold—the same conclusion demonstrated in the in-domain setting (Fig. 4(a), dashed): a randomly initialized model cannot discover channel structure from pilots alone. Full domain-specific training remains preferable when data is available; the value of cross-domain TTT lies in rapid emergency adaptation when it is not.

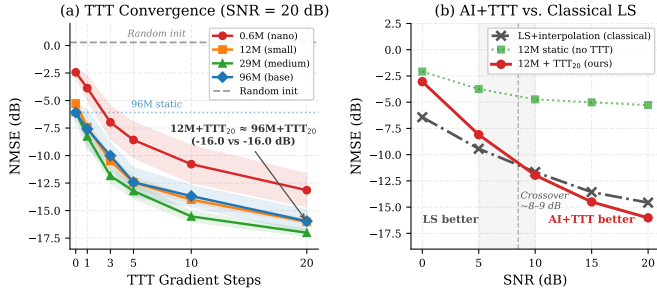


Fig. 4. Test-time training performance. **(a)** Convergence across model scales (SNR = 20 dB): performance improves monotonically and saturates at ~ 20 steps with no overfitting; a randomly initialized model shows zero TTT improvement, confirming pre-training is essential. Even 5–10 steps capture 65–80% of the full gain. **(b)** NMSE vs. SNR: 12M+TTT₂₀ vs. classical LS+interpolation (same 12.5% pilot overhead). A crossover near SNR ≈ 8 –9 dB divides two regimes: LS is more robust at low SNR; AI+TTT outperforms at high SNR where interpolation error is the binding constraint.

D. The Practical Operating Regime

Fig. 4(b) compares our 12M+TTT model against classical LS+interpolation (every 8th subcarrier, same 12.5% pilot overhead). The results reveal a clear crossover near SNR ≈ 8 –9 dB.

At **low SNR** (< 8 dB), LS+interpolation is more robust, outperforming AI+TTT by up to 3.4 dB at 0 dB SNR. The reason is intuitive: under heavy noise, the TTT process adapts to noise artifacts rather than the true channel, while LS averaging over multiple pilots suppresses noise through linear smoothing.

At **high SNR** (> 10 dB), AI+TTT surpasses classical methods by up to 1.5 dB at SNR = 20 dB. With a clean signal, the adapted model captures non-linear channel structure that linear interpolation cannot resolve.

This crossover defines a **hybrid deployment rule**: use classical LS+interpolation for SNR < 8 dB; activate AI+TTT for SNR > 10 dB. In practice, AI+TTT is most valuable in high-SNR cell-center and NTN LoS scenarios—where its manifold-aware reconstruction outperforms the interpolation ceiling of classical methods.

IV. A DESIGN FRAMEWORK FOR WIRELESS AI

Our findings lead to a practical design framework: *the intrinsic complexity of the target channel determines the optimal balance between model capacity and inference-time adaptation.*

A. How Existing Approaches Compare

Table II positions our approach relative to existing wireless foundation models. The key distinction is between approaches that pursue scale (LWM, WiFo) and our approach that pursues *right-sizing guided by channel physics*. Tiny-WiFo shares our goal of smaller models but achieves it through knowledge distillation from a large teacher—which still requires training the large model first. Our approach skips the large model entirely: measure d_{NL} , size accordingly, and adapt with TTT.

The key distinction: existing approaches choose model size based on hardware constraints, intuition, or the teacher model’s

TABLE II
WIRELESS FOUNDATION MODEL LANDSCAPE: DIFFERENT STRATEGIES FOR THE SAME QUESTION.

Approach	Params	Adapt.	Strategy	Sizing basis
LWM [3]	85M	Zero-shot	Scale up	Hardware limit
WiFo [4]	~ 50 M	None	Scale up	Intuition
Tiny-WiFo [5]	5.5M	None	Distill	Teacher size
WiMamba [6]	Various	None	Eff. arch.	Complexity
Ours	12M	TTT	Right-size	Channel d_{NL}

capacity. Our approach is the first to derive model size from the *physical complexity of the channel itself*. Tiny-WiFo shares our goal of smaller models but requires training a large teacher first—our approach skips the large model entirely.

B. A Practitioner’s Recipe

For engineers deploying wireless foundation models:

- Profile the channel.** Collect $\sim 5,000$ representative channel samples and measure d_{NL} using the Two-NN estimator. This requires no GPU and takes minutes on a laptop. A useful empirical diagnostic: compute $\rho = N/2^{d_{NL}}$ where N is the training set size. Across all datasets we examine, $\rho \ll 10^{-4}$ predicts degenerate collapse (all model sizes fail) and $\rho > 10$ enables healthy power-law scaling; the intermediate regime exhibits degraded or saturated performance. This quantity serves as a practical collapse-risk indicator, grounded in the exponential covering cost of high-dimensional manifolds; its full theoretical treatment is beyond the scope of this article, but the empirical correlation is consistent across all ten channel datasets we examine (NTN, KU Leuven, RENEW OTA, DICHASUS, CDL-A/B/C/D/E, DeepMIMO).
- Size the model.** $d_{NL} < 15$ (satellite, strong LoS): 10–15M parameters. $d_{NL} \approx 15$ –25 (terrestrial indoor): 15–50M. $d_{NL} > 25$ (rich NLOS urban): 30–100M *only when data is abundant* ($\rho \gg 1$); when per-domain data is scarce, large models may suffer degenerate collapse—revert to small models (≤ 15 M) with multi-domain pre-training or TTT. In all cases, size to channel physics, not hardware budget.
- Deploy with TTT.** Allocate 5–10 pilot-aided gradient steps per adaptation episode. This captures 65–80% of the full TTT gain at a fraction of the compute of 20 steps.
- Know when NOT to use a foundation model.** For simple channels ($d_{NL} < 10$, strong LoS with high Rician K -factor), classical LMMSE with a single covariance estimate is simpler and equally effective.

C. Worked Example

Consider an NTN operator deploying at Ka-band with satellite elevation ranging from 30° to 90° . Step 1: Collecting 5,000 channel samples and running Two-NN (3 minutes on a laptop) yields $d_{NL} \approx 14$. Step 2: The sizing guideline suggests 10–15M parameters. Step 3: A 12M model is trained and deployed

with 5–10 TTT steps per elevation change. Expected performance: ~ -10 dB NMSE at SNR = 10 dB (5 steps: -9.5 dB; 10 steps: -10.5 dB)—comparable to a static 96M model at $9\times$ lower inference cost. Total deployment: 25 MB model weights (FP16), ~ 100 MB working memory, < 0.1 s adaptation latency per scenario change.

D. Beyond Channel Estimation

While we validate our framework on channel estimation, the underlying principle extends further. The intrinsic complexity d_{NL} characterizes the channel *data manifold*—not the estimation task. Any model operating on channel data—for beamforming, CSI feedback, or positioning—is constrained by the same manifold complexity.

This argument has a rigorous foundation: channel estimation reconstructs the *entire* manifold, making it the most information-demanding task on channel data. By the data processing inequality, any downstream task that extracts lower-dimensional features—such as beam index prediction (output: one integer) or positioning (output: 3D coordinates)—requires strictly less model capacity. If models saturate at ~ 10 – 30 M for full manifold reconstruction, downstream tasks can only saturate *earlier*.

We therefore expect the design guidelines above to apply broadly, though the precise scaling exponent may vary across tasks. Validating this cross-task prediction is an important open direction.

V. OPEN CHALLENGES AND FUTURE DIRECTIONS

A. Algorithmic Frontiers

Cross-architecture validation. Since d_{NL} is a data property, the saturation should hold for any architecture. Preliminary CNN experiments show consistent behavior, but broader validation across Mamba and hybrid architectures is needed.

Cross-task scaling. Does the exponent differ for beamforming, positioning, or CSI feedback? Channel estimation directly reconstructs the manifold, which may represent an upper bound on scaling efficiency; tasks with lower-dimensional outputs could saturate even earlier.

Compute-optimal training. Jointly optimizing model size and dataset size for a fixed compute budget—following the Chinchilla methodology for wireless [2]—would yield more precise deployment guidance, completing the picture from “how big” to “how big, trained on how much.”

B. Why Wireless Cannot Follow the NLP Playbook

A deeper question is *why* NLP can keep scaling while wireless cannot. Language complexity arises from the unbounded combinatorics of human semantics—there is no physical ceiling on how many independent meanings a sentence can carry. Wireless channel complexity, by contrast, is locked by Maxwell’s equations and spatial geometry: a finite number of scatterers, a fixed antenna aperture, and a bounded bandwidth yield a physically immutable upper limit on independent degrees of freedom. *NLP learns infinite culture; wireless AI learns finite geometry.*

C. Hardware and Deployment Challenges

Hardware-software co-design. TTT requires backpropagation through the decoder, but current edge NPUs and baseband ASICs are designed exclusively for forward inference—they lack the gradient storage and dynamic memory allocation needed for weight updates. Enabling on-device TTT will require future 6G chipsets to support lightweight, decoder-only gradient computation. Until then, TTT is best suited for GPU-equipped base stations rather than user devices.

Real-time adaptation. Our TTT operates at the scenario-adaptation timescale (seconds to minutes), not the fast-fading timescale ($\sim 42 \mu\text{s}$ for NTN). For NTN at 20 GHz, the profiled cost of 5 TTT steps is 1.7 GFLOPs, corresponding to ≈ 34 ms on an ARM-class CPU (50 GFLOPS)—well within the LEO coherence interval (≥ 100 ms) and negligible relative to the seconds-level scattering geometry timescale. For vehicular channels (coherence time ~ 1 ms), single-step TTT at ≈ 7 ms is too slow for fast-fading tracking; TTT is best suited to geometry-level changes (e.g., scenario transitions) that evolve on second-level timescales.

Multi-user scalability. A base station serving hundreds of users in different scattering environments must maintain per-user decoder states. Clustering users with similar channel geometry to share TTT weights, or applying low-rank adaptation (LoRA), could significantly reduce the per-user memory overhead.

D. Ecosystem Implications for 6G

Data collection strategy. Since d_{NL} is only 5–35, models quickly exhaust the variance in routine channel conditions. Future data collection should shift from brute-force accumulation of petabytes of common scenarios toward *active learning* that targets rare edge cases—a fundamentally different ROI calculus for operators investing in channel measurement campaigns.

Model orchestration. Dimensionality-guided sizing enables a new deployment paradigm: rather than pushing a single massive model to every network node, a central management plane can profile each cell’s channel complexity (via d_{NL}) and dynamically dispatch right-sized models to each node, reducing backhaul bandwidth and edge power consumption. This principle is agnostic to any specific RAN architecture. In open, disaggregated deployments, this logic maps naturally onto the RAN Intelligent Controller; in proprietary networks, it can be implemented in any centralized network management function.

Implications for standardization. Current 3GPP pilot patterns were designed for linear estimators such as LMMSE. If AI-native channel estimation with TTT becomes the 6G paradigm, future standardization should explore pilot distributions optimized for gradient-based adaptation—rethinking physical-layer reference signals as training inputs rather than mere interpolation anchors.

VI. CONCLUSION

The wireless AI community has inherited an assumption from NLP: that larger models are always better. This article challenges that assumption.

The complexity of wireless channels is inherently limited by physical propagation, resulting in much lower intrinsic dimensionality than language or vision data. As a consequence, wireless foundation models exhibit rapid gains at small scales, followed by early saturation beyond which further scaling is inefficient.

The right strategy is not to build bigger models, but to build *appropriately sized models that adapt at inference time*. Pilot-aided test-time training makes this concrete: a few gradient steps on standard OFDM pilots yield improvements equivalent to significantly more hardware, at a fraction of the computational cost.

For the channels that matter most—non-terrestrial, cell-edge, rapidly varying—the path forward is not larger models, but *smarter ones*: right-sized to match channel geometry, and equipped to adapt at inference time. In the journey toward 6G AI-native networks, we believe that measuring d_{NL} before choosing model size will become as routine as measuring coherence time before choosing modulation order—a fundamental design parameter rooted in physics, not in hype.

REFERENCES

- [1] J. Kaplan et al., “Scaling laws for neural language models,” *arXiv:2001.08361*, 2020.
- [2] J. Hoffmann et al., “Training compute-optimal large language models,” in *Proc. NeurIPS*, 2022.
- [3] A. Alkhateeb et al., “Large wireless model (LWM),” *arXiv:2411.08872*, 2024.
- [4] B. Liu et al., “WiFo: Wireless foundation model for channel prediction,” *Sci. China Inf. Sci.*, 2025.
- [5] B. Liu et al., “Tiny-WiFo: Lightweight wireless foundation model via knowledge distillation,” *arXiv:2511.04015*, 2025.
- [6] T. Raviv et al., “WiMamba: Linear-scale wireless foundation model,” *arXiv:2603.26367*, 2026.
- [7] 3GPP, “Study on NR to support non-terrestrial networks,” *TR 38.811*, v15.4.0, 2020.
- [8] 3GPP, “Study on channel model for frequencies from 0.5 to 100 GHz,” *TR 38.901*, v16.1.0, 2020.
- [9] E. Facco et al., “Estimating the intrinsic dimension of datasets by a minimal neighborhood information,” *Scientific Reports*, vol. 7, 2017.
- [10] E. Levina and P. Bickel, “Maximum likelihood estimation of intrinsic dimension,” in *Proc. NeurIPS*, 2005.
- [11] A. Alkhateeb, “DeepMIMO: A generic deep learning dataset for millimeter wave and massive MIMO applications,” in *Proc. ITA Workshop*, 2019.
- [12] F. Euchner et al., “A distributed massive MIMO channel sounder,” in *Proc. Asilomar*, 2022.
- [13] S. Jaeckel et al., “Ultra-dense indoor massive MIMO CSI dataset,” *IEEE DataPort*, 2024.
- [14] A. Aghajanyan et al., “Intrinsic dimensionality explains the effectiveness of language model fine-tuning,” in *Proc. ACL*, 2021, pp. 7319–7328.