
BUILD-AND-FIND: An Effort-Aware Protocol for Evaluating Agent-Managed Codebases

Jhen-Ke Lin

National Yang Ming Chiao Tung University
jacob.cs14@nycu.edu.tw

Abstract

Most coding-agent benchmarks ask whether generated code behaves correctly. That remains essential, but repository-level engineering is increasingly agent-managed: one agent writes a repository, and later agents inspect, audit, or extend it as working context. In that setting, a generated repository is not only an answer to a task but also a communication artifact for future work. Even when strong agents nearly satisfy the visible behavioral objective, repositories can differ in how clearly they expose the intended behavior and design choices behind that behavior. We introduce BUILD-AND-FIND, a protocol for evaluating whether downstream agents can recover those intended choices from generated repositories, and how much inspection that recovery requires. For each task, a builder sees a hidden repository specification and creates a codebase; a finder sees only the codebase and a specification-traced multiple-choice question bank. The protocol separates behavioral correctness from artifact-side recovery and reports recovery accuracy, repeatability, implementation coverage, and inspection effort. Accuracy and stability act as gates: effort is interpreted only when recovery succeeds reliably. Among artifacts from which the same intent can be recovered, lower effort by the same finder suggests that the artifact makes that intent easier to locate. Question-only and spec-only controls quantify generic priors and specification access, while audits separate omitted claims from finder failures and check whether correct answers cite artifact evidence. In the released high-prior task pack, recovery accuracy is near saturation, so inspection effort and finder-specific effects provide the main panel-local comparison. We release the harness, tasks, generated artifacts, records, canonical tables, reports, scripts, metadata, licenses, and evidence audit to support auditable extensions and private task packs.

1 Introduction

Passing tests establishes behavioral evidence without guaranteeing that code is easy to understand. Empirical work on ChatGPT-generated programs already treats correctness and code quality as separable concerns: beyond checking behavioral outcomes, Liu et al. analyze style and maintainability issues in generated Java and Python programs [Liu et al., 2024b]. As coding agents move from function synthesis to repository-level work, generated codebases increasingly become intermediate artifacts: one agent writes them, another inspects them, and later agents audit, modify, or extend them. A repository that hides design intent can impose extra inspection burden even when visible tests pass; one that exposes intent can make the same design easier to recover.

This mirrors a familiar software-engineering principle: maintainable code combines correctness with structure that helps future readers understand why it is written that way. Readability and structure are established software-quality concerns [Buse and Weimer, 2010, Börstler et al., 2023], and Parnas’s modularization criteria frame decomposition as a tool for system comprehensibility [Parnas, 1972]. In agent-managed repositories, the future reader may be another agent. The corresponding question is

whether the repository exposes intended behavior and design choices clearly enough for later agents to inspect, audit, and use it as context.

We separate three layers of agent-written software evaluation: behavioral correctness, artifact-side intent recoverability, and downstream modification success. Existing coding benchmarks primarily target behavioral correctness, including unit-test passing in HumanEval and MBPP [Chen et al., 2021, Austin et al., 2021], harder programming tasks in APPS and DS-1000 [Hendrycks et al., 2021, Lai et al., 2023], and issue-resolution patches in SWE-bench [Jimenez et al., 2024]. BUILD-AND-FIND targets the middle layer: before asking whether a later agent can safely modify a repository, we ask whether it can recover the intended behaviors and design choices from the repository itself.

The target construct is artifact-evidenced recovery. A correct answer should be distinguishable from alternatives using evidence in generated source files, tests, configuration, or documentation. This gives artifact-side evaluation a sharp boundary. Functional correctness asks whether the repository behaves correctly; downstream modification success asks whether a later agent can safely change it; artifact-evidenced recovery asks whether intended decisions are visible in the artifact before any modification is attempted.

In high-recovery regimes, accuracy alone is a coarse measure of artifact legibility. If two generated repositories both allow downstream agents to recover the same intended decisions, the amount of inspection required for that recovery becomes informative. An artifact that exposes intent through clear structure, tests, configuration, or documentation should require less finder inspection than one that buries the same intent. BUILD-AND-FIND therefore treats inspection effort as an agent-facing proxy for artifact legibility, interpreted only after recovery and stability gates.

The central idea is to treat generated code as external memory and as a communication medium. A hidden specification defines intended behaviors and design choices; a builder encodes them in a codebase; and a finder, seeing only the codebase and a question bank, tries to recover them. Accurate recovery with low inspection effort, after stability checks, indicates that the repository made the intended choices easier for downstream agents to find. The builder-finder split separates implementation ability from artifact recovery while exposing interactions between artifacts and inspection policies.

This paper makes four contributions.

1. **Evaluation target.** We define artifact-evidenced recovery of intended repository behavior and design choices as a distinct layer between behavioral correctness and downstream modification success.
2. **Builder-finder protocol.** Builders see hidden specifications and produce repositories; finders see only those repositories plus specification-traced question banks.
3. **Measurement contract.** We report recovery accuracy, stability, implementation coverage, and inspection effort; effort is interpreted as a proxy for artifact legibility only after recovery and stability gates.
4. **Calibration and release.** We include question-only, spec-only, compile-failed, low-prior, evidence-audit, and builder-finder affinity diagnostics, and release the harness, artifacts, records, canonical tables, reports, scripts, metadata, licenses, and evidence audits needed for audit.

Empirical scope. BUILD-AND-FIND treats controls as part of the evaluation contract: they separate ordinary engineering priors, specification access, and artifact-conditioned recovery. Section 4.2 reports the calibration numbers; the empirical claims in this release are panel-local and prior-conditioned.

2 Related work

Functional code generation. HumanEval [Chen et al., 2021] and MBPP [Austin et al., 2021] established compact unit-test-based evaluations for code models. APPS [Hendrycks et al., 2021], DS-1000 [Lai et al., 2023], and LiveCodeBench [Jain et al., 2025] broaden the task distribution and contamination controls. These benchmarks answer whether generated code satisfies behavioral tests. Our protocol asks a different question: after a repository is generated, does it expose the intended decisions clearly enough for a downstream agent to recover them?

Code understanding and code QA. Code-understanding and code-QA benchmarks evaluate adjacent capabilities. CodeXGLUE [Lu et al., 2021] combines program-understanding and generation tasks, InfiBench [Li et al., 2024] evaluates code-related QA, and repository-level QA benchmarks such as SpyderCodeQA, CodeRepoQA, and SWE-QA test semantic, dependency, intention, and multi-hop repository understanding [Strich et al., 2024, Hu et al., 2025, Peng et al., 2025]. These tasks usually start from an existing repository. BUILD-AND-FIND first asks a builder to create a repository from a hidden specification, then asks what information that generated artifact carries for a finder that never sees the specification.

Repository-level software engineering. SWE-bench [Jimenez et al., 2024] and SWE-bench Verified [OpenAI, 2024] evaluate model patches on real GitHub issues. RepoBench [Liu et al., 2024a] targets repository-level retrieval and completion. These settings capture realistic software context through patch correctness or completion endpoints. Our endpoint is different: the produced repository itself becomes the object that future agents must inspect.

Program comprehension and maintainability. Program-comprehension and maintainability work studies how readers ask questions about code and reason about behavior [Sillito et al., 2006, Ko and Myers, 2008, 2010, Buse and Weimer, 2010, Oliveira et al., 2020]. BUILD-AND-FIND uses this perspective to define an intermediate evaluation target. Before measuring whether a later agent can safely modify a generated repository, we measure whether it can recover the decisions that the repository was meant to express.

Interactive and long-horizon agent benchmarks. Interactive and long-horizon benchmarks such as τ -bench, MLE-bench, PaperBench, and Terminal-Bench evaluate agents that act through tools, APIs, terminals, research workflows, and sandboxed environments [Yao et al., 2025, Chan et al., 2025, Starace et al., 2025, Merrill et al., 2026]. These benchmarks share our focus on agentic, tool-mediated work. Their primary outcome is task completion in an environment; our benchmark asks whether the artifact produced by one agent makes intended decisions recoverable for another agent, and how much inspection that recovery requires.

3 Protocol design

3.1 Builder-finder protocol

Each task t contains a hidden specification with intended behaviors and design choices. It also contains a question bank whose gold answers are traced to specific items in that specification. These traces make the recovery target auditable, following the broader role of traceability in software-intensive systems [Cleland-Huang et al., 2014]. The question-bank form is also motivated by program-comprehension work showing that developers ask concrete questions during evolution tasks [Sillito et al., 2006], including why and why-not questions about program behavior [Ko and Myers, 2008, 2010].

A builder b receives the task prompt and constructs a self-contained codebase $A_{b,t,r}$ on trial r . Build validation records compile checks and structural metadata. A finder f then receives only the artifact and the question bank; the hidden specification remains unavailable. Functional tests ask whether the code behaves as intended. BUILD-AND-FIND asks whether the intended behavior and design choices are recoverable from the artifact. Appendix A states the build, find, and orchestration steps as pseudocode.

The finder inspects files, makes tool calls, and writes a structured answer file. Each question is a four-option multiple-choice item with deterministic option shuffling per run. Exact-match grading avoids free-form answer parsing and keeps partial runs auditable.

The intended construct is artifact-evidenced recovery: a correct answer should be distinguishable from plausible alternatives by evidence in source files, tests, configuration, or documentation. Exact-match grading keeps the formal score deterministic. Specification traces, prior controls, compile-failed stress diagnostics, and the post-hoc artifact-evidence audit in Appendix I test whether that deterministic score matches the intended construct. The audit counts a correct answer as evidence-supported only when the cited file, symbol, or snippet-level rationale distinguishes the selected option from plausible alternatives.

We refer to these artifact-conditioned runs as the *formal condition*; some tables abbreviate them as formal runs or rows.

3.2 Finders as measurement instruments

Finders play two roles. In the benchmark, they are calibrated measurement instruments. In the target deployment setting, they approximate downstream agents that must use generated repositories as external memory. The measured result therefore depends on both the artifact and the finder: a weak finder can make good artifacts look opaque, while a very strong finder can mask artifact differences. This mirrors a broader evaluation problem: assessing LLM-generated code and text is difficult, and LLM-as-a-judge methods require calibration for reliable use [Wang et al., 2025].

We therefore analyze finder validity before comparing artifacts. A useful finder panel has high artifact-conditioned recovery, passes control checks, retains performance on low-prior or implementation-signal questions, and spans more than one model family. We also report builder–finder affinity: pair-specific recovery or effort effects after accounting for the builder’s average artifact legibility and the finder’s average inspection ability. Affinity is panel-local and diagnostic. Appendix E reports the per-finder calibration.

3.3 Prior and specification controls

Software tasks contain legitimate engineering priors. A finder may infer that a database should use write-ahead logging or that a web server should separate routing from middleware without reading a particular artifact. The benchmark therefore quantifies prior answerability with controls while preserving natural requirements.

In the *question-only* control, a finder receives only the question bank. In the *spec-only* control, it receives the same specification given to builders. Thus the specification is hidden from artifact-conditioned finders and deliberately exposed in this control. These controls give artifact-conditioned accuracy its prior and specification context. In this task pack, question-only exact-match accuracy is high, so accuracy serves primarily as a recovery gate and calibration signal; conditional inspection effort carries the main artifact-legibility comparison. The effort analysis then asks a narrower question: among successful recoveries on compile-passing artifacts, how much inspection does the same finder spend to recover the same intended decisions? Compile-failed artifacts are reported as stress diagnostics.

3.4 Recovery and inspection-effort metrics

We interpret inspection effort as a proxy for agent-facing artifact legibility. The proxy is meaningful only when recovery succeeds reliably: among artifacts encoding the same intended design, lower effort suggests that the design is easier for the finder to locate. Consequently, inspection effort is never interpreted without recovery accuracy, repeatability, and coverage.

The scoring set is restricted to claims that the artifact actually implements as the gold specification behavior. Let Q_t be the question set for task t . For an artifact $A_{b,t,r}$, let $Q_{b,t,r}^+ \subseteq Q_t$ be the subset of questions whose artifact-question audit label is implemented-gold. Finder recovery metrics use this audited scoring set. Non-gold and ambiguous pairs enter builder-side implementation coverage reports and are excluded from finder recovery scoring. Per-run answer accuracy is

$$\text{Acc}(b, f, t, r) = \frac{1}{|Q_{b,t,r}^+|} \sum_{q \in Q_{b,t,r}^+} \mathbf{1}\{\hat{y}_{b,f,t,r,q} = y_{t,q}\}. \quad (1)$$

Here \hat{y} is the finder’s answer and y is the gold option. A run is *all-correct* when all questions in $Q_{b,t,r}^+$ are answered correctly. The observed inspection effort for a run is kept unchanged: the finder spent the full recorded inspection bytes, while accuracy and all-correct status are computed over the audited scoring set. Accuracy is a validity check and context signal: it says whether recovery happened, while artifact legibility is evaluated through conditional inspection effort.

The reported effort unit is *novel agent inspection bytes*: new artifact bytes retrieved or requested by the finder through retrieval and tool calls, excluding system prompts, tool schemas, transport overhead, and replayed context. Bytes provide a tokenizer-independent unit; tokenization is model-specific,

so the same retrieved source span can yield different token counts for different finders. Because raw bytes are finder-specific, builder artifacts are compared only within the same finder-task context. Conditional R_b is the geometric mean, over contributing all-correct finder-task cells, of the builder’s mean all-correct effort divided by the minimum contributing builder effort in that same finder-task cell. Missing all-correct cells are excluded from R_b and reported as coverage failures.

We also report a task-level recovery gate. For each builder–finder–task cell, the gate uses simple mean audited answer recovery over repeated find runs. The number of contributing cells is reported as a separate coverage quantity. This keeps the recovery gate separate from inspection effort; it asks whether recovered answers are reliable where the artifact exposes implemented-gold claims. Appendix F gives the full byte accounting and metric equations.

The three reported views answer different methodological questions. Exact-match accuracy asks whether recovery occurred at all. Conditional R_b asks, among successful recoveries, how much inspection effort the same finder needed for each artifact. The task-level recovery gate asks whether the cell is recoverable enough for effort to be interpreted. Reporting all three avoids treating a low-effort but unreliable artifact as equivalent to a consistently recoverable one.

4 Empirical validation

We report controls before effort so artifact legibility is interpreted only after prior, coverage, and recovery gates. The empirical section therefore starts with prior and stress calibration, then reports repeatability, implementation-aware recovery, conditional effort, rank stability, affinity, and low-prior evidence audits.

4.1 Study setup

The reported study uses two executable repository task families, `scratch_minidb` and `scratch_nanoweb`, with 15 questions per task. We evaluate Claude Opus 4.7 and Sonnet 4.6, GPT-5.5 and GPT-5.4-mini, MiMo-v2.5-pro, and MiMo-v2.5, each at high and low reasoning effort. Each builder-task cell has two build trials; each status-ok artifact whose release path exists is inspected by each finder for three trials.

The artifact-present release contains 48 builds, 1728 artifact-conditioned find records, and 25920 raw question rows. The compile-pass primary panel contains 41 builds, 1476 find records, and 22140 raw question rows. Seven artifact-present builds failed the compile probe and are retained only as stress-test diagnostics.

After the compile and artifact-presence checks, we audited each artifact-question pair to verify whether the generated artifact implements the gold specification claim being scored. The audit uses a two-stage process. First, an automated conformance-triage script compares stable answers from selected base finders, `codex_gpt5_5` and `claude_code_opus_4_7`, over repeated artifact-conditioned runs; both selected base finders are also members of the reported finder panel. Artifact-question pairs that meet the stable selected-finder agreement policy receive a consensus prelabel. Second, rows in the manual-review queue are inspected and merged as manual-review labels. The final release records this provenance in `label_source`: 696 of 720 artifact-question rows are `consensus_prelabel`, and 24 are `manual_review`.

The audit labels pairs as implemented-gold, implemented-non-gold, or absent/ambiguous. Finder recovery metrics are computed on implemented-gold pairs; non-gold and ambiguous pairs are reported separately as builder-side implementation coverage. The audit constructs the scoring set to avoid penalizing finders for gold claims that a builder artifact did not implement. In the compile-pass primary panel, this gives 592 audited scoring pairs and 21312 scored finder-answer rows.

This audit changes the recovery question but does not hide builder failures. Across artifact-present builds, builder-side implementation coverage ranges from 85.0% to 100.0%, with four builders at 100% coverage. Artifact quality is therefore interpreted through implementation coverage, recovery, stability, and effort jointly.

Task specifications and question banks were schema-validated and manually reviewed, and the 48 generated artifacts were audited for direct answer leakage; we found no such patterns. Appendix G

Table 1: Prior, artifact, and stress calibration. Artifact-conditioned rows use the audited scoring set; Δ is lift over question-only.

Slice	Task	Build	Find	Accuracy	Perfect	Δ vs. question-only
Question-only	all	–	–	94.5%	–	–
Spec-only	all	–	–	99.9%	–	+5.4 pp
Artifact-present, all	all	48	1728	98.9%	86.4%	+4.4 pp
Compile-pass primary	all	41	1476	98.9%	86.4%	+4.4 pp
Compile-failed excluded	all	7	252	98.8%	86.1%	+4.2 pp

Table 2: Repeatability controls. Formal rows use the audited scoring set; agreement requires all three attempts in a matched cell to be correct.

Slice	Build	Find	Answer rows	3-trial agreement	Reliable questions
Formal, all tasks	41	1476	21312	97.5%	96.7%
Spec-only control	–	72	1080	99.7%	100.0%
Question-only control	–	72	1080	86.7%	66.7%

decomposes compile-probe exclusions, and Appendix H reports the audit scope and qualitative artifact patterns.

4.2 Prior and stress calibration

Table 1 calibrates priors, specification access, artifact-conditioned recovery, and compile-probe exclusions. The high question-only baseline is a central limitation of this task pack: accuracy still verifies recovery, but it is not the main discriminative signal. Effort and affinity are interpreted under this calibration and restricted to compile-passing artifacts.

4.3 Stability and repeatability

Repeated trials estimate reliability across attempts. Table 2 reports repeatability controls for the formal artifact-conditioned condition and the question-only and spec-only controls. Low-effort but unstable artifacts therefore receive weaker evidence than artifacts that are both recoverable and repeatable.

4.4 Implementation-aware recovery gates

Before interpreting effort, we combine builder-side implementation coverage with downstream recovery on implemented-gold claims. This prevents an artifact from looking strong merely because unimplemented claims were excluded from finder scoring. Implementation-aware downstream recovery ranges from 84.0% to 99.4% across builders. Because audited-row downstream recovery is uniformly high (97.3–99.5%), most variation comes from builder-side implementation coverage (85.0–100.0%), not from finder failure on implemented claims. Appendix J gives the full builder-level view.

Table 3 reports the complementary task-level recovery gate. Entries are computed before inspection-effort normalization or task-length compounding, reserving effort analysis for Figure 1. The table separates the two task families because aggregate recovery can hide task-specific gaps. Among reported builder–task entries with implemented-gold evidence, audited answer recovery is already high: every reported entry exceeds 96%, and most are near or above 98%. This near-saturation motivates the conditional inspection-effort analysis in Section 4.5. The parenthesized cell count identifies whether the value rests on the full finder panel for that task.

4.5 Conditional inspection effort

Figure 1 reports the builder effort score, R_b , on cells where a finder answered all questions correctly at least once. High- and low-effort panels are computed separately so that the denominator for each finder-task cell is defined inside a single effort regime.

Table 3: Task-level recovery gate. Entries report mean audited answer recovery; parentheses give contributing finder cells.

High effort			Low effort		
Builder	minidb	nanoweb	Builder	minidb	nanoweb
GPT-5.5	97.8% (6/6)	99.8% (6/6)	GPT-5.5	98.7% (6/6)	99.6% (6/6)
GPT-5.4-mini	98.1% (6/6)	100.0% (6/6)	GPT-5.4-mini	97.6% (6/6)	99.4% (6/6)
Opus 4.7	99.8% (6/6)	99.4% (6/6)	Opus 4.7	99.4% (6/6)	99.3% (6/6)
Sonnet 4.6	98.9% (6/6)	99.8% (6/6)	Sonnet 4.6	99.4% (6/6)	98.8% (6/6)
MiMo 2.5 Pro	99.8% (6/6)	– (0/6)	MiMo 2.5 Pro	– (0/6)	98.9% (6/6)
MiMo 2.5	96.1% (6/6)	98.0% (6/6)	MiMo 2.5	98.3% (6/6)	97.6% (6/6)

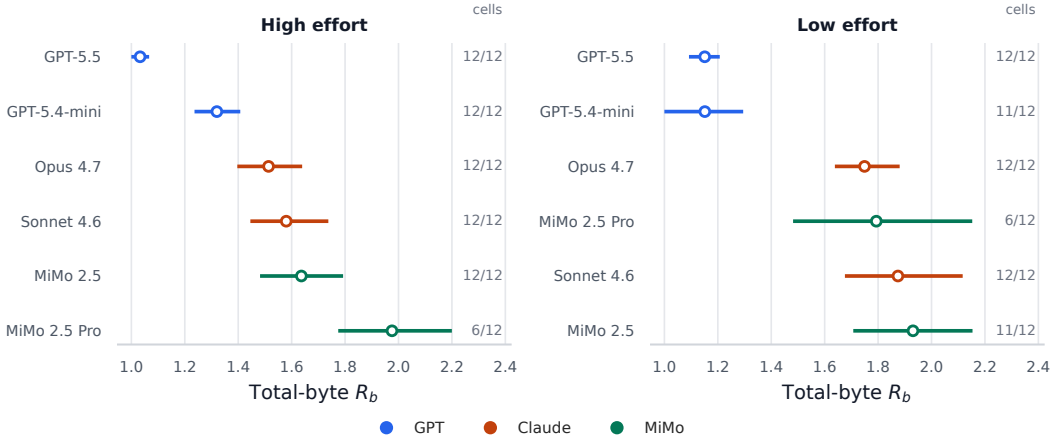


Figure 1: Conditional inspection effort, R_b , on all-correct cells. Scores use the audited scoring set; missing cells are failure signals.

Under this metric in the compile-pass panel, the GPT-5.5 rows are examples of full-coverage, low-effort artifact recovery: $R_b = 1.033$ in the high-effort panel and $R_b = 1.151$ for GPT-5.5-low in the low-effort panel. GPT-5.4-mini-high remains second in the high-effort panel ($R_b = 1.320$). In the low-effort panel, GPT-5.4-mini-low is nearly tied with GPT-5.5-low after rounding while contributing 11/12 all-correct cells. This is a panel-local artifact comparison: artifacts are compared by how much effort the same finders needed to recover intent in the same finder-task context. Appendix M reports vendor token usage separately.

Appendix F also reports AELS, a compact aggregate diagnostic that combines audited recovery, repeatability, contributing-cell coverage, and weakly damped conditional inspection effort. We treat AELS as a tie-breaker summary rather than a replacement for the separated recovery, coverage, stability, and effort views.

Coverage remains part of the interpretation. GPT-5.4-mini-low improves from 7/12 to 11/12 contributing low-effort cells after the audit, but still has one missing all-correct cell; the task-level recovery gate in Table 3 keeps such partial-recovery behavior visible.

4.6 Rank stability

The effort score aggregates over finders, so the interpretation depends on whether finders agree about relative artifact effort. Appendix Figure 4 reports Kendall τ across finder pairs on total-byte orderings in all-correct cells. High-effort agreement is moderate and positive on both tasks. Low-effort agreement is task-dependent: weaker on `scratch_minidb`, stronger on `scratch_nanoweb`. These diagnostics guide construction of family-diverse finder panels for follow-on evaluations.

4.7 Builder-finder affinity

If generated repositories are communication artifacts for future agents, their legibility may depend on who reads them. The affinity residuals ask whether a builder-finder pair recovers intent better

Table 4: Low-prior recovery and evidence-audit summary. Audit rows report supported sampled correct answers.

Slice	Question-only	Artifact-conditioned	Lift
All audited scoring rows	94.5%	98.9%	+4.4 pp
Low-prior subset	88.9%	97.9%	+9.0 pp

Audit slice	Supported / sampled
All sampled correct answers	65 / 72
Low-prior sampled answers	35 / 36

or worse than expected after accounting for builder and finder marginal effects. The full matrix in Appendix Figure 5 reports pair-specific residuals. At the family level, same-family residuals are positive for OpenAI/Codex (+0.076), Claude (+0.041), and MiMo (+0.027), while most cross-family cells are near zero or negative. Appendix K reports the full 12-agent matrix and family-level table.

4.8 Low-prior and evidence-audit sensitivity

Low-prior subsets and artifact-evidence audits test whether recovery still depends on artifact evidence when generic priors are less helpful. The low-prior subset contains ten questions, five per task, selected by question-only three-trial agreement below 90%. On this subset, question-only accuracy is 88.9% and no question reaches the reliable-question threshold. Compile-pass artifact-conditioned recovery on the audited scoring set is 97.9%, a +9.0 point lift over question-only. The lift is task dependent: `scratch_minidb` rises from 90.0% to 96.8%, while `scratch_nanoweb` rises from 87.8% to 98.9%.

Table 4 summarizes the prior-sensitivity slice and the post-hoc evidence audit in the main text.

The post-hoc artifact-evidence audit samples 72 correct compile-pass answers and checks whether cited files, symbols, and rationales distinguish the selected option from alternatives. The audit provides supporting construct evidence: exact-match recovery in the released records usually has artifact-grounded support. In the supported or partially supported audit rows, cited evidence is dominated by source files (66 of 68 rows), with README/docs or configuration/Cargo files appearing in 7 rows each and tests absent as the primary cited channel. Restricted-view ablations such as README-only, source-only, tests-only, or config-only views require new finder runs and should be reported as a separate evidence layer. Appendix L gives the full low-prior effort, recovery, rank-stability, and affinity diagnostics, and Appendix I gives the sampling rule and labels.

5 Discussion

BUILD-AND-FIND establishes an evaluation contract for artifact-side analysis. Controls quantify prior answerability, audits report builder-side implementation coverage, and recovery and stability act as gates before inspection effort serves as an observable proxy for agent-facing artifact legibility. This separation keeps the benchmark useful in high-recovery settings: when exact-match recovery saturates, inspection effort remains an observable artifact behavior rather than a replacement for correctness.

Effort matters only because the protocol first asks whether recovery is correct and repeatable. A repository that is quick to inspect but unstable is not treated as better than a slower but reliable repository. Conversely, among artifacts that expose the same intended decisions, the extra inspection required by the same finder is evidence that the artifact is harder for downstream agents to use as working context. Affinity diagnostics add a second caution: legibility can be reader-dependent, so builder rankings should be interpreted together with finder calibration and family-diverse panels.

6 Scope and limitations

The empirical claims are scoped to the released panel, two task families, finder policies, and strong priors: question-only accuracy reaches 94.5%, so accuracy is a gate while conditional effort carries the artifact-legibility comparison. The scoring audit avoids penalizing finders for unimplemented

gold claims, but BUILD-AND-FIND measures agent-facing recovery of specification-traced labels. It does not measure runtime correctness, security, deployment readiness, or human maintainability. The implementation audit is artifact inspection, not a full behavioral conformance test suite. Public task packs may also become contaminated, so private packs remain necessary.

7 Release, safety, and maintenance

This study uses synthetic software tasks and no human-subject data; coding-agent runs should execute in isolated workspaces with resource limits. We release the harness, task specs, question banks, artifacts, records, canonical tables, reports, scripts, claim-evidence map, Croissant-compatible metadata [Akhtar et al., 2024], licenses, and evidence audit. Stored records and deterministic transforms reproduce the reported analysis; live reruns depend on provider models, CLIs, endpoints, and drift. Prior benchmark assets are cited for context and are not redistributed. Model APIs and CLIs listed in Tables 6 and 7 were accessed as provider services under their applicable terms; no model weights or provider CLI code are redistributed.

8 Conclusion

BUILD-AND-FIND treats generated repositories as communication artifacts for future agents. The builder-finder protocol asks whether a downstream agent can recover intended behavior and design choices from the repository alone. In the released high-prior task pack, recovery accuracy is already near saturation, so inspection effort provides the main panel-local comparison after recovery and stability gates. The resulting benchmark does not replace behavioral correctness tests; it adds an artifact-side view of whether generated repositories expose intent clearly enough for later agents to use.

References

- Mubashara Akhtar, Omar Benjelloun, Costanza Conforti, Luca Foschini, Pieter Gijsbers, Joan Giner-Miguel, Sujata Goswami, Nitisha Jain, Michalis Karamousadakis, Satyapriya Krishna, Michael Kuchnik, Sylvain Lesage, Quentin Lhoest, Pierre Marcenac, Manil Maskey, Peter Mattson, Luis Oala, Hamidah Oderinwale, Pierre Ruysen, Tim Santos, Rajat Shinde, Elena Simperl, Arjun Suresh, Geoffry Thomas, Slava Tykhonov, Joaquin Vanschoren, Susheel Varma, Jos van der Velde, Steffen Vogler, Carole-Jean Wu, and Luyao Zhang. Croissant: A metadata format for ML-ready datasets. In *Advances in Neural Information Processing Systems*, volume 37, pages 82133–82148. Curran Associates, Inc., 2024. doi: 10.52202/079017-2610. URL https://proceedings.neurips.cc/paper_files/paper/2024/file/9547b09b722f2948ff3ddb5d86002bc0-Paper-Datasets_and_Benchmarks_Track.pdf.
- Jacob Austin, Augustus Odena, Maxwell Nye, Maarten Bosma, Henryk Michalewski, David Dohan, Ellen Jiang, Carrie Cai, Michael Terry, Quoc Le, and Charles Sutton. Program synthesis with large language models. *arXiv preprint arXiv:2108.07732*, 2021.
- Jürgen Börstler, Kwabena E. Bennin, Sara Hooshangi, Johan Jeuring, Hieke Keuning, Carsten Kleiner, Bonnie MacKellar, Rodrigo Duran, Harald Störrle, Daniel Toll, and Jelle van Assema. Developers talking about code quality. *Empirical Software Engineering*, 28(6):128, 2023. doi: 10.1007/s10664-023-10381-0.
- Raymond P. L. Buse and Westley Weimer. Learning a metric for code readability. *IEEE Transactions on Software Engineering*, 36(4):546–558, 2010. doi: 10.1109/TSE.2009.70.
- Jun Shern Chan, Neil Chowdhury, Oliver Jaffe, James Aung, Dane Sherburn, Evan Mays, Giulio Starace, Kevin Liu, Leon Maksin, Tejal Patwardhan, Aleksander Madry, and Lilian Weng. MLE-bench: Evaluating machine learning agents on machine learning engineering. In *International Conference on Learning Representations*, 2025.
- Mark Chen, Jerry Tworek, Heewoo Jun, Qiming Yuan, Henrique Ponde de Oliveira Pinto, Jared Kaplan, Harri Edwards, Yuri Burda, Nicholas Joseph, Greg Brockman, et al. Evaluating large language models trained on code. *arXiv preprint arXiv:2107.03374*, 2021.

- Jane Cleland-Huang, Orlena C. Z. Gotel, Jane Huffman Hayes, Patrick Mäder, and Andrea Zisman. Software traceability: Trends and future directions. In *Future of Software Engineering, FOSE 2014*, pages 55–69, 2014. doi: 10.1145/2593882.2593891.
- Dan Hendrycks, Steven Basart, Saurav Kadavath, Mantas Mazeika, Akul Arora, Ethan Guo, Collin Burns, Samir Puranik, Horace He, Dawn Song, and Jacob Steinhardt. Measuring coding challenge competence with APPS. In *Advances in Neural Information Processing Systems*, 2021.
- Ruida Hu, Chao Peng, Jingyi Ren, Bo Jiang, Xiangxin Meng, Qinyun Wu, Pengfei Gao, Xinchun Wang, and Cuiyun Gao. Understanding large language model performance in software engineering: A large-scale question answering benchmark. In *Proceedings of the 48th International ACM SIGIR Conference on Research and Development in Information Retrieval*. ACM, 2025. doi: 10.1145/3726302.3730262.
- Naman Jain, King Han, Alex Gu, Wen-Ding Li, Fanjia Yan, Tianjun Zhang, Sida Wang, Armando Solar-Lezama, Koushik Sen, and Ion Stoica. LiveCodeBench: Holistic and contamination-free evaluation of large language models for code. In *International Conference on Learning Representations*, 2025.
- Carlos E. Jimenez, John Yang, Alexander Wettig, Shunyu Yao, Kexin Pei, Ofir Press, and Karthik Narasimhan. SWE-bench: Can language models resolve real-world GitHub issues? In *International Conference on Learning Representations*, 2024.
- Andrew J. Ko and Brad A. Myers. Debugging reinvented: Asking and answering why and why not questions about program behavior. In *Proceedings of the 30th International Conference on Software Engineering*, pages 301–310. ACM, 2008. doi: 10.1145/1368088.1368130.
- Andrew J. Ko and Brad A. Myers. Extracting and answering why and why not questions about Java program output. *ACM Transactions on Software Engineering and Methodology*, 20(2):4:1–4:36, 2010. doi: 10.1145/1824760.1824761.
- Yuhang Lai, Chengxi Li, Yiming Wang, Tianyi Zhang, Ruiqi Zhong, Luke Zettlemoyer, Wen-tau Yih, Daniel Fried, Sida Wang, and Tao Yu. DS-1000: A natural and reliable benchmark for data science code generation. In *Proceedings of the 40th International Conference on Machine Learning*, 2023.
- Linyi Li, Shijie Geng, Zhenwen Li, Yibo He, Hao Yu, Ziyue Hua, Guanghan Ning, Siwei Wang, Tao Xie, and Hongxia Yang. InfiBench: Evaluating the question-answering capabilities of code large language models. In *Advances in Neural Information Processing Systems, Datasets and Benchmarks Track*, 2024. doi: 10.52202/079017-4087.
- Tianyang Liu, Canwen Xu, and Julian McAuley. RepoBench: Benchmarking repository-level code auto-completion systems. In *International Conference on Learning Representations*, 2024a.
- Yue Liu, Thanh Le-Cong, Ratnadira Widyasari, Chakkrit Tantithamthavorn, Li Li, Xuan-Bach D. Le, and David Lo. Refining ChatGPT-generated code: Characterizing and mitigating code quality issues. *ACM Transactions on Software Engineering and Methodology*, 33(5):1–26, 2024b. doi: 10.1145/3643674.
- Shuai Lu, Daya Guo, Shuo Ren, Junjie Huang, Alexey Svyatkovskiy, Ambrosio Blanco, Colin Clement, Dawn Drain, Daxin Jiang, Duyu Tang, Ge Li, Lidong Zhou, Linjun Shou, Long Zhou, Michele Tufano, Ming Gong, Ming Zhou, Nan Duan, Neel Sundaresan, Shao Kun Deng, Shengyu Fu, and Shujie Liu. CodeXGLUE: A machine learning benchmark dataset for code understanding and generation. In *Advances in Neural Information Processing Systems, Datasets and Benchmarks Track*, 2021.
- Mike A. Merrill, Alexander G. Shaw, Nicholas Carlini, Boxuan Li, Harsh Raj, Ivan Bercovich, Lin Shi, Jeong Yeon Shin, Thomas Walshe, E. Kelly Buchanan, et al. Terminal-Bench: Benchmarking agents on hard, realistic tasks in command line interfaces. *arXiv preprint arXiv:2601.11868*, 2026.
- Delano Oliveira, Reynne Bruno, Fernanda Madeiral, and Fernando Castor. Evaluating code readability and legibility: An examination of human-centric studies. In *Proceedings of the 2020 IEEE International Conference on Software Maintenance and Evolution*, pages 348–359. IEEE, 2020. doi: 10.1109/ICSME46990.2020.00041.

OpenAI. Introducing SWE-bench verified. <https://openai.com/index/introducing-swe-bench-verified/>, 2024.

David L. Parnas. On the criteria to be used in decomposing systems into modules. *Communications of the ACM*, 15(12):1053–1058, 1972. doi: 10.1145/361598.361623.

Weihan Peng, Yuling Shi, Yuhang Wang, Xinyun Zhang, Beijun Shen, and Xiaodong Gu. SWE-QA: Can language models answer repository-level code questions? *arXiv preprint arXiv:2509.14635*, 2025.

Jonathan Sillito, Gail C. Murphy, and Kris De Volder. Questions programmers ask during software evolution tasks. In *Proceedings of the 14th ACM SIGSOFT International Symposium on Foundations of Software Engineering*, pages 23–34. ACM, 2006. doi: 10.1145/1181775.1181779.

Giulio Starace, Oliver Jaffe, Dane Sherburn, James Aung, Jun Shern Chan, Leon Maksin, Rachel Dias, Evan Mays, Benjamin Kinsella, Wyatt Thompson, Johannes Heidecke, Amelia Glaese, and Tejal Patwardhan. PaperBench: Evaluating AI’s ability to replicate AI research. *arXiv preprint arXiv:2504.01848*, 2025.

Jan Strich, Florian Schneider, Irina Nikishina, and Chris Biemann. On improving repository-level code QA for large language models. In *Proceedings of the 62nd Annual Meeting of the Association for Computational Linguistics (Volume 4: Student Research Workshop)*, pages 209–244. Association for Computational Linguistics, 2024. doi: 10.18653/v1/2024.acl-srw.28.

Ruiqi Wang, Jiyu Guo, Cuiyun Gao, Guodong Fan, Chun Yong Chong, and Xin Xia. Can LLMs replace human evaluators? an empirical study of LLM-as-a-judge in software engineering tasks. *Proceedings of the ACM on Software Engineering*, 2(ISSTA):1955–1977, 2025. doi: 10.1145/3728963.

Shunyu Yao, Noah Shinn, Pedram Razavi, and Karthik Narasimhan. τ -bench: A benchmark for tool-agent-user interaction in real-world domains. In *International Conference on Learning Representations*, 2025.

The appendices follow the paper’s dependency order: protocol and implementation substrate; measurement calibration; validity audits; empirical diagnostics; and release documentation.

A Benchmark procedure

This appendix states the procedure as pseudocode. It complements the artifact-facing description in Section 3 and the harness notes in Appendix B. Notation follows Section 3.4: b is a builder, f a finder, t a task, and r a trial index. $A_{b,t,r}$ is the artifact a builder produces, Q_t the question bank, and $y_{t,q}$ the gold option for question q . We write R_{build} and R_{find} for per-cell trial counts.

Three properties are surfaced explicitly. First, the specification s_t is hidden from finders; only the artifact and the question bank cross the role boundary. Second, every invocation is keyed by a base seed seed_0 plus the trial index, so option order and any sampling decisions are reproducible. Third, find runs are gated on a successful build invocation: a build with `status = ok` produced an artifact directory and is eligible for artifact-conditioned find runs. For the reported primary analysis, compile-probe failure is an exclusion gate; excluded artifacts and their find records are retained for validity-stress diagnostics. Only agent-side failures (timeouts, CLI errors, infrastructure failures) keep an artifact out of the canonical artifact-present release.

Algorithm 1 BUILD-AND-FIND benchmark execution.

Require: Tasks \mathcal{T} (with hidden specs s_t and banks Q_t), builders \mathcal{B} , finders \mathcal{F} , trial counts $R_{\text{build}}, R_{\text{find}}$, base seed seed_0 .

Ensure: Build records and find records.

```
1:  $\mathcal{R}_{\text{build}} \leftarrow \emptyset$ ;  $\mathcal{R}_{\text{find}} \leftarrow \emptyset$ 
2: for all  $t \in \mathcal{T}$ ,  $b \in \mathcal{B}$ ,  $r \in \{0, \dots, R_{\text{build}} - 1\}$  do
3:    $\rho \leftarrow \text{BUILDER.RUN}(b, s_t, \text{seed}_0 + r, r)$ 
4:    $\mathcal{R}_{\text{build}} \leftarrow \mathcal{R}_{\text{build}} \cup \{\rho\}$ 
5: end for
6: for all  $\rho \in \mathcal{R}_{\text{build}}$  with  $\rho.\text{status} = \text{ok}$  and  $\rho.\text{compile\_pass}$ ,  $f \in \mathcal{F}$ ,  $r' \in \{0, \dots, R_{\text{find}} - 1\}$  do
7:    $\phi \leftarrow \text{FINDER.RUN}(f, \rho, Q_{\rho,t}, \text{seed}_0 + r', r')$ 
8:    $\mathcal{R}_{\text{find}} \leftarrow \mathcal{R}_{\text{find}} \cup \{\phi\}$ 
9: end for
10: return  $\mathcal{R}_{\text{build}}, \mathcal{R}_{\text{find}}$ 
```

Reported instantiation. The reported panel uses $|\mathcal{T}| = 2$ tasks (scratch_minidb, scratch_nanoweb), $|\mathcal{B}| = |\mathcal{F}| = 12$ agent configurations (Section 4, Table 6), $R_{\text{build}} = 2$ build trials per (b, t) cell, and $R_{\text{find}} = 3$ find trials per (ρ, f) cell. The build grid contains $|\mathcal{T}| \cdot |\mathcal{B}| \cdot R_{\text{build}} = 48$ status-ok artifact-present build runs. Seven fail the release-mode compile probe, leaving 41 compile-pass primary artifacts. Each task carries $|Q_t| = 15$ questions, yielding $41 \cdot |\mathcal{F}| \cdot R_{\text{find}} = 1476$ primary artifact-conditioned find records and $1476 \cdot 15 = 22140$ raw question rows. After this audit, 21312 primary finder-answer rows remain in the scored recovery set. The spec-only and question-only controls (Section 3.3) add $72 + 72$ control find records under the same R_{find} . The base seed is $\text{seed}_0 = 20260501$.

Algorithm 2 Builder trial: synthesize artifact $A_{b,t,r}$.

Require: Builder b , hidden spec s_t , seed, trial index r .

Ensure: Build record ρ .

```
1:  $W \leftarrow \text{NEWWORKSPACE}(b, t, r)$  ▷ isolated; seeded with edit-task starter if any
2:  $P_b \leftarrow \text{RENDERBUILDERPROMPT}(s_t)$  ▷ deterministic; finder never sees  $P_b$  or  $s_t$ 
3:  $u \leftarrow \text{INVOKE}(b, P_b, W, \tau = s_t \cdot \tau_{\text{build}})$  ▷ records token usage and novel inspection bytes
4:  $A_{b,t,r} \leftarrow W$  ▷ the codebase produced inside  $W$ 
5:  $v \leftarrow \text{VALIDATE}(A_{b,t,r})$  ▷ compile probe and structural metadata
6:  $\rho \leftarrow \langle b, t, r, A_{b,t,r}, u, v, \text{status} = u.\text{status}, \text{hash}(s_t), \text{hash}(P_b), \text{seed} \rangle$ 
7: return  $\rho$ 
```

The build record’s status field is taken from the agent invocation result, so it reflects whether the agent finished cleanly within its time budget. The compile-probe outcome lives in the validation payload v and is decoupled from status, so a status-ok artifact may still be retained as diagnostic evidence even when it is excluded from the primary find panel.

Algorithm 3 Finder trial: recover intent from artifact.

Require: Finder f , build record ρ with artifact $A_{\rho,b,\rho,t,\rho,r}$, question bank Q_t , seed, trial index r' .

Ensure: Find record ϕ with per-question correctness.

```
1: require  $\rho.status = \text{ok}$  and  $\rho.compile\_pass$  ▷ primary analysis gate
2:  $W' \leftarrow \text{CLONEReadonly}(A_{\rho,b,\rho,t,\rho,r})$  ▷ strips build outputs; finder cannot mutate the artifact
3: for all  $q \in Q_t$  do
4:    $\sigma_{r',q} \leftarrow \text{SHUFFLEOptions}(q, \text{seed} \oplus \text{hash}(q))$ 
5: end for
6:  $P_f \leftarrow \text{RENDERFINDERPROMPT}(Q_t, \{\sigma_{r',q}\}_q)$ 
7:  $u \leftarrow \text{INVOKE}(f, P_f, W', \tau = s_t \cdot \tau_{\text{find}})$ 
8:  $\hat{Y} \leftarrow \text{READANSWERS}(W'/\text{find\_answers.json})$ 
9: for all  $q \in Q_t$  do
10:   $\hat{y}_q \leftarrow \sigma_{r',q}^{-1}(\hat{Y}[q])$  ▷ de-shuffle to canonical option key
11:   $\text{correct}_q \leftarrow \mathbf{1}\{\hat{y}_q = y_{t,q}\}$ 
12: end for
13:  $\phi \leftarrow \langle f, \rho, r', \{(\hat{y}_q, \text{correct}_q)\}_{q \in Q_t}, u, \text{seed}, \text{hash}(P_f) \rangle$ 
14: return  $\phi$ 
```

The orchestrator drains the build queue before any find work starts. Records on disk are reused when their spec hash and prompt hash match the current configuration; mismatches abort to preserve raw evidence across re-runs. Per-run usage u is the source of the inspection-effort metric in Section 3.4: INVOKE routes each agent CLI through a local observation layer that records novel retrieval and tool-call bytes alongside vendor-reported tokens.

B Implementation details

The harness validates YAML specifications and question banks, renders deterministic builder and finder prompts, invokes agent CLIs through adapter registries, and writes append-only run records. Each record contains the task ID, status, validation or answer payload, and usage metrics where applicable; its manifest binds the registry agent ID, adapter family, model identifier, seed, trial ID, prompt hash, specification hash, creation time, BUILD-AND-FIND version, and environment hash. A local observation layer records novel retrieval bytes and novel tool-call bytes at the conversation level, excluding transport framing, tool schemas, system prompts, and replayed context.

C Additional experimental details

Each task has 15 multiple-choice questions. The reported logical view selects one successful row per planned logical cell and excludes older pilots and preserved infrastructure failures. Build trials use planned seed labels 20260501 and 20260502 as run identifiers. Finder trials use planned seeds 20260501, 20260502, and 20260503 both as run identifiers and as deterministic option-shuffle seeds. When a preserved infrastructure failure requires a rerun, the harness writes a distinct append-only recovery-seed record and the logical view selects the successful replacement. These seeds serve as run identifiers and deterministic shuffle seeds; provider-side sampling seeds are outside this record. Controls use the same finder panel and trial count but replace the artifact context with either the specification or the question bank alone. Some successful replacement build and find records use recovery-seed prefixes such as 202615xx; these are append-only rerun identifiers selected only after preserved infrastructure failures while leaving the logical trial index and option-shuffle seeds unchanged for finder trials.

Table 5: Logical panel accounting for the reported experiment. Question rows count graded multiple-choice answers.

Record type	Logical units	Records	Question rows
Planned build artifacts	2 tasks \times 12 builders \times 2 trials	48	–
Artifact-present generated artifacts	status-ok release path exists	48	–
Compile-pass primary artifacts	primary analysis gate	41	–
Compile-probe-failed artifacts	excluded diagnostic subset	7	–
Formal find runs	41 artifacts \times 12 finders \times 3 trials	1,476	22,140
Spec-only controls	2 tasks \times 12 finders \times 3 trials	72	1,080
Question-only controls	2 tasks \times 12 finders \times 3 trials	72	1,080

D Agent and harness configuration

Table 6: Agent configurations in the final panel.

Label	Harness / provider	Model identifier	Effort
Claude Opus 4.7	Claude Code / Anthropic	claude-opus-4-7	high
Claude Opus 4.7-low	Claude Code / Anthropic	claude-opus-4-7	low
Claude Sonnet 4.6	Claude Code / Anthropic	claude-sonnet-4-6	high
Claude Sonnet 4.6-low	Claude Code / Anthropic	claude-sonnet-4-6	low
GPT-5.5	Codex / OpenAI	gpt-5.5	high
GPT-5.5-low	Codex / OpenAI	gpt-5.5	low
GPT-5.4 Mini	Codex / OpenAI	gpt-5.4-mini	high
GPT-5.4 Mini-low	Codex / OpenAI	gpt-5.4-mini	low
MiMo 2.5 Pro	Claude Code / MiMo	mimo-v2.5-pro	high
MiMo 2.5 Pro-low	Claude Code / MiMo	mimo-v2.5-pro	low
MiMo 2.5	Claude Code / MiMo	mimo-v2.5	high
MiMo 2.5-low	Claude Code / MiMo	mimo-v2.5	low

Harness note. MiMo lacked a native coding-agent harness satisfying the orchestration and logging requirements of this benchmark. In our implementation, the MiMo API format was compatible with the Claude Code harness and incompatible with the Codex harness, so MiMo was invoked through the Claude Code harness. MiMo rows therefore evaluate model behavior together with the Claude-Code-style harness policy.

Table 7: Execution stack for the reported harness and analysis environment.

Component	Version or setting
Codex CLI	codex-cli 0.124.0
Claude Code CLI	2.1.114 (Claude Code)
BUILD-AND-FIND harness	0.1.0
Python	3.13.5
uv	0.9.8
Rust toolchain	rustc 1.94.0; cargo 1.94.0
Codex effort knob	model_reasoning_effort=high/low
Claude Code effort knob	-effort high/low

Run manifests record the exact registry agent ID, adapter family, model identifier, prompt hash, specification hash, seed, trial ID, creation time, BUILD-AND-FIND version, and environment hash for every build and find invocation. The release preserves these manifest fields as columns of the derived tables so that reported numbers can be audited without relying on appendix-level command transcripts.

The stored records and deterministic transforms reproduce the reported analysis. Live reruns of builder and finder interactions depend on provider model availability, CLI versions, provider endpoints, and model drift; reruns should therefore be treated as new evidence layers with their own records.

E Finder calibration

Table 8 reports the per-finder calibration evidence behind the instrument framing in Section 3. Formal recovery is artifact-conditioned exact-match recovery on the audited scoring set. The Δ columns report lift over the corresponding question-only control: overall, on low-prior questions, and on implementation-signal questions. Spec-only controls are saturated in this task pack and are retained as validity context in the generated calibration summaries.

Table 8: Finder calibration summary. Formal is a percentage; Δ columns are percentage-point lifts over the corresponding question-only control. Mean tokens are per find run, in thousands.

Finder	Formal	Q-only Δ	Low-prior Δ	Impl.-signal Δ	Mean tok.
Opus 4.7-high	99.8%	-0.2	-0.5	-0.2	889
Opus 4.7-low	99.7%	-0.3	-0.7	-0.4	470
Sonnet 4.6-high	99.6%	+4.1	+12.1	+6.1	133
Sonnet 4.6-low	99.5%	+1.7	+5.1	+2.6	116
GPT-5.5-low	99.4%	-0.6	-0.3	-0.2	390
GPT-5.5-high	99.2%	-0.8	-0.3	-0.2	547
MiMo-v2.5-high	99.0%	+5.7	+18.0	+8.8	404
MiMo-v2.5-low	98.8%	+3.3	+10.4	+5.3	397
MiMo-v2.5-pro-low	98.8%	+34.3	+39.8	+38.3	409
MiMo-v2.5-pro-high	98.7%	+8.7	+26.9	+11.7	413
GPT-5.4-mini-low	97.4%	-0.4	+1.1	+0.1	331
GPT-5.4-mini-high	97.2%	-2.8	-3.7	-2.5	639

The post-calibration core-finder selector in `scripts/select_eandd_core_finders.py` applies hard gates for formal recovery, finder-specific question-only lift, low-prior lift, implementation-signal lift, cost, rank-stability, and affinity. It selects Sonnet 4.6-low and Sonnet 4.6-high as the routine future finder panel, and records MiMo-v2.5-pro-low as a prior-stress audit finder. Under these gates, Opus and Codex finders have high formal recovery but saturated finder-specific question-only controls on this task pack, making them less useful for the routine panel’s prior-stress role. The generated selection artifact is `runs_release/reports/eandd_final/core_finder_selection/`.

F Metric details

The reported effort unit is novel agent inspection bytes, the sum of input-side `novel_retrieval_bytes` and output-side `novel_tool_call_bytes`. Retrieval bytes are distinct `tool_result` bytes delivered to the model. Tool-call bytes are emitted arguments for search

and read actions. System prompts, tool schemas, transport overhead, and replayed context are excluded.

All effort scores are computed inside a fixed analysis panel with builders \mathcal{B} , finders \mathcal{F} , and tasks \mathcal{T} . For an effort metric m , let $G_{b,f,t}$ be the all-correct runs for builder b , finder f , and task t on the audited scoring set. When this set is nonempty, the cell cost is

$$c_m(b, f, t) = \frac{1}{|G_{b,f,t}|} \sum_{r \in G_{b,f,t}} m(b, f, t, r). \quad (2)$$

If no all-correct run exists, the cell is excluded from the conditional effort average and counted in coverage. Within a fixed high- or low-effort panel, the within-finder ratio is

$$r_m(b, f, t) = \frac{c_m(b, f, t)}{\min_{b' \in \mathcal{B}: c_m(b', f, t) \text{ defined}} c_m(b', f, t)}. \quad (3)$$

Let \mathcal{C}_b be the finder-task cells where builder b has a defined all-correct cost. The conditional builder-conditioned artifact-effort diagnostic is

$$R_m(b) = \exp \left(\frac{1}{|\mathcal{C}_b|} \sum_{(f,t) \in \mathcal{C}_b} \log r_m(b, f, t) \right). \quad (4)$$

The tables write this score as R_b for the reported total-byte view and report $|\mathcal{C}_b|$ explicitly.

For the task-level recovery gate, define

$$g(b, f, t) = \bar{\text{Acc}}(b, f, t), \quad (5)$$

where $\bar{\text{Acc}}$ is computed on the audited scoring set and bars denote means over repeated find runs. For each builder–task table entry, let $\mathcal{D}_{b,t}$ be the set of contributing finders for builder b on task t . The table reports

$$G_{\text{task}}(b, t) = \frac{1}{|\mathcal{D}_{b,t}|} \sum_{f \in \mathcal{D}_{b,t}} g(b, f, t), \quad (6)$$

with the corresponding contributing finder-cell count reported in parentheses.

Aggregate tie-breaker diagnostic. For compact ordering, we define an artifact-evidenced legibility score

$$\text{AELS}_\eta(b) = \bar{A}_b \bar{S}_b C_b R_b^{-\eta}. \quad (7)$$

Here \bar{A}_b is mean audited recovery over formal primary cells, \bar{S}_b is mean repeat-answer agreement over repeated find runs, $C_b = |\mathcal{C}_b|/|\mathcal{F} \times \mathcal{T}|$ is contributing-cell coverage, and R_b is the total-byte conditional effort diagnostic above. We use $\eta = 0.1$ so effort acts as a weak tie-breaking discount. AELS is reported only as an aggregate diagnostic; the primary interpretation remains the separated gates and conditional effort views.

Table 9: Aggregate artifact-evidenced legibility score ($\text{AELS}_{0.1}$). Higher is better. \bar{A} is audited recovery, \bar{S} is repeatability, C is contributing-cell coverage, and R_b is conditional total-byte inspection effort.

Builder row	$\text{AELS}_{0.1}$	\bar{A}	\bar{S}	C	R_b
codex_gpt5_5_high	0.970	0.988	0.985	1.000	1.033
codex_gpt5_5_low	0.950	0.975	0.987	1.000	1.137
claude_code_opus_4_7_high	0.949	0.996	0.993	1.000	1.514
codex_gpt5_4_mini_high	0.948	0.991	0.983	1.000	1.320
claude_code_opus_4_7_low	0.934	0.994	0.993	1.000	1.727
claude_code_sonnet_4_6_low	0.876	0.942	0.984	1.000	1.750
claude_code_mimo_v2_5_low	0.767	0.915	0.976	0.917	1.927
claude_code_sonnet_4_6_high	0.685	0.960	0.989	0.750	1.483
codex_gpt5_4_mini_low	0.498	0.886	0.982	0.583	1.202
claude_code_mimo_v2_5_pro_low	0.456	0.989	0.978	0.500	1.799
claude_code_mimo_v2_5_high	0.390	0.857	0.960	0.500	1.715
claude_code_mimo_v2_5_pro_high	0.362	0.466	0.498	0.417	1.908

G Artifact layout sensitivity audit

The released primary panel uses a root-level compile probe: an artifact must present a complete Cargo project at the artifact root and pass `cargo build -release`. This gate treats project layout as both a communication artifact and packaging metadata, because downstream finders receive the artifact root as the codebase boundary.

To separate layout fidelity from Rust source buildability, we ran a post-hoc sensitivity audit on the seven artifact-present builds excluded by the primary compile gate. The audit used existing artifacts without rerunning builders or modifying outputs. If an excluded artifact had no root `Cargo.toml` but contained exactly one nested `Cargo.toml`, we copied that nested crate to a temporary directory and ran `cargo build -release` with an isolated target directory. Six of the seven excluded builds contained a unique nested crate, and all six built successfully under this relaxed probe. The remaining excluded build contained no Rust source files and no nested Cargo project.

Table 10: Post-hoc sensitivity audit for primary compile-probe exclusions. The relaxed probe supplies a diagnostic view alongside the primary panel.

Probe slice	Builds
Primary root-level compile-probe exclusions	7
Unique nested Cargo crate found	6
Nested crate builds under relaxed probe	6
Nested crate build failures	0
Nested crate build timeouts	0
No nested Cargo crate found	1

This audit shows that the excluded set is dominated by artifact-layout violations: six builds produced buildable source one directory below the expected artifact boundary, while one build contained no Rust source files or nested Cargo project. We therefore keep the primary estimand unchanged, but interpret the compile-probe exclusions as a mixture of layout-contract failures and no-source output diagnostics.

H Artifact audit and qualitative builder patterns

We manually inspected the 48 generated build artifacts in the canonical artifact-present release: two tasks, twelve builders, and two build trials per builder-task cell. The audit covered source files, tests, README files, configuration files, and Cargo metadata. It looked for direct gaming signals: question IDs, answer-option labels, gold-answer keys, answer-distribution hints, copied question or option phrasing, benchmark requirement or intention IDs embedded in artifacts, and documentation that repeated evaluation wording in place of describing the implementation. We found no evidence of these direct leakage patterns in the generated artifacts. This audit is a canonical-release validity check; adaptive-attack robustness remains a separate stress-test setting.

Table 11 reports builder-side implementation coverage over the artifact-present release. Coverage is the fraction of artifact-question pairs audited as implemented-gold. This is a builder-side diagnostic, separate from finder recovery and conditional inspection effort.

Table 11: Builder-side implementation coverage over artifact-present builds. Coverage is the fraction of artifact-question pairs audited as implemented-gold.

Builder	Pairs	Implemented-gold	Coverage	Non-gold / ambig.
Opus 4.7-high	60	60	100.0%	0 / 0
Opus 4.7-low	60	60	100.0%	0 / 0
GPT-5.4-mini-high	60	60	100.0%	0 / 0
GPT-5.5-high	60	60	100.0%	0 / 0
GPT-5.5-low	60	59	98.3%	1 / 0
Sonnet 4.6-high	60	58	96.7%	2 / 0
MiMo 2.5-low	60	57	95.0%	2 / 1
Sonnet 4.6-low	60	57	95.0%	3 / 0
MiMo 2.5 Pro-high	60	56	93.3%	4 / 0
MiMo 2.5 Pro-low	60	56	93.3%	4 / 0
MiMo 2.5-high	60	53	88.3%	4 / 3
GPT-5.4-mini-low	60	51	85.0%	8 / 1

The same inspection exposed qualitative differences in how builder families communicate design intent. Codex-built artifacts were generally more concise: they tended to use flatter crate layouts, shorter README files, and source organization as the main carrier of design intent. Claude Opus and Sonnet artifacts more often included longer README architecture sections and richer module-level comments, making design choices explicit in prose as well as code. MiMo artifacts were more variable, often with thicker scaffolding and more extensive project shells, but less consistent structure across trials. These patterns provide descriptive context for why artifact legibility can interact with finder family: downstream agents may benefit differently from terse code-structure signals versus explicit prose documentation.

I Post-hoc artifact-evidence audit

Exact-match grading makes the benchmark reproducible, but exact-match correctness alone cannot show whether a finder used artifact evidence. To connect the deterministic score to the intended construct, we audited a stratified sample of correct finder answers using the structured evidence fields already present in finder records. The formal score remains exact-match; this audit checks alignment between exact-match recovery and artifact-grounded rationales in the released records.

We sampled 72 correct answers from the compile-pass artifact-conditioned panel with audit seed 20260601, stratifying by task, builder family, finder family, and low-prior versus high-prior question status. The sample excludes question-only and spec-only controls. For each sampled answer, the auditor inspected the recorded rationale, evidence files, evidence symbols, and the corresponding artifact files.

We assign one of four labels. *Supported* means the cited artifact evidence directly supports the selected answer and distinguishes it from plausible alternatives. *Partially supported* means the cited evidence is relevant while leaving the gold option underdetermined. *Unsupported* means the cited evidence is absent, irrelevant, or contradicted by the artifact. *Prior-like* means the rationale mainly uses generic engineering priors or question wording.

Table 12: Post-hoc artifact-evidence audit over sampled correct finder answers. Unsupported and prior-like labels are combined in the final column.

Slice	N	Supported	Partial	Unsupported/Prior-like
All sampled correct answers	72	65	3	4
Low-prior questions	36	35	0	1
scratch_minidb	36	31	2	3
scratch_nanoweb	36	34	1	1

This audit evaluates construct alignment for the released exact-match records by checking whether existing correct answers often carry plausible artifact-grounded rationales. Among the 68 supported

or partially supported rows, cited evidence is concentrated in source files (66 rows); README/docs and configuration/Cargo files appear in 7 rows each, with tests absent as the primary cited channel in this sample. Restricted-view ablations such as README-only, source-only, tests-only, config-only, and source+tests without README views require new live finder runs and should be released as a separate evidence layer. A future task pack can promote these evidence fields into required, graded outputs.

J Accuracy and robustness views

Builder downstream accuracy provides validity context for the artifact-effort diagnostics. Figure 2 reports an implementation-aware recovery view: it combines builder-side implementation coverage with downstream recovery on audited scoring rows, while the effort views answer how much work the same finders spend. For builder b , the plotted rate is

$$D_b = \left(\frac{\sum_{f,t,a,s} \sum_{q \in Q_{b,t,a}^+} \mathbf{1}\{\hat{y}_{b,f,t,a,s,q} = y_{t,q}\}}{\sum_{f,t,a,s} |Q_{b,t,a}^+|} \right) \left(\frac{\sum_{t,a} |Q_{b,t,a}^+|}{\sum_{t,a} |Q_t|} \right). \quad (8)$$

The first factor is downstream recovery on the audited scoring set; the second factor is builder-side implementation coverage over artifact-present builds.

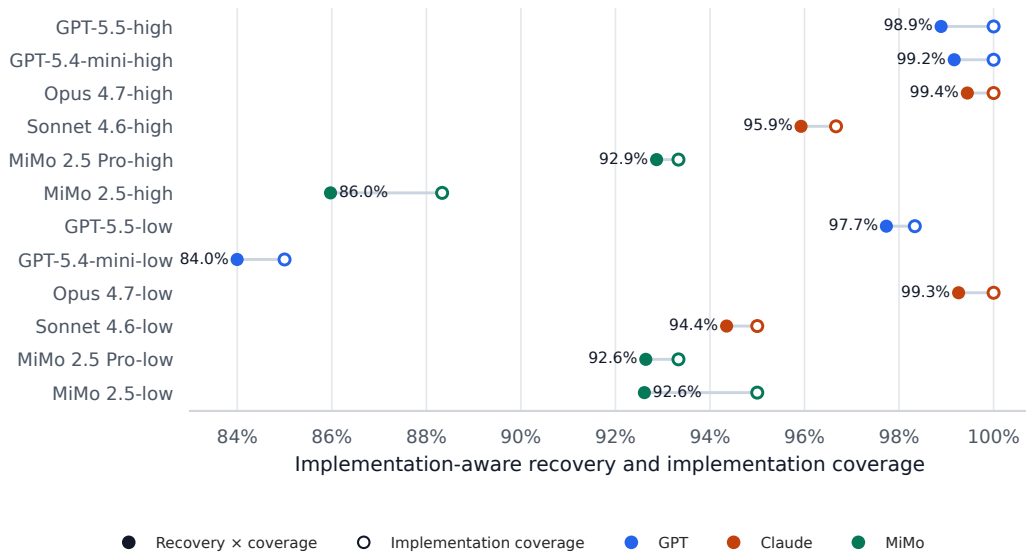


Figure 2: Implementation-aware builder downstream recovery diagnostic. Filled markers multiply downstream recovery on audited rows by builder-side implementation coverage; open markers show coverage alone. The axis is truncated, and values are diagnostic rather than a leaderboard.

Figure 3 reports pivot views that decouple several effects: which finders are used as instruments, whether builder and finder families are matched, and whether the questions are high-prior or implementation-sensitive. These slices are robustness checks around the reported artifact comparison. They show why the paper uses multiple views: raw recovery, finder accuracy, and conditional artifact-efficiency emphasize complementary parts of the panel.

Slice definitions are fixed by the analysis script. The calibrated-instrument row restricts the builder view to the four highest artifact-conditioned recovery finders and the finder view to the four highest downstream-recovery builders. Low-prior-answerability questions are those with question-only three-trial agreement below 90%. Implementation-signal questions are those where artifact-conditioned three-trial agreement exceeds question-only agreement by at least 5 percentage points. Cross-family rows exclude same-family builder-finder pairs.

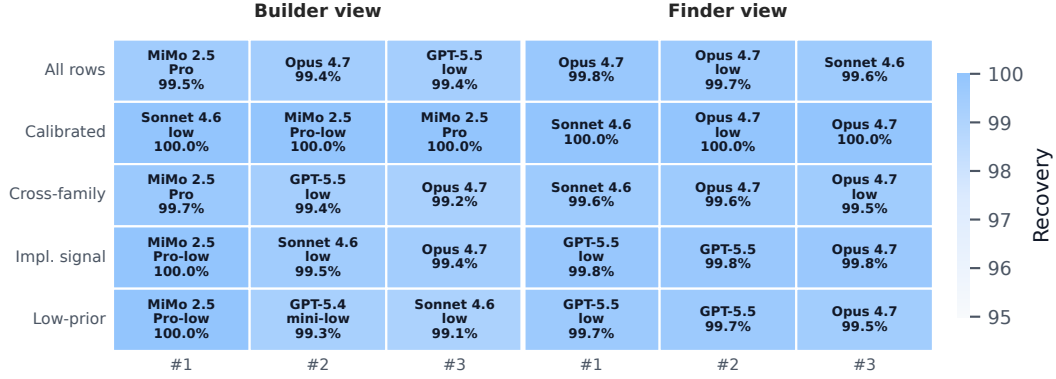


Figure 3: Control-conditioned robustness views. Values are exact-match recovery percentages over audited scoring rows.

Table 13: Task-specific calibration rows corresponding to Table 1. Artifact-conditioned rows use the audited scoring set.

Slice	Task	Build	Find	Accuracy	Perfect	Δ vs. question-only
Question-only	scratch_minidb	–	–	94.6%	–	–
Question-only	scratch_nanoweb	–	–	94.4%	–	–
Spec-only	scratch_minidb	–	–	99.8%	–	+5.2 pp
Spec-only	scratch_nanoweb	–	–	100.0%	–	+5.6 pp
Artifact-present, all	scratch_minidb	24	864	98.7%	83.2%	+4.1 pp
Artifact-present, all	scratch_nanoweb	24	864	99.1%	89.6%	+4.7 pp
Compile-pass primary	scratch_minidb	21	756	98.7%	82.7%	+4.1 pp
Compile-pass primary	scratch_nanoweb	20	720	99.2%	90.4%	+4.7 pp

Table 14: Task-specific repeatability rows omitted from Table 2.

Slice	Build	Find	Answer rows	3-trial agreement	Reliable questions
scratch_minidb, formal	21	756	10872	96.9%	93.3%
scratch_nanoweb, formal	20	720	10440	98.2%	100.0%

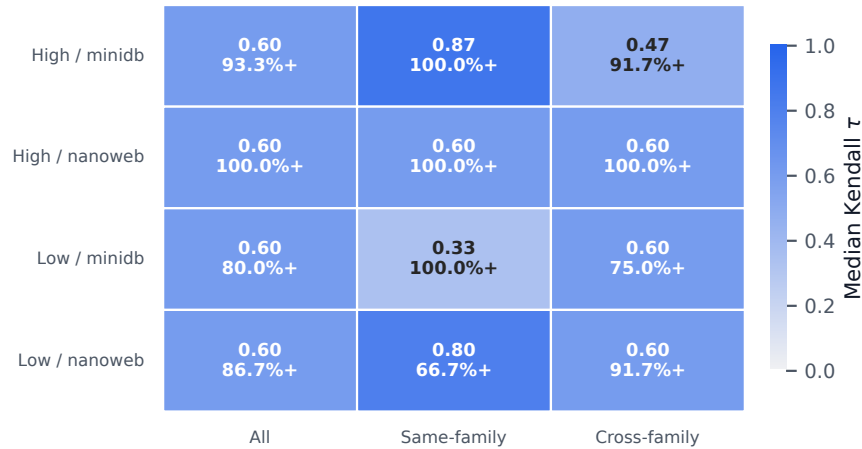


Figure 4: Pairwise finder agreement on total-byte builder-effort orderings in all-correct cells over the audited scoring set.

K Affinity diagnostics

Affinity residuals are diagnostic checks for pair-specific builder–finder effects. They are computed by taking the recovery score used in the matrix view, subtracting the builder mean and finder mean, and adding back the grand mean. Positive values indicate above-marginal recovery for a builder–finder pairing in this panel. These diagnostics have panel-local scope. Figure 5 shows the full 12-agent matrix, and Table 15 aggregates those residuals by model family.

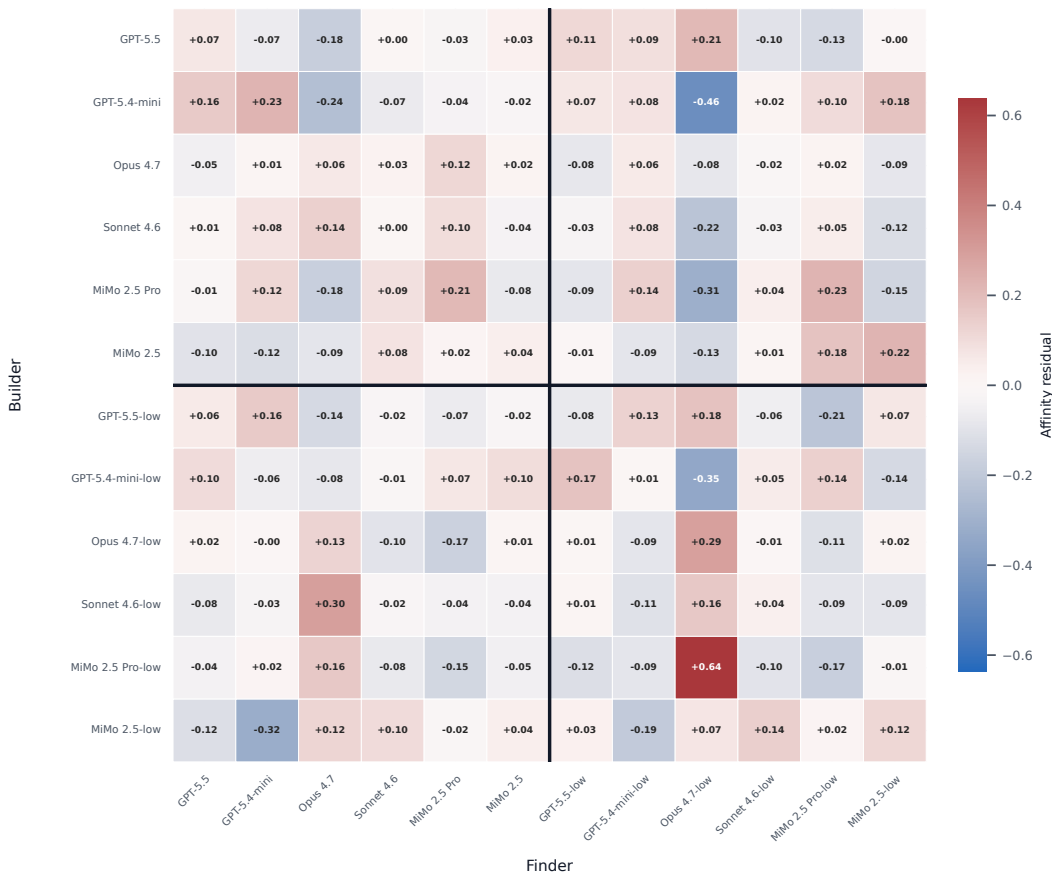


Figure 5: Pair-specific builder–finder affinity residuals for the 12-agent compile-pass panel. Scores use the audited scoring set. Red indicates above-marginal recoverability; blue indicates below-marginal recoverability.

Table 15: Family-level affinity residuals in the compile-pass panel. Positive values are above marginal expectations.

Builder family	OpenAI/Codex finder	Anthropic/Claude finder	MiMo finder
OpenAI/Codex	0.076	-0.077	0.001
Anthropic/Claude	-0.013	0.041	-0.028
MiMo	-0.063	0.036	0.027

L Low-prior subset sensitivity

This appendix repeats the main effort, recovery, ordering-stability, and affinity diagnostics on the ten low-prior questions: those with question-only three-trial agreement below 90%. The subset contains five questions from each task. Accuracy and all-correct gates are recomputed only on these low-prior

questions after the scoring audit. Inspection effort is still recorded at the whole find-run level, so the effort-based plots assign the full run-level inspection bytes to the subset; these figures upper-bound subset-specific effort and serve as conservative sensitivity diagnostics.

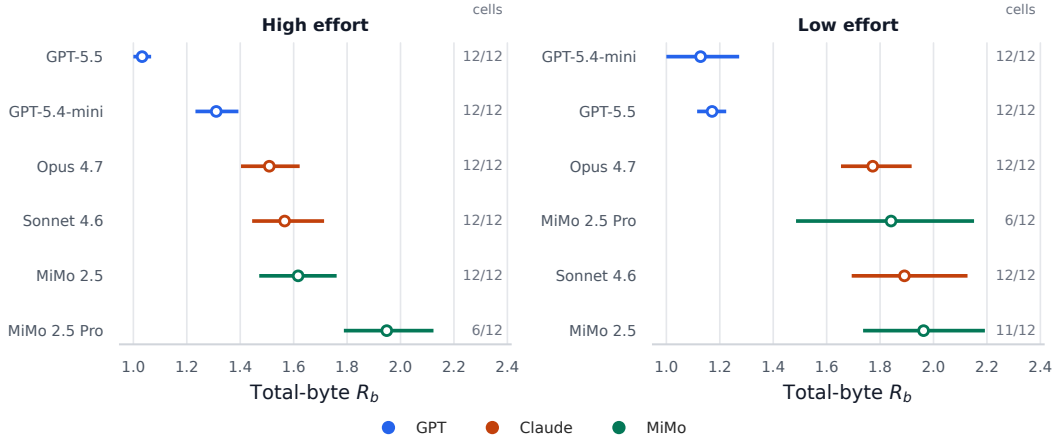


Figure 6: Low-prior analogue of Figure 1. Conditional inspection effort, R_b , is computed on cells where the finder answered all audited low-prior questions for the task correctly at least once. Lower values mean less conditional inspection after the subset recovery gate; the cells column reports contributing finder–task cells out of 12.

Table 16: Low-prior analogue of Table 3. The recovery gate uses audited low-prior subset accuracy. Entries report task-specific mean answer recovery, with contributing finder cells shown in parentheses.

High effort			Low effort		
Builder	minidb	nanoweb	Builder	minidb	nanoweb
GPT-5.5	95.0% (6/6)	100.0% (6/6)	GPT-5.5	96.4% (6/6)	100.0% (6/6)
GPT-5.4-mini	95.6% (6/6)	100.0% (6/6)	GPT-5.4-mini	98.9% (6/6)	98.3% (6/6)
Opus 4.7	99.4% (6/6)	100.0% (6/6)	Opus 4.7	98.3% (6/6)	97.8% (6/6)
Sonnet 4.6	96.7% (6/6)	100.0% (6/6)	Sonnet 4.6	98.1% (6/6)	98.3% (6/6)
MiMo 2.5 Pro	100.0% (6/6)	– (0/6)	MiMo 2.5 Pro	– (0/6)	100.0% (6/6)
MiMo 2.5	88.7% (6/6)	97.8% (6/6)	MiMo 2.5	95.4% (6/6)	96.7% (6/6)

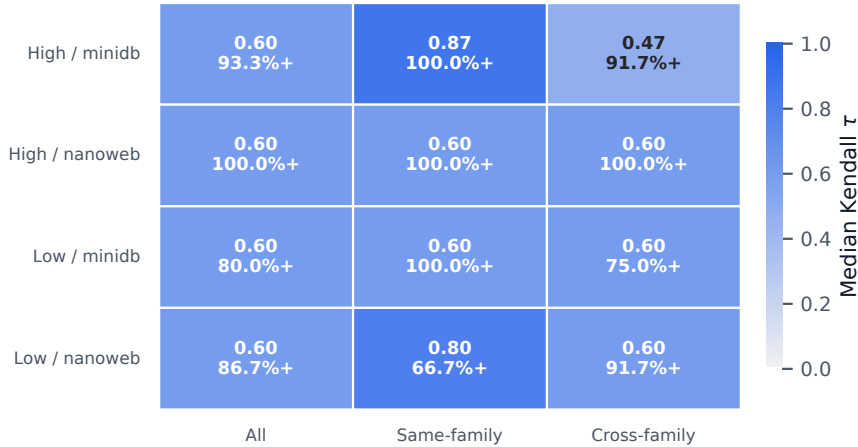


Figure 7: Low-prior analogue of Figure 4. Pairwise finder agreement is computed on total-byte orderings in cells where the audited low-prior subset is recovered perfectly at least once.

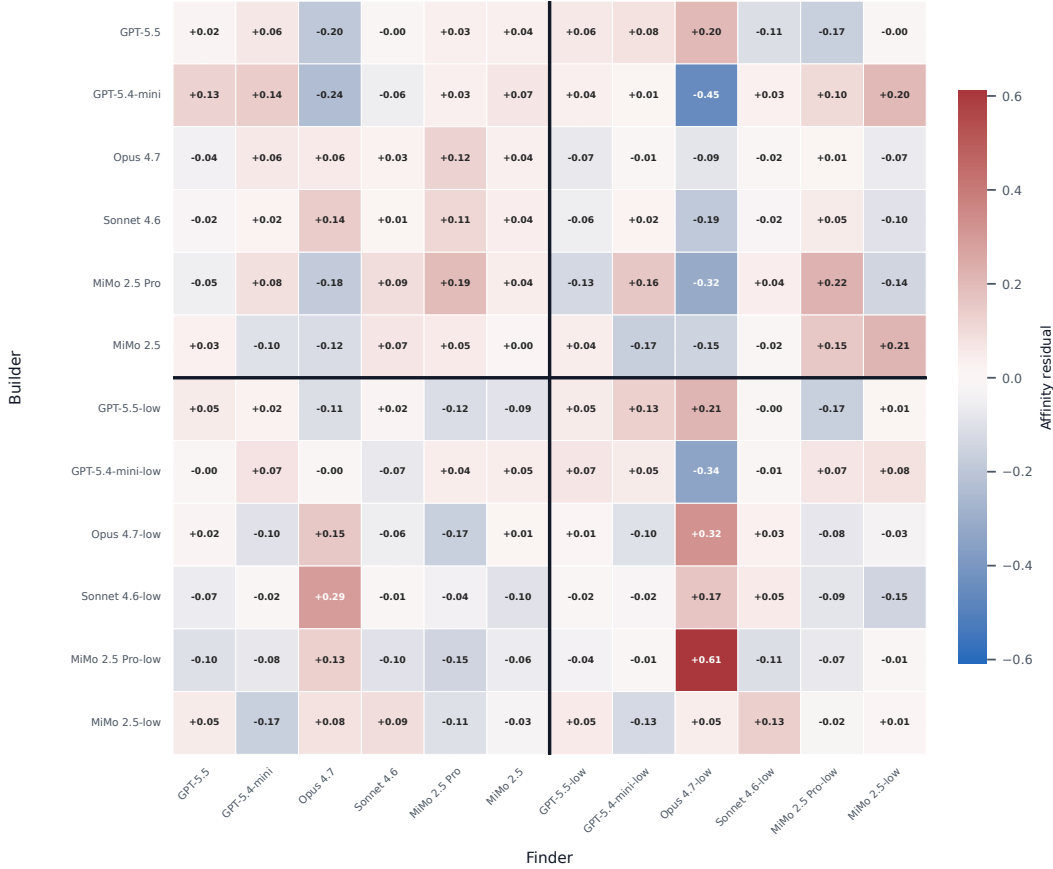


Figure 8: Low-prior analogue of Figure 5. Residuals use the same matrix normalization as the main affinity diagnostic, with recovery scores recomputed on the audited low-prior question subset.

M Resource usage diagnostics

Vendor token counts are reported as diagnostics. They use provider-reported token totals when available, or the observed vendor-token total in the local efficiency record when provider totals are absent. Table 17 reports the input/output split for the artifact-present formal panel, including compile-failed artifacts and the artifact-conditioned find runs they triggered, because compute diagnostics account for spent model calls across the full artifact-present release. Input and output are split so their sum equals the token total used elsewhere in this appendix; input includes cache-read and cache-creation categories when the provider reports them separately, and output includes reasoning tokens when reported. The 144 control find runs add 19.2M tokens in total (9.8M spec-only and 9.4M question-only). The conditional builder-effort diagnostic remains within-finder relative inspection effort over novel inspection bytes. All reported runs were orchestrated on a MacBookPro18,3 with an Apple M1 Pro CPU, 10 cores, 16 GB RAM, macOS 15.6, and arm64 architecture. Local compute was used for orchestration, Cargo compile probes, and deterministic analysis; model inference ran on provider infrastructure. Run records include `wall_clock_seconds`; token totals are reported as the stable compute diagnostic because live rerun latency depends on provider scheduling and model serving.

Table 17: Vendor token usage diagnostic by role and agent configuration in the artifact-present formal panel. Token columns are totals in millions except mean/run, which is thousands of total tokens per run.

Role	Agent	Runs	Input	Output	Total	Mean/run
Build	Claude Opus 4.7-high	4	25.2	0.43	25.7	6419
Build	Claude Opus 4.7-low	4	18.7	0.31	19.0	4744
Build	Claude Sonnet 4.6-high	4	30.4	0.39	30.8	7709
Build	Claude Sonnet 4.6-low	4	12.9	0.19	13.1	3281
Build	GPT-5.5-high	4	12.7	0.16	12.9	3217
Build	GPT-5.5-low	4	7.6	0.10	7.7	1922
Build	GPT-5.4 Mini-high	4	29.5	0.36	29.9	7471
Build	GPT-5.4 Mini-low	4	8.8	0.09	8.9	2231
Build	MiMo 2.5 Pro-high	4	57.4	0.38	57.8	14445
Build	MiMo 2.5 Pro-low	4	38.2	0.34	38.6	9643
Build	MiMo 2.5-high	4	61.0	0.36	61.3	15335
Build	MiMo 2.5-low	4	42.0	0.25	42.3	10564
Find	Claude Opus 4.7-high	144	131.8	1.09	132.9	923
Find	Claude Opus 4.7-low	144	68.6	0.44	69.0	479
Find	Claude Sonnet 4.6-high	144	18.4	0.88	19.2	134
Find	Claude Sonnet 4.6-low	144	16.9	0.37	17.2	120
Find	GPT-5.5-high	144	79.5	0.96	80.5	559
Find	GPT-5.5-low	144	55.6	0.62	56.2	390
Find	GPT-5.4 Mini-high	144	94.0	1.67	95.7	664
Find	GPT-5.4 Mini-low	144	48.2	0.65	48.9	339
Find	MiMo 2.5 Pro-high	144	58.5	1.08	59.6	414
Find	MiMo 2.5 Pro-low	144	59.1	1.05	60.1	417
Find	MiMo 2.5-high	144	56.8	0.98	57.8	401
Find	MiMo 2.5-low	144	56.4	0.93	57.3	398

N Benchmark card

Intended use. The benchmark is intended for comparing generated artifacts within a calibrated finder-task panel by the recoverability of specification-traced design intent, selecting and validating finder panels, and auditing generated repositories for agent-facing legibility. Private task packs are intended for contamination-resistant evaluation under the same protocol.

Out-of-scope use. Out-of-scope uses include certifying deployment safety, security, runtime correctness beyond the recorded build-validation fields, human maintainability, public-task-pack leaderboards, and single-axis universal rankings of coding models.

Data composition. The released task pack contains `scratch_minidb` and `scratch_nanoweb`, each with a hidden specification, canonical intended behaviors and design choices, and 15 specification-traced MCQs. The canonical artifact-present release contains 48 build rows and 1728 artifact-conditioned find rows. The reported compile-pass primary panel contains 41 build rows, 1476 artifact-conditioned find rows, and 144 control find rows in the released tables; after the scoring audit, its scored recovery set contains 21312 finder-answer rows. Seven compile-failed artifacts remain in the release as validity-stress diagnostics. Pilot and infrastructure-failure rows remain under non-reporting panels, and the release includes derived analysis reports.

Quality control. Specifications are schema-validated and manually reviewed by the authors. Question banks must reference canonical intended behaviors and design choices and pass duplicate-option checks; authors also inspect the questions, distractors, trace annotations, and gold answers for ambiguity and traceability. Generated artifacts receive build-validation checks during the build phase; the reported primary analysis gates on compile-pass artifacts, audits artifact-question implementation status, and reports excluded artifacts separately. Canonical tables are produced from append-only run records by deterministic transforms and then carried into the release unchanged.

Metrics. Metrics are exact-match recovery accuracy as a validity check, within-finder relative inspection effort R_b over novel inspection bytes on all-correct cells, and a co-reported task-level recovery gate that penalizes partial recovery without mixing in effort. Diagnostics include spec-only and question-only controls, prior-lift views, compile-failed stress diagnostics, rank stability, builder-finder affinity views, artifact-evidence audits, low-prior sensitivity views, and token-usage summaries. In the current high-prior task pack, accuracy is a gate and calibration signal, and conditional effort

carries the main discriminative signal. Conditional inspection effort is interpreted as a proxy for agent-facing artifact legibility only after recovery and stability gates are satisfied. Affinity is panel-local and diagnostic.

Known biases. The current task pack is single-language and covers two task families, while the generated artifacts remain substantial: among source-bearing final build cells, the median artifact contains roughly 4.2k source LOC, and many span 2k–9k LOC. This scale makes repeated builder-finder trials costly; the canonical artifact-present release consumed more than 1.1B vendor-reported tokens across formal and control runs, while the compile-pass primary panel uses roughly 954M. Questions intentionally preserve ordinary software-engineering priors, and controls show that those priors are strong in this release. The intended interpretation is panel-conditioned and prior-conditioned, including the finder policies and CLI harnesses used here. The public task pack has panel-local scope; private task packs are the intended route for contamination resistance and broader coverage.

Maintenance. Task packs and tables are versioned. New task packs can be added without changing the record schema. Corrections are recorded as new evidence layers with prior records preserved.