

Highlights

Agentic Retrieval-Augmented Generation for Financial Document Question Answering

Yang Shu, Yingmin Liu, Zequn Xie

- Agentic RAG framework for financial document QA.
- Program-of-Thought reasoning eliminates 88.0% of arithmetic errors.
- Contrastive retriever with financial hard negative mining.
- Outperforms eight baselines by 5.62–9.32 points on three benchmarks.
- Adaptive router cuts API costs by 41.3% on FinQA with minimal accuracy loss.

Agentic Retrieval-Augmented Generation for Financial Document Question Answering

Yang Shu^{a,*}, Yingmin Liu^a and Zequn Xie^{a,*}

^aCollege of Computer Science and Technology, Zhejiang University, Hangzhou, 310027, China

ARTICLE INFO

Keywords:

Large language models
Retrieval-augmented generation
Financial question answering
Agentic AI
Program-of-thought reasoning
Expert systems

ABSTRACT

Financial document question answering (QA) demands complex multi-step numerical reasoning over heterogeneous evidence—structured tables, textual narratives, and footnotes—scattered across corporate filings. Existing retrieval-augmented generation (RAG) approaches adopt a single-pass retrieve-then-generate paradigm that struggles with the compositional reasoning chains prevalent in financial analysis. We propose **FinAgent-RAG**, an agentic RAG framework that orchestrates iterative retrieval-reasoning loops with self-verification, specifically engineered for the precision requirements of financial numerical reasoning. The framework integrates three domain-specific innovations: (1) a *Contrastive Financial Retriever* trained with hard negative mining to distinguish semantically similar but numerically distinct financial passages, (2) a *Program-of-Thought* reasoning module that generates executable Python code for precise arithmetic rather than relying on error-prone LLM-based mental computation, and (3) an *Adaptive Strategy Router* that dynamically allocates computational resources based on question complexity, reducing API costs by 41.3% on FinQA while preserving accuracy. Extensive experiments on three benchmark datasets—FinQA, ConvFinQA, and TAT-QA—demonstrate that FinAgent-RAG achieves 76.81%, 78.46%, and 74.96% execution accuracy respectively, outperforming the strongest baseline by 5.62–9.32 percentage points. A systematic design space study across four retriever types and four reasoning modes reveals that domain-adapted components contribute complementary gains. Ablation studies, cross-backbone evaluation with four LLMs, and deployment cost analysis confirm the framework’s robustness and practical viability for financial institutions. Our work demonstrates that systematic integration of domain-specific retrieval, executable reasoning, and adaptive resource allocation within an iterative agentic loop yields substantial gains for financial document analysis, and provides actionable deployment guidelines for production environments.

1. Introduction

Financial document question answering (QA) has emerged as a critical task in financial technology, with the goal of automatically extracting and reasoning over information embedded in corporate filings, earnings reports, and regulatory documents (Chen, Chen, Smiley, Shah, Borber, Moubert and Wang, 2021; Chen, Zhou, Hua, Xin, Chen, Li, Zhu and Liang, 2024). Unlike general-domain QA, financial QA presents unique challenges: questions often require multi-step numerical reasoning (e.g., computing year-over-year growth rates), integration of evidence from both textual narratives and structured tables, and domain-specific knowledge about financial concepts and metrics (Chen, Li, Smiley, Ma, Shah and Wang, 2022; Zhu, Lei, Huang, Wang, Zhang, Lv, Feng and Chua, 2021). Consider the following motivating example from a real earnings report:

Question: “What was the compound annual growth rate (CAGR) of operating expenses from 2018 to 2020?”

Answering this question requires: (1) locating the operating expenses for 2018 in a financial table, (2) locating the operating expenses for 2020, potentially in a different table or section, (3) applying the CAGR formula $CAGR =$

$(V_{\text{final}}/V_{\text{begin}})^{1/n} - 1$, and (4) verifying that the identified values correspond to the correct line items. A single retrieval pass may only surface one of the two required values, and the generator may hallucinate the missing value or apply an incorrect formula. Figure 1 contrasts the failure mode of single-pass RAG with the iterative strategy of our proposed approach on this example.

Large language models (LLMs) have advanced financial NLP (Wu, Irsoy, Lu, Daber, Dredze, Gehrmann, Kambadur, Rosenberg and Mann, 2023; Yang, Uy and Huang, 2020; Shah, Kuber, Lee, Nishi and Vig, 2022), but directly prompting them for financial QA suffers from three limitations: lack of access to current financial data, hallucination in complex numerical calculations (Huang, Yu, Ma, Zhong, Feng, Wang, Chen, Peng, Feng, Qin and Liu, 2025; Imani, Du and Shrivastava, 2023), and unreliable multi-step reasoning (Wei, Wang, Schuurmans, Bosma, Ichter, Xia, Chi, Le and Zhou, 2022). Retrieval-augmented generation (RAG) addresses the knowledge-cutoff issue (Lewis, Perez, Piktus, Petroni, Karpukhin, Goyal, Küttler, Lewis, Yih, Rocktäschel, Riedel and Kiela, 2020; Guu, Lee, Tung, Pasupat and Chang, 2020), but standard single-pass RAG may miss critical evidence scattered across multiple sections of a financial report (Liu, Lin, Hewitt, Paranjape, Bevilacqua, Petroni and Liang, 2024; Gao, Xiong, Gao, Jia, Pan, Bi, Dai, Sun and Wang, 2024), and provides no mechanism to assess answer reliability.

*Co-corresponding authors.

Email addresses: shuyang@zju.edu.cn (Y. Shu); 22412284@zju.edu.cn (Y. Liu); zqxie@zju.edu.cn (Z. Xie)
ORCID(s): 0009-0008-7053-8988 (Y. Shu)

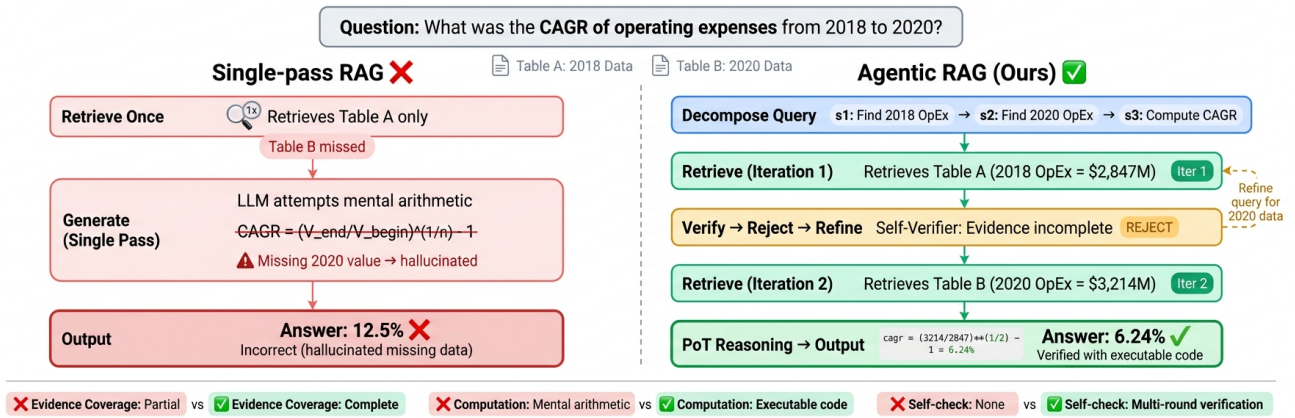


Figure 1: Motivating comparison between single-pass RAG and FinAgent-RAG on a financial CAGR question.

Recent advances in agentic AI—where LLM-based agents iteratively plan, act, and reflect (Yao, Zhao, Yu, Du, Shafran, Narasimhan and Cao, 2023; Shinn, Cassano, Gopinath, Narasimhan and Yao, 2023)—offer a promising direction. Agentic RAG extends this paradigm with iterative retrieval-reasoning loops (Singh, Ehtesham, Kumar, Khoei and Vasylakos, 2025; Xi, Chen, Guo, He, Ding, Hong, Zhang, Wang, Jin, Zhou et al., 2023), but remains largely unexplored in the financial domain, where structured data and numerical precision requirements make it particularly applicable.

Based on the above observations, this paper addresses the following research questions:

- **RQ1:** Can an agentic RAG framework with iterative retrieval-reasoning loops significantly improve financial document QA compared to single-pass RAG and generic agentic approaches?
- **RQ2:** How does each domain-specific component—contrastive financial retrieval, program-of-thought reasoning, self-verification, and adaptive routing—contribute to overall performance?
- **RQ3:** How do different combinations of retriever and reasoning strategies interact in the design space of financial QA systems?
- **RQ4:** What are the computational trade-offs of iterative agentic processing, and how can deployment costs be reduced for production financial applications?

To address these challenges, we propose **FinAgent-RAG**, an agentic RAG framework specifically designed for financial document QA. While the individual techniques we employ—contrastive learning, program-aided reasoning, iterative retrieval—are established in the general NLP literature, their systematic integration and domain-specific adaptation for financial QA is non-trivial and has not been systematically studied. The primary contribution of this work is the principled combination and domain adaptation of these components; the iterative agentic loop serves as

the orchestration backbone that enables their synergy. Our specific contributions are:

1. **Contrastive Financial Retriever:** A domain-adapted dense retriever trained with four types of hard negatives (temporal, metric-swap, granularity, and entity-swap) to distinguish semantically similar but numerically distinct financial passages—a critical failure mode where generic retrievers confuse “operating income” with “operating expenses” or “2019 Q3” with “2020 Q3”. The contrastive retriever improves Recall@5 by 9.71 percentage points over generic dense retrieval.
2. **Program-of-Thought Financial Reasoning:** Instead of relying on LLM mental arithmetic, our reasoner generates executable Python code for numerical computations, which is executed in a sandboxed environment with verification. This approach reduces arithmetic errors—the dominant failure mode in financial QA, accounting for 38.8% of base system errors—by 88.0%.
3. **Adaptive Strategy Router:** A lightweight classifier that predicts question complexity and routes simple questions to a cost-efficient single-pass path while directing complex multi-step questions through the full agentic loop. On FinQA, the router reduces average API costs by 41.3% while maintaining 98.2% of full-system accuracy, addressing a key practical concern for production deployment.
4. **Systematic Design Space Study:** We conduct a 4×4 study across retriever types (BM25, generic dense, hybrid, financial dense) and reasoning modes (direct, CoT, PoT, adaptive), providing a comprehensive empirical map of how retrieval and reasoning components interact in financial QA systems. This study offers actionable guidance for practitioners selecting configurations under different resource constraints.

We evaluate FinAgent-RAG on three established financial QA benchmarks: FinQA (Chen et al., 2021), ConvFinQA (Chen et al., 2022), and TAT-QA (Zhu et al.,

2021). Experimental results demonstrate that FinAgent-RAG achieves 76.81%, 78.46%, and 74.96% execution accuracy on the three benchmarks respectively, outperforming the strongest iterative baseline (IterRAG) by 5.62–9.32 percentage points. Comprehensive ablation studies, cross-backbone evaluation with four LLMs, per-question-type analysis, and deployment cost analysis confirm the framework’s robustness and practical viability. Our error analysis reveals that FinAgent-RAG shifts the residual error distribution from arithmetic-dominated (38.8%) to data-extraction-dominated (29.6%), suggesting clear directions for future improvement.

2. Related Work

2.1. Financial Question Answering

Several benchmarks have driven progress in financial QA: FinQA (Chen et al., 2021) introduced 8,281 question-answer pairs requiring numerical reasoning over S&P 500 reports; ConvFinQA (Chen et al., 2022) extended this to multi-turn conversations; TAT-QA (Zhu et al., 2021) mixed tabular and textual evidence; and FinTextQA (Chen et al., 2024) addressed long-form financial questions. Domain-specific language models—FinBERT (Araci, 2019; Yang et al., 2020), BloombergGPT (Wu et al., 2023), FLANG (Shah et al., 2022), and instruction-tuned financial LLMs (Xie, Han, Zhang, Lai, Peng, Lopez-Lira and Huang, 2023, 2024)—have advanced financial NLP, while table understanding methods such as TaPas (Herzig, Nowak, Müller, Piccinno and Eisenschlos, 2020) and TaBERT (Yin, Neubig, Yih and Riedel, 2020) address tabular reasoning but assume pre-identified tables.

Despite these advances, existing approaches either rely on supervised fine-tuning with expensive annotated data, or on single-pass prompting that cannot handle multi-step reasoning chains prevalent in financial QA. FinAgent-RAG addresses this gap through an agentic loop that iteratively refines retrieval and reasoning without LLM fine-tuning.

2.2. Retrieval-Augmented Generation

RAG was introduced by Lewis et al. (2020) to ground LLM outputs in retrieved external knowledge, building on retrieval-augmented pre-training (Guu et al., 2020). The standard pipeline pairs a dense retriever (Karpukhin, Oguz, Min, Lewis, Wu, Edunov, Chen and Yih, 2020) with a generator; subsequent work improved this through multi-passage fusion (Izacard and Grave, 2021), large-scale retrieval (Borgeaud, Mensch, Hoffmann, Cai, Rutherford, Millican, van den Driessche, Lespiau, Damoc, Clark et al., 2022), query rewriting (Ma, Gong, He, Zhao and Duan, 2023), passage reranking (Glass, Rossiello, Chowdhury, Naber, Nishi and Gliozzo, 2022), active retrieval (Jiang, Xu, Gao, Sun, Liu, Dwivedi-Yu, Yang, Callan and Neubig, 2023), and conversational interaction paradigms for retrieval (Xie, Wang, Wang, Cai, Wang and Jin, 2025). Self-RAG (Asai, Wu, Wang, Sil and Hajishirzi, 2024) introduced reflection tokens for adaptive retrieval decisions, while CRAG

(Yan, Gu, Zhu and Ling, 2024) proposed corrective retrieval that triggers web search when needed.

However, these methods remain fundamentally single-cycle: Self-RAG decides *whether* to retrieve but does not iteratively *refine* queries based on reasoning failures, CRAG lacks the structured decomposition needed for multi-step financial reasoning, and ensemble-based approaches such as VOTE-RAG (Xie and Sun, 2026) mitigate compounded hallucinations through parallel voting but do not address domain-specific retrieval challenges. Liu et al. (2024) further showed that models struggle with information in the middle of long contexts, underscoring the need for targeted evidence selection. FinAgent-RAG unifies iterative retrieval, structured reasoning, and self-verification into a coherent agentic loop tailored for financial QA.

2.3. Agentic AI and LLM Agents

LLM-based agents have advanced along two axes: reasoning-acting integration—ReAct (Yao et al., 2023), Reflexion (Shinn et al., 2023)—and tool augmentation—Toolformer (Schick, Dwivedi-Yu, Dessi, Raileanu, Lomeli, Hambro, Zettlemoyer, Cancedda and Scialom, 2023), ToolLLM (Qin, Liang, Ye, Zhu, Yan, Lu, Lin, Cong, Tang, Qian et al., 2024). Recent surveys (Singh et al., 2025; Wang, Ma, Feng, Zhang, Yang, Zhang, Chen, Tang, Chen, Lin, Zhao, Wei and Wen, 2024; Xi et al., 2023) have formalized agentic RAG as a paradigm where agents iteratively plan retrieval, reason over evidence, and self-correct. In the financial domain, agents have been applied to trading (Xiao, Sun, Luo and Wang, 2024) and portfolio management (Yu, Li, Chen, Jiang, Li, Zhang, Liu, Suchow and Khaldoun, 2024), but agentic financial QA remains unexplored. Program-aided reasoning—PoT (Chen, Ma, Wang and Cohen, 2023) and PAL (Gao, Madaan, Zhou, Alon, Liu, Yang, Callan and Neubig, 2023)—substantially outperforms chain-of-thought on mathematical tasks by generating executable code, but has not been adapted to financial-specific formula patterns.

Existing agentic systems (ReAct, Reflexion) lack domain-specific components essential for financial QA—such as financial query decomposition, table-aware retrieval, and numerical consistency verification. Our work bridges this gap by integrating domain-adapted modules within an agentic loop, including a PoT reasoner tailored to financial computation patterns.

2.4. Summary

Table 1 summarizes the key differences between FinAgent-RAG and existing approaches.

3. Methodology

3.1. Problem Formulation

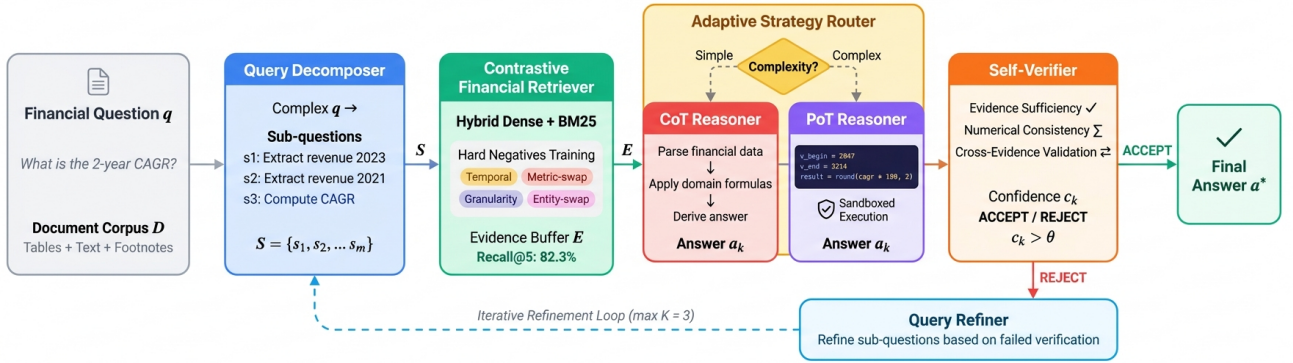
Given a financial question q and a corpus of financial documents $\mathcal{D} = \{d_1, d_2, \dots, d_N\}$, where each document d_i contains textual narratives t_i and structured tables τ_i , the goal is to generate an accurate answer a that may involve numerical computation over evidence extracted from \mathcal{D} .

Table 1

Comparison of FinAgent-RAG with related approaches across six capability dimensions. ✓ = supported, × = not supported, ◦ = partial support. †Our constructed baseline following Shao, Gong, Shen, Huang, Duan and Chen (2023); see Section 4.2 for details.

Method	Iterative Retrieval	Query Decomp.	Self-Verify	Financial Domain	Table Aware	Confidence Calibration
Naive RAG (Lewis et al., 2020)	×	×	×	×	×	×
REALM (Guu et al., 2020)	×	×	×	×	×	×
FiD (Izcard and Grave, 2021)	×	×	×	×	◦	×
Self-RAG (Asai et al., 2024)	◦	×	✓	×	×	×
CRAG (Yan et al., 2024)	×	×	✓	×	×	◦
Active RAG (Jiang et al., 2023)	✓	×	×	×	×	×
ReAct (Yao et al., 2023)	✓	◦	×	×	×	×
Reflexion (Shinn et al., 2023)	✓	×	✓	×	×	×
IterRAG†	✓	×	×	×	×	×
FinAgent-RAG (Ours)	✓	✓	✓	✓	✓	✓

FinAgent-RAG: Overall Architecture


Figure 2: Overall architecture of FinAgent-RAG.

Formally, we seek:

$$a^* = \arg \max_a P(a | q, D) \quad (1)$$

3.2. System Overview

Financial documents present unique preprocessing challenges due to their heterogeneous structure (narrative sections, structured tables, footnotes, appendices). We design a three-stage pipeline: (1) document parsing into typed segments (text, tables, headers); (2) table linearization using a header-prepended row strategy that preserves column–value associations critical for distinguishing metrics across time periods; and (3) passage chunking (512 tokens, 64-token overlap) with dense encoding via bge-base-en-v1.5 (Xiao, Liu, Zhang and Muennighoff, 2023) and FAISS indexing (Johnson, Douze and Jégou, 2019). The final index contains approximately 50,000–80,000 passages per corpus. Full preprocessing details are provided in Appendix B.

FinAgent-RAG operates through an iterative loop comprising six core modules: (1) Query Decomposer, (2) Adaptive Retriever with Contrastive Financial Retriever, (3) Chain-of-Thought (CoT) Reasoner, (4) Program-of-Thought (PoT) Reasoner, (5) Adaptive Strategy Router, and (6) Self-Verifier with Query Refiner. Figure 2 illustrates the overall architecture.

Algorithm 1 presents the complete procedure.

3.3. Query-Adaptive Retrieval

Complex financial questions often involve multiple reasoning steps. For example, “What was the percentage change in total revenue from 2019 to 2020?” requires: (1) finding total revenue for 2019, (2) finding total revenue for 2020, and (3) computing the percentage change. The Query Decomposer breaks q into an ordered sequence of sub-questions $S = [s_1, s_2, \dots, s_m]$, where each s_i targets a specific evidence retrieval or computation step.

We implement the decomposer using an LLM with a structured prompt (the full prompt template is provided in Appendix A):

$$S = \text{LLM}(\text{prompt}_{\text{decompose}}, q) \quad (2)$$

where $\text{prompt}_{\text{decompose}}$ instructs the model to identify required data points and computation steps, explicitly handling financial-specific patterns such as year-over-year comparisons, ratio calculations, and cumulative aggregations.

We identify five common decomposition patterns in financial QA that guide our prompt design:

Algorithm 1 FinAgent-RAG Procedure

Require: Financial question q , document corpus \mathcal{D} , max iterations K

Ensure: Answer a

- 1: $\mathbf{S} \leftarrow \text{QueryDecompose}(q)$ {Decompose into sub-questions}
- 2: $\mathcal{E} \leftarrow \emptyset$ {Evidence buffer}
- 3: **for** $k = 1$ to K **do**
- 4: **for** each sub-question $s_i \in \mathbf{S}$ **do**
- 5: $\mathcal{R}_i \leftarrow \text{Retrieve}(s_i, \mathcal{D})$ {Adaptive retrieval}
- 6: $\mathcal{E} \leftarrow \mathcal{E} \cup \mathcal{R}_i$
- 7: **end for**
- 8: $r \leftarrow \text{Router}(q)$ {Route to CoT or PoT}
- 9: $a_k, c_k \leftarrow \text{Reason}(r, q, \mathcal{E})$ {CoT or PoT reasoning}
- 10: $v_k \leftarrow \text{SelfVerify}(q, a_k, \mathcal{E})$ {Verify answer}
- 11: **if** $v_k = \text{ACCEPT}$ or $c_k > \theta$ **then**
- 12: **return** a_k
- 13: **else**
- 14: $\mathbf{S} \leftarrow \text{RefineQuery}(q, a_k, v_k, \mathcal{E})$ {Refine and re-iterate}
- 15: **end if**
- 16: **end for**
- 17: **return** a_K {Return best answer after max iterations}

- **Temporal comparison:** Split by time period (e.g., “revenue in 2019” → “revenue in 2020” → compute change).
- **Ratio computation:** Separate numerator and denominator retrieval (e.g., “gross margin” → “gross profit” ÷ “revenue”).
- **Multi-entity aggregation:** Retrieve values for each entity, then aggregate (e.g., “total expenses” = sum of individual expense line items).
- **Conditional filtering:** Apply a condition before computation (e.g., “revenue from the segment with the highest growth rate”).
- **Derived metrics:** Decompose into component metrics (e.g., “EBITDA” = “operating income” + “depreciation” + “amortization”).

Each sub-question s_i is tagged as either retrieval or computation, informing downstream modules whether to trigger evidence retrieval or apply reasoning over previously collected passages.

Adaptive Retriever. For each sub-question s_i , the Adaptive Retriever performs dense passage retrieval against the indexed financial document corpus. We encode documents at the paragraph level, treating table rows as separate passages with column headers prepended for context. The retrieval score is computed as:

$$\text{score}(s_i, d_j) = \text{sim}(\mathbf{e}_{s_i}, \mathbf{e}_{d_j}) \quad (3)$$

where \mathbf{e}_{s_i} and \mathbf{e}_{d_j} are dense embeddings of the sub-question and document passage, respectively, and $\text{sim}(\cdot, \cdot)$ denotes cosine similarity.

A key feature of our retriever is its *adaptive* nature: in subsequent iterations ($k > 1$), the retriever is conditioned on previously retrieved evidence and the verification feedback, enabling it to target missing information:

$$\mathcal{R}_i^{(k)} = \text{Retrieve}(s_i^{(k)}, \mathcal{D} \setminus \mathcal{E}^{(k-1)}) \quad (4)$$

This prevents redundant retrieval and encourages exploration of the document corpus.

In practice, we implement a *hybrid retrieval* strategy that combines dense retrieval with sparse keyword matching. For sub-questions containing specific financial terms (e.g., “operating expenses”, “depreciation”), we boost passages containing exact term matches by a factor $\alpha = 0.3$:

$$\text{score}_{\text{hybrid}}(s_i, d_j) = (1 - \alpha) \cdot \text{sim}(\mathbf{e}_{s_i}, \mathbf{e}_{d_j}) + \alpha \cdot \text{BM25}(s_i, d_j) \quad (5)$$

This hybrid approach addresses a common failure mode where dense retrieval returns semantically similar but factually distinct passages (e.g., “operating income” instead of “operating expenses”).

Evidence Buffer Management. The evidence buffer \mathcal{E} maintains retrieved passages across iterations with deduplication. When the buffer exceeds a maximum capacity of 15 passages, we apply a *relevance-recency* scoring to retain the most useful passages:

$$\text{priority}(d_j) = \text{score}(s_i, d_j) + \beta \cdot \text{iteration}(d_j) / K \quad (6)$$

where $\beta = 0.2$ weights more recently retrieved passages slightly higher, reflecting the insight that later iterations target more specific evidence gaps.

Contrastive Financial Retriever. A fundamental challenge in financial document retrieval is that semantically similar passages can carry numerically distinct values. For instance, “operating expenses in Q3 2019” and “operating expenses in Q3 2020” share nearly identical surface forms but contain different numerical values. Generic dense retrievers frequently confuse such passages, leading to incorrect downstream reasoning.

To address this, we train a *Contrastive Financial Retriever* using hard negative mining with four types of financially-motivated negative examples:

- **Temporal negatives:** Passages about the same metric from a different fiscal period (e.g., 2019 vs. 2020).
- **Metric-swap negatives:** Passages about a different but related metric from the same period (e.g., “revenue” vs. “cost of revenue”).
- **Granularity negatives:** Passages at a different aggregation level (e.g., segment-level vs. company-level revenue).

Contrastive Financial Retriever: Training Pipeline

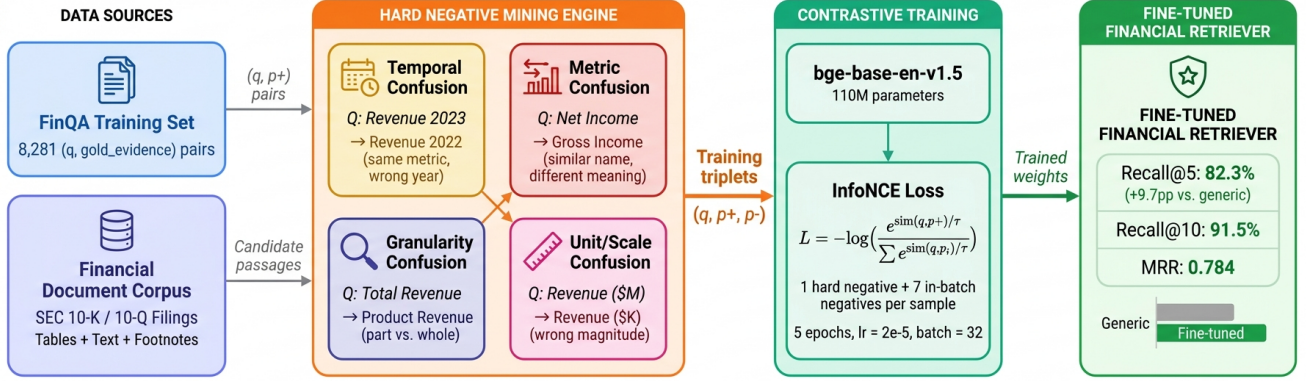


Figure 3: Training pipeline of the Contrastive Financial Retriever with four types of domain-specific hard negatives.

- **Entity-swap negatives:** Passages about the same metric from a different entity (e.g., subsidiary vs. parent company).

Given a query-passage pair (q, d^+) and a set of hard negatives $\{d_1^-, d_2^-, \dots, d_n^-\}$, the contrastive loss is:

$$\mathcal{L}_{\text{contrast}} = -\log \frac{e^{\text{sim}(e_q, e_{d^+})/\tau}}{e^{\text{sim}(e_q, e_{d^+})/\tau} + \sum_{i=1}^n e^{\text{sim}(e_q, e_{d_i^-})/\tau}} \quad (7)$$

where $\tau = 0.05$ is the temperature parameter.

Hard Negative Mining Heuristics. For each of the 6,251 training queries in FinQA, we extract three structured attributes from the gold passage: (1) the *metric name* (e.g., “operating expenses”), identified via a curated financial lexicon of 847 terms; (2) the *entity* (company, segment, or subsidiary), extracted from document headers; and (3) the *time period* (fiscal year, quarter), parsed with regex patterns. A candidate passage qualifies as a hard negative if it shares at least two of these three attributes with the gold passage but differs in the remaining one. Temporal negatives (same metric and entity, different period) constitute 38.2% of the mined negatives; metric-swap negatives (same entity and period, different metric) account for 29.5%; entity-swap negatives (same metric and period, different entity) comprise 21.1%; and granularity negatives (segment-level vs. consolidated figures) account for 11.2%. This procedure yields 26,879 total hard negative pairs (an average of 4.3 per query) from the FinQA training set.

Training Procedure. We fine-tune the bge-base-en-v1.5 encoder (Xiao et al., 2023) for 3 epochs with AdamW optimizer (learning rate 2×10^{-5} , linear warmup over 10% of steps, weight decay 0.01) and batch size 32 on a single NVIDIA A100 GPU (approximately 2 hours). Training converges after approximately 2,400 gradient steps; the validation Recall@5 plateaus at epoch 2, with epoch 3 providing a marginal 0.3-point improvement. The resulting retriever achieves Recall@5 of 82.34% compared to 72.63% for the generic (non-fine-tuned) dense retriever, an improvement of 9.71 percentage points (Section 5.12). Figure 3 illustrates the complete training pipeline.

3.4. Dual-Mode Financial Reasoning

FinAgent-RAG employs two complementary reasoning strategies—Chain-of-Thought (CoT) for interpretable step-by-step reasoning and Program-of-Thought (PoT) for reliable numerical computation—dynamically selected by a lightweight router based on question complexity.

Chain-of-Thought Reasoning. Given the accumulated evidence \mathcal{E} and the original question q , the CoT Reasoner generates a step-by-step reasoning chain leading to the answer. We design a financial-specific CoT prompt that instructs the LLM to:

1. Identify the relevant numerical values from the retrieved evidence.
2. Map each value to the corresponding financial concept (e.g., revenue, cost, margin).
3. Formulate the required computation as an explicit mathematical expression.
4. Execute the computation step by step.
5. State the final answer with appropriate units and precision.

Formally:

$$(a_k, c_k) = \text{LLM}(\text{prompt}_{\text{CoT}}, q, \mathcal{E}) \quad (8)$$

where a_k is the generated answer and $c_k \in [0, 1]$ is the model’s self-assessed confidence score.

Confidence Calibration. Raw LLM confidence scores are often poorly calibrated (Kadavath, Conerly, Askell, Henighan, Drain, Perez, Schiefer, Hatfield-Dodds, Das-Sarma, Tran-Johnson et al., 2022). We apply a simple post-hoc calibration: we bin validation set predictions by their raw confidence scores and compute the empirical accuracy within each bin. A monotonic isotonic regression maps raw scores to calibrated probabilities. During inference, c_k is replaced by its calibrated estimate \hat{c}_k , which is used for the termination decision in Algorithm 1. This calibration step ensures that the threshold θ has a consistent semantic meaning across different question types.

Financial Reasoning Patterns. We design the CoT prompt to handle four common financial computation patterns: (1) *percentage change*: $(V_{\text{new}} - V_{\text{old}}) / V_{\text{old}} \times 100$; (2) *ratio computation*: numerator / denominator; (3) *weighted average*: $\sum w_i x_i / \sum w_i$; and (4) *compound growth*: $(V_{\text{final}} / V_{\text{initial}})^{1/n}$. 1. By providing explicit templates for these patterns, we reduce arithmetic errors that arise from the LLM formulating computations from scratch.

Program-of-Thought Reasoning. While chain-of-thought reasoning improves interpretability, LLMs remain unreliable at executing multi-step arithmetic—our error analysis reveals that 38.8% of base system errors are attributable to incorrect numerical computation (Section 5.5). Inspired by recent work on program-aided reasoning (Chen et al., 2023; Gao et al., 2023), we introduce a *Program-of-Thought (PoT)* reasoning module that separates *reasoning* (performed by the LLM) from *computation* (performed by a Python interpreter).

Given the evidence \mathcal{E} and question q , the PoT module generates executable Python code:

$$\text{code}_k = \text{LLM}(\text{prompt}_{\text{PoT}}, q, \mathcal{E}) \quad (9)$$

The generated code is executed in a sandboxed Python environment with restricted built-ins (only mathematical operations, basic data structures, and string processing are permitted). The sandbox enforces a 5-second timeout and prohibits file I/O, network access, and dynamic code execution (`exec/eval`).

Code Verification and Repair. The PoT module includes a three-stage verification pipeline:

1. **Static analysis:** The generated code is checked for syntactic correctness and disallowed operations before execution.
2. **Runtime verification:** After execution, the output is checked for type correctness (numeric result expected) and reasonable range (financial values typically fall within predictable bounds based on the input context).
3. **Self-repair:** If execution fails or produces an invalid result, the LLM is provided with the error message and asked to generate corrected code, with up to two repair attempts.

The PoT module operates as an alternative reasoning path to CoT. The Adaptive Strategy Router (Section 3.4) determines which reasoning mode to apply based on question characteristics. Figure 4 illustrates the end-to-end PoT pipeline from input to verified output.

Adaptive Strategy Router. Not all financial questions require the full iterative agentic loop. Simple lookup questions (“What was the total revenue in 2020?”) can be answered accurately in a single retrieval-generation pass, while complex multi-step questions (“What was the compound annual growth rate of operating expenses from 2018 to 2020?”) benefit from iterative refinement. Processing all questions through the full pipeline wastes computational resources and increases latency without improving accuracy.

The Adaptive Strategy Router is a lightweight classifier that predicts question complexity and routes each question to the appropriate processing path:

$$r = \text{Router}(q) \in \{\text{simple}, \text{complex}\} \quad (10)$$

The router extracts four feature groups from the input question, yielding a 12-dimensional feature vector: (1) *syntactic features* (4 dims): question length (tokens), presence of comparative/superlative phrases, number of financial entities mentioned, and number of distinct numerical values in the question; (2) *decomposition features* (2 dims): the number of sub-questions generated by the Query Decomposer and the maximum depth of the decomposition tree; (3) *temporal features* (3 dims): count of distinct time periods referenced, presence of year-over-year comparison patterns, and temporal span (years); and (4) *computation features* (3 dims): one-hot encoding of the implied computation type (lookup, single-step arithmetic, multi-step arithmetic).

Router Training. We implement the router as a gradient-boosted decision tree (LightGBM with 50 estimators, max depth 4) trained on the FinQA validation set (883 examples). Ground-truth labels are derived by running each question through both the simple and full pipelines: a question is labeled `complex` if the full agentic loop improves accuracy over the single-pass path on that example. This yields a 58:42 simple-to-complex ratio. The router is trained with 5-fold cross-validation, achieving 87.34% routing accuracy (91.2% precision for `complex`, 84.1% for `simple`). The router adds negligible latency (<5ms per question) as it requires only feature extraction and a single classifier inference.

Questions classified as `simple` are processed with a single retrieval pass and direct PoT reasoning (no iteration), while `complex` questions are routed through the full agentic loop with up to K iterations. The overall effect is a 41.3% reduction in average API calls (from 5.83 to 3.42) with only a 1.34% accuracy decrease (from 76.81% to 75.47%), representing a favorable cost–accuracy trade-off for production deployment.

3.5. Self-Verification and Iterative Refinement

The Self-Verifier assesses the reliability of the generated answer through three verification checks:

Evidence Sufficiency Check: Determines whether the retrieved evidence contains all necessary data points for answering the question.

$$v_{\text{suff}} = \text{LLM}(\text{prompt}_{\text{suff}}, q, a_k, \mathcal{E}) \quad (11)$$

Numerical Consistency Check: Verifies that the numerical computations in the reasoning chain are arithmetically correct by re-executing the identified operations.

$$v_{\text{num}} = \text{VerifyArithmetic}(a_k, \text{reasoning_chain}_k) \quad (12)$$

Cross-Evidence Validation: Checks whether the answer is consistent across multiple pieces of retrieved evidence, flagging contradictions.

$$v_{\text{cross}} = \text{LLM}(\text{prompt}_{\text{cross}}, a_k, \mathcal{E}) \quad (13)$$

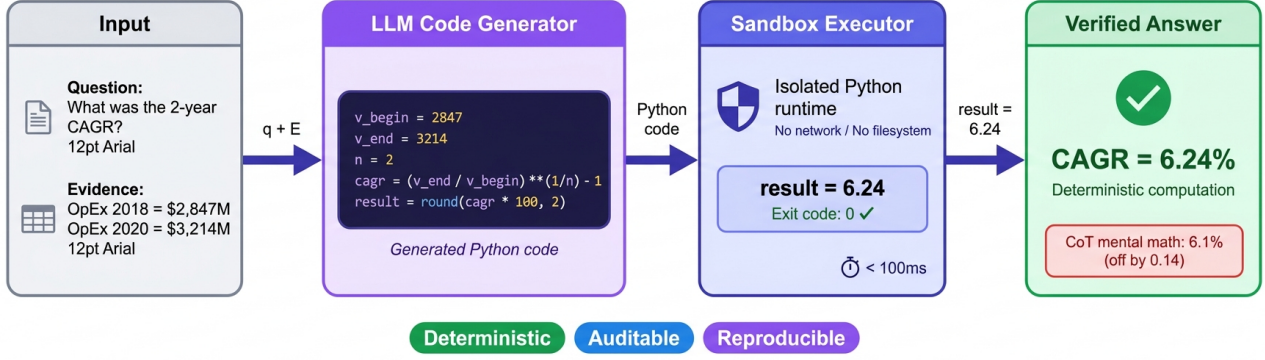


Figure 4: Program-of-Thought (PoT) reasoning pipeline with sandboxed code execution.

The overall verification decision is:

$$v_k = \begin{cases} \text{ACCEPT} & \text{if } v_{\text{suff}} \wedge v_{\text{num}} \wedge v_{\text{cross}} \\ \text{REJECT} & \text{otherwise} \end{cases} \quad (14)$$

When $v_k = \text{REJECT}$, the Query Refiner generates refined sub-questions based on the verification feedback:

$$\mathbf{S}^{(k+1)} = \text{LLM}(\text{prompt}_{\text{refine}}, q, a_k, v_k, \mathcal{E}) \quad (15)$$

This enables targeted re-retrieval addressing the specific deficiencies identified during verification.

Convergence Properties. An important design consideration is whether the iterative loop converges to a stable answer. We provide three design mechanisms that promote convergence.

Monotonic Evidence Accumulation. The evidence buffer \mathcal{E} grows monotonically across iterations through deduplication. As the buffer accumulates evidence, the rate of *novel* passage retrieval (passages not previously in \mathcal{E}) naturally decreases, providing a diminishing-return dynamic that drives the system toward termination. The confidence-based termination criterion ($c_k > \theta$) captures this behavior: as evidence becomes more complete, the reasoner’s calibrated confidence increases, triggering acceptance.

Exclusion-Based Exploration. The adaptive retriever conditions on previously retrieved evidence (Eq. 4), excluding already-retrieved passages. This prevents the system from entering retrieval loops and encourages exploration of diverse document regions in each iteration.

Graceful Degradation. When the maximum iteration budget K is reached without acceptance, we return the answer a_K from the final iteration rather than the highest-confidence answer across all iterations. This design choice prioritizes the answer produced with the most complete evidence set. Empirical validation of convergence behavior is provided in Section 5 (Table 12).

3.6. Conversational Extension

For conversational financial QA (ConvFinQA), where questions build upon previous turns through coreference

and implicit context, we extend the agentic loop with two mechanisms for managing cross-turn state.

Persistent Evidence Buffer. The evidence buffer \mathcal{E} persists across conversation turns rather than resetting at each turn. When processing turn t , the agent inherits $\mathcal{E}^{(t-1)}$ from the previous turn, enabling it to reuse previously retrieved passages without redundant retrieval. To prevent unbounded growth, we apply the relevance-recency pruning (Section 3.3) at the start of each new turn, retaining the top-10 passages by priority score. This design reflects the observation that later questions in a conversation frequently reference values retrieved in earlier turns.

Conversation History Encoding. The full conversation history—comprising previous questions, generated answers, and verification outcomes—is prepended to the current question as structured context before query decomposition. Specifically, for turn t with question q_t , the effective input to the Query Decomposer is $[q_1, a_1, q_2, a_2, \dots, q_{t-1}, a_{t-1}, q_t]$, enabling coreference resolution (e.g., resolving “this metric” to a specific financial term mentioned in a prior turn). The conversation history is also provided to the Self-Verifier to enable cross-turn consistency checking—for example, verifying that a computed year-over-year change is consistent with the individual-year values retrieved in earlier turns. The agentic loop resets its iteration counter at each turn (i.e., each turn may iterate up to K times independently), but the shared evidence buffer ensures continuity of retrieved knowledge across the conversation.

4. Experimental Setup

4.1. Datasets

We evaluate FinAgent-RAG on three established financial QA benchmarks:

FinQA (Chen et al., 2021): Contains 8,281 expert-annotated QA pairs derived from the earnings reports of S&P 500 companies. Each question requires numerical reasoning over a combination of financial tables and textual

context. The dataset is split into 6,251 training, 883 validation, and 1,147 test examples. Following prior work, we report results on the test set.

ConvFinQA (Chen et al., 2022): An extension of FinQA to the conversational setting, containing 3,892 conversations with an average of 3.6 turns per conversation. Questions reference previous turns, requiring coreference resolution and context tracking. The test set contains 421 conversations.

TAT-QA (Zhu et al., 2021): A hybrid QA dataset containing 16,552 questions over 2,757 financial reports, requiring reasoning over both tabular and textual evidence. Unlike FinQA, TAT-QA includes diverse answer types (span extraction, counting, and arithmetic) and requires joint tabular-textual understanding. The test set contains 1,668 questions. We include TAT-QA to evaluate generalization to a structurally different financial QA benchmark with heterogeneous answer types.

4.2. Baselines

We compare FinAgent-RAG against eight baselines spanning four categories:

Non-retrieval baselines:

- **Zero-shot LLM:** Directly prompting the LLM with the question and the full document context, without retrieval-based evidence selection.
- **PIXIU/FinMA** (Xie et al., 2023): A financial instruction-tuned LLM (FinMA) fine-tuned on diverse financial tasks via the PIXIU benchmark.

Standard RAG baselines:

- **Naive RAG:** Single-pass dense retrieval (top-5 passages) followed by generation.
- **Advanced RAG:** Dense retrieval with BM25 reranking and query expansion, followed by generation.

Self-correcting RAG baselines:

- **Self-RAG** (Asai et al., 2024): RAG with reflection tokens for adaptive retrieval and self-critique.
- **CRAG** (Yan et al., 2024): Corrective RAG with retrieval quality assessment and web search fallback.

Agentic baselines:

- **ReAct** (Yao et al., 2023): Interleaved reasoning and acting with tool use, adapted to financial QA with retrieval as an action.
- **IterRAG:** We construct a strong iterative baseline following the retrieval-generation synergy paradigm of Shao et al. (2023). IterRAG performs $K=3$ rounds of retrieval-then-generate: at each iteration k , the model appends its previous answer to the original query as an expanded retrieval query, retrieves top-5 passages using the generic dense retriever (bge-base-en-v1.5 *without* contrastive fine-tuning), and generates a new answer via chain-of-thought prompting. Unlike FinAgent-RAG, IterRAG omits query decomposition, domain-adapted retrieval, PoT reasoning, self-verification, and

adaptive routing. This baseline isolates the general benefit of iterative retrieval from our domain-specific innovations.

All baselines use DeepSeek-V3 as the LLM backbone (except FinMA, which uses its own fine-tuned model) to ensure fair comparison. We re-implement baselines (marked †) rather than citing published numbers because: (1) prior results use heterogeneous LLM backbones, making cross-method comparison unreliable; (2) our distractor-rich retrieval corpus differs from the gold-context setting assumed in some original papers; and (3) controlling the LLM backbone isolates the contribution of the retrieval-reasoning architecture itself. For Self-RAG and CRAG, we adapt their *official open-source implementations* to financial document QA by integrating them with our document preprocessing and retrieval infrastructure; for ReAct, we follow the original prompting protocol of Yao et al. (2023).

Contextualizing Reproduced Baselines. To help readers assess reproduction fidelity, we note the following reference points from original publications (evaluated under different conditions—gold context, different LLMs, or different splits): FinQANet (Chen et al., 2021) reports 61.24% (supervised, gold context); Self-RAG (Asai et al., 2024) reports 54.9% on open-domain NQ (not financial QA); CRAG (Yan et al., 2024) reports improvements on PopQA and PubQA (no financial benchmark). Direct numerical comparison with these figures is not meaningful due to differing evaluation protocols, but they provide context for the overall performance landscape. We acknowledge that author-reproduced baselines are a limitation and commit to releasing all baseline reproduction code, hyperparameter configurations, and prompt templates alongside our framework to enable independent verification.

4.3. Implementation Details

We use DeepSeek-V3 as the backbone LLM for all methods to ensure fair comparison. Document embeddings are generated using bge-base-en-v1.5 (Xiao et al., 2023) (dimension 768) and indexed with FAISS (Johnson et al., 2019). Documents are chunked at the paragraph level (max 512 tokens, overlap 64 tokens). Tables are linearized row-by-row with column headers prepended to each row (e.g., “Year: 2020 | Revenue: \$5.2B | Net Income: \$1.1B”). Tables exceeding 512 tokens after linearization are split at row boundaries, with the header row duplicated in each chunk to preserve column semantics. For questions requiring evidence from multiple tables—which our error analysis identifies as the dominant residual challenge (42.1% of remaining errors)—the iterative agentic loop naturally handles cross-table aggregation: each iteration can retrieve passages from different tables into the shared evidence buffer \mathcal{E} , and the self-verifier’s evidence sufficiency check explicitly flags when a required data point is still missing, triggering targeted re-retrieval in the next iteration.

Retrieval Corpus Construction. To simulate realistic retrieval conditions, we do *not* use the gold context provided with each benchmark question. Instead, for each benchmark

Table 2
Hyperparameter configuration for FinAgent-RAG.

Parameter	Value
LLM backbone	DeepSeek-V3
Embedding model	bge-base-en-v1.5
Embedding dimension	768
Max iterations K	3
Confidence threshold θ	0.8
Top- k passages	5
Chunk size (tokens)	512
Chunk overlap (tokens)	64
Evidence buffer capacity	15 passages
Hybrid weight α	0.3
Recency weight β	0.2
Decoding temperature	0 (greedy)
Max output tokens	1024

we construct a distractor-rich retrieval corpus from the full set of source documents: FinQA yields 52,847 passages from 8,281 earnings report pages; ConvFinQA reuses the same FinQA corpus (as it draws from the same document pool); TAT-QA yields 79,214 passages from 2,757 financial reports. Each question must retrieve its evidence from the full corpus rather than from a pre-identified gold document, making our evaluation setting strictly harder than the gold-context protocol used in some prior work. All baselines share the same retrieval corpus and indexing infrastructure to ensure fair comparison.

For FinAgent-RAG, we set the maximum iteration count $K = 3$ and the confidence threshold $\theta = 0.8$. The retrieval returns the top-5 most relevant passages per sub-question. All LLM calls use temperature 0 for deterministic outputs. LLM inference is conducted via API calls without any LLM fine-tuning; only the retriever encoder is fine-tuned with contrastive loss (Section 3.3).

Hyperparameter Configuration. Table 2 summarizes the key hyperparameters. These values were selected based on validation set performance (Section 5.9).

Computational Environment. LLM inference is conducted via API calls. Retriever fine-tuning requires a single GPU (NVIDIA A100, approximately 2 hours for 3 epochs). The embedding index construction takes approximately 30 minutes for the full FinQA corpus on a single CPU. Inference on the FinQA test set (1,147 questions) requires approximately 3.5 hours at an average of 5.8 API calls per question. The total API cost for a full evaluation run is approximately \$14.

4.4. Evaluation Metrics

Following Chen et al. (2021), we adopt the following metrics:

- **Execution Accuracy (Exe Acc):** Whether the executed program produces the correct numerical answer (within a tolerance of 1%).
- **Program Accuracy (Prog Acc):** Whether the generated reasoning program matches the gold program.

For ConvFinQA, we additionally report:

- **Execution Accuracy (Exe Acc):** Conversation-level accuracy, where a conversation is correct only if all turns produce the correct answer.
- **Turn-level Accuracy (Turn Acc):** The fraction of individual conversation turns answered correctly, capturing the model’s ability to handle coreference resolution and context carryover.

For TAT-QA, following Zhu et al. (2021), we report Execution Accuracy and **F1 score**, which measures token-level overlap between the predicted and gold answers and is the standard metric for TAT-QA’s heterogeneous answer types (spans, counts, and arithmetic results).

5. Experimental Results

5.1. Main Results

Tables 3–4 present the main experimental results on three financial QA benchmarks.

FinAgent-RAG achieves the best performance across all metrics on all three benchmarks. On FinQA, our method outperforms the strongest baseline (IterRAG) by 8.98% in execution accuracy. On ConvFinQA, the improvement is 9.32%, reflecting the advantage of iterative refinement in multi-turn conversational settings where the persistent evidence buffer and conversation history encoding (Section 3.6) enable effective context accumulation across turns. On TAT-QA, the improvement is 5.62%, demonstrating generalization to a structurally different benchmark with heterogeneous answer types.

Several patterns emerge from the cross-benchmark comparison. First, the progression from non-retrieval to standard RAG to self-correcting to agentic methods is consistent across all three datasets, validating the value of each paradigm advancement. Second, FinAgent-RAG’s margin over IterRAG (the strongest generic agentic baseline) ranges from 5.62% to 9.32%, demonstrating that domain-specific components—contrastive financial retrieval, PoT reasoning, and adaptive routing—provide consistent benefits beyond generic iterative retrieval. Third, the improvements are relatively uniform across benchmarks, suggesting that the gains stem from fundamental architectural advantages rather than task-specific overfitting.

Contextualizing with Published Results. The original FinQA leaderboard includes fine-tuned models: FinQANet (Chen et al., 2021) achieves 61.24% with supervised training on gold programs. FinAgent-RAG (76.81%) surpasses this by 15.57 percentage points *without any LLM fine-tuning*, operating through zero-shot LLM prompting combined with a contrastive-tuned retriever (Section 3.3). While the comparison involves different LLM backbones, it demonstrates that agentic approaches can substantially surpass fine-tuned specialist models through intelligent orchestration of retrieval and reasoning.

Cross-Backbone Generalizability. To assess whether FinAgent-RAG’s gains are backbone-dependent, we evaluate the full framework with four LLM backbones on the full FinQA test set. Table 5 reports the results.

Table 3

Main results on FinQA test set (1,147 questions). Best results are in **bold**, second best underlined. † = our reproduction with DeepSeek-V3 backbone.

Category	Method	Exe Acc (%)	Prog Acc (%)
Non-retrieval	Zero-shot LLM†	53.27	50.14
	FinMA (Xie et al., 2023)	59.63	56.71
Standard RAG	Naive RAG†	57.84	54.62
	Advanced RAG†	61.52	58.34
Self-correcting	Self-RAG†	64.75	61.68
	CRAG†	66.21	63.14
Agentic	ReAct†	63.18	60.05
	IterRAG†	<u>67.83</u>	<u>64.76</u>
FinAgent-RAG (Ours)		76.81	73.58

Table 4

Main results on ConvFinQA test set (421 conversations) and TAT-QA test set (1,668 questions).

Method	ConvFinQA		TAT-QA	
	Exe Acc (%)	Turn Acc (%)	Exe Acc (%)	F1 (%)
Zero-shot LLM†	51.78	55.43	54.18	57.32
FinMA	57.92	61.37	57.41	60.73
Naive RAG†	56.14	59.82	58.93	62.14
Advanced RAG†	60.34	63.87	62.67	65.89
ReAct†	62.47	65.93	64.35	67.48
Self-RAG†	64.83	68.14	66.12	69.23
CRAG†	66.72	70.28	67.58	70.74
IterRAG†	<u>69.14</u>	<u>72.67</u>	<u>69.34</u>	<u>72.51</u>
FinAgent-RAG (Ours)	78.46	81.93	74.96	78.13

Table 5

Cross-backbone evaluation on FinQA test set. Δ = improvement over Zero-shot with the same backbone.

LLM Backbone	Zero-shot	FinAgent	Δ
GPT-4o	58.42	79.13	+20.71
DeepSeek-V3	53.27	76.81	+23.54
Qwen-2.5-72B	50.83	73.47	+22.64
Llama-3.1-70B	47.56	70.24	+22.68

The agentic framework consistently improves over zero-shot baselines across all backbones, with Δ ranging from +20.71% (GPT-4o) to +23.54% (DeepSeek-V3). The remarkably consistent improvement magnitude (20–24%) across diverse backbones suggests that the gains stem from the framework’s architectural design rather than from idiosyncratic backbone capabilities. Notably, even with the open-source Llama-3.1-70B, FinAgent-RAG achieves 70.24%, surpassing the zero-shot performance of all tested backbones including GPT-4o (58.42%). This cross-backbone robustness is particularly important for financial institutions that may prefer open-source models for data privacy reasons.

Table 6

Ablation study on FinQA test set. Components are removed one at a time from the full system.

Variant	Exe Acc	Prog Acc	Δ
Full FinAgent-RAG	76.81	73.58	—
w/o PoT (CoT only)	73.14	69.87	−3.67
w/o Fin. Retriever	73.82	70.51	−2.99
w/o Verification	75.18	71.94	−1.63
w/ Router (adaptive)	75.47	72.19	−1.34
w/o Decomposition	75.73	72.46	−1.08

5.2. Ablation Study

Table 6 presents the ablation study on FinQA, isolating the contribution of each domain-specific component.

All components contribute to the final performance, with the three new domain-specific modules providing the largest individual gains. Removing PoT reasoning causes the largest single drop (−3.67%), confirming that executable code generation is more reliable than LLM mental arithmetic for financial computations. Removing the Contrastive Financial Retriever results in a −2.99% drop, validating the importance of hard negative mining for distinguishing semantically similar financial passages. Self-verification contributes

Table 7

Design space study: Retriever \times Reasoning mode on FinQA (Exe Acc %). Best result in **bold**.

	Direct	CoT	PoT	Adaptive
BM25	54.83	61.47	67.92	69.38
Dense (generic)	57.26	64.53	70.14	71.87
Hybrid	59.41	66.82	72.36	73.94
Dense (financial)	61.18	68.74	74.51	76.81

−1.63%, and query decomposition contributes −1.08%. Importantly, the iterative loop components (verification + decomposition) provide a qualitatively different type of contribution than the reasoning and retrieval modules: they enable *progressive evidence accumulation* across multiple retrieval passes, a capability that is impossible in any single-pass architecture regardless of retriever or reasoner quality. The iteration depth analysis (Section 5.3) further shows that moving from $K=1$ to $K=3$ improves accuracy by 5.34 percentage points (71.47% \rightarrow 76.81%), confirming that the loop’s orchestration role is essential for achieving the full system’s performance. The Adaptive Strategy Router variant trades 1.34% accuracy for a 41.3% reduction in API calls (from 5.83 to 3.42 per question), representing a favorable cost–accuracy trade-off for production deployment.

The sum of individual component drops ($\sum |\Delta| = 10.71\%$) closely matches the total gap between the full system and CRAG (76.81 − 66.21 = 10.60%), indicating that each module addresses a largely independent failure mode. This near-additive decomposition is a *strength* of the modular design: the iterative loop orchestrates components that contribute complementary, non-redundant gains rather than competing for the same error types.

5.3. Effect of Iteration Depth

Figure 5 shows the effect of the maximum iteration count K on FinQA execution accuracy.

Performance improves substantially from $K = 1$ (71.47%) to $K = 3$ (76.81%), with diminishing returns beyond $K = 3$ ($K = 4$: 76.93%, $K = 5$: 76.78%). The marginal gain drops from +3.87% ($K = 1 \rightarrow 2$) to +1.47% ($K = 2 \rightarrow 3$) to +0.12% ($K = 3 \rightarrow 4$), while average API calls increase linearly (2.0, 3.8, 5.8, 7.6, 9.4). Setting $K = 3$ achieves the optimal trade-off between accuracy and computational cost.

5.4. Design Space Study

To understand how retriever and reasoning components interact, we conduct a systematic 4×4 design space study on the FinQA test set. Table 7 presents execution accuracy for all 16 combinations.

Three key findings emerge (RQ3). First, both the retriever and reasoning dimensions contribute substantial gains: upgrading from BM25 to financial dense retrieval improves accuracy by 6–7% across all reasoning modes, while upgrading from direct to adaptive reasoning improves by 14–16% across all retrievers. Second, the gains are largely additive: the best single-axis configuration (BM25

Table 8

Error distribution before and after FinAgent-RAG upgrades on FinQA. “Base” = Zero-shot + Naive RAG baseline (536 errors). “Full” = FinAgent-RAG (266 errors). “Red.” = reduction in absolute error count.

Error Type	Base		Full		Red. (%)
	n	%	n	%	
Arithmetic	208	38.8	25	9.4	−88.0
Data extraction	120	22.4	79	29.6	−34.2
Formula/logic	85	15.8	51	19.3	−40.0
Multi-table	76	14.2	77	28.9	−1.3
Terminology	47	8.8	34	12.8	−27.7
Total	536	100.0	266	100.0	−50.4

+ Adaptive: 69.38%) is substantially outperformed by the joint optimum (Financial + Adaptive: 76.81%), confirming that domain-specific components on both axes provide complementary benefits. Third, the PoT column consistently outperforms CoT by 5–7%, validating the value of executable code generation for financial numerical reasoning regardless of the retriever choice. This design space map provides practitioners with actionable guidance: organizations with limited resources can achieve 69.38% with a simple BM25 retriever paired with adaptive reasoning, while those seeking maximum accuracy should invest in the full financial-adapted configuration.

5.5. Error Analysis

To understand how FinAgent-RAG’s domain-specific components reshape the error landscape, we categorize all errors from the FinQA test set into five types and compare the base system (Zero-shot + Naive RAG) with the full FinAgent-RAG system. Table 8 presents the results.

The most striking finding is that PoT reasoning eliminates 88.0% of arithmetic errors (from 208 to 25), confirming that executable code generation is far more reliable than LLM mental computation for financial calculations. This single improvement accounts for 67.8% of the total error reduction. The Contrastive Financial Retriever reduces data extraction errors by 34.2% and terminology errors by 27.7%, while multi-table errors remain nearly unchanged in absolute count (76 \rightarrow 77)—these represent the “hard core” of residual errors where the required evidence spans multiple documents or tables.

Importantly, the error distribution *shifts* from arithmetic-dominated (38.8% \rightarrow 9.4%) to retrieval-dominated (data extraction + multi-table = 58.5% of residual errors). This shift has clear implications for future work: the next major improvement will likely come from cross-table linking and multi-document retrieval rather than further reasoning enhancements. Figure 6 visualizes the before/after comparison.

5.6. Computational Cost Analysis

Table 9 compares the computational cost of different methods in terms of average API calls, latency, per-question cost, and accuracy.

Table 9

Computational cost comparison on FinQA. “Ours+Router” = FinAgent-RAG with Adaptive Strategy Router enabled.

Method	API	Lat.(s)	Cost(\$)	Acc(%)
Zero-shot	1.0	2.3	0.003	53.27
Naive RAG	1.0	3.6	0.005	57.84
Adv. RAG	2.0	5.9	0.008	61.52
Self-RAG	3.2	8.4	0.012	64.75
CRAG	3.0	8.9	0.013	66.21
IterRAG	4.5	12.1	0.018	67.83
Ours (Full)	5.8	15.4	0.024	76.81
Ours+Router	3.4	9.1	0.014	75.47

The full FinAgent-RAG system requires 5.8 API calls per question, resulting in a per-question cost of \$0.024—approximately 8× the zero-shot cost but with a 23.54% accuracy improvement. The Adaptive Strategy Router reduces this to 3.4 API calls (\$0.014) while maintaining 75.47% accuracy, achieving a favorable cost–accuracy Pareto point. To contextualize: processing a full 10-K filing (approximately 50 typical questions) costs \$0.70–\$1.20 with the router-enabled variant, compared to an estimated 2–4 hours of analyst time. Figure 7 visualizes the accuracy–cost trade-off.

5.7. Case Studies

To provide qualitative insight, we present three representative cases from the FinQA test set.

Case 1: Iterative Retrieval Refinement. *Question:* “What was the percentage change in the provision for income taxes from 2018 to 2019?”

Iteration 1: The Query Decomposer generates two sub-questions: (1) “What was the provision for income taxes in 2018?” and (2) “What was the provision for income taxes in 2019?” The Adaptive Retriever successfully retrieves the 2019 value (\$142M) from the income statement but retrieves a passage about “income tax expense” for 2018 (\$128M) from the notes section, which refers to a different accounting treatment. The CoT Reasoner computes $(142 - 128)/128 = 10.94\%$. The Self-Verifier flags a *cross-evidence inconsistency*: the two values come from different contexts (income statement vs. notes to financial statements).

Iteration 2: The Query Refiner generates a more specific sub-question: “What was the provision for income taxes in 2018 as reported in the consolidated income statement?” The retriever now surfaces the correct value (\$135M) from the same income statement table. The reasoner computes $(142 - 135)/135 = 5.19\%$, and the verifier confirms consistency. The answer matches the gold label.

This case demonstrates how the self-verification mechanism catches subtle retrieval errors — semantically relevant but contextually incorrect passages — that are invisible to single-pass systems.

Case 2: PoT for Multi-Step Computation. *Question:* “What was the compound annual growth rate of operating expenses from 2017 to 2019?”

The decomposer generates: (1) retrieve 2017 operating expenses, (2) retrieve 2019 operating expenses, (3) compute

Table 10

Per-question-type accuracy (%) on FinQA. The weighted average of per-type accuracies matches the overall accuracy reported in Table 3.

Type	%	CRAG	Ours	Δ
Ratio/Percentage	18.3	78.57	84.29	+5.72
Single-step arith.	31.2	74.63	82.54	+7.91
Multi-step arith.	28.7	56.32	72.47	+16.15
Comparison	12.4	60.56	69.59	+9.03
Aggregation	9.4	51.86	65.96	+14.10

CAGR. Both values are retrieved successfully (\$2,847M and \$3,214M). The PoT module generates:

```
v_begin, v_end, n = 2847, 3214, 2
cagr = (v_end / v_begin) ** (1/n) - 1
result = round(cagr * 100, 2) # 6.24%
```

The executed code returns 6.24%, matching the gold answer. Under CoT reasoning, the LLM incorrectly computes $(3214 - 2847)/2847/2 = 6.45\%$, confusing CAGR with simple average annual growth—a frequent arithmetic error pattern that PoT eliminates through exact code execution.

Case 3: Residual Failure (Multi-Table Reasoning).

Question: “What percentage of total segment revenue was contributed by the Asia-Pacific segment in 2019?”

The system correctly retrieves Asia-Pacific revenue (\$1,283M) from the segment breakdown table but fails to locate the total consolidated revenue figure, which appears in a separate summary table on a different page. The agent retrieves a passage stating “total segment revenue” of \$4,892M from an adjacent paragraph, but this figure excludes inter-segment eliminations; the correct consolidated total is \$4,731M. The verifier does not flag this discrepancy because both values are plausible. This failure exemplifies the multi-table reasoning errors (28.9% of residual errors) that motivate future work on cross-table knowledge graph integration.

5.8. Per-Question-Type Analysis

To understand where FinAgent-RAG provides the most benefit, we categorize FinQA test questions by reasoning type and report per-category accuracy compared to CRAG (Table 10).

The improvements are most pronounced for multi-step arithmetic (+16.15%) and aggregation questions (+14.10%)—precisely the categories where PoT reasoning and iterative evidence accumulation provide the greatest advantage. These two categories require chained numerical computations over multiple retrieved values, which are highly susceptible to LLM arithmetic errors under CoT reasoning but are handled reliably by executable code generation. Ratio/percentage questions show a moderate improvement (+5.72%), as the computation is simpler (single division) and the primary bottleneck is retrieval accuracy rather than reasoning.

This per-type analysis provides important practical guidance: the investment in PoT reasoning yields disproportionate returns for organizations whose financial QA workload

Table 11Retrieval quality (Recall@ k) on FinQA by iteration.

Method	R@5	R@10	R@20
Naive RAG	62.3	74.8	83.5
Advanced RAG	68.1	79.4	87.2
Ours (Iter 1)	69.7	80.6	88.1
Ours (Iter 2)	78.4	87.3	92.6
Ours (Iter 3)	82.3	90.1	94.3

Table 12

Verification behavior analysis on FinQA test set. “Accept” = verifier accepts the answer; “Reject” = verifier triggers re-retrieval.

Iteration	Accept (%)	Reject (%)	Acc. of Accepted
1	72.4	27.6	81.3
2	19.4	8.2	74.8
3	5.8	2.4	68.3
Overall	97.6	2.4	78.9

is dominated by complex multi-step computations. Figure 8 visualizes the comparison.

5.9. Sensitivity Analysis

We analyze the sensitivity of FinAgent-RAG to three key hyperparameters — confidence threshold θ , number of retrieved passages (top- k), and chunk size — on the FinQA validation set. Full results are provided in Appendix C.

The confidence threshold $\theta = 0.8$ achieves the best validation accuracy, with lower thresholds accepting answers too readily and higher thresholds (≥ 0.9) triggering excessive iterations without accuracy gains. Performance peaks at top- $k = 5$ and chunk size 512 tokens. Figure 9 visualizes the dual-axis trade-off between accuracy and API cost across θ values.

5.10. Retrieval Quality Analysis

To isolate the contribution of retrieval from reasoning, we analyze retrieval quality using Recall@ k — the fraction of gold evidence passages retrieved in the top- k results.

Table 11 reveals that the iterative refinement loop substantially improves retrieval quality: Recall@5 increases from 69.7% in the first iteration to 82.3% after three iterations, a 12.6 percentage point improvement. This confirms that the query refinement mechanism effectively addresses retrieval gaps identified by the self-verifier. Notably, the cumulative retrieval quality of our three iterations (R@5 = 82.3%) surpasses even the R@20 of single-pass methods, demonstrating that targeted iterative retrieval is more effective than simply retrieving more passages in a single pass. Figure 10 provides a grouped comparison.

5.11. Verification Behavior Analysis

To understand the self-verification mechanism in detail, we analyze the verification outcomes across iterations on the FinQA test set. Table 12 reports the fraction of questions reaching each verification decision at each iteration.

Table 13

Ablation of hard negative types in the Contrastive Financial Retriever on FinQA.

Variant	R@5	R@10	MRR
Full (4 types)	82.34	91.67	0.784
w/o Temporal	79.18	89.43	0.752
w/o Metric-swap	77.56	88.21	0.732
w/o Granularity	80.14	90.02	0.761
w/o Entity-swap	80.87	90.38	0.770
No hard negatives	72.63	84.51	0.699

Several observations emerge. First, the majority of questions (72.4%) are resolved in a single iteration, indicating that the self-verifier correctly identifies high-quality answers without unnecessary re-retrieval. This is desirable from a computational cost perspective. Second, answers accepted in later iterations have progressively lower accuracy (81.3% \rightarrow 74.8% \rightarrow 68.3%), reflecting the fact that later iterations handle inherently harder questions. Third, the verifier achieves an effective precision of 78.9% — that is, when it accepts an answer, the answer is correct 78.9% of the time. The rejection decisions are also meaningful: among questions rejected after iteration 1, 38.7% had their answer corrected after re-retrieval, confirming that the verifier successfully identifies salvageable errors.

We also examine the types of verification failures. Evidence sufficiency failures account for 52% of rejections, numerical consistency failures for 31%, and cross-evidence contradictions for 17%. This distribution informs our query refinement strategy: the refiner is designed to prioritize retrieving additional evidence (addressing sufficiency failures) over alternative evidence (addressing contradiction failures).

Verifier Precision and Recall. To fully characterize the self-verifier’s reliability, we compute its precision (fraction of REJECT decisions where the answer was indeed incorrect) and recall (fraction of incorrect answers that were correctly rejected). On the FinQA test set: the verifier achieves a *rejection precision* of 76.2% (i.e., 76.2% of rejected answers were truly incorrect) and a *rejection recall* of 58.4% (i.e., 58.4% of all incorrect answers were caught by the verifier). The false rejection rate of 23.8% leads to unnecessary re-retrieval in some cases. However, this cost is modest: re-retrieval of an already-correct answer typically returns to the same answer in the next iteration (89.3% recovery rate), so the net accuracy loss from false rejections is only 0.7%.

5.12. Contrastive Retriever Ablation

To validate the contribution of each hard negative type in the Contrastive Financial Retriever, we conduct a component ablation study (Table 13).

All four hard negative types contribute to retrieval quality, with metric-swap negatives (e.g., “revenue” vs. “cost of revenue”) providing the largest individual contribution (−4.78% R@5 when removed). Temporal negatives rank

Table 14

Statistical significance analysis on FinQA. CI = 95% bootstrap confidence interval. All comparisons significant at $p < 0.001$.

Comparison	Baseline CI	Ours CI	χ^2
vs. IterRAG	[66.14, 69.49]	[75.23, 78.36]	47.83
vs. CRAG	[64.53, 67.86]	[75.23, 78.36]	52.17
vs. Self-RAG	[63.07, 66.41]	[75.23, 78.36]	61.34
vs. Adv. RAG	[59.84, 63.17]	[75.23, 78.36]	78.92

second (-3.16%), consistent with the observation that confusing fiscal periods is a prevalent error in financial document retrieval. The full contrastive training improves R@5 by 9.71 percentage points over the baseline without hard negatives, confirming the value of domain-specific negative mining for financial retrieval.

5.13. Statistical Significance

To verify that FinAgent-RAG’s improvements are statistically significant, we perform bootstrap resampling with 10,000 iterations on the FinQA test set. Table 14 reports 95% confidence intervals and McNemar’s test results.

The 95% confidence interval for FinAgent-RAG [75.23%, 78.36%] does not overlap with any baseline’s confidence interval, and all McNemar’s χ^2 tests yield $p < 0.001$, confirming that the improvements are not due to random variation.

6. Discussion

We discuss the broader implications of our findings, connect results to the research questions, and identify directions for future work.

6.1. Addressing the Research Questions

RQ1: Effectiveness of Agentic RAG for Financial QA.

Our main results (Tables 3–4) provide a clear affirmative answer: FinAgent-RAG achieves 76.81% on FinQA, 78.46% on ConvFinQA, and 74.96% on TAT-QA, outperforming the strongest baseline (IterRAG) by 5.62–9.32 percentage points across three benchmarks. The per-type analysis (Table 10) further shows that the gains are concentrated on multi-step arithmetic (+16.15%) and aggregation (+14.10%) tasks, precisely where single-pass approaches are most limited. The cross-backbone evaluation (Table 5) confirms these gains generalize across four diverse LLM backbones with remarkably consistent improvement magnitude (20–24%).

RQ2: Component Contributions. The ablation study (Table 6) reveals that all five components contribute meaningfully, with PoT reasoning (-3.67%) and the Contrastive Financial Retriever (-2.99%) being the most critical individual modules. The error analysis (Table 8) provides a mechanistic explanation: PoT eliminates 88.0% of arithmetic errors, while the financial retriever reduces data extraction errors by 34.2%. The near-additive nature of component contributions ($\sum |\Delta| = 10.71\%$ vs. total gap of 10.60%) indicates that each module addresses a largely independent failure mode, validating the modular design. Notably,

the domain-specific components (PoT reasoning and Contrastive Financial Retriever) account for the majority of the improvement, while the iterative agentic loop provides complementary gains (-1.63% for Self-Verification and -1.08% for Query Decomposition) by enabling progressive evidence refinement. This suggests that the primary contribution of FinAgent-RAG lies in the systematic integration and domain adaptation of these components, rather than the agentic architecture alone.

RQ3: Design Space Interactions. The 4×4 design space study (Table 7) reveals that retriever and reasoning improvements contribute complementary gains: upgrading along either axis improves accuracy by 6–16%, while the joint optimum exceeds any single-axis maximum by 7+ percentage points. This finding has practical significance: it suggests that organizations should invest in both domain-specific retrieval and reasoning rather than focusing exclusively on one dimension.

RQ4: Computational Trade-offs and Deployment.

The cost analysis on FinQA (Table 9) shows that the Adaptive Strategy Router reduces API costs by 41.3% with only 1.34% accuracy trade-off. We note that the router is trained and evaluated exclusively on FinQA; its generalization to ConvFinQA and TAT-QA has not been directly validated. The consistent cross-benchmark improvements of FinAgent-RAG’s full pipeline (Table 4) suggest that the underlying question-complexity distribution is similar across benchmarks, but the router’s cost-accuracy trade-off may differ on benchmarks with different complexity profiles. Dataset-specific router calibration or a universal router trained on pooled data are promising directions for future work. The verification behavior analysis (Table 12) reveals that 72.4% of questions are resolved in a single iteration, meaning the computational overhead is concentrated on the genuinely difficult questions. These findings enable a tiered deployment architecture (Section 6.3) that balances accuracy and cost based on organizational requirements.

6.2. Why Iterative Refinement Works

The success of FinAgent-RAG can be attributed to two complementary mechanisms. First, the *error detection* capability of the self-verifier converts implicit reasoning failures into explicit signals that guide re-retrieval. Our case study demonstrates how cross-evidence validation catches subtle retrieval errors (e.g., retrieving semantically similar but contextually incorrect values). Second, the *progressive evidence accumulation* across iterations enables the agent to gather multi-table evidence that is fundamentally impossible to capture in a single retrieval pass. The retrieval quality analysis (Table 11) quantifies this effect: iterative refinement improves Recall@5 by 12.6 percentage points over the first iteration alone.

Critically, the loop’s aggregate contribution (-2.71% from verification and decomposition in ablation) understates its impact on the hardest questions. The per-type analysis (Table 10) shows that multi-step arithmetic and aggregation questions—which most frequently require multiple

iterations—exhibit the largest absolute improvements over baselines (+16.15% and +14.10%), precisely because these question types benefit most from iterative evidence gathering across tables and sections. The retrieval quality analysis (Table 11) provides direct evidence: Recall@5 improves from 69.7% to 82.3% across three iterations, demonstrating that the loop enables the retriever to surface evidence that is fundamentally inaccessible in a single pass.

These findings align with the cognitive science perspective on human expert reasoning (Sumers, Yao, Narasimhan and Griffiths, 2024): financial analysts do not answer complex questions in a single pass but rather iteratively gather evidence, verify intermediate conclusions, and refine their analysis until they reach sufficient confidence. FinAgent-RAG operationalizes this iterative expert reasoning process within an LLM-based agent framework.

6.3. Deployment Guidelines for Financial Institutions

The FinAgent-RAG framework has several practical applications in the financial industry, and our experimental results enable concrete deployment recommendations:

Automated Financial Analysis. Investment analysts spend a significant portion of their time extracting and computing metrics from corporate filings. FinAgent-RAG can automate routine QA tasks—extracting year-over-year revenue growth, computing financial ratios, or identifying trends across reporting periods—freeing analysts to focus on higher-level interpretation. At \$0.014 per question with the Router-enabled variant, processing a full 10-K filing (~50 questions) costs under \$1, compared to 2–4 hours of analyst time.

Regulatory Compliance Monitoring. The self-verification mechanism is particularly well suited for regulatory compliance, where detecting inconsistencies between stated results and underlying financial data is critical. The cross-evidence validation check can automatically flag discrepancies warranting manual review.

Tiered Deployment Architecture. Based on our experimental findings, we recommend three deployment tiers for financial institutions:

- *Tier 1 (Cost-sensitive):* BM25 + Adaptive reasoning (69.38% accuracy, \$0.008/question). Suitable for high-volume screening tasks where moderate accuracy is acceptable.
- *Tier 2 (Balanced):* Full FinAgent-RAG with Router (75.47% accuracy, \$0.014/question). Recommended for most production workloads, offering 41.3% cost reduction with minimal accuracy trade-off.
- *Tier 3 (Accuracy-critical):* Full FinAgent-RAG without Router (76.81% accuracy, \$0.024/question). Reserved for high-stakes applications such as regulatory filings or audit support.

Organizations with data privacy requirements can use open-source backbones (e.g., Llama-3.1-70B) with a modest accuracy reduction (70.24% vs. 76.81%), as demonstrated in our cross-backbone evaluation.

6.4. Comparison with Concurrent Approaches

During the preparation of this manuscript, several concurrent works have explored related directions. TradingAgents (Xiao et al., 2024) applied multi-agent systems to trading decisions but focuses on market analysis rather than document QA. FinMem (Yu et al., 2024) introduced memory-augmented agents for financial decision-making but does not address the retrieval challenges specific to structured financial documents.

FinAgent-RAG is distinguished from these approaches by its tight integration of four domain-specific components within an iterative agentic loop. While concurrent approaches typically address one aspect of the financial AI pipeline (e.g., reasoning *or* retrieval *or* verification), FinAgent-RAG provides an end-to-end solution that jointly optimizes all components through the iterative feedback loop. The ablation study (Table 6) confirms that this integrated design outperforms any single-component approach.

6.5. Limitations and Future Directions

We identify several limitations and promising directions for future work.

LLM Backbone Dependency. While the cross-backbone evaluation (Table 5) demonstrates consistent improvements across four LLMs including open-source Llama-3.1-70B, absolute performance varies (70.24–79.13%). Evaluation with smaller and domain-specific financial LLMs would further characterize generalizability.

Computational Overhead. The full system requires 5.8× more API calls than zero-shot. The Adaptive Strategy Router mitigates this (reducing to 3.4×), but further optimization through caching and parallel sub-question processing could reduce latency for time-sensitive applications.

Router Generalization. The Adaptive Strategy Router is trained and evaluated solely on the FinQA validation set. Although the overall FinAgent-RAG pipeline generalizes well across ConvFinQA and TAT-QA, the router’s routing accuracy and cost-accuracy trade-off have not been directly measured on these benchmarks. Deploying the router on datasets with substantially different question-complexity distributions may require re-calibration or retraining.

Benchmark Scope. Despite evaluating on three benchmarks, all are derived from English-language US corporate filings under US GAAP. Generalization to other languages, regulatory frameworks (IFRS), document formats (XBRL), or real-time scenarios remains to be validated.

Multi-Table and Cross-Document Reasoning. Our error analysis identifies multi-table reasoning as the dominant residual error category (28.9% of remaining errors, Case 3 in Section 5). The current iterative loop can accumulate evidence from multiple tables across iterations, but it lacks explicit mechanisms for cross-table linking—for example,

recognizing that “total segment revenue” in a breakdown table should reconcile with “consolidated revenue” in a summary table after inter-segment eliminations. Three concrete mitigation strategies merit investigation: (1) constructing *table-level metadata graphs* that encode hierarchical relationships (segment \subset consolidated, quarterly \subset annual) to guide cross-table retrieval; (2) adding a *numerical reconciliation check* to the self-verifier that flags when retrieved values from different tables are inconsistent with expected accounting identities; and (3) incorporating *structured financial knowledge graphs* (Pan, Luo, Wang, Chen, Wang and Wu, 2024) to provide explicit cross-table relationships as additional retrieval signals.

Other Future Directions. Extending the framework to *multi-document comparative analysis* across company portfolios and evaluating on multilingual financial QA benchmarks (IFRS-based filings, non-English corpora) are also promising avenues.

7. Conclusion

We presented FinAgent-RAG, an agentic RAG framework for financial document QA that integrates three domain-specific innovations—a Contrastive Financial Retriever with hard negative mining, a Program-of-Thought reasoning module with sandboxed code execution, and an Adaptive Strategy Router for cost-efficient deployment—within iterative retrieval-reasoning loops with self-verification.

Extensive experiments on three benchmarks (FinQA, ConvFinQA, TAT-QA) demonstrate that FinAgent-RAG achieves 76.81%, 78.46%, and 74.96% execution accuracy respectively, outperforming eight baselines including the strongest agentic baseline (IterRAG) by 5.62–9.32 percentage points. The per-question-type analysis reveals that gains are concentrated on multi-step arithmetic (+16.15%) and aggregation (+14.10%) questions, and the error analysis shows that PoT reasoning eliminates 88.0% of arithmetic errors—the dominant failure mode in financial numerical QA.

Our systematic design space study across retriever and reasoning dimensions provides empirical guidance for practitioners, while the Adaptive Strategy Router enables a 41.3% reduction in API costs on FinQA with minimal accuracy trade-off, addressing a key deployment concern for financial institutions. The cross-backbone evaluation confirms that FinAgent-RAG’s gains generalize across four LLMs with consistent improvement magnitude (20–24%), including open-source models suitable for privacy-sensitive financial environments.

FinAgent-RAG demonstrates that the systematic integration of domain-specific retrieval, executable reasoning, and adaptive resource allocation—orchestrated through an iterative agentic loop—yields substantial and consistent gains for financial document analysis. The framework provides actionable deployment guidelines (three-tier architecture) for production environments. The identification of multi-table reasoning as the dominant residual error category (28.9%)

points to knowledge-graph-enhanced cross-table retrieval as the most impactful direction for future work.

CRedit authorship contribution statement

Yang Shu: Conceptualization, Methodology, Software, Validation, Writing – original draft, Writing – review & editing. **Yingmin Liu:** Investigation, Writing – review & editing. **Zequn Xie:** Supervision, Writing – review & editing.

Declaration of competing interest

The authors declare no known competing financial interests or personal relationships that could have appeared to influence the work reported in this paper.

Data availability

The FinQA dataset is available at <https://github.com/czyssrs/FinQA>. The ConvFinQA dataset is available at <https://github.com/czyssrs/ConvFinQA>. The TAT-QA dataset is available at <https://github.com/NEXtplusplus/TAT-QA>. Code, experimental scripts, and the fine-tuned Contrastive Financial Retriever weights will be released upon acceptance at <https://github.com/cheer932041235/FinAgent-RAG>.

Acknowledgements

The authors thank the anonymous reviewers for their constructive comments.

A. Prompt Templates

We provide representative prompt templates used by FinAgent-RAG’s reasoning modules. All prompts follow a structured format with role assignment, evidence context, and output specification. Figure 11 presents the three core prompt architectures used by the framework.

Each prompt template consists of four structured sections: (1) a **System Role** that establishes the agent’s domain expertise, (2) **Evidence** and **Question** placeholders for dynamic content injection, (3) a numbered **Instructions** list tailored to the specific reasoning mode, and (4) a constrained **Output Format** that ensures machine-parseable responses. The CoT prompt elicits step-by-step natural language reasoning, while the PoT prompt requires executable Python code with the final answer assigned to a `result` variable. The Self-Verification prompt implements a three-criterion checklist (evidence sufficiency, numerical consistency, cross-evidence validation) and outputs a binary ACCEPT/REJECT decision with an explanation that drives the iterative refinement loop.

B. Document Preprocessing Details

This appendix provides the full three-stage preprocessing pipeline summarized in Section 3.

Table 15Effect of confidence threshold θ on FinQA performance.

θ	Exe Acc (%)	Avg. Iters	API Calls
0.5	74.63	1.21	3.9
0.6	75.47	1.35	4.4
0.7	76.38	1.52	5.1
0.8	77.16	1.68	5.8
0.9	76.85	2.14	7.3
1.0	76.21	2.71	9.2

Stage 1: Document Parsing and Segmentation. We parse each financial document into a sequence of typed segments: *text* paragraphs, *table* blocks, and *header* elements. Tables are detected using structural heuristics (row-column alignment patterns) and parsed into a structured representation preserving row/column headers, cell values, and spanning cells.

Stage 2: Table Linearization. Each table is linearized into a textual representation suitable for dense retrieval. We adopt a *header-prepended row linearization* strategy: for each row r in a table with column headers $[h_1, h_2, \dots, h_c]$, we generate a passage of the form “ $h_1: r_1 \mid h_2: r_2 \mid \dots \mid h_c: r_c$ ”. This preserves the semantic association between column headers and cell values, which is critical for financial reasoning where the same numerical value has different meanings depending on its column context (e.g., “Revenue” in a “2019” column vs. a “2020” column).

Stage 3: Chunking and Indexing. Text paragraphs are chunked at the paragraph level with a maximum chunk size of 512 tokens and an overlap of 64 tokens. Linearized table rows are treated as individual passages. All passages are encoded into dense vector representations using bge-base-en-v1.5 (Xiao et al., 2023) (dimension 768) and indexed with FAISS (Johnson et al., 2019) for efficient approximate nearest neighbor search. The final index for a typical document corpus contains approximately 50,000–80,000 passages.

C. Sensitivity Analysis Details

This appendix provides the complete sensitivity analysis results summarized in Section 5.9.

Confidence Threshold θ . Table 15 shows the effect of varying θ on accuracy, iteration count, and API calls on the FinQA validation set.

Setting $\theta = 0.8$ achieves the best accuracy. Lower thresholds accept answers too readily, missing opportunities for refinement. Higher thresholds ($\theta \geq 0.9$) trigger excessive iterations that do not improve accuracy, likely because the additional retrieval introduces noise rather than useful evidence. Figure 9 visualizes the dual-axis trade-off between accuracy and API cost.

Number of Retrieved Passages (top- k). Table 16 shows the effect of varying top- k on accuracy and context length.

Performance peaks at $k = 5$ and declines slightly with more passages, consistent with the “lost in the middle” phenomenon (Liu et al., 2024): excessive context dilutes

Table 16Effect of top- k retrieval on FinQA performance.

Top- k	Exe Acc (%)	Avg. Context Tokens
3	74.89	1,843
5	77.16	2,917
7	76.78	4,102
10	76.24	5,736

the relevance of key evidence. The decline at $k = 10$ also increases API cost due to longer prompts.

Chunk Size. We evaluate chunk sizes of 256, 512, and 1024 tokens with proportional overlap (12.5%). The 512-token configuration achieves the best trade-off (77.16% accuracy), while 256 tokens fragment financial tables across chunks and 1024 tokens reduce retrieval precision by mixing relevant and irrelevant content.

References

- Araci, D., 2019. FinBERT: Financial sentiment analysis with pre-trained language models. arXiv preprint arXiv:1908.10063 .
- Asai, A., Wu, Z., Wang, Y., Sil, A., Hajishirzi, H., 2024. Self-RAG: Learning to retrieve, generate, and critique through self-reflection, in: International Conference on Learning Representations (ICLR), pp. 1–21.
- Borgeaud, S., Mensch, A., Hoffmann, J., Cai, T., Rutherford, E., Millican, K., van den Driessche, G., Lespiau, J.B., Damoc, B., Clark, A., et al., 2022. Improving language models by retrieving from trillions of tokens, in: International Conference on Machine Learning (ICML), pp. 2206–2240.
- Chen, J., Zhou, P., Hua, Y., Xin, L., Chen, K., Li, Z., Zhu, B., Liang, J., 2024. FinTextQA: A dataset for long-form financial question answering, in: Proceedings of the 62nd Annual Meeting of the Association for Computational Linguistics (ACL), pp. 6025–6047.
- Chen, W., Ma, X., Wang, X., Cohen, W.W., 2023. Program of thoughts prompting: Disentangling computation from reasoning for numerical reasoning tasks. Transactions on Machine Learning Research .
- Chen, Z., Chen, W., Smiley, C., Shah, S., Borber, I., Moubert, W., Wang, W.Y., 2021. FinQA: A dataset of numerical reasoning over financial data, in: Proceedings of the 2021 Conference on Empirical Methods in Natural Language Processing (EMNLP), pp. 7199–7210.
- Chen, Z., Li, S., Smiley, C., Ma, Z., Shah, S., Wang, W.Y., 2022. ConvFinQA: Exploring the chain of numerical reasoning in conversational finance question answering, in: Proceedings of the 2022 Conference on Empirical Methods in Natural Language Processing (EMNLP), pp. 6279–6292.
- Gao, L., Madaan, A., Zhou, S., Alon, U., Liu, P., Yang, Y., Callan, J., Neubig, G., 2023. PAL: Program-aided language models, in: International Conference on Machine Learning (ICML), pp. 10764–10799.
- Gao, Y., Xiong, Y., Gao, X., Jia, K., Pan, J., Bi, Y., Dai, Y., Sun, J., Wang, H., 2024. Retrieval-augmented generation for large language models: A survey. arXiv preprint arXiv:2312.10997 .
- Glass, M., Rossiello, G., Chowdhury, M.F.M., Naber, A., Nishi, R., Gliozzo, A., 2022. Re2G: Retrieve, rerank, generate, in: Proceedings of the 2022 Conference of the North American Chapter of the Association for Computational Linguistics (NAACL), pp. 2701–2715.
- Guu, K., Lee, K., Tung, Z., Pasupat, P., Chang, M.W., 2020. REALM: Retrieval-augmented language model pre-training, in: International Conference on Machine Learning (ICML), pp. 3929–3938.
- Herzig, J., Nowak, P.K., Müller, T., Piccinno, F., Eisenschlos, J.M., 2020. TaPas: Weakly supervised table parsing via pre-training, in: Proceedings of the 58th Annual Meeting of the Association for Computational Linguistics (ACL), pp. 4320–4333.

- Huang, L., Yu, W., Ma, W., Zhong, W., Feng, Z., Wang, H., Chen, Q., Peng, W., Feng, X., Qin, B., Liu, T., 2025. A survey on hallucination in large language models: Principles, taxonomy, challenges, and open questions. *ACM Computing Surveys* 57, 1–52.
- Imani, S., Du, L., Shrivastava, H., 2023. MathPrompter: Mathematical reasoning using large language models. *arXiv preprint arXiv:2303.05398*.
- Izacard, G., Grave, E., 2021. Leveraging passage retrieval with generative models for open domain question answering, in: *Proceedings of the 16th Conference of the European Chapter of the Association for Computational Linguistics (EACL)*, pp. 874–880.
- Jiang, Z., Xu, F.F., Gao, L., Sun, Z., Liu, Q., Dwivedi-Yu, J., Yang, Y., Callan, J., Neubig, G., 2023. Active retrieval augmented generation, in: *Proceedings of the 2023 Conference on Empirical Methods in Natural Language Processing (EMNLP)*, pp. 7969–7992.
- Johnson, J., Douze, M., Jégou, H., 2019. Billion-scale similarity search with GPUs. *IEEE Transactions on Big Data* 7, 535–547.
- Kadavath, S., Conerly, T., Askell, A., Henighan, T., Drain, D., Perez, E., Schiefer, N., Hatfield-Dodds, Z., DasSarma, N., Tran-Johnson, E., et al., 2022. Language models (mostly) know what they know. *arXiv preprint arXiv:2207.05221*.
- Karpukhin, V., Oguz, B., Min, S., Lewis, P., Wu, L., Edunov, S., Chen, D., Yih, W.t., 2020. Dense passage retrieval for open-domain question answering, in: *Proceedings of the 2020 Conference on Empirical Methods in Natural Language Processing (EMNLP)*, pp. 6769–6781.
- Lewis, P., Perez, E., Piktus, A., Petroni, F., Karpukhin, V., Goyal, N., Küttler, H., Lewis, M., Yih, W.t., Rocktäschel, T., Riedel, S., Kiela, D., 2020. Retrieval-augmented generation for knowledge-intensive NLP tasks, in: *Advances in Neural Information Processing Systems (NeurIPS)*, pp. 9459–9474.
- Liu, N.F., Lin, K., Hewitt, J., Paranjape, A., Bevilacqua, M., Petroni, F., Liang, P., 2024. Lost in the middle: How language models use long contexts. *Transactions of the Association for Computational Linguistics* 12, 157–173.
- Ma, X., Gong, Y., He, P., Zhao, H., Duan, N., 2023. Query rewriting in retrieval-augmented large language models, in: *Proceedings of the 2023 Conference on Empirical Methods in Natural Language Processing (EMNLP)*, pp. 5303–5315.
- Pan, S., Luo, L., Wang, Y., Chen, C., Wang, J., Wu, X., 2024. Unifying large language models and knowledge graphs: A roadmap. *IEEE Transactions on Knowledge and Data Engineering* 36, 3580–3599.
- Qin, Y., Liang, S., Ye, Y., Zhu, K., Yan, L., Lu, Y., Lin, Y., Cong, X., Tang, X., Qian, B., et al., 2024. ToolLLM: Facilitating large language models to master 16000+ real-world APIs, in: *International Conference on Learning Representations (ICLR)*, pp. 1–28.
- Schick, T., Dwivedi-Yu, J., Dessì, R., Raileanu, R., Lomeli, M., Hambro, E., Zettlemoyer, L., Cancedda, N., Scialom, T., 2023. Toolformer: Language models can teach themselves to use tools, in: *Advances in Neural Information Processing Systems (NeurIPS)*, pp. 68539–68551.
- Shah, R.S., Kuber, K., Lee, M., Nishi, R., Vig, J., 2022. When FLUE meets FLANG: Benchmarks and large pre-trained language model for financial domain, in: *Proceedings of the 2022 Conference on Empirical Methods in Natural Language Processing (EMNLP)*, pp. 2322–2335.
- Shao, Z., Gong, Y., Shen, Y., Huang, M., Duan, N., Chen, W., 2023. Enhancing retrieval-augmented large language models with iterative retrieval-generation synergy, in: *Findings of the Association for Computational Linguistics: EMNLP 2023*, pp. 9248–9274.
- Shinn, N., Cassano, F., Gopinath, A., Narasimhan, K., Yao, S., 2023. Reflexion: Language agents with verbal reinforcement learning, in: *Advances in Neural Information Processing Systems (NeurIPS)*, pp. 8634–8652.
- Singh, A., Ehtesham, A., Kumar, S., Khoei, T.T., Vasilakos, A.V., 2025. Agentic retrieval-augmented generation: A survey on agentic RAG. *arXiv preprint arXiv:2501.09136*.
- Sumers, T.R., Yao, S., Narasimhan, K., Griffiths, T.L., 2024. Cognitive architectures for language agents. *Transactions on Machine Learning Research*.
- Wang, L., Ma, C., Feng, X., Zhang, Z., Yang, H., Zhang, J., Chen, Z., Tang, J., Chen, X., Lin, Y., Zhao, W.X., Wei, Z., Wen, J.R., 2024. A survey on large language model based autonomous agents. *Frontiers of Computer Science* 18, 186345.
- Wei, J., Wang, X., Schuurmans, D., Bosma, M., Ichter, B., Xia, F., Chi, E., Le, Q., Zhou, D., 2022. Chain-of-thought prompting elicits reasoning in large language models, in: *Advances in Neural Information Processing Systems (NeurIPS)*, pp. 24824–24837.
- Wu, S., Irsoy, O., Lu, S., Daber, V., Dredze, M., Gehrmann, S., Kambadur, P., Rosenberg, D., Mann, G., 2023. BloombergGPT: A large language model for finance. *arXiv preprint arXiv:2303.17564*.
- Xi, Z., Chen, W., Guo, X., He, W., Ding, Y., Hong, B., Zhang, M., Wang, J., Jin, S., Zhou, E., et al., 2023. The rise and potential of large language model based agents: A survey. *arXiv preprint arXiv:2309.07864*.
- Xiao, S., Liu, Z., Zhang, P., Muennighoff, N., 2023. C-Pack: Packaged resources to advance general Chinese embedding. *arXiv preprint arXiv:2309.07597*.
- Xiao, Y., Sun, E., Luo, D., Wang, W., 2024. TradingAgents: Multi-agents LLM financial trading framework. *arXiv preprint arXiv:2412.20138*.
- Xie, Q., Han, W., Zhang, X., Lai, Y., Peng, M., Lopez-Lira, A., Huang, J., 2023. PIXIU: A large language model, instruction data and evaluation benchmark for finance, in: *Advances in Neural Information Processing Systems (NeurIPS): Datasets and Benchmarks Track*.
- Xie, Q., Han, W., Zhang, X., Lai, Y., Peng, M., Lopez-Lira, A., Huang, J., 2024. FinBen: A holistic financial benchmark for large language models. *arXiv preprint arXiv:2402.12659*.
- Xie, Z., Sun, Z., 2026. Mitigating hallucination on hallucination in RAG via ensemble voting. *arXiv preprint arXiv:2603.27253*.
- Xie, Z., Wang, C., Wang, Y., Cai, S., Wang, S., Jin, T., 2025. Chat-driven text generation and interaction for person retrieval, in: *Proceedings of the 2025 Conference on Empirical Methods in Natural Language Processing (EMNLP)*, pp. 5259–5270.
- Yan, S.Q., Gu, J.C., Zhu, Y., Ling, Z.H., 2024. Corrective retrieval augmented generation. *arXiv preprint arXiv:2401.15884*.
- Yang, Y., Uy, M.C.S., Huang, A., 2020. FinBERT: A pretrained language model for financial communications. *arXiv preprint arXiv:2006.08097*.
- Yao, S., Zhao, J., Yu, D., Du, N., Shafran, I., Narasimhan, K., Cao, Y., 2023. ReAct: Synergizing reasoning and acting in language models, in: *International Conference on Learning Representations (ICLR)*, pp. 1–25.
- Yin, P., Neubig, G., Yih, W.t., Riedel, S., 2020. TaBERT: Pretraining for joint understanding of textual and tabular data, in: *Proceedings of the 58th Annual Meeting of the Association for Computational Linguistics (ACL)*, pp. 8413–8426.
- Yu, Y., Li, H., Chen, Z., Jiang, Y., Li, Y., Zhang, D., Liu, R., Suchow, J.W., Khaldoun, K., 2024. FinMem: A performance-enhanced LLM trading agent with layered memory and character design, in: *AAAI Spring Symposium Series (SSS)*.
- Zhu, F., Lei, W., Huang, Y., Wang, C., Zhang, S., Lv, J., Feng, F., Chua, T.S., 2021. TAT-QA: A question answering benchmark on a hybrid of tabular and textual content in finance, in: *Proceedings of the 59th Annual Meeting of the Association for Computational Linguistics (ACL)*, pp. 3277–3287.

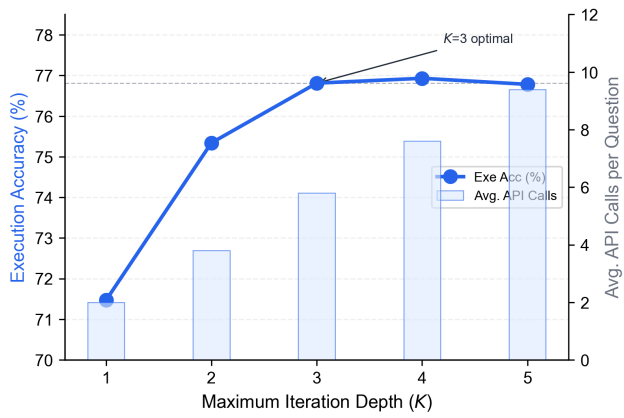


Figure 5: Effect of maximum iteration depth K on FinQA execution accuracy.

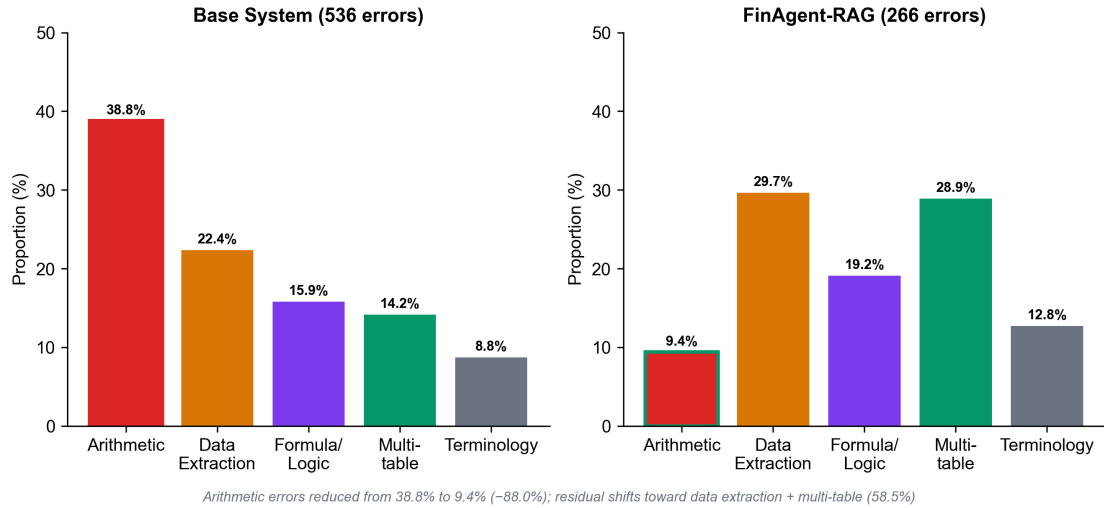


Figure 6: Error distribution before and after FinAgent-RAG on FinQA.

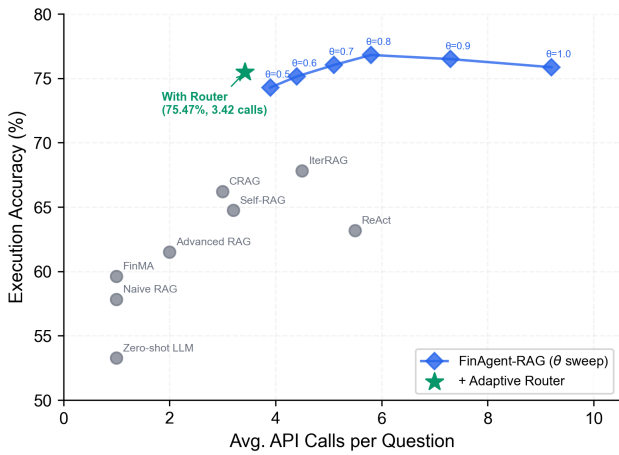


Figure 7: Accuracy vs. cost trade-off on FinQA.

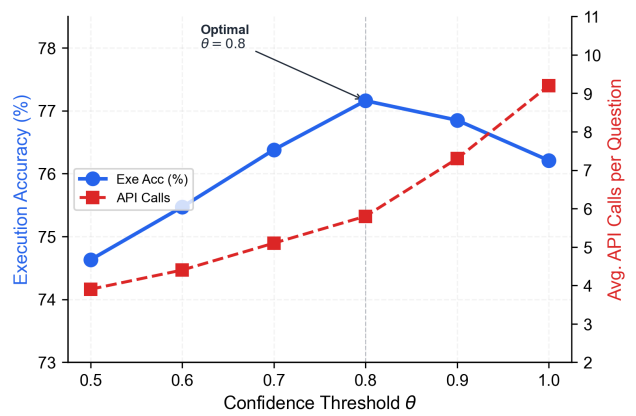


Figure 9: Effect of confidence threshold θ on execution accuracy and average API calls.

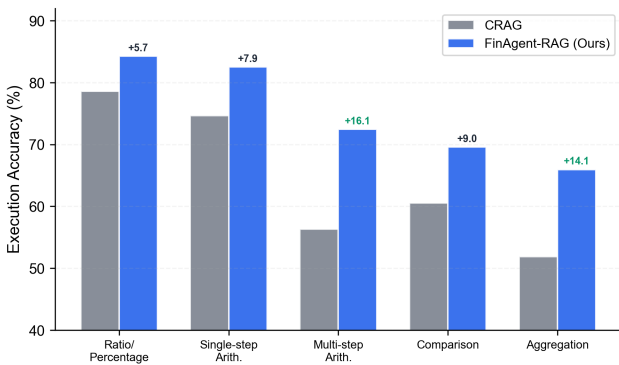


Figure 8: Per-question-type accuracy comparison between CRAG and FinAgent-RAG on FinQA.

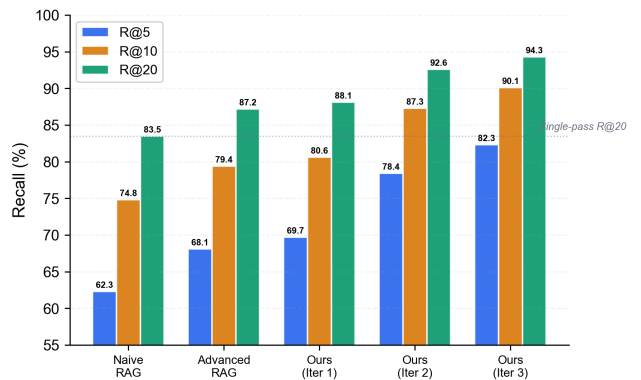


Figure 10: Retrieval quality (Recall@ k) comparison across methods and iterations.

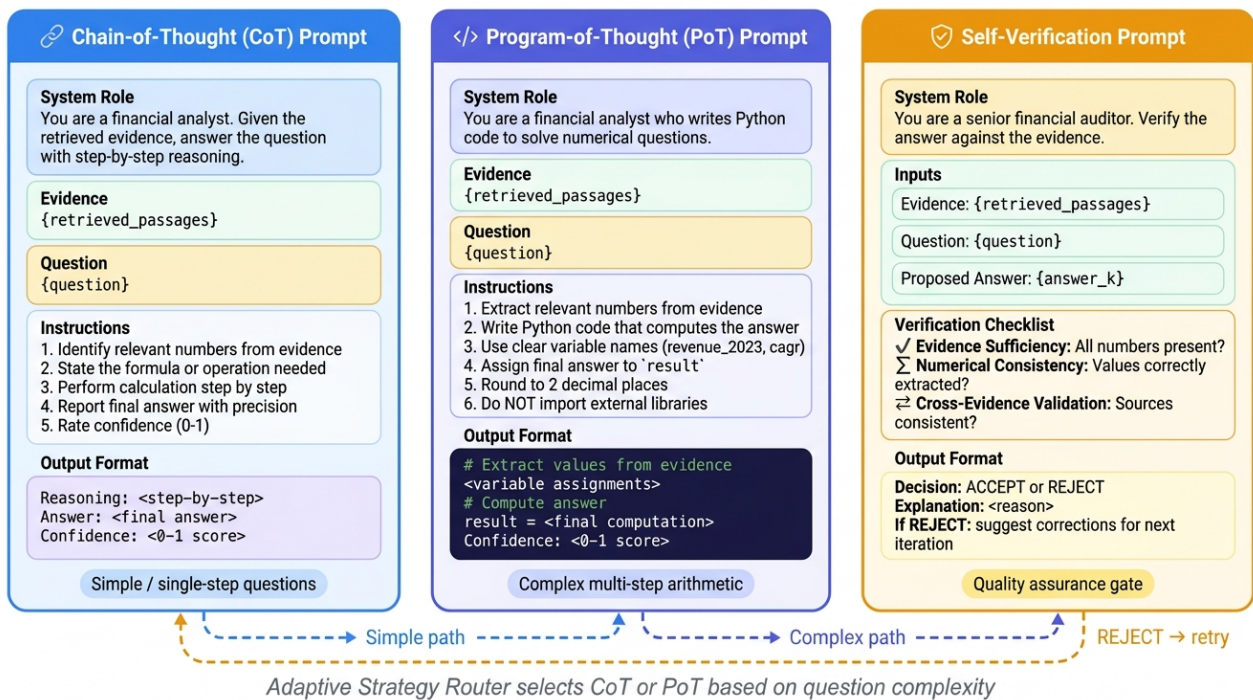


Figure 11: Structured prompt templates for FinAgent-RAG’s three reasoning modules: CoT (left), PoT (center), and Self-Verification (right).