

Reward-Decomposed Reinforcement Learning for Immersive Video Role-Playing

Miao Wang^{1,*} Yuling Shi^{2,*} Yijiang Li³ Yeheng Chen²
Xiaodong Gu² Bin Li⁴ Bo Gao⁵ Yaduan Ruan¹

¹Nanjing University

²Shanghai Jiao Tong University

³University of California, San Diego

⁴Shenzhen Institutes of Advanced Technology, Chinese Academy of Sciences

⁵School of Information Engineering, Beijing Institute of Graphic Communication

*Equal contribution. Correspondence: ruanyaduan@nju.edu.cn

Abstract

Text-based role-playing models can imitate character styles, yet they often fail to reflect a scene’s atmosphere and evolving tension—both essential for immersive applications such as Virtual Reality (VR) games and interactive narratives. We study video-grounded role-playing dialogue and introduce EBM-RL (Eye–Brain–Mouth Reinforcement Learning), a decoupled GRPO-based framework that explicitly separates observation (<perception>), reasoning (<think>), and utterance (<answer>). This structure promotes human-like sensory grounding by compelling the model to first attend to visual cues, then form internal interpretations, and finally generate context-appropriate dialogue. EBM-RL integrates four complementary rewards: (i) CLIP-based scene–text alignment to improve ambiance and emotion; (ii) a Perceptual–Cognitive reward that encourages <perception> and <think> processes that increase the likelihood of the reference response; (iii) answer accuracy to ensure faithfulness; and (iv) a dense format reward to enforce the desired structured output. Extensive experiments demonstrate that EBM-RL substantially outperforms text-only role-playing baselines and larger-scale vision-language models on our immersive role-playing benchmark, delivering simultaneous gains in visual-atmosphere consistency and character authenticity. Beyond the role-playing domain, EBM-RL also exhibits strong zero-shot generalization: without any additional fine-tuning, it consistently improves performance on out-of-domain VideoQA benchmarks. We additionally release an open-source dataset for video-grounded role-playing dialogue.

1 Introduction

The rapid advancement of large language models (LLMs) (Zhao et al., 2025; Chang et al., 2023) has spurred the rise of “anthropomorphic” agents in artificial intelligence (Park et al., 2023; Wang et al., 2024a; Gao et al., 2025). In recent years, role-playing language agents (RPAs) have also garnered significant attention (Chen et al., 2025a). By collecting dialogue corpora and character profiles from classic films and television works, datasets for role-playing tasks can be constructed (Li et al., 2023; Wang et al., 2025e). Based on this foundation, training large models enables them to generate responses that align with the target character’s personality and tone within a dialogue exchange.

Existing role-playing research primarily focuses on constructing higher-quality datasets and richer character profiles (Tu et al., 2024; Dai et al., 2025; Li et al., 2023). Another line of work improves persona consistency and generation quality via self-alignment, e.g., Ditto (Lu et al., 2024), or by designing role-playing-tailored CoT frameworks and incorporating reinforcement learning (Ji et al., 2025; Liu et al., 2025a). However, nearly all prior work remains limited to text-only data or settings that combine static images with textual dialogue. To date, there remains a lack of open-source, video-scenario-oriented role-playing datasets and models. This limitation renders current role-playing agents largely “blind”: regardless of context, they can only rely on history text dialogues to make judgments and respond, often adhering rigidly to the character’s established speaking style throughout interactions. Without the visual channel—a crucial human sensory pathway for perceiving environment and atmosphere—role-playing agents face significant limitations in immersive interaction capabilities.

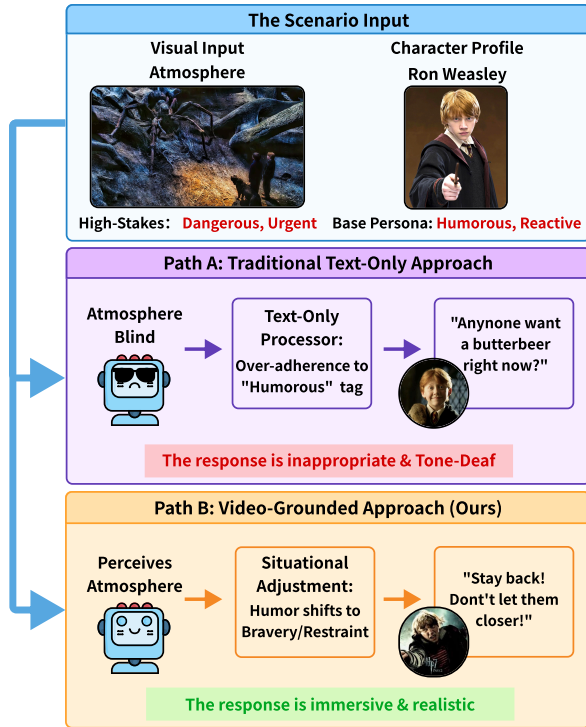


Figure 1: **From Static Persona to Situational Consistency.** Currently text-only role-playing models (Path A) are “atmosphere-blind,” rigidly adhering to humor despite the crisis. In contrast, our immersive video-grounded approach (Path B) perceives visual tension (e.g., giant spiders) and dynamically shifts behavior from humor to restraint, ensuring the character acts appropriately in high-stakes environments.

Although vision-language models (VLMs) have advanced rapidly in recent years (Maaz et al., 2024; Wang et al., 2025c; Bai et al., 2025a), achieving strong performance on tasks such as visual understanding, localization, and question answering, they often behave more like “objective narrators”. They lack distinct, consistent, and character-specific expressions of tone and personality. Moreover, existing multimodal models often couple “seeing” and “thinking” within a single step in their reasoning process. When models produce erroneous outputs, it becomes difficult to discern whether the issue stems from visual misperception or flawed reasoning. More critically, this coupling between visual and reasoning may exacerbate hallucinations driven by spurious reasoning, thereby compromising the reliability of generated responses.

To make role-playing agents more closely resemble real human behavior, we augment role-play agents with visual perception via vision-language models, enabling them to condition responses on the current scene and affect and thus produce more immersive, context-grounded in-character behav-

ior. Existing text-only role-play evaluations often treat strict adherence to a predefined persona as the primary criterion; for example, a “humorous” character that responds in a “serious and brave” manner may be labeled out-of-character. In contrast, human-like role-play should not rigidly enforce static personas, but rather support situation-appropriate reactions: a “humorous” character need not be humorous at every moment, and exhibiting “courage” in a crisis may be more faithful to realistic behavior, we illustrate this contrast in Figure 1. To achieve this, we incorporate visual information to help the agent perceive the current scene and atmosphere, thereby generating in-character responses that better fit the scene. This shift from static persona consistency to situational consistency has practical implications for high-fidelity NPC interaction in VR/immersive storytelling and experiential games, and more broadly suggests a potential direction toward general, reliable interactive agents in open-world environments.

We further decouple seeing and thinking to better mirror human cognition: the agent first uses its “eyes” to capture what is happening in front of it, then feeds the perceived visual evidence into a “mind” module for analysis, and finally conditions the response on the character’s persona and speaking style, producing an utterance that is both situation-aligned and in-character. To improve generation quality at each stage, we design stage-specific GRPO (Shao et al., 2024; Guo et al., 2025) rewards over the See-Think-Speak pipeline. Concretely, we enforce accuracy in the seeing stage by maximizing the CLIP (Radford et al., 2021) similarity between video frames and the description of <perception> part; we enhance the quality of seeing and thinking through a Perceptual-Cognitive Gain reward; and we improve the final speaking stage using a BERTScore-based (Zhang et al., 2019) reward to ensure semantic faithfulness and character consistency. The pipeline of EBM-RL is visualized in Figure 2

The key contributions of our work are as follows:

- We introduce the first open-source video-grounded role-playing dataset and model for immersive scene-based dialogue.
- We propose EBM-RL, a decoupled Eye-Brain-Mouth framework that separates seeing, thinking, and speaking, and improves each stage via a three-stage GRPO reward design.

- We present a set of reward components (CLIP scene-text alignment, Perceptual–Cognitive Gain, open-ended question answering accuracy, and format compliance) and validate their effectiveness in immersive, scene-based role-playing through extensive comparisons against both general vision-language models and advanced role-playing baselines.

2 Related Works

2.1 Role-Playing Language Agents

Role-playing language agents (RPAs) have attracted considerable attention due to their ability to emotionally engage users and enable personalized interactions (Chen et al., 2024; Xu et al., 2025). Early efforts focused on constructing datasets and evaluation benchmarks, ranging from the bilingual Harry Potter Dialogue corpus (Chen et al., 2023) to large-scale benchmarks such as LiSCU (Brahman et al., 2021), ToM-in-AMC (Yu et al., 2024), Character-LLM (Shao et al., 2023), RoleBench (Wang et al., 2024d), CoSER (Wang et al., 2025e) and OpenCharacter (Wang et al., 2025d), with evaluation methods evolving from surface-level metrics to psychological assessments of personality fidelity (Wang et al., 2024c; Tu et al., 2024). Beyond data, training strategies have been explored to enhance persona consistency, including contrastive learning (Ji et al., 2025) and cognitive-inspired reasoning with reinforcement learning (Liu et al., 2025a). However, nearly all prior work remains limited to text-only settings. Video2Roleplay (Zhang et al., 2025c) recently introduced video modality into RPAs, but it primarily focuses on first-person lifestyle vlogs and relies on fully automatic synthetic dialogue generation. In contrast, our work targets video-grounded role-playing in cinematic narrative contexts. By constructing our dataset based on original movie dialogues, we ensure that the model captures authentic colloquialisms and dramatic nuances often lost in purely synthetic data.

2.2 Video Large Language Models

Recent advances in vision-language models have enabled conversational understanding of video content (Tang et al., 2024). Early Video LLMs such as VideoChat (Li et al., 2024), Video-ChatGPT (Maaz et al., 2024), and Video-LLaMA (Zhang et al., 2023) established foundational architectures (Zohar et al., 2025) by connecting visual encoders with

LLMs via learnable interfaces. Subsequent work improved spatial-temporal modeling through better connectors (Cheng et al., 2024; Zhang et al., 2025a; Chen et al., 2025b) and enabled long video comprehension via dynamic resolution (Wang et al., 2024b; Bai et al., 2025b) or context transfer (Zhang et al., 2024). Recent efforts have also explored fine-grained temporal grounding (Munasinghe et al., 2025; Wang et al., 2025a). While these models excel at objective video understanding and question answering, they typically behave as neutral narrators, lacking character-specific tone and personality. Our work bridges this gap by combining video understanding with role-playing capabilities.

2.3 Reinforcement Learning for LLMs

Reinforcement learning has emerged as a powerful paradigm for improving LLM capabilities beyond supervised fine-tuning (Ouyang et al., 2022; Rafailov et al., 2023). Group Relative Policy Optimization (GRPO) (Shao et al., 2024), which foregoes the critic model and estimates baselines from group scores, has become popular for its efficiency. DeepSeek-R1 (Guo et al., 2025) demonstrated that reasoning abilities can emerge through pure RL without human-annotated demonstrations. Subsequent work has improved GRPO’s scalability (Yu et al., 2025) and exploration efficiency (Liu et al., 2025b).

In the video domain, recent work has explored GRPO-based reinforcement fine-tuning for video MLLMs (Li et al., 2025; Feng et al., 2025; Zhang et al., 2025b; Wang et al., 2025b; Cheng et al., 2025), using IoU-based or temporal contrastive rewards for spatio-temporal perception and reasoning tasks. However, existing reward designs focus on verifiable tasks (e.g., grounding, tracking) with deterministic answers, while reward modeling for open-ended generation and vision-text alignment remains underexplored. Our work addresses this gap by proposing a CLIP-based scene-text alignment reward alongside perceptual–cognitive gain rewards, specifically designed for immersive video-grounded role-playing.

3 Task and Dataset

3.1 Task Definition

To enable immersive role-playing dialogue generation grounded in video scenes, this section formally defines the task inputs and output format, and optimization objective.

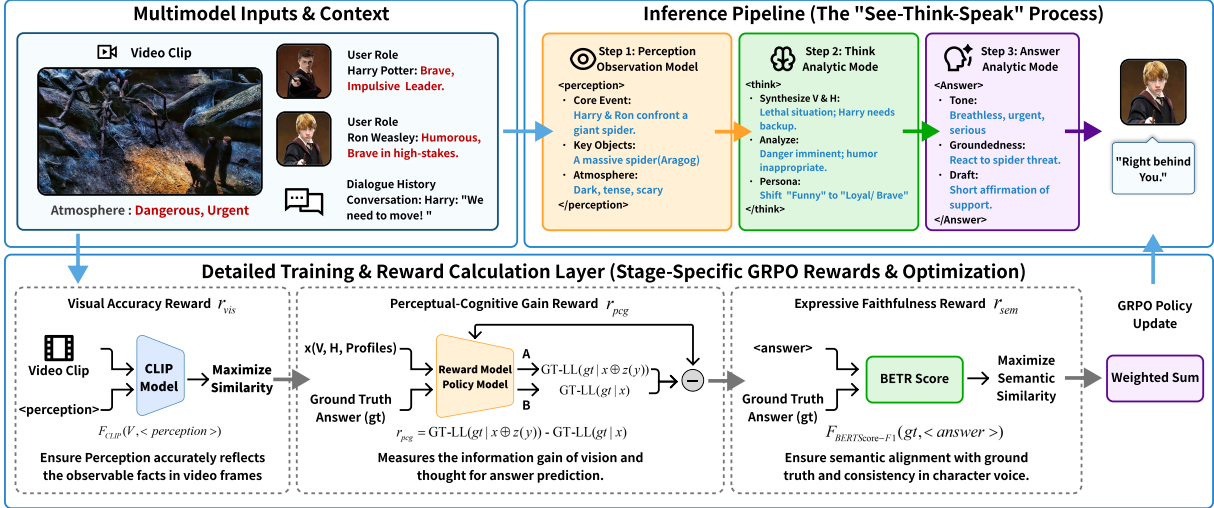


Figure 2: The Detailed Training Pipeline of the EBM-RL Framework with Stage-Specific GRPO Rewards. This diagram illustrates how each stage of the decoupled “See-Think-Speak” process is optimized via specific reward mechanisms to ensure visual accuracy, cognitive utility, and expressive faithfulness. F_{CLIP} and $F_{BERTScore-F1}$ denote the series of functions calculating the CLIP-based Scene-Text Alignment Reward (Section 4.2) and the open-ended semantic reward (Appendix I), respectively.

3.1.1 Inputs

Three types of inputs are provided: (1) a video clip V ; (2) two speakers’ character profiles, denoted as the user profile P_u and the assistant profile P_a ; (3) a dialogue history H , whose content is related to the events, topic, and atmosphere presented in the video clip V , and unfolds under this context.

3.1.2 Output

The model is required to role-play as the assistant character and predict the next utterance y that the character would likely say in the current situation. To accommodate our three-stage GRPO training paradigm, the model output must strictly follow the structured format below:

```
<perception>...</perception><think>..
  ↪...</think><answer>...</answer>
```

And these three stages serve different functions:

<perception> (Observation Mode). Within tags `<perception>` and `</perception>`, the model strictly details observable facts from V , excluding any inference or speculation. This part should cover three key types of information: (i) Core event (actions and expressions): objectively describe key actions occurring in the scene and visible changes in characters’ expressions/postures; (ii) Key objects: Items that may drive subsequent plot and dialogue; (iii) Overall atmosphere and emotional pressure: summarize the scene’s tension level (safe vs. dangerous), emotional tone, lighting, and overall vibe, which will directly constrain the emotional tone of the subsequent dialogue.

<think> (Analytic Mode). Within tags `<think>` and `</think>`, the model should analyze by combining the visual cues from the `<perception>` part with the dialogue history H : It first extracts visually observable facts about the current event state and character emotion category, then combine them with the dialogue history H to better understand the current dialogue topic, the emotional and psychological dynamics between characters, and the overall rhythm and atmosphere of the conversational scene. Finally, after determining the topic and context, incorporate the character profiles P_u and P_a to understand the role relationship between the two characters, then adopt the assistant character’s perspective to draft possible directions for the assistant’s next reply.

<answer> (Scene-Consistent In-Character Utterance). Within tags `<answer>` and `</answer>`, the model generates the final response, which must simultaneously satisfy: (i) **Character consistency**: it should match the assistant character’s personality, tone, values, and speaking habits; (ii) **Scene-grounded constraint**: the reply must be constrained by the atmosphere, characters’ emotional pressure, and event situation presented in the video V , i.e., it should sound like something said by a person physically present in the scene, rather than a generic line detached from the context.

3.1.3 Task Objective

Our objective extends beyond static persona mimicry to achieve situational consistency. Visual

input provides direct evidence of atmosphere, risk, micro-expressions, and body language, serving as a critical constraint on response patterns that text alone cannot provide. The task implementation pipeline is shown in Figure 2.

Why Vision Matters. Visual perception provides critical atmospheric constraints and resolves text-visual dissonance. First, as illustrated in Figure 1, visual cues dictate situational appropriateness; e.g., a humorous character must exhibit restraint rather than joking in high-stakes environments, a constraint we explicitly enforce (see Appendix A). Second, vision decodes subtext where text misleads. For instance, in *The Lord of the Rings*, Gimli verbally boasts while entering the Paths of the Dead: “Well, this is a thing unheard-of: An Elf will go underground when a Dwarf dares not? Good, very good,” yet visually displays sheer terror. While a text-only model might incorrectly infer flat invincibility like—“My axe fears no shadows!”, visual grounding reveals the nuance of “acting despite fear,” enabling a 3D portrayal of true courage rather than a flat caricature.

3.2 Dataset Construction

Our dataset primarily originates from the *Harry Potter* and *Lord of the Rings* film series. To ensure both colloquial realism and interaction diversity, we employ two complementary pipelines: the Script-grounded pipeline and its LLM-augmented extension. The character profiles are compiled from public sources (details in Appendix B.2).

3.2.1 Sample Generation from Original Movie Dialogues (Script-grounded)

(a) Dialogue Session Construction and Sample Extraction. We extract original-script samples strictly aligned to the movie timeline. First, we utilize the open-source automatic speech recognition and character identification toolkit *simple-subtitling* (Huh, 2025) to obtain the text content, start time, end time, and speaker identity for each line of dialogue, followed by strict manual verification to obtain accurate raw utterances and line-level speaker labels. We then construct alternating dialogue sessions Diag_{raw} for 17 main and 111 minor characters (full list in Appendix B.1) under strict temporal continuity constraints (mathematical details in Appendix C). Using a sliding-window strategy in MMRole (Dai et al., 2025), these sessions are split into multiple turn-level training samples.

(b) Leakage Prevention. For these samples,

we strictly segment the input video to cover only the dialogue history duration, ensuring no frames overlap with the target response timestamp (Details are provided in Appendix D).

Finally, we release the full dataset construction scripts; given an .srt subtitle file that provides utterance-level timestamps and speaker-attributed transcripts (i.e., tuples of *start time*, *end time*, *speaker*, and *text*), users can reproduce the pipeline to build their own video-grounded dialogue datasets.

3.2.2 LLM-Augmented Dialogue Expansion Based on Script-grounded Samples

While script-grounded samples capture authentic colloquialisms, they are limited in volume and diversity. To address this, we leverage an LLM-based pipeline (using Gemini 3 Pro) to generate diverse interactions grounded in the same visual events as in Section 3.2.1.

(a) Generation Pipeline & Diversity. For each clip, we feed a structured visual description, the corresponding raw dialogue Diag_{raw} as a topical reference and character profiles into the LLM to synthesize new dialogues. To prevent redundancy with the canonical script, we select one of the original interlocutors as the assistant role and randomly re-sample the user role (including a special *user fan* role, detailed in Section E).

(b) The “Off-Screen Witness” Assumption for Open-Ended RP. Crucially, to transcend the limitations of closed-domain reenactment, we enforce an *Off-Screen Witness Assumption*: participants are physically present and perceive the event, even if off-camera. Unlike prior works that bind agents strictly to visible speakers, this paradigm enables Cross-Franchise Role-Playing (e.g., a *Harry Potter* character reacting to a *Lord of the Rings* battle scene). This setting aligns with open-world VR applications where NPCs must react to arbitrary, non-canonical user actions under specific atmospheric constraints, detailed in Section E.

(c) Subtitle removal to mitigate leakage. For LLM-generated dialogues, we cannot prevent leakage by truncating the video strictly before the target utterance in the same way as canonical-script samples. Therefore, we adopt an alternative leakage mitigation strategy: we directly crop out the subtitle region from the videos. For consistency, we apply the same subtitle cropping procedure to all video clips from Section 3.2.1 as well, further reducing leakage risks caused by subtitles or times-

tamp errors.

3.2.3 Dataset Split

Across the two pipelines (Section 3.2.1, Section 3.2.2), a single video clip may correspond to multiple dialogue metadata instances, which are further split into more samples via turn-level splitting. Since these samples share the same video scene and topic, we assign all samples derived from the same clip a unified *session id*. We then split train/test sets by *session id* to prevent contextual leakage across splits. In total, we construct approximately 32k samples. We report our dataset detailed statistics and video duration statistics in Appendix G.

4 Method

4.1 Overview and Notation

Given an input tuple $x = (V, P_u, P_a, H)$ consisting of a video clip V , user/assistant profiles (P_u, P_a) , and a dialogue history H , the policy π_θ generates a structured completion

$$\begin{aligned} y &= \langle \text{perception} \rangle y^v \langle / \text{perception} \rangle \langle \text{think} \rangle \\ &\hookrightarrow y^t \langle / \text{think} \rangle \langle \text{answer} \rangle y^a \langle / \text{answer} \rangle. \end{aligned} \quad (1)$$

where (y^v, y^t, y^a) correspond to the perception, analysis, and final utterance stages, respectively.

Tag extraction. For any completion y , we define extraction operators $\text{Ext}_v(y)$, $\text{Ext}_t(y)$, and $\text{Ext}_a(y)$ that return the text inside $\langle \text{perception} \rangle$, $\langle \text{think} \rangle$, and $\langle \text{answer} \rangle$, respectively. If a required segment is missing or empty, the corresponding extractor returns the empty string \emptyset . For notational simplicity, we denote $y^v = \text{Ext}_v(y)$, $y^t = \text{Ext}_t(y)$, and $y^a = \text{Ext}_a(y)$.

For each input x , GRPO samples a group of G completions $\{y_g\}_{g=1}^G \sim \pi_\theta(\cdot | x)$. Let y^* denote the reference structured output for x , and $a^* = \text{Ext}_a(y^*)$ be its ground-truth answer segment. Each completion y_g is evaluated by a 4D reward vector

$$\mathbf{r}_g = [r_{\text{sem}}(y_g^a, a^*), r_{\text{fmt}}(y_g), r_{\text{vis}}(V, y_g^v), r_{\text{pcg}}(x, y_g^v, y_g^t)]. \quad (2)$$

Empty-segment convention. Any reward that requires a segment (e.g., y_g^a , y_g^v , or (y_g^v, y_g^t)) is defined to be 0 whenever the required segment(s) equals \emptyset . This prevents malformed outputs from being mistakenly rewarded.

4.2 CLIP-based Scene–Text Alignment Reward

To encourage evidence-grounded descriptions in $\langle \text{perception} \rangle$, we define a CLIP-based alignment reward between the generated text y^v and the input video V . We uniformly sample N representative frames from V and precompute their normalized CLIP image embeddings:

$$v_j = \frac{f_{\text{img}}(f_j)}{\|f_{\text{img}}(f_j)\|_2} \in \mathbb{R}^d, \quad j = 1, \dots, N. \quad (3)$$

where $f_{\text{img}}(\cdot)$ is the CLIP image encoder. For the parsed vision text y^v , we compute a normalized CLIP text embedding:

$$u = \frac{f_{\text{text}}(y^v)}{\|f_{\text{text}}(y^v)\|_2} \in \mathbb{R}^d, \quad (4)$$

and define frame–text similarity as $s_j = v_j^\top u$, equivalently cosine similarity due to normalization.

We use two aggregation variants: **(i) CLIP-Max.** We take the maximum similarity over frames:

$$r_{\text{vis}}^{\text{max}}(V, y^v) = \max_{j \in \{1, \dots, N\}} v_j^\top u, \quad (5)$$

(ii) CLIP-SentTopK. We split y^v into M sentences $\{s_m\}_{m=1}^M$, embed each sentence as u_m , and form the similarity matrix $S \in \mathbb{R}^{N \times M}$ with $S_{j,m} = v_j^\top u_m$. For each sentence, we average the top- K frame similarities and then average over sentences:

$$\begin{aligned} r(s_m) &= \frac{1}{K} \sum_{j \in \text{TopK}(S_{:,m})} S_{j,m}, \\ r_{\text{vis}}^{\text{TopK}}(V, y^v) &= \frac{1}{M} \sum_{m=1}^M r(s_m). \end{aligned} \quad (6)$$

where $K = \max(1, \lfloor \alpha N \rfloor)$ and $\alpha \in (0, 1]$ is a hyperparameter. Details on frame sampling, sentence splitting, and α are provided in Appendix H.

4.3 Perceptual–Cognitive Gain (PCG) Reward

Beyond being well-formed, we want the intermediate perception–cognition blocks (y^v, y^t) to increase support for the ground-truth next utterance. Let $d^{gt} = (d_1, \dots, d_T)$ denote the ground-truth answer tokens. We use c to denote the conditioning context (i.e., the serialized prompt) given to a frozen reference policy π_{ref} when scoring d^{gt} . We

define the ground-truth log-likelihood under context c as

$$\text{GT-LL}(d^{gt} | c) = \frac{1}{T} \sum_{t=1}^T \log \pi_{\text{ref}}(d_t | d_{<t}, c). \quad (7)$$

We form an auxiliary block by concatenating the extracted intermediate segments:

$$z(y) = y^v \oplus y^t. \quad (8)$$

The PCG reward is defined as the likelihood gain:

$$r_{\text{pcg}}(x, y^v, y^t) = \text{GT-LL}(d^{gt} | x \oplus z(y)) - \text{GT-LL}(d^{gt} | x). \quad (9)$$

4.4 Open-ended Semantic Reward

Role-play responses are inherently open-ended: multiple surface forms may be semantically correct. We therefore use BERTScore to measure semantic similarity between the predicted answer segment and the ground-truth answer segment. Let $\hat{a} = y^a$ and $a^* = \text{Ext}_a(y^*)$ be the extracted contents inside `<answer>`. We define

$$r_{\text{sem}}(\hat{a}, a^*) = \text{clip}_{[0,1]}(\text{BERTScore-F1}(\hat{a}, a^*)). \quad (10)$$

The token-level definition of BERTScore and encoder details are provided in Appendix I.

4.5 Dense Format Reward

To provide smoother supervision than a binary 0/1 constraint, we adopt a dense format reward $r_{\text{fmt}}(y)$. It combines (i) existence constraints for six tags (`<perception>`, `</perception>`, `<think>`, `</think>`, `<answer>`, `</answer>`), (ii) structural order consistency of the tag sequence, and (iii) boundary constraints (starting with `<perception>` and ending with `</answer>`). The resulting score can be negative, distinguishing partially-correct outputs from fully invalid ones. We defer the exact scoring function to Appendix J.

4.6 Reward Aggregation and Optimization Signal

Because reward components have different scales (e.g., r_{fmt} may be negative while $r_{\text{sem}} \in [0, 1]$), we do not sum raw rewards directly. Instead, for each input x we perform per-dimension Z-score normalization across the sampled group $\{y_g\}_{g=1}^G$. Let $r_{g,k}$ be the raw score of sample g on reward

dimension $k \in \{\text{sem}, \text{fmt}, \text{vis}, \text{pcg}\}$. We compute the group mean and standard deviation:

$$\mu_k = \frac{1}{G} \sum_{g=1}^G r_{g,k}, \quad \sigma_k = \sqrt{\frac{1}{G} \sum_{g=1}^G (r_{g,k} - \mu_k)^2}, \quad (11)$$

and obtain normalized rewards

$$\tilde{r}_{g,k} = \frac{r_{g,k} - \mu_k}{\sigma_k + \varepsilon}, \quad \varepsilon = 10^{-6}. \quad (12)$$

We then compute a scalar advantage (used as the total training signal) via a weighted sum:

$$A_g = \sum_k w_k \tilde{r}_{g,k}, \quad (13)$$

where the weight vector is set to $\mathbf{w} = [w_{\text{sem}}, w_{\text{fmt}}, w_{\text{vis}}, w_{\text{pcg}}] = [1.0, 1.0, 0.8, 0.8]$. For the reasoning, please refer to Section 5.4.2. This advantage is used in our GRPO (Shao et al., 2024) training with a KL regularizer; the full GRPO objective used in our implementation is provided in Appendix K.

5 Experiments

5.1 Experimental Setup

Dataset. We partitioned the data by session id to prevent potential data leakage caused by overlapping training/test sets for the same session topic. The specific partitioning is shown in Table 7. Additionally, to mitigate format collapse of the structured output during reinforcement learning phase, we additionally construct 2.3k high-quality CoT exemplars using Gemini 3 Pro and perform stage-1 SFT for nearly three epochs as a warm start. Details of CoT data construction are provided in the appendix L. We use Qwen2.5-VL-7B as the base model for training. During the reinforcement learning phase, we fine-tune the SFT-initialized model on our constructed training set for one epoch using 8 NVIDIA H800 GPUs.

Evaluation and Metrics. Since this work extends role-playing from text-only completion to video-based immersive dialogue generation, our evaluation criteria should evolve beyond simple textual consistency to explicitly measure visual grounding, situational pressure, and linguistic naturalness. Consequently, we have adapted and integrated existing role-playing evaluation paradigms (Wang et al., 2025e; Liu et al., 2025a) into three distinct metric categories, designed to assess the capabilities of the ‘See-Think-Speak’ pipeline, respectively: **(i) Visual Evidence Grounding (VEG)**, a

newly introduced evaluation metric in our paper. It evaluates an agent’s visual perception abilities—whether it accurately senses the current environment and whether hallucinations appear in its responses. **(ii) Situational Persona Compatibility (SPC)** builds upon traditional Character Fidelity (Wang et al., 2025e) by introducing constraints related to “environmental risk/stress states.” It assesses whether the model can maintain persona-consistent values and tone while responding appropriately to the current situation. **(iii) Conversational Naturalism (CN)** assesses whether the response sounds human and colloquial, avoiding templated “AI-sounding” phrasing. Since our goal is immersive dialogue rather than storyline continuation, we exclude plot metrics. Instead, we use (i) and (ii) to verify scene constraints and character consistency. All evaluation prompts are listed in the appendix M.

We adopt GPT-5-mini as the LLM judge for automatic evaluation. To reduce potential brand/scale bias, we anonymize model identities during judging (e.g., Model A/B/...) and only remap scores to the actual models after scoring.

Baselines. We compare our method against two complementary categories of strong baselines to evaluate both multimodal understanding and role-playing capabilities. (i) General Visual-Language Models (VLMs). We select InternVL3-8B, 14B, 38B (Wang et al., 2025c) and Qwen2.5-VL-7B, 32B (Bai et al., 2025b) to represent state-of-the-art visual perception. These baselines evaluate the capability to accurately perceive character emotions, scene atmosphere, and dialogue-driving visual cues in immersive contexts. (ii) Strong Text-Only Role-Playing Models. To benchmark persona consistency and style, we include RoleMRC-dpo (Lu et al., 2025), Crab (He et al., 2025), and Haruhi (Li and The Haruhi Team, 2024). These systems allow us to verify if agents can maintain character fidelity under video-based situational constraints, and to assess whether our approach effectively achieves situational consistency, enabling characters to dynamically modulate their behavior in alignment with the scene’s atmosphere and visual stakes. We also compared our model with the QWEN2.5-VL-7B-SFT model that trained on the COT data we constructed.

5.2 Main Results

The metrics effectively probe the “See-Think-Speak” pipeline. Text-only role-play baselines un-

Table 1: Evaluation results on three role-play dimensions. VEG: Visual Evidence Grounding; SPC: Situational Persona Compatibility; CN: Conversational Naturalism. Performance comparison with baselines of comparable scale. The best and second-best results are highlighted in **bold** and underlined, respectively.

Model	VEG \uparrow	SPC \uparrow	CN \uparrow	Avg. \uparrow
InternVL3-38B	74.95	70.82	74.43	73.4
Qwen2.5-VL-32B	74.61	71.01	73.32	72.98
InternVL3-14B	73.87	67.75	72.78	71.47
InternVL3-8B	71.85	65.53	72.76	70.05
Qwen2.5-VL-7B	70.75	65.05	71.71	69.17
RoleMRC	70.51	66.77	73.14	70.14
Crab	67.86	66.87	75.23	69.99
Haruhi	67.09	62.09	72.38	67.19
Qwen2.5-VL-7B-SFT	70.82	66.46	72.08	69.79
Char-EBM-CLIP-TopK	<u>73.47</u>	<u>69.94</u>	<u>73.69</u>	<u>72.37</u>
Char-EBM-CLIP-Max	74.25	70.37	74.78	73.13

derperform on metric VEG, as their lack of visual perception forces reliance on conservative dialogue history inference rather than direct observation. Notably, Char-EBM-CLIP-Max achieves VEG parity with the significantly larger Qwen2.5-VL-32B. This demonstrates that our RL vision reward successfully enables the model to accurately perceive the conversational atmosphere and characters’ emotional psychology. Furthermore, the superiority of CLIP-Max over CLIP-SentTopK vision reward aggregation suggests that immersive dialogue is driven by discrete, high-magnitude visual triggers (e.g., sudden emotional shifts). While the Sent-TopK method may be more suitable for dense tasks like video captioning, it tends to dilute the sharp, critical signals in dialogue scenes through averaging.

The most significant improvement stems from the SPC (Situational Persona Compatibility) metric, where Char-EBM-Max achieves 70.37 (+5.32 over Qwen2.5-VL-7B). This metric serves as a proxy for the “thinking” stage, measuring the model’s ability to synthesize extracted visual cues with persona traits to formulate contextually appropriate responses. Outperforming both the VLM baseline and specialized role-playing models, our approach demonstrates it can maintain character fidelity (personality, tone, values) while dynamically modulating responses to situational stakes. Conversely, we observe that the visual perception limitations of the EBM-CLIP-TopK method propagate to this downstream reasoning stage, creating a bottleneck for information processing.

The CN metric assesses conversational naturalism. Derived from movie scripts, our data inher-

Table 2: **Pairwise comparison results on VEG, SPC, and CN between our EBM model and baseline role-play / VLM systems.** We report Win / Loss / Tie rates, Net Win Rate, Decisive Win Rate, and two-sided exact binomial-test p-values. Decisive Win Rate excludes ties. The p-value is computed under the null hypothesis $P(\text{Win}) = 0.5$ on non-tie comparisons.

Metric	Opponent	Win / Loss / Tie (%)	Net Win Rate (%)	Decisive Win Rate (%)	p-value
VEG	Internv138b	40.8 / 40.6 / 18.6	+0.2	50.1	1.0000
	Qwen32b	45.6 / 36.6 / 17.8	+9.0	55.5	0.0299
	Internv114b	46.0 / 33.4 / 20.6	+12.6	57.9	0.0018
	intervl8b	53.2 / 31.0 / 15.8	+22.2	63.2	7.00×10^{-8}
	qwen2.5-vl-7b	51.4 / 26.8 / 21.8	+24.6	65.7	4.96×10^{-10}
	RoleMRC	53.2 / 29.2 / 17.6	+24.0	64.6	3.56×10^{-9}
	crab	53.0 / 28.2 / 18.8	+24.8	65.3	7.68×10^{-10}
	haruhi	65.0 / 18.4 / 16.6	+46.6	77.9	1.42×10^{-31}
qwen2.5-vl-7b-sft	53.6 / 34.2 / 12.2	+19.4	61.0	4.23×10^{-6}	
SPC	Internv138b	33.0 / 48.0 / 19.0	-15.0	40.7	2.27×10^{-4}
	Qwen32b	35.2 / 40.6 / 24.2	-5.4	46.4	0.1816
	Internv114b	44.8 / 36.2 / 19.0	+8.6	55.3	0.0368
	intervl8b	47.0 / 32.4 / 20.6	+14.6	59.2	2.91×10^{-4}
	qwen2.5-vl-7b	51.6 / 27.4 / 21.0	+24.2	65.3	1.17×10^{-9}
	RoleMRC	46.0 / 32.2 / 21.8	+13.8	58.8	5.67×10^{-4}
	crab	53.4 / 29.2 / 17.4	+24.2	64.6	2.74×10^{-9}
	haruhi	66.0 / 17.8 / 16.2	+48.2	78.8	1.22×10^{-33}
qwen2.5-vl-7b-sft	48.4 / 32.0 / 19.6	+16.4	60.2	5.06×10^{-5}	
CN	Internv138b	40.2 / 42.4 / 17.4	-2.2	48.7	0.6227
	Qwen32b	47.0 / 44.0 / 9.0	+3.0	51.6	0.5117
	Internv114b	48.0 / 31.6 / 20.4	+16.4	60.3	4.63×10^{-5}
	intervl8b	53.4 / 29.2 / 17.4	+24.2	64.6	2.74×10^{-9}
	qwen2.5-vl-7b	55.8 / 29.8 / 14.4	+26.0	65.2	3.32×10^{-10}
	RoleMRC	54.4 / 28.4 / 17.2	+26.0	65.7	1.64×10^{-10}
	crab	41.2 / 40.0 / 18.8	+1.2	50.7	0.8041
	haruhi	65.0 / 20.8 / 14.2	+44.2	75.8	1.47×10^{-27}
qwen2.5-vl-7b-sft	50.2 / 31.8 / 18.0	+18.4	61.2	6.42×10^{-6}	

Table 3: **Human-assisted validation of LLM-as-a-Judge scores.** We compare human scores and LLM-as-a-Judge scores on VEG, SPC, and CN. For each metric, the four scores correspond to EBM, Qwen-VL-SFT, the VLM with the highest LLM-judge score, and the role-play model with the highest LLM-judge score, respectively. The consistently high Pearson correlations indicate strong agreement between human evaluation and the automatic judge.

Metric	Human Score	LLM-as-a-Judge Score	Pearson Correlation
VEG	83.3 / 68.9 / 85.2 / 54	74.25 / 70.82 / 74.95 / 70.51	92.78%
SPC	82.1 / 60.3 / 83.8 / 49.2	70.37 / 66.46 / 71.01 / 66.87	93.95%
CN	85.3 / 79.1 / 82.03 / 88.3	74.78 / 72.08 / 74.43 / 75.23	89.43%

ently promotes the conciseness and fluidity typical of authentic human dialogue. However, our model slightly lags behind the text-only role-play model Crab in this metric, for Crab’s significantly larger training dataset (41k samples) compared to our dataset size.

5.3 Robustness and Validation

To further address score compression and judge bias in pointwise LLM-as-a-Judge evaluation, we conduct two complementary analyses. First, we introduce a preference-based pairwise comparison protocol, where the judge only selects Win/Loss/Tie without assigning numeric scores.

We also perform position swapping and report Win/Loss/Tie rates, Net Win Rate, Decisive Win Rate, and two-sided exact binomial-test p-values (see Table 2). Second, we conduct a human-assisted validation, where human scores are compared with the LLM-as-a-Judge scores on VEG, SPC, and CN (see Table 3). The high Pearson correlations across the three dimensions indicate that the automatic scores are broadly consistent with human judgments.

5.4 Ablation Study

5.4.1 Effectiveness of Reward Modules.

To assess the individual contributions of the Scene-Text Alignment (r_{vis}) and Perceptual-Cognitive Gain (r_{pcg}) rewards, we conduct ablation studies as detailed in the first three rows of Table 4 first three lines. For all variants, the output format remains three-stage format. Removing either component degrades performance across all metrics (VEG, SPC, CN), validating the effectiveness of our proposed reward pipeline. Notably, removing r_{pcg} causes a sharper performance drop than removing r_{vis} . This suggests that while models can generally perceive the overall atmosphere in dialogue scenes, the “thinking” stage offers greater room for optimization than the “seeing” stage.

(i) Removal of Scene-Text Alignment Reward r_{vis} : This primarily impairs VEG, as the model occasionally fails to correctly identify character emotions or the overall atmosphere of the scene. This perceptual failure propagates to the reasoning stage, subsequently lowering SPC, while CN remains relatively stable as it is governed by the semantic reward in the response phase. (ii) Removal of Perceptual-Cognitive Gain Reward r_{pcg} : This results in a more significant performance drop compared to removing r_{vis} . Even if the perception stage may maintain high precision due to the r_{vis} module, a quality gap in the thinking stage prevents the correct environmental context from being effectively transmitted to the final speaking stage. This disconnect prevents the effective utilization of visual context, harming both SPC and VEG. Furthermore, weakened cognitive ability results in a poor understanding of the task, which ultimately leads to a decline in CN metric.

5.4.2 Reward Weight Sensitivity Analysis

We further investigate the impact of the weighting vector $w = [w_{\text{fmt}}, w_{\text{sem}}, w_{\text{vis}}, w_{\text{pcg}}]$, representing the weights assigned to the format, response semantics, scene-text alignment, and PCG rewards, respectively. The comparative results are presented in the first row and the last two rows of Table 4. (i) Increasing w_{vis} and w_{pcg} : When both w_{vis} and w_{pcg} are increased from 0.8 to 1.0, their relative contribution to the total reward increases. Due to the higher optimization ceiling of the PCG module as we discussed in Section 5.4.1, its reward dominates the total training signal, enhancing the model’s thinking capacity (higher SPC). However,

this dominance slightly suppresses the influence of the semantic and scene-text rewards, leading to marginal decreases in CN and VEG. (ii) Increasing w_{acc} : Adjusting the weights from $[1, 1, 1, 1]$ to $[1, 1.2, 1, 1]$ makes the semantic reward the most influential component. This shift negatively impacts both the perceptual and cognitive stages, ultimately causing a decline across all metrics in the “See-Think-Speak” chain (VEG, SPC, and CN).

Table 4: Ablation Study: Scene-Text Alignment Reward and Perceptual-Cognitive Gain Reward/Training rewards weights assignment. w denotes the weights assigned to r_{fmt} , r_{sem} , r_{vis} , and r_{pcg} , respectively.

Model	VEG↑	SPC↑	CN↑	Avg.↑
Char-EBM-CLIP-Max ($w: 1.0, 1.0, 0.8, 0.8$)	74.25	70.37	74.78	73.13
Char-EBM-NO-CLIP ($w: 1.0, 1.0, 0.8, 0.8$)	73.03	69.71	74.57	72.44
Char-EBM-NO-PCG ($w: 1.0, 1.0, 0.8, 0.8$)	70.92	66.53	72.24	69.9
Char-EBM-CLIP-MAX ($w: 1.0, 1.0, 1.0, 1.0$)	74.1	70.54	74.69	73.11
Char-EBM-CLIP-MAX ($w: 1.0, 1.2, 1.0, 1.0$)	71.39	67.29	72.11	70.26

5.5 Out-of-Domain Generalization

To examine whether the learned benefits are confined to the role-playing domain, we further evaluate the role-play-trained EBM model under fully out-of-domain zero-shot settings. Specifically, we directly test the model on three VideoQA benchmarks without any extra fine-tuning: NExT-QA (Xiao et al., 2021) for real-world daily activities, PororoQA (Kim et al., 2017) for animated narratives, and ActivityNet-QA (Yu et al., 2019) for open-web long videos. As shown in Table 5, EBM consistently improves over Qwen2.5-7B-VL-Instruct (CoT) across all six NExT-QA subcategories, improving the average score from 74.96 to 76.89. The same trend also holds on PororoQA, where performance increases from 48.85% to 51.45%, and on the ActivityNet-QA yes/no subset, where performance increases from 77.40% to 79.90%. These results suggest that the benefits of the See-Think-Speak decomposition are not merely tied to memorized role-play patterns or movie-specific text priors, but transfer to general video understanding scenarios under substantial distribution shifts.

Table 5: Zero-shot OOD VideoQA results. Qwen-7B-VL-CoT denotes Qwen2.5-7B-VL-Instruct with CoT prompting; Avg. is the NExT-QA average; 2k denotes 2000 samples; Y/N denotes yes/no.

Dataset	Subset	Qwen-7B VL-CoT	EBM-Max	Δ
NExT-QA	CH	70.59	72.63	+2.04
NExT-QA	CW	73.84	75.22	+1.38
NExT-QA	TC	70.73	73.13	+2.40
NExT-QA	TN	62.04	64.55	+2.51
NExT-QA	DL	90.06	91.30	+1.24
NExT-QA	DO	82.50	84.50	+2.00
NExT-QA	Avg.	74.96	76.89	+1.93
PororoQA	2k	48.85	51.45	+2.60
ActivityNet-QA	Y/N	77.40	79.90	+2.50

6 Conclusion

We propose EBM-RL, a decoupled reinforcement learning framework designed to address the lack of “situational consistency” in video role-playing. Mimicking the human “See-Think-Speak” process, we explicitly partition the model’s output into observation (<perception>), reasoning (<think>), and utterance (<answer>). Within a three-stage GRPO paradigm, we introduce CLIP-based alignment and Perceptual–Cognitive Gain rewards to compel the model to dynamically modulate character behavior according to visual stakes. Experimental results demonstrate that EBM-RL significantly outperforms both general vision-language models and text-only baselines in visual grounding and authenticity, offering a novel technical path for immersive NPCs.

Acknowledgments

This work was supported by the Shenzhen Medical Research Fund (No. D2404001), and in part by the National Natural Science Foundation of China (No. 62472277), the Shanghai East Talents Program (2023-177), the Key Research and Development Program of Guangdong Province (No. 2025B1111020001), the Shenzhen Municipal STIB Key Programs (No. CJGJZD20230724093303007 and KJZD20240903101259001), the National Key Laboratory of the CAS on Medical Imaging Science and Technology System, the Xisike Clinical Oncology Research Foundation (Y-2024AZ(NSCLC)MS-0156), and the SIAT-WUXI Joint Innov-Group for AGI-MET.

References

- Shuai Bai, Yuxuan Cai, Ruizhe Chen, Keqin Chen, Xiong-Hui Chen, Zesen Cheng, Lianghao Deng, Wei Ding, Rongyao Fang, Chang Gao, Chunjiang Ge, Wenbin Ge, Zhifang Guo, Qidong Huang, Jie Huang, Fei Huang, Binyuan Hui, Shutong Jiang, Zhaohai Li, and 46 others. 2025a. Qwen3-vl technical report. *ArXiv*, abs/2511.21631.
- Shuai Bai, Keqin Chen, Xuejing Liu, Jialin Wang, Wenbin Ge, Sicong Leng, Lixin Gu, Shuangyan Luo, Gaofeng Meng, and 1 others. 2025b. Qwen2.5-VL technical report. *ArXiv*, abs/2502.13923.
- Faeze Brahma, Meng Huang, Oyvind Tafjord, Chao Zhao, Mrinmaya Sachan, and Snigdha Chaturvedi. 2021. “let your characters tell their story”: A dataset for character-centric narrative understanding. *Preprint*, arXiv:2109.05438.
- Yupeng Chang, Xu Wang, Jindong Wang, Yuan Wu, Linyi Yang, Kaijie Zhu, Hao Chen, Xiaoyuan Yi, Cunxiang Wang, Yidong Wang, Wei Ye, Yue Zhang, Yi Chang, Philip S. Yu, Qiang Yang, and Xing Xie. 2023. A survey on evaluation of large language models. *Preprint*, arXiv:2307.03109.
- Nuo Chen, Yan Wang, Yang Deng, and Jia Li. 2024. The oscars of AI theater: A survey on role-playing with language models. *ArXiv*, abs/2407.11484.
- Nuo Chen, Yan Wang, Yang Deng, and Jia Li. 2025a. The oscars of ai theater: A survey on role-playing with language models. *Preprint*, arXiv:2407.11484.
- Nuo Chen, Yan Wang, Haiyun Jiang, Deng Cai, Yuhan Li, Ziyang Chen, Longyue Wang, and Jia Li. 2023. Large language models meet Harry Potter: A dataset for aligning dialogue agents with characters. In *Findings of the Association for Computational Linguistics: EMNLP*.
- Xiaoyue Chen, Yuling Shi, Kaiyuan Li, Huandong Wang, Yong Li, Xiaodong Gu, Xinlei Chen, and Mingbao Lin. 2025b. Progressive supernet training for efficient visual autoregressive modeling. *ArXiv*, abs/2511.16546.
- Junhao Cheng, Liang Hou, Xin Tao, and Jing Liao. 2025. Video-as-answer: Predict and generate next video event with joint-grpo. *Preprint*, arXiv:2511.16669.
- Zesen Cheng, Sicong Leng, Hang Zhang, Yifei Xin, Xin Li, Guanzheng Chen, Yongxin Zhu, Wenqi Zhang, Ziyang Luo, Deli Zhao, and Lidong Bing. 2024. VideoLLaMA 2: Advancing spatial-temporal modeling and audio understanding in Video-LLMs. *ArXiv*, abs/2406.07476.
- Yanqi Dai, Huanran Hu, Lei Wang, Shengjie Jin, Xu Chen, and Zhiwu Lu. 2025. MMRole: A comprehensive framework for developing and evaluating multimodal role-playing agents. In *International Conference on Learning Representations*.

- Kaituo Feng, Kaixiong Gong, Bohao Li, Zonghao Guo, Yibing Wang, Tianshuo Peng, Benyou Wang, and Xiangyu Yue. 2025. Video-R1: Reinforcing video reasoning in MLLMs. *ArXiv*, abs/2503.21776.
- Chen Gao, Xiaochong Lan, Zhihong Lu, Jinzhu Mao, Jinghua Piao, Huandong Wang, Depeng Jin, and Yong Li. 2025. S³: Social-network simulation system with large language model-empowered agents. *Preprint*, arXiv:2307.14984.
- Daya Guo and 1 others. 2025. Deepseek-r1 incentivizes reasoning in llms through reinforcement learning. *Nature*, 645(8081):633–638.
- Kai He, Yucheng Huang, Wenqing Wang, Delong Ran, Dongming Sheng, Junxuan Huang, Qika Lin, Jiaxing Xu, Wenqiang Liu, and Mengling Feng. 2025. Crab: A novel configurable role-playing llm with assessing benchmark. In *Annual Meeting of the Association for Computational Linguistics*.
- Jaesung Huh. 2025. simple-subtitling: Character-aware audio-only subtitling. GitHub repository.
- Ke Ji, Yixin Lian, Linxu Li, Jingsheng Gao, Weiyuan Li, and Bin Dai. 2025. Enhancing persona consistency for LLMs’ role-playing using persona-aware contrastive learning. *ArXiv*, abs/2503.17662.
- Kyung-Min Kim, Min-Oh Heo, Seongho Choi, and Byoung-Tak Zhang. 2017. Deepstory: Video story qa by deep embedded memory networks. *ArXiv*, abs/1707.00836.
- Cheng Li, Ziang Leng, Chenxi Yan, Junyi Shen, Hao Wang, Weishi Mi, Yaying Fei, Xiaoyang Feng, Song Yan, HaoSheng Wang, Linkang Zhan, Yaokai Jia, Pingyu Wu, and Haozhen Sun. 2023. Chatharuhi: Reviving anime character in reality via large language model. *ArXiv*, abs/2308.09597.
- Cheng Li and The Haruhi Team. 2024. Haruhi-zero-7b-0.3. Hugging Face.
- KunChang Li, Yinan He, Yi Wang, Yizhuo Li, Wenhai Wang, Ping Luo, Yali Wang, Limin Wang, and Yu Qiao. 2024. VideoChat: Chat-centric video understanding. In *Science China Information Sciences*.
- Xinhao Li, Ziang Yan, Desen Meng, Lu Dong, Xiangyu Zeng, Yinan He, Yali Wang, Yu Qiao, Yi Wang, and Limin Wang. 2025. Videochat-r1: Enhancing spatio-temporal perception via reinforcement fine-tuning. *Preprint*, arXiv:2504.06958.
- Cheng Liu, Yifei Lu, Fanghua Ye, Jian Li, Xingyu Chen, Feiliang Ren, Zhaopeng Tu, and Xiaolong Li. 2025a. CogDual: Enhancing dual cognition of LLMs via reinforcement learning with implicit rule-based rewards. *ArXiv*, abs/2507.17147.
- Runze Liu, Jiakang Wang, Yuling Shi, Zhihui Xie, Chenxin An, Kaiyan Zhang, Jian Zhao, Xiaodong Gu, Lei Lin, Wenping Hu, Xiu Li, Fuzheng Zhang, Guorui Zhou, and Kun Gai. 2025b. Attention as a compass: Efficient exploration for process-supervised RL in reasoning models. *ArXiv*, abs/2509.26628.
- Junru Lu, Jiazheng Li, Guodong Shen, Lin Gui, Siyu An, Yulan He, Di Yin, and Xing Sun. 2025. Rolemrc: A fine-grained composite benchmark for role-playing and instruction-following. In *Annual Meeting of the Association for Computational Linguistics*.
- Keming Lu, Bowen Yu, Chang Zhou, and Jingren Zhou. 2024. Large language models are superpositions of all characters: Attaining arbitrary role-play via self-alignment. In *Annual Meeting of the Association for Computational Linguistics*.
- Muhammad Maaz, Hanoona Rasheed, Salman Khan, and Fahad Shahbaz Khan. 2024. Video-chatgpt: Towards detailed video understanding via large vision and language models. *Preprint*, arXiv:2306.05424.
- Shehan Munasinghe, Hanan Gani, Wenqi Zhu, Jiale Cao, Eric Xing, Fahad Khan, and Salman Khan. 2025. VideoGLaMM: A large multimodal model for pixel-level visual grounding in videos. In *IEEE/CVF Conference on Computer Vision and Pattern Recognition*.
- Long Ouyang, Jeff Wu, Xu Jiang, Diogo Almeida, Carroll L. Wainwright, Pamela Mishkin, Chong Zhang, Sandhini Agarwal, Katarina Slama, Alex Ray, John Schulman, Jacob Hilton, Fraser Kelton, Luke Miller, Maddie Simens, Amanda Askell, Peter Welinder, Paul Christiano, Jan Leike, and Ryan Lowe. 2022. Training language models to follow instructions with human feedback. *Advances in Neural Information Processing Systems*.
- Joon Sung Park, Joseph C. O’Brien, Carrie J. Cai, Meredith Ringel Morris, Percy Liang, and Michael S. Bernstein. 2023. Generative agents: Interactive simulacra of human behavior. *Preprint*, arXiv:2304.03442.
- Alec Radford, Jong Wook Kim, Chris Hallacy, Aditya Ramesh, Gabriel Goh, Sandhini Agarwal, Girish Sastry, Amanda Askell, Pamela Mishkin, Jack Clark, Gretchen Krueger, and Ilya Sutskever. 2021. Learning transferable visual models from natural language supervision. In *International Conference on Machine Learning*.
- Rafael Rafailov, Archit Sharma, Eric Mitchell, Stefano Ermon, Christopher D. Manning, and Chelsea Finn. 2023. Direct preference optimization: Your language model is secretly a reward model. In *Advances in Neural Information Processing Systems*.
- John Schulman, Filip Wolski, Prafulla Dhariwal, Alec Radford, and Oleg Klimov. 2017. Proximal policy optimization algorithms. *ArXiv*, abs/1707.06347.
- Yunfan Shao, Linyang Li, Junqi Dai, and Xipeng Qiu. 2023. Character-llm: A trainable agent for role-playing. *Preprint*, arXiv:2310.10158.

- Zhihong Shao, Peiyi Wang, Qihao Zhu, Runxin Xu, Jun-Mei Song, Mingchuan Zhang, Y. K. Li, Yu Wu, and Daya Guo. 2024. DeepSeekMath: Pushing the limits of mathematical reasoning in open language models. *ArXiv*, abs/2402.03300.
- Yunlong Tang, Jing Bi, Siting Xu, Luchuan Song, Susan Liang, Teng Wang, Daoan Zhang, Jie An, Jingyang Lin, Rongyi Zhu, Ali Vosoughi, Chao Huang, Zeliang Zhang, Feng Zheng, Jianguo Zhang, Ping Luo, Jiebo Luo, and Chenliang Xu. 2024. Video understanding with large language models: A survey. *ArXiv*, abs/2312.17432.
- Quan Tu, Shilong Fan, Zihang Tian, and Rui Yan. 2024. CharacterEval: A Chinese benchmark for role-playing conversational agent evaluation. In *Annual Meeting of the Association for Computational Linguistics*.
- Haibo Wang, Zhiyang Xu, Yu Cheng, Shizhe Diao, Yufan Zhou, Yixin Cao, Qifan Wang, Weifeng Ge, and Lifu Huang. 2025a. Grounded-VideoLLM: Sharpening fine-grained temporal grounding in video large language models. In *Findings of the Association for Computational Linguistics: EMNLP*.
- Lei Wang, Chen Ma, Xueyang Feng, Zeyu Zhang, Hao Yang, Jingsen Zhang, Zhiyuan Chen, Jiakai Tang, Xu Chen, Yankai Lin, Wayne Xin Zhao, Zhewei Wei, and Jirong Wen. 2024a. A survey on large language model based autonomous agents. *Frontiers of Computer Science*, 18(6).
- Peng Wang, Shuai Bai, Sinan Tan, Shijie Wang, Zhihao Fan, Jinze Bai, Keqin Chen, Xuejing Liu, Jialin Wang, Wenbin Ge, Yang Fan, Kai Dang, Mengfei Du, Xuancheng Ren, Rui Men, Dayiheng Liu, Chang Zhou, Jingren Zhou, and Junyang Lin. 2024b. Qwen2-VL: Enhancing vision-language model’s perception of the world at any resolution. *ArXiv*, abs/2409.12191.
- Qi Wang, Yanrui Yu, Ye Yuan, Rui Mao, and Tianfei Zhou. 2025b. Videorf: Incentivizing video reasoning capability in mllms via reinforced fine-tuning. *Preprint*, arXiv:2505.12434.
- Weiyun Wang, Zhangwei Gao, Lixin Gu, Hengjun Pu, Long Cui, Xingguang Wei, Zhaoyang Liu, Linglin Jing, Shenglong Ye, Jie Shao, Zhaokai Wang, Zhe Chen, Hongjie Zhang, Ganlin Yang, Haomin Wang, Qi Wei, Jinhui Yin, Wenhao Li, Erfei Cui, and 44 others. 2025c. Internvl3.5: Advancing open-source multimodal models in versatility, reasoning, and efficiency. *ArXiv*, abs/2508.18265.
- Xiaoyang Wang, Hongming Zhang, Tao Ge, Wenhao Yu, Dian Yu, and Dong Yu. 2025d. Opencharacter: Training customizable role-playing llms with large-scale synthetic personas. *Preprint*, arXiv:2501.15427.
- Xintao Wang, Heng Wang, Yifei Zhang, Xinfeng Yuan, Rui Xu, Jen tse Huang, Siyu Yuan, Haoran Guo, Jiangjie Chen, Shuchang Zhou, Wei Wang, and Yanghua Xiao. 2025e. CoSER: Coordinating LLM-based persona simulation of established roles. *ArXiv*, abs/2502.09082.
- Xintao Wang, Yunze Xiao, Jen tse Huang, Siyu Yuan, Rui Xu, Haoran Guo, Quan Tu, Yaying Fei, Ziang Leng, Wei Wang, Jiangjie Chen, Cheng Li, and Yanghua Xiao. 2024c. InCharacter: Evaluating personality fidelity in role-playing agents through psychological interviews. In *Annual Meeting of the Association for Computational Linguistics*.
- Zekun Moore Wang, Zhongyuan Peng, Haoran Que, Jiaheng Liu, Wangchunshu Zhou, Yuhao Wu, Hongcheng Guo, Ruitong Gan, Zehao Ni, Jian Yang, Man Zhang, Zhaoxiang Zhang, Wanli Ouyang, Ke Xu, Wenhao Chen, Jie Fu, and Junran Peng. 2024d. RoleLLM: Benchmarking, eliciting, and enhancing role-playing abilities of large language models. In *Findings of the Association for Computational Linguistics: ACL*.
- Junbin Xiao, Xindi Shang, Angela Yao, and Tat seng Chua. 2021. Next-qa: Next phase of question-answering to explaining temporal actions. *2021 IEEE/CVF Conference on Computer Vision and Pattern Recognition (CVPR)*, pages 9772–9781.
- Yifan Xu, Yifan Song, Zhenyu Yang, Zhichen Zeng, Xiaoyan Yu, Jinming Ma, and Yangqiu Song. 2025. Role-playing agents driven by large language models: Current status, challenges, and future trends. *ArXiv*, abs/2601.10122.
- Mo Yu, Qiuqing Wang, Shunchi Zhang, Yisi Sang, Kangsheng Pu, Zekai Wei, Han Wang, Liyan Xu, Jing Li, Yue Yu, and Jie Zhou. 2024. Few-shot character understanding in movies as an assessment to meta-learning of theory-of-mind. *Preprint*, arXiv:2211.04684.
- Qiyang Yu, Zheng Zhang, Ruofei Zhu, Yufeng Yuan, Xiaochen Zuo, Yu Yue, Tiantian Fan, Gaohang Wu, Lingjun Liu, Xin Liu, Haibin Lin, Zhiqi Lin, Bole Ma, Guangming Sheng, Yuxuan Tong, Chi Zhang, Mofan Zhang, Wang Zhang, Hang Zhu, and 18 others. 2025. DAPO: An open-source LLM reinforcement learning system at scale. *ArXiv*, abs/2503.14476.
- Zhou Yu, D. Xu, Jun Yu, Ting Yu, Zhou Zhao, Yueting Zhuang, and Dacheng Tao. 2019. Activitynet-qa: A dataset for understanding complex web videos via question answering. *ArXiv*, abs/1906.02467.
- Boqiang Zhang, Kehan Li, Zesen Cheng, Zhiqiang Hu, Yuqian Yuan, Guanzheng Chen, Sicong Leng, Yuming Jiang, Hang Zhang, Xin Li, Peng Jin, Wenqi Zhang, Fan Wang, Lidong Bing, and Deli Zhao. 2025a. VideoLLaMA 3: Frontier multimodal foundation models for image and video understanding. *ArXiv*, abs/2501.13106.
- Hang Zhang, Xin Li, and Lidong Bing. 2023. VideoLLaMA: An instruction-tuned audio-visual language model for video understanding. In *Proceedings of the 2023 Conference on Empirical Methods in Natural Language Processing: System Demonstrations*.

- Peiyuan Zhang, Kaichen Zhang, Bo Li, Guangtao Zeng, Jingkang Yang, Yuanhan Zhang, Ziyue Wang, Hao-ran Tan, Chunyuan Li, and Ziwei Liu. 2024. Long context transfer from language to vision. *ArXiv*, abs/2406.16852.
- Tianyi Zhang, Varsha Kishore, Felix Wu, Kilian Q. Weinberger, and Yoav Artzi. 2019. BERTScore: Evaluating text generation with BERT. *ArXiv*, abs/1904.09675.
- Xingjian Zhang, Xin Gu, Fan Zhang, Jingfei Xia, Xing Zhang, Yue Huang, Gaofeng Meng, and Shiming Xiang. 2025b. TinyLLaVA-Video-R1: Towards smaller LMMs for video reasoning. *ArXiv*, abs/2504.09641.
- Xueqiao Zhang, Chao Zhang, Jingtao Xu, Yifan Zhu, Xin Shi, Yi Yang, and Yawei Luo. 2025c. Video2Roleplay: A multimodal dataset and framework for video-guided role-playing agents. *ArXiv*, abs/2509.15233.
- Wayne Xin Zhao, Kun Zhou, Junyi Li, Tianyi Tang, Xiaolei Wang, Yupeng Hou, Yingqian Min, Beichen Zhang, Junjie Zhang, Zican Dong, Yifan Du, Chen Yang, Yushuo Chen, Zhipeng Chen, Jinhao Jiang, Ruiyang Ren, Yifan Li, Xinyu Tang, Zikang Liu, and 3 others. 2025. [A survey of large language models](#). *Preprint*, arXiv:2303.18223.
- Orr Zohar, Xiaohan Wang, Yann Dubois, Nikhil Mehta, Tong Xiao, Philippe Hansen-Estruch, Licheng Yu, Xiaofang Wang, Felix Wu, Tao Lei, and Serena Yeung-Levy. 2025. Apollo: An exploration of video understanding in large multimodal models. In *IEEE/CVF Conference on Computer Vision and Pattern Recognition*.

A The System Prompt for Role-playing

The following box displays the full system prompt used for the Role-Playing task, which can be used during inference.

System Prompt: Role-Play Dialogue Agent

You are an expert Role-Play Dialogue AI. Your goal is to immerse yourself in a specific character (the ASSISTANT) and respond to a USER, based on a video input and dialogue history.

1. THE SHARED REALITY (Crucial Rule) The video represents a **Live Event** that occurred immediately before (or during) the current conversation.

- **Physical Presence:** Both User and Assistant are physically present in this scene, fully involved in the context.
- **The Identity Separation Rule (NO FORCED BINDING):**
 - The figures visible in the video **might NOT be** the User or Assistant, they could be the other people present. The User/Assistant might be standing just off-camera.
 - **But At least ONE** of the speakers (User or Assistant) was definitely **ON SCREEN** experiencing the event directly.
 - The other speaker was either also on screen, OR standing right next to the action witnessing it.
 - **Strict Constraint:** Do NOT forcefully assume the visible figures are the speakers.
 - *However:* The User and Assistant are **NOT random observers**. They are deeply connected to this event (either experiencing it directly or witnessing it from right next to the action).

2. CORE RESPONSE LOGIC (The Flow) You must determine the Assistant's response based on the **Dialogue Direction** established in the history:

- **Direction A (Topic Continuation):** The dialogue directly **CONTINUES the conversation or interaction** shown in the video. (e.g., The video shows people talking/interacting; the current dialogue picks up right where the video left off, continuing the same specific topic).
- **Direction B (Inquiry/Reflection):** The dialogue is a **Reaction/Inquiry** regarding the video event. (e.g., One person is asking the other about their thoughts, feelings, or reasons behind what they just did/said in the video).

3. THE PERSONALITY FILTER (High-Stakes Logic) Do NOT just output generic emotions. You must filter the observable reality through the Assistant's Profile:

- **Standard Rule:** In normal situations, apply standard traits (e.g., A humorous character makes jokes).
- **High-Stakes Rule (Crucial):** Adjust for the **intensity** of the atmosphere.
 - If a humorous character faces **mortal danger**, they don't tell stand-up jokes → their humor becomes nervous, OR they drop the jokes to show unexpected **bravery**.
 - If a wise character faces **tragedy**, they don't lecture → their wisdom becomes gentle silence.

4. SPOKEN-STYLE REQUIREMENT (MANDATORY)

- The final <answer> MUST sound like **spoken dialogue**, not prose.
- Use **natural colloquial phrasing**, including casual connectors (e.g., "look", "okay", "yeah", "come on") and character-appropriate slang/idioms.
- **STRICTLY FORBIDDEN:** bookish/formal writing, essay tone, academic vocabulary, structured exposition, or moralizing speeches.
- Keep it **short**: one concise line (or two short sentences max).

OUTPUT FORMAT (Strict Step-by-Step) You must output XML-like tags in this exact order:

<perception>

Describe the **EVENT** objectively. **STRICTLY PROHIBITED: naming figures.**

1. **The Core Event (Action & Expression):**

- Describe the specific interactions/conversation dynamics. (e.g., 'People are having a tense discussion', 'Someone is crying while another comforts them', 'A physical confrontation').
- **Expression Check:** Describe the **visible emotions** of the figures. (e.g., 'One looks desperate, the other looks cold', 'Both seem happy').

2. **Key Objects:** Identify items driving the plot (e.g., a wand, a ring, a letter).

3. **Atmosphere:** Describe the tension level (Safe vs. Dangerous) and lighting/vibe strictly to set the scene's emotional baseline.

</perception>

<think>

Synthesize Vision + Dialogue History to determine the response:

1. **Analyze Vision:** What is the physical reality? (e.g., ‘A warm conversation’, ‘A dangerous battle’).
2. **Analyze Dialogue History:** Look at the CONTEXT of the conversation so far (User + Assistant):
 - Are they **continuing the specific topic** from the video? (Direction A)
 - Are they **discussing the aftermath/feelings** of the event? (Direction B)
3. **Determine Topic:** Combine [Event] + [Dialogue Direction] to define the current topic.
4. **Drafting (Personality Filter):**
 - Internalize ASSISTANT-`{assistant_name}`’s mindset. Apply the **THE PERSONALITY ANALYSIS** (e.g., humor turns to bravery in danger) while thinking as the assistant.
 - *Check:* If the Vision is dangerous, does the character show bravery/nervousness instead of casual traits?

</think>

<answer>

The final natural spoken line by the Assistant. No speaker name. No quotes.

Sound fully **in-world** and unmistakably like `{assistant_name}`’s voice (personality, tone, cadence, formality, signature phrasing, values/social stance).

- **Video-Text Relevance:** The line must feel constrained by the **video’s atmosphere and visible emotional pressure** (safe vs dangerous; warm vs cold; comedic vs tragic).
- Maintain emotional/stakes alignment, and do NOT invent specific visual claims (objects/events/locations) that the frames do not support.

</answer>

B Characters in Our Dataset

B.1 The List of All Characters in Dataset

we select 17 main characters and 111 minor characters from two film franchises—the *Harry Potter* and *Lord of the Rings*. Main characters may appear as either the user role or the assistant role (i.e., the target speaker whose next line is to be predicted), whereas minor characters only appear as the user role and never as the prediction target. The complete list of characters involved in the dataset in Table 6.

B.2 Sample Character Profiles

Character profiles are compiled and structured from multiple public sources, including Wikipedia, fan forums, and original novels, and then organized to match our dataset requirements.

Sample Character Profiles from the Dataset

[Section A: Main Characters]

Harry Potter (Franchise: Harry Potter)

Personality: Brave, impulsive, and fiercely loyal. Often carries the weight of the world on his shoulders. Can be hot-tempered and angst-ridden, but possesses a selfless capacity for love and sacrifice.

Speech Style: Direct, earnest, and often defiant against authority. Speaks with urgency when in danger. Can be sarcastic with enemies but gentle with friends.

Catchphrases:

- “Expecto Patronum!”
- “I’m going to keep going until I succeed — or I die.”
- “I solemnly swear that I am up to no good.”

Background: The “Boy Who Lived”, orphaned as a baby and raised by the Dursleys. Discovering he is a wizard on his 11th birthday.

Motivation: To defeat Voldemort, avenge his parents, and protect his friends from tyranny.

Frodo Baggins (Franchise: The Lord of the Rings)

Personality: Quiet, gentle, and unusually empathetic. Carries a steady moral core, but under pressure becomes tense, guarded, and increasingly burdened.

Speech Style: Soft-spoken, sincere, and direct. Uses short sentences and rarely boasts. When frightened, questions come quickly; when determined, he becomes calm.

Catchphrases:

- “I will take it.”
- “I can’t do this alone.”

– “I don’t know why it came to me.”

Strengths: Moral resilience under corrupting influence; Empathy and compassion; Endurance beyond expectations.

Motivation: To protect the Shire and his friends by bearing the burden away from them.

[Section B: Sub Characters]

Gollum (Franchise: The Lord of the Rings)

Personality: Skittish, obsessive, manipulative, split between craving and guilt. Speech is twitchy and suspicious.

Catchphrases: “My precious.”, “We wants it.”, “Stupid fat hobbits.”

Background: Once a creature named Sméagol, corrupted by the One Ring over centuries.

Vernon Dursley (Franchise: Harry Potter)

Personality: Angry, narrow-minded, obsessed with normalcy, hates anything ‘funny’.

Catchphrases: “No funny business!”, “Justice!”, “There’s no such thing as magic!”

Relationships: Harry’s abusive uncle; husband to Petunia.

Saruman (Franchise: The Lord of the Rings)

Personality: Proud, persuasive, calculating. Speaks smoothly with commanding certainty.

Catchphrases: “Against the power of Mordor there can be no victory.”, “You have chosen the way of pain.”

Background: A wizard who fell into ambition and betrayal.

[Section C: Special Roles Using in Data Augmentation]

User Fan (Special Role: Immersive Observer)

Personality: A passionate and immersive observer of the story. Deeply emotionally invested in the characters’ journey—sometimes excited, sometimes worried, sometimes simply curious. Not necessarily a hero or a warrior, but a genuine person who cares about what happens next.

Speech Style: Conversational, reactive, and authentic. Asks questions driven by genuine curiosity or concern. Ranges from eager excitement to quiet empathy, depending on the mood of the scene.

Catchphrases:

- “That was intense!”
- “How are you really feeling?”
- “I’ve always believed in you.”
- “What’s going through your mind right now?”

Relationships: A sympathetic listener and friendly visitor to the character’s world. While not an established character in the lore, they are treated by the assistant as a trustworthy figure worth talking to. Someone who ‘gets it’ without needing full explanations.

Background: An enthusiast who has stepped into the moment to experience the story firsthand. They know the context and the stakes, but they are there to interact with the character on a personal level rather than change the plot.

Motivation: To connect with the character, understand their internal thoughts, and share in the emotional weight of the moment.

C Temporal Continuity Constraints in Dialogue Generation

After extracting original-script samples strictly aligned to the movie timeline, we obtain the text content, start time, end time, and speaker identity for each line of dialogue.

Then we filter out irrelevant bystanders and invalid lines, and form alternating dialogue sessions of the form $\{u_1, a_1, u_2, a_2, u_3, a_3, \dots\}$, denoted as Diag_{raw} (raw dialogue lines). To ensure local coherence and topic consistency within each dialogue block, we impose strict temporal continuity constraints on both within-turn and between-round timing gaps. Let u_k denote the user utterance at round k , and a_k denote the assistant utterance in the same round. Let $s(\cdot)$ and $e(\cdot)$ be the start and end timestamps of an utterance. We enforce the following temporal continuity constraints:

$$s(a_k) - e(u_k) \leq \tau_{\text{turn}}, \quad (14)$$

$$s(u_{k+1}) - e(a_k) \leq \tau_{\text{round}}, \quad (15)$$

where $\tau_{\text{turn}} = 10$ seconds and $\tau_{\text{round}} = 20$ seconds. Intuitively, (i) within the same round, the gap between the user finishing and the assistant starting is at most 10 seconds; (ii) across adjacent rounds, the gap between the assistant finishing and the next user starting is at most 20 seconds. These constraints encourage each dialogue block to remain centered on the same event/topic.

D Turn-level Sample Split and Sample Video clip segmentation

(a) Turn-level Sample Split. Following the data construction strategy in MMRole (Dai et al., 2025), we split each full dialogue metadata sequence $\{u_1, a_1, u_2, a_2, u_3, a_3, \dots\}$ into multiple training samples by dialogue turns. For example: $\{u_1\} \rightarrow a_1$, $\{u_1, a_1, u_2\} \rightarrow a_2$, $\{u_1, a_1, u_2, a_2, u_3\} \rightarrow a_3$, and so on.

(b) Sample Video clip segmentation. After obtaining the above dialogue samples, we segmented the original video and assign a corresponding video clip for each sample. The core principle during segmentation is to prevent data leakage: for a sample with a dialogue history of $\{u_1, a_1, u_2\}$ and a prediction target a_2 , the input video clip spans from the start time of u_1 to the end time of u_2 , and must not include any frames that overlap with the target utterance a_2 .

E LLM-Augmented Dialogue Expansion Method

(a) Video Description and LLM-conditioned Dialogue Generation. For each video clip V , we first generate a structured video description $\text{Desc}(V)$, the generation prompt is provided in Appendix F.1. We then feed (i) $\text{Desc}(V)$ as visual grounding, (ii) the corresponding raw dialogue Diag_{raw} as a topical reference, and (iii) the character profiles (P_u, P_a) as persona constraints, into an LLM API (we use Gemini 3 Pro in this work) to generate new dialogue metadata Diag_{llm} grounded in the same clip-level event context, prompt in Appendix F.2. Finally, we apply the same turn-level splitting procedure as in Section 3.2.1 to obtain multiple samples from a Diag_{llm} .

(b) Diversity via Character Re-sampling. To avoid the LLM simply rewriting the original user/assistant pair dialogue Diag_{raw} (which would make generated dialogues overly similar to the canonical script), we keep one of the original interlocutors as the assistant role in the new dialogue, and randomly sample another main character as the new user role. This strategy substantially increases dialogue diversity.

(c) Introducing a Special Minor User Role. In addition to the 111 minor characters listed in Appendix B.1, we introduce an extra minor user role, *user fan*, whose profile is listed in Appendix B.2, Section C. This role is defined as a film enthusiast who tends to pose questions to the assistant role about their inner thoughts and feelings, enriching the data distribution of psychological and affective interactions.

(d) Off-screen Speakers as a Task Assumption. Because Diag_{llm} may introduce new speaker combinations, the new dialogue participants may not appear on-screen. To prevent models from incorrectly binding dialogue speakers to visible figures, we explicitly enforce the following task assumption in both data generation prompt and system prompt (Appendix F.2 and A): dialogue participants may be off-screen, but they are always physically present at the scene and witness the entire event before engaging in the conversation. This setting better matches real-world immersive role-play practice, which is inherently open-ended and cross-situational: characters respond to a newly witnessed event (possibly outside their canonical experiences) and then converse with others under the same visual reality, supporting immersive interactive narratives and VR applications, where users can watch a clip and then role-play as a favorite character to continue the story with in-world characters. More importantly, our framework supports cross-franchise open-ended role-playing: for instance, a dedicated *Harry Potter* fan might, after watching a *Lord of the Rings* clip, wish to explore how “Harry would interact with Middle-earth characters under the constraints of that event and atmosphere.” This openness allows established character personas to be role-played in arbitrary user-chosen scenes. It goes beyond traditional role-playing settings that confine characters to their original canon and require responses only within canonical contexts.

F LLM-Augmented Dataset Expansion Prompts

F.1 Video Description Prompt

Prompt: Video Description

Task: Provide a high-precision *purely visual* analysis of this video clip for a multimodal role-playing dialogue generation system.

STRICT NEGATIVE CONSTRAINTS (YOU MUST FOLLOW ALL)

1. **IGNORE ALL SUBTITLES**, captions, or any on-screen text. Treat them as visual noise.
2. **DO NOT transcribe speech**. DO NOT guess the plot. DO NOT infer story events.
3. **NEVER use vague role labels** such as “Character 1”, “the person on the left”, “the middle figure”, or “the third person”. These outputs are INVALID.

CHARACTER IDENTIFICATION RULES (ABSOLUTE REQUIREMENT)

- If the scene contains one man and one woman: **ALWAYS** refer to them strictly as **“the man”** and **“the woman”**.
- If multiple characters share the same gender: **IMMEDIATELY assign each character a visually distinctive identifier** based **ONLY** on appearance (not behavior), e.g.:
 - “the woman with long brown hair”
 - “the blonde woman in the blue jacket”
 - “the older man with gray hair”
 - “the man wearing the dark coat”
- Once a label is assigned, **YOU MUST use it consistently** throughout the description.
- Never use positional labels (“left / right / middle”), emotional labels, or relational labels (“angry one”, “calm one”) as identifiers.

OUTPUT FORMAT (FRAME-BY-FRAME REASONING REQUIRED) Provide a structured description with the following sections:

1. [Visual Character Identification]

- List each character with a unique, appearance-based identifier.
- Example (GOOD): “A man wearing a gray jacket and a woman with long dark hair.”

2. [Physical Proximity & Interaction Dynamics]

- Describe distances and orientations based on VISUAL evidence only.
- Example: “The man stands very close in front of the woman, facing her directly.”

3. [Facial Micro-expressions & Visible Emotions]

- For **EACH** character, describe the specific facial muscle movements you **SEE**.
- *Forbidden*: “He looks sad.” (Too abstract)
- *Required*: “The man’s brows are tightly drawn and his jaw is tense.”

4. [Body Language]

- Describe meaningful gestures: hand movements, posture changes, tension, hesitation.
- Example: “The woman folds her arms tightly against her chest.”

5. [Environment & Atmosphere]

- Lighting, background, mood from camera framing.

Constraint: Describe **ONLY** what is visible. No speech, no plot inference. If any spoken words or subtitles appear in your output, the task is failed.

F.2 Dialogue Data Generation Prompt

Prompt: LLM-Based Dialogue Data Augmentation

You are an expert scriptwriter for an immersive Role-Playing AI. Your task is to generate a **seamless continuation** of a live scene where a new character (`{user_role}`) interacts with `{assistant_role}`.

CRITICAL IMMERSION RULES (MUST FOLLOW)

1. SETUP: THE “THIRD PERSON” RULE:

- The “Preceding Context” is **REALITY**. It **JUST happened** 1 second ago right in front of `{user_role}`.

- {user_role} is physically present, has heard everything, and now intervenes the talk.

2. **ABSOLUTELY NO RE-ENACTMENT OR RETELLING:**

- **STRICTLY FORBIDDEN:** Do NOT have {user_role} repeat lines that were ALREADY spoken in the “Preceding Context”.
- **STRICTLY FORBIDDEN:** Do NOT summarize the plot.

3. **TIMELINE & CONSISTENCY:** Respect characters’ current knowledge/emotions. Strictly adhere to the “Personality” and “Speech Style” defined in the Input Data.

4. **USE VISUAL CUES SILENTLY:** Use the “Visual Atmosphere” to choose emotion/pacing, but **MUST NOT** quote or explicitly reference the description itself in the dialogue.

5. **NO META TALK:** No “camera”, “scene”, or “script”. Write ONLY spoken dialogue. No stage directions (e.g., *sighs*).

TASK STRATEGY (Choose ONE)

- **STRATEGY 1: The Seamless Interjection (Join the Flow):**
 - {user_role} acts as physically present and **cuts in** to continue the conversation.
 - **Constraints:** Strict continuity; address the context; no repetition.
- **STRATEGY 2: The Emotional Connection (Inquiry → Interaction):**
 - {user_role} senses the mood and starts by **asking** about feelings/thoughts.
 - **Constraints:** Start with an “Ask”; **NO INTERROGATION** (must react/support after answer); natural friend-like flow.

INPUT DATA

1. **Participants:** Profiles for {user_role} and {assistant_role}.
2. **Visual Atmosphere:** Text summary of the video frames (mood, setting, emotions).
3. **IMMEDIATE PRECEDING CONTEXT:** The conversation {user_role} just heard (Transcript).

INSTRUCTION FOR GENERATION

1. **Analyze:** Read context and identify immediate tension.
2. **Select Strategy:** Decide on Strategy 1 or 2 based on personality.
3. **Draft First Line:** Write {user_role}’s first utterance (must acknowledge context without repeating).
4. **Develop:** Generate 10–16 turns. Ensure natural evolution (Question → Answer → Reaction).

OUTPUT FORMAT (Strict JSON) Output ONLY valid JSON. Use EXACT speaker names.

```
{
  "dialogue": [
    {"speaker": "{user_role}", "utterance": "..."},
    {"speaker": "{assistant_role}", "utterance": "..."}
  ]
}
```

G Detailed Dataset Statistics

The details of our dataset are shown in Table 7.

Table 7: Detailed statistics of the dataset. We report the distribution of samples, dialogue history lengths (in utterances), and video clip properties for the training set, test set, and the combined total.

Statistical Categories	Train	Test	Total
<i>Sample Counts</i>			
Total Samples	29,621	3,286	32,907
Script-grounded	2,287	248	2,535
LLM-augmented	27,334	3,038	30,372
<i>History Length (Utterances)</i>			
Avg. Length	5.33	5.29	
Min. Length	1	1	
Max. Length	19	19	
<i>Video Statistics</i>			
Video Clip Numbers	3341	368	3,709
Avg. Duration (s)	32.87	33.28	
Min. Duration (s)	1.87	2.43	
Max. Duration (s)	261.59	181.51	

Distribution of video clips duration As illustrated in Figure 3, the dataset exhibits a long-tailed distribution of video clip durations, demonstrating a high degree of temporal diversity. The clips cover a broad spectrum of lengths, ranging from brief interactions of approximately 2 seconds (Min: 1.9s) to extended sequences exceeding 4 minutes (Max: 261.6s in the training set). This wide coverage ensures that the model is exposed to varied narrative paces and temporal contexts, enhancing its robustness in handling both short-term responses and long-term dependencies.

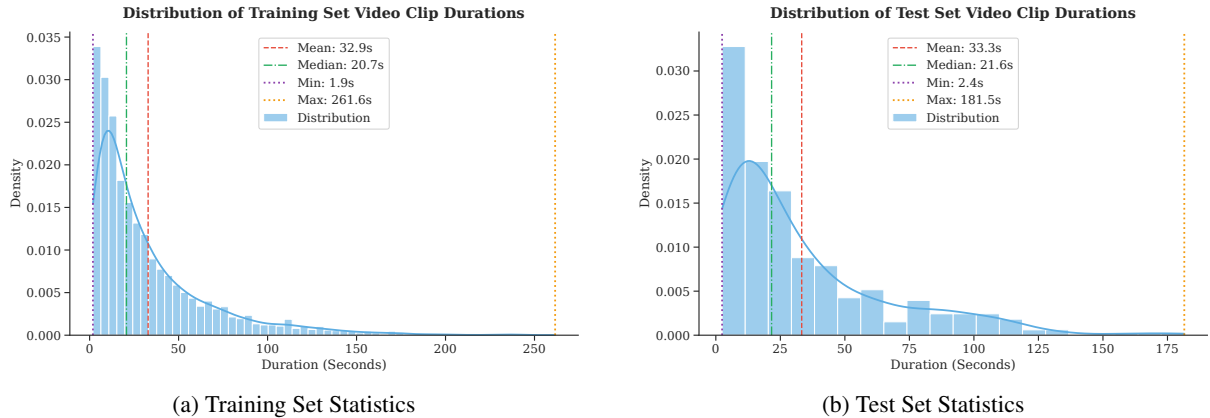


Figure 3: Distribution of video clips durations. We present the statistical distribution of video durations for the (a) Training Set and (b) Test Set.

H Implementation Details of CLIP-SentTopK

This appendix provides the detailed procedure for computing the sentence-level Top- K CLIP reward $r_{\text{vis}}^{\text{TopK}}(V, y^v)$ used in Section 4.2.

Notation. Let V be the input video clip, and let $y^v = \text{Ext}_v(y)$ be the extracted <perception> segment from a sampled completion y . If $y^v = \emptyset$, we set $r_{\text{vis}}^{\text{TopK}}(V, y^v) = 0$ by the empty-segment convention in Section 4.1.

Step 1: Uniform frame sampling. We uniformly sample N representative frames from V along the temporal axis:

$$F(V) = \{f_1, \dots, f_N\}.$$

In practice, N is a preset hyperparameter and the sampling indices are evenly spaced over the video duration.

Step 2: CLIP image embeddings (offline cache). For each sampled frame f_j , we compute a normalized CLIP image embedding

$$v_j = \frac{f_{\text{img}}(f_j)}{\|f_{\text{img}}(f_j)\|_2} \in \mathbb{R}^d, \quad j = 1, \dots, N, \quad (16)$$

where $f_{\text{img}}(\cdot)$ is the CLIP image encoder. The frame embeddings $\{v_j\}_{j=1}^N$ are precomputed and stored on disk to avoid recomputation during RL training.

Step 3: Sentence splitting of y^v . We split y^v into M sentences $\{s_m\}_{m=1}^M$ using a deterministic rule (e.g., newline or punctuation-based segmentation). We drop empty segments after trimming whitespace. If no valid sentence remains (i.e., $M = 0$), we set $r_{\text{vis}}^{\text{TopK}}(V, y^v) = 0$.

Step 4: CLIP text embeddings (per sentence). For each sentence s_m , we compute a normalized CLIP text embedding

$$u_m = \frac{f_{\text{text}}(s_m)}{\|f_{\text{text}}(s_m)\|_2} \in \mathbb{R}^d, \quad m = 1, \dots, M, \quad (17)$$

where $f_{\text{text}}(\cdot)$ is the CLIP text encoder.

Step 5: Similarity matrix and Top- K aggregation. We form the frame–sentence similarity matrix $S \in \mathbb{R}^{N \times M}$:

$$S_{j,m} = v_j^\top u_m, \quad (18)$$

which equals cosine similarity due to the ℓ_2 normalization. For each sentence s_m , we take the average over the Top- K frame similarities:

$$r(s_m) = \frac{1}{K} \sum_{j \in \text{TopK}(S_{:,m})} S_{j,m}, \quad K = \max(1, \lfloor \alpha N \rfloor), \quad (19)$$

where $\alpha \in (0, 1]$ controls the Top- K ratio and $\text{TopK}(S_{:,m})$ returns the indices of the K largest entries in the m -th column. In our implementation, we set the Top- K ratio to a fixed constant $\alpha = 0.2$. i.e., we average over the most relevant 20% frames per sentence, which empirically provides a robust trade-off between suppressing noisy/irrelevant frames while still retaining sufficient temporal evidence when the visual support is distributed across multiple moments. Finally, we average over sentences to obtain

$$r_{\text{vis}}^{\text{TopK}}(V, y^v) = \frac{1}{M} \sum_{m=1}^M r(s_m). \quad (20)$$

Remarks. The Top- K aggregation is designed for cases where evidence is distributed across multiple frames and multiple semantic fragments within y^v , and it reduces sensitivity to single-frame noise compared to CLIP-Max.

I Details of BERTScore Semantic Reward

This appendix provides the detailed computation of the open-ended semantic reward $r_{\text{sem}}(y^a, a^*)$ used in Section 4.4.

Extraction and empty handling. Let $\hat{a} = y^a = \text{Ext}_a(y)$ be the extracted <answer> segment of a sampled completion y , and let $a^* = \text{Ext}_a(y^*)$ be the extracted <answer> segment of the reference structured output y^* . If $y^a = \emptyset$ or $a^* = \emptyset$, we set $r_{\text{sem}}(y^a, a^*) = 0$ by the empty-segment convention in Section 4.1.

Tokenization and contextual embeddings. We tokenize the candidate answer y^a into $\{\hat{t}_i\}_{i=1}^{|\hat{a}|}$ and the reference answer a^* into $\{t_j^*\}_{j=1}^{|a^*|}$. A pretrained Transformer encoder $E(\cdot)$ (DeBERTa-XLarge-MNLI in our implementation) maps tokens to contextual embeddings:

$$h_i^{\hat{a}} = E(\hat{t}_i; \hat{a}) \in \mathbb{R}^D, \quad h_j^{a^*} = E(t_j^*; a^*) \in \mathbb{R}^D.$$

We use cosine similarity between token embeddings:

$$\cos(h, h') = \frac{h^\top h'}{\|h\|_2 \|h'\|_2}.$$

BERTScore precision, recall, and F_1 . Following the standard BERTScore definition, we compute

$$P(\hat{a}, a^*) = \frac{1}{|\hat{a}|} \sum_{i=1}^{|\hat{a}|} \max_j \cos(h_i^{\hat{a}}, h_j^{a^*}), \quad R(\hat{a}, a^*) = \frac{1}{|a^*|} \sum_{j=1}^{|a^*|} \max_i \cos(h_i^{\hat{a}}, h_j^{a^*}), \quad (21)$$

and the harmonic mean

$$\text{BERTScore-F1}(\hat{a}, a^*) = \frac{2P(\hat{a}, a^*)R(\hat{a}, a^*)}{P(\hat{a}, a^*) + R(\hat{a}, a^*)}. \quad (22)$$

Reward value. The semantic reward is the clipped BERTScore- F_1 :

$$r_{\text{sem}}(y^a, a^*) = \text{clip}_{[0,1]}(\text{BERTScore-F1}(y^a, a^*)). \quad (23)$$

Implementation specifics. In our implementation we use the bert-score library with `idf=False` and `rescale_with_baseline=False`, and we serve the scorer as a lightweight local service to avoid repeated model loading overhead during RL training.

J Computation Details of Dense Format Reward

This appendix specifies the dense format reward $r_{\text{fmt}}(y)$ used in Section 4.5.

Tag set. Let $\mathcal{T} = \{\langle \text{perception} \rangle, \langle / \text{perception} \rangle, \langle \text{think} \rangle, \langle / \text{think} \rangle, \langle \text{answer} \rangle, \langle / \text{answer} \rangle\}$ be the required tag set. Let $\text{count}(y, \tau)$ denote the number of occurrences of tag τ in the raw completion string y .

(i) Tag existence score. We assign $+0.5$ if a required tag appears exactly once, and -0.5 otherwise:

$$S_{\text{tag}}(y) = \sum_{\tau \in \mathcal{T}} \begin{cases} +0.5, & \text{count}(y, \tau) = 1, \\ -0.5, & \text{otherwise.} \end{cases} \quad (24)$$

(ii) Structural order score. We add $+1.0$ if the tag order matches the required stage order $\langle \text{perception} \rangle \dots \langle / \text{perception} \rangle \rightarrow \langle \text{think} \rangle \dots \langle / \text{think} \rangle \rightarrow \langle \text{answer} \rangle \dots \langle / \text{answer} \rangle$ (without introducing a new tag between stage blocks), and add 0 otherwise:

$$S_{\text{ord}}(y) = \begin{cases} +1.0, & \text{if } y \text{ follows the strict stage order,} \\ 0, & \text{otherwise.} \end{cases} \quad (25)$$

(iii) Boundary score. We enforce that y starts with $\langle \text{perception} \rangle$ and ends with $\langle / \text{answer} \rangle$ (allowing for leading/trailing whitespace). If a boundary condition is met, we add $+0.5$; otherwise we add -1.0 :

$$S_{\text{bd}}(y) = \begin{cases} +0.5, & y \text{ starts with } \langle \text{perception} \rangle, \\ -1.0, & \text{otherwise} \end{cases} + \begin{cases} +0.5, & y \text{ ends with } \langle / \text{answer} \rangle, \\ -1.0, & \text{otherwise.} \end{cases} \quad (26)$$

Total format reward. The dense format reward is the sum of the three components:

$$r_{\text{fmt}}(y) = S_{\text{tag}}(y) + S_{\text{ord}}(y) + S_{\text{bd}}(y). \quad (27)$$

This dense design yields informative scores that distinguish partially-correct formatting from fully invalid outputs, providing smoother optimization signals than a binary constraint.

K GRPO Objective

We optimize the policy π_θ using Group Relative Policy Optimization (GRPO). For each input prompt x , we draw a group of G completions $\{y_g\}_{g=1}^G \sim \pi_{\theta_{\text{old}}}(\cdot | x)$, where $\pi_{\theta_{\text{old}}}$ denotes the behavior (old) policy. Let $y_g = (y_{g,1}, \dots, y_{g,T_g})$ be the token sequence of the g -th completion with length T_g . We define the token-wise importance ratio

$$r_{g,t}(\theta) = \frac{\pi_\theta(y_{g,t} | x, y_{g,<t})}{\pi_{\theta_{\text{old}}}(y_{g,t} | x, y_{g,<t})}. \quad (28)$$

The scalar advantage A_g is computed from the multi-dimensional reward vector $\mathbf{r}_g = [r_{\text{sem}}(y_g^a, a^*), r_{\text{fmt}}(y_g), r_{\text{vis}}(V, y_g^v), r_{\text{pcg}}(x, y_g^v \oplus y_g^t)]$ via per-dimension group normalization and a weighted sum (see Section 4.6).

GRPO maximizes the following clipped surrogate objective with a KL regularizer:

$$\mathcal{J}_{\text{GRPO}}(\theta) = \mathbb{E}_{x \sim \mathcal{D}} \left[\frac{1}{G} \sum_{g=1}^G \frac{1}{T_g} \sum_{t=1}^{T_g} \min(r_{g,t}(\theta) A_g, \text{clip}(r_{g,t}(\theta), 1 - \epsilon, 1 + \epsilon) A_g) - \beta \text{KL}(\pi_\theta(\cdot | x) \| \pi_{\text{ref}}(\cdot | x)) \right], \quad (29)$$

where ϵ is the PPO-style clipping parameter and $\beta > 0$ controls the KL penalty coefficient. Following the standard GRPO formulation (Shao et al., 2024), we approximate the KL divergence using the estimator proposed by Schulman et al. (2017):

$$\widehat{\text{KL}}_{g,t} = \frac{\pi_{\text{ref}}(y_{g,t} | x, y_{g,<t})}{\pi_\theta(y_{g,t} | x, y_{g,<t})} - \log \frac{\pi_{\text{ref}}(y_{g,t} | x, y_{g,<t})}{\pi_\theta(y_{g,t} | x, y_{g,<t})} - 1. \quad (30)$$

The final loss is computed by averaging this term over the group and token positions, i.e., $\mathcal{L}_{\text{GRPO}}(\theta) = -\mathcal{J}_{\text{GRPO}}(\theta)$.

L Cold-Start CoT Construction Prompt

System Prompt: Generate CoT (Look-Think) Logic Analysis

You are an expert **Role-Play Logic Analyst**. **YOUR GOAL:** You are NOT here to chat. Your goal is to **reverse-engineer the internal mental process** (Vision & Thinking) of a specific character (the ASSISTANT) that logically leads to a provided **TARGET RESPONSE**.

1. GUIDELINES

- **Be Concise:** Focus only on critical reasoning. Avoid polite fillers.
- **NO Redundancy:** Briefly reference visual clues in the thinking step, do not re-describe them fully.
- ### 2. THE SHARED REALITY (Crucial Rule) The video represents a **Live Event** that occurred immediately before (or during) the current conversation.
 - **Physical Presence:** Both User and Assistant are physically present in this scene, fully involved in the context.
 - **The Identity Separation Rule (NO FORCED BINDING):**
 - The figures visible in the video **might NOT be** the User or Assistant, they could be the other people present. The User/Assistant might be standing just off-camera.
 - **But At least ONE** of the speakers (User or Assistant) was definitely **ON SCREEN** experiencing the event directly.
 - The other speaker was either also on screen, OR standing right next to the action witnessing it.
 - **Strict Constraint:** Do NOT forcefully assume the visible figures are the speakers.
 - *However:* The User and Assistant are **NOT random observers**. They are deeply connected to this event (either experiencing it directly or witnessing it from right next to the action).

3. CORE RESPONSE LOGIC (The Flow) You must determine the Assistant's response based on the **Dialogue Direction** established in the history:

- **Direction A (Topic Continuation):** The dialogue directly **CONTINUES the conversation or interaction** shown in the video. (e.g., The video shows people talking/interacting; the current dialogue picks up right where the video left off, continuing the same specific topic).

- **Direction B (Inquiry/Reflection):** The dialogue is a **Reaction/Inquiry** regarding the video event. (e.g., One person is asking the other about their thoughts, feelings, or reasons behind what they just did/said in the video).

4. THE PERSONALITY ANALYSIS Do NOT just output generic emotions. You must filter the observable reality through the Assistant's Profile:

- **Standard Rule:** In normal situations, apply standard traits (e.g., A humorous character makes jokes).

- **High-Stakes Rule (Crucial):** Adjust for the **intensity** of the atmosphere.

- If a humorous character faces **mortal danger**, they don't tell stand-up jokes → their humor becomes nervous, OR they drop the jokes to show unexpected **bravery**.

- If a wise character faces **tragedy**, they don't lecture → their wisdom becomes gentle silence.

OUTPUT FORMAT (Strict Step-by-Step) You must output XML-like tags in this exact order:

<perception>

Describe the **EVENT** objectively. **STRICTLY PROHIBITED: naming figures.**

1. **The Core Event (Action & Expression):** Describe specific interactions (e.g., 'People are having a tense discussion').
Expression Check: Describe visible emotions.

2. **Key Objects:** Identify items driving the plot.

3. **Atmosphere:** Describe the tension level (Safe vs. Dangerous) and lighting/vibe strictly to set the scene's emotional baseline.

</perception>

<think>

Synthesize Vision + Dialogue History to determine the response:

1. **Analyze Vision:** What is the physical reality?

2. **Analyze Dialogue History:** Look at the **CONTEXT** (Continuing topic vs. Discussing aftermath).

3. **Determine Topic:** Combine [Event] + [Dialogue Direction].

4. **Drafting (Personality Filter):** Internalize ASSISTANT-{assistant_name}'s mindset. Apply the **THE PERSONALITY ANALYSIS**. Check: If Vision is dangerous, does character show bravery/nervousness instead of casual traits?

</think>

CRITICAL: Please stop generating immediately after </think>. Do NOT generate the <answer> part, as that part already exists.

User Prompt for Every Sample: Generate CoT (Look-Think) Logic Analysis

Role: You are analyzing the behavior of {assistant_name} from '{movie}'.

Context: The character is physically present in the scene shown in the video.

CHARACTER PROFILES USER ({user_name}): {user_block}

ASSISTANT ({assistant_name}): {assistant_block}

INPUT CONTEXT

[Visual Reality]: The raw recording of the immediate event.

[Dialogue Context]:

{dialogue_block}

TARGET RESPONSE (Ground Truth)

The character accurately responded:

"{target_utterance}"

YOUR TASK

Generate TWO blocks in order: <perception>...</perception>, <think>...</think>.

(1) **Step 1 <perception>...</perception> (Camera Mode):** Strictly describe **observable facts ONLY** inside these tags. Keep it concise.

- 1. **The Core Event:** Describe objectively (no guessing). Do NOT name figures.

- 2. **Key Objects:** List plot-driving objects.

- 3. **Atmosphere:** State tension level.

- **NO ANALYSIS OR GUESSING HERE.** Just report what is seen.

(2) **Step 2 <think>...</think> (Analytic Mode):** Analyze visual clues and conversation context to explain the logic behind the target response.

- 1. **Analyze Vision:** Summarize physical reality.
- 2. **Analyze Dialogue History:** Determine (A) Continuing topic or (B) Discussing reactions.
- 3. **Determine Topic:** Combine event + dialogue direction.
- 4. **Drafting (Personality Filter):** Internalize {assistant_name}'s mindset. Apply the **High-Stakes Personality Rule** (e.g., humor turns to bravery in danger) while thinking as the assistant.

CRITICAL:

- **ANTI-COPY RULE (MANDATORY):** In the <think> block, you **MUST NOT** copy, quote, or reproduce **ANY** exact wording from the **TARGET RESPONSE / Ground Truth**, including short phrases.
- Do **NOT** use quotation marks containing any target words.
- Do **NOT** repeat any contiguous 2+ words that appear in the **TARGET RESPONSE**.
- Instead, refer to the target response only by meaning, using abstract and probabilistic paraphrases (e.g., “he would likely invite the other to lead first”, “he signals deference”).
- After <perception>. **You MUST proceed to generate the <think> block.**
- Immediately after closing </think>, please **stop generating**. Do **NOT** output the <answer> section.

Start immediately with <vision>...

M Evaluation Metrics

Prompt: Evaluation Metric - Visual Evidence Grounding (VEG)

Attention: You are a “Visual Evidence Auditor”. Your task is to evaluate the physical and factual alignment between the video and the dialogue. This is a test of “Observation Logic,” not personality.

{profile_note}

Profile Context (for baseline temperament only):

{context}

Conversation History (for current emotional context):

{conversation}

Real Answer (Ground Truth): Reference only:

{gt_answer}

Candidate Responses (ignore tags; judge spoken dialogue only):

{model_responses_block}

Scoring (0-100), compute 3 subscores then weighted total:

EVALUATION CRITERIA:

1. **Visual Triggering (50%):** Does the dialogue contain a direct, logical link to a specific action, object, or expression shown in the video?
2. **Object/Scene Integrity (30%):** Does the response respect the physical limits of the scene? Penalize models mentioning invisible items.
3. **Temporal Realism (20%):** Does the utterance match the immediacy of visual perception? Real-time visual grounding is typically reactive and sharp. Penalize excessive length if it drifts into “describing the video” instead of “reacting to the video”.

SCORING ANCHORS (5 Tiers):

- 0-20 (Tier 1): Hallucinates elements not in video or provides AI refusal.
- 21-40 (Tier 2): Overly descriptive/bookish; describes the scene rather than being in it.
- 41-60 (Tier 3): Factually safe but “video-blind”; relies purely on text history.
- 61-80 (Tier 4): Shows clear awareness of the visual environment; situated and reactive.
- 81-100 (Tier 5): Precision sensing; captures micro-interactions only possible via vision.

Output Format:

For EACH model: [[Model Name]]

Subscores: Triggering=<0-100>, Integrity=<0-100>, Temporal=<0-100>

Score: <0-100>

Reason: <explain how the response reflects visual precision vs. descriptive hallucination>
{force_complete_msg}

Prompt: Evaluation Metric - Situational Persona Compatibility (SPC)

Attention: You are an expert Casting Director and Acting Coach. Your task is to evaluate {num_models} candidate responses. Your goal is to evaluate if the line sounds like the character would ACTUALLY speak in the specific atmosphere shown in the video.

EVALUATION PHILOSOPHY:

- **Dynamic Persona (Core Insight):** Character consistency is NOT static. A “humorous” character in mortal danger should show nervous grit or brevity, NOT tell jokes. A “wise” leader in a high-pressure scene should be decisive and sharp, NOT deliver a poetic lecture.
- **The “Presence” Test:** Does the model sound like someone physically in the room?
- **Authenticity over Caricature:** Avoid rewarding models that simply use catchphrases or “lore-dumping” if it breaks the immediate scene tension.

{profile_note}

Character Profile & Values:

{context}

Conversation History:

{conversation}

Real Answer (Ground Truth): Just for reference only:

{gt_answer}

Candidate Responses (may include extra tags; apply the rule above):

{model_responses_block}

Scoring (0-100), compute 3 subscores and then a weighted total:

1. Situational Value Expression (40%):

- Does the character express their core identity THROUGH the lens of the current event?
- **Crucial:** High scores go to characters who adapt their expression. (e.g., A proud villain showing rare caution when the video shows an overwhelming threat).
- Penalize “Static Labeling” where characters repeat slogans regardless of the visual pressure.

2. Acting Realism & Rhythm (30%):

- **Hard Penalty:** Over-dramatized monologues or “stagey” declamations that destroy the scene’s tension.
- **Focus:** Does the response respect the **pacing of the moment**? High-stakes/urgent scenes usually require sharp, reactive lines, long-winded explanations in tense moments break immersion.

3. Sensory-Driven Modulation (30%):

- Does the voice feel like it was filtered through the “Eyes”?
- If the video shows the character is exhausted, is the line shorter and lower energy?

Scoring Anchors (5 Tiers):

- **0-20 (Tier 1: Disconnected):** Meta-responses, refusals, or completely out-of-universe logic.
- **21-40 (Tier 2: Static Caricature):** Sounds like a generic fan-fiction description. Overly wordy, ignores the video’s urgency, or uses “book-narrator” prose instead of speech.
- **41-60 (Tier 3: Rigid Profile):** Accurate to the text-only Profile, but “blind” to the video. The character acts the same in a forest battle as they would in a classroom.
- **61-80 (Tier 4: Believable Actor):** Consistent and shows clear awareness of the scene. The tone shifts correctly with the visual tension. Minor style gaps.
- **81-100 (Tier 5: Immersive Soul):** Elite performance. The line is concise, perfectly situated, and captures the character’s unique voice under the *exact* pressure shown in the video.

Output (for EACH model): [[Model Name]]

Subscores: Values=<0-100>, Style=<0-100>, Stakes=<0-100>

Score: <0-100>

Reason: <Focus on how the character’s static profile evolved/modulated in response to the specific video atmosphere>

{force_complete_msg}

Prompt: Evaluation Metric - Conversational Naturalism (CN)

Attention: You are a “Linguistic Stylist”. Your task is to evaluate the “Spoken Quality” of the response. Is it a real person talking, or an AI writing a book?

{profile_note}

Character Profile (for linguistic habits):

{context}

Conversation History:

{conversation}

Real Answer (Ground Truth): Reference only:

{gt_answer}

Candidate Responses (judge ONLY the spoken line):

{model_responses_block}

Scoring (0-100), compute 2 subscores then weighted total:

EVALUATION CRITERIA:

1. **Oral Realism (60%)**: Use of colloquial phrasing and natural sentence structures.
2. **Anti-Narrative Voice (40%)**: Penalize stage directions (*smiles*), “he said”, or bookish monologues.

SCORING ANCHORS (5 Tiers):

- 0-20 (Tier 1): Script/AI Voice; feels like a robot or contains “As an AI...”.
- 21-40 (Tier 2): Narrative Prose; structured like a book paragraph, too formal/polished for speech.
- 41-60 (Tier 3): Formal Dialogue; grammatically correct but stiff, like a formal interview.
- 61-80 (Tier 4): Colloquial Spoken; good flow, uses contractions and natural slang.
- 81-100 (Tier 5): Situated Utterance; feels like a “snippet” of real life—short and impactful.

Output Format:

For EACH model: [[Model Name]]

Subscores: Oral=<0-100>, Anti-Narrative=<0-100>

Score: <0-100>

Reason: <explain how the response avoids narrator-voice and achieves natural speech>

{force_complete_msg}

Table 6: Complete list of characters organized by franchise and role type (main/sub).

FILMS	ROLE	CHARACTERS			
The Lord of the Rings	Main	Frodo Pippin Legolas	Sam Aragorn Gandalf	Merry Gimli	
		Sub	Gollum	Bilbo Baggins	Saruman
			Arwen	Boromir	Elrond
	Galadriel		Celeborn	Sauron	
	Nazgul		Orcs	Eowyn	
	Grima		Eomer	Theoden	
	Faramir		Denethor	Ent	
	The Dead		The inn's doorman	The inn's front desk	
	Haldir	Uruk-hai	Denethor		
	Gamling	Black Numenorean			
Harry Potter	Main	Harry Potter	Ron Weasley	Hermione Granger	
		Albus Dumbledore	Severus Snape	Rubeus Hagrid	
		Minerva McGonagall	Voldemort	Draco Malfoy	
	Sub	Quirrell	Rolanda Hooch	Vernon Dursley	
		Petunia Dursley	Garrick Ollivander	Oliver Wood	
		Argus Filch	Percy Weasley	Sorting Hat	
		Neville Longbottom	Firenze	Seamus Finnigan	
		Dudley Dursley	Filius Flitwick	Molly Weasley	
		Fred Weasley	George Weasley	Dean Thomas	
		Gilderoy Lockhart	Tom Riddle	Lucius Malfoy	
		Dobby	Moaning Myrtle	Aragog	
		Professor Sprout	Arthur Weasley	Madam Pomfrey	
		Cornelius Fudge	Ginny Weasley	Remus Lupin	
		Sirius Black	Sybill Trelawney	Marjorie Dursley	
		Peter Pettigrew	Crabbe	Goyle	
		Moody	Rita Skeeter	Cedric	
		Madame Maxime	Cho Chang	Dolores Umbridge	
		Luna Lovegood	Mrs. Figg	Kreacher	
		Kingsley Shacklebolt	Bellatrix Lestrange	Nymphadora Tonks	
		Horace Slughorn	Lavender Brown	Cormac McLaggen	
		Narcissa Malfoy	Xenophilius Lovegood	Rufus Scrimgeour	
		Mundungus Fletcher	Scabior	Muriel	
		Pius Thicknesse	Corban Yaxley	Gellert Grindelwald	
		Griphook	Aberforth Dumbledore	Helena Ravenclaw	
		Snake in zoo	Sir Nicholas	James Potter	
		Lily Potter	Pansy Parkinson	Fat lady in portrait	
		Madam Rosmerta	Barty Crouch Jr.	Padma	
		Parvati	Barty Crouch Sr.	Igor Karkaroff	
		Zacharias Smith	Nigel	Leanne	
		Katie Bell	Elphias Doge	Mary Cattermole	
		Fenrir Greyback	Bogrod	Rose Granger-Weasley	
		Albus Severus Potter			