

Securing the Web with HSTS-Enforced

Aaron van Diepen
Delft University of Technology
Delft, The Netherlands

Adrian Zapletal
Delft University of Technology
Delft, The Netherlands

Fernando Kuipers
Delft University of Technology
Delft, The Netherlands

Abstract—TLS stripping attacks expose sensitive web traffic by forcing secure HTTPS connections to fall back to unencrypted HTTP. At present, protection against these attacks relies on website operators explicitly opting into security by deploying mechanisms such as HTTP Strict Transport Security (HSTS) headers. These mechanisms have significant limitations: some are weak or difficult to configure, which raises the risk of misconfiguration and reduces practical adoption; others violate HTTP backward compatibility; at least one can even be abused to enable unintended user tracking.

We introduce HSTS-Enforced, a mechanism that eliminates the remaining attack surface for TLS stripping while still allowing operators to securely specify that their websites need to be accessed over HTTP when necessary, thereby maintaining accessibility. To achieve this, we flip the current opt-in security model to an opt-out model: all connections default to HTTPS, and operators can explicitly opt out if their websites require HTTP using so-called HTTP-Required indicators. We propose two such HTTP-Required indicators: a new DNS record and an HTTP-Required Preload list. We evaluate HSTS-Enforced under multiple deployment scenarios, demonstrating that it blocks all practical TLS stripping attempts while maintaining compatibility for sites that require HTTP – without introducing overhead in the typical case. Finally, we outline a practical transition path to accelerate global adoption.

Index Terms—Transport Layer Security (TLS), HTTPS, HTTP Strict Transport Security (HSTS), Domain Name System (DNS), SSL stripping, Downgrade attacks, Web security, Secure-by-default

I. INTRODUCTION

The initial milestone in web security was the introduction of HTTPS (Hypertext Transfer Protocol Secure) [1], a protocol that employs TLS (Transport Layer Security) to encrypt communications between clients and servers, ensuring data confidentiality and integrity even if transmissions are intercepted.

Despite this, a practical challenge remains: web clients must implicitly determine whether to initiate a secure HTTPS connection or fall back to unsecured HTTP (Hypertext Transfer Protocol). A man-in-the-middle attacker can perform TLS stripping (§II-A), which is an attack that forces connections to use unencrypted HTTP. Several mechanisms exist to protect against TLS stripping. However, each suffers from notable limitations. These limitations motivate the design of a more robust and deployable protocol with the following requirements: strong security guarantees, resilience to misconfiguration, ease of achieving secure configurations, interoperability with HTTP when needed, and preservation of user privacy (§II-B). We

review existing approaches and analyze the extent to which current protocols fail to satisfy these objectives (§II-C).

To address the shortcomings of existing approaches, we propose HSTS-Enforced (§III-A), a mechanism that builds on HSTS (HTTP Strict Transport Security) [2]—a policy that instructs web clients to interact with a given website exclusively over HTTPS for a specified duration—by making this behavior the default for all websites. Rather than requiring operators to opt into this state, web clients default to only creating HTTPS connections unless website operators explicitly allow the use of HTTP by specifying an HTTP-Required indicator. We propose two such HTTP-Required indicators (§III-B): (1) a new DNS (Domain Name System) record, HTTPREQ, which leverages the cryptographic chain of DNSSEC (DNS Security Extension) to prove that a website requires HTTP, and (2) an HTTP-Required Preload list, which functions similarly to HSTS Preloading but “in reverse”, i.e., it pre-configures websites to allow HTTP. We also disable HSTS by default in some special cases where it is convention to do so and propose some additional accessibility features to mitigate the downsides of the secure-by-default behavior of HSTS-Enforced (§III-C). To further improve the accessibility of websites, we use the additional security provided by HSTS-Enforced to optimize the connection process of web clients (§III-D). We implement HSTS-Enforced, the proposed indicators, and the optimized connection process in the Chromium browser and several DNS software suites (§IV) and use it to show that HSTS-Enforced prevents TLS stripping without inducing significant overhead (§V). Finally, we outline a practical transition path to accelerate global adoption of HSTS-Enforced (§VI).

II. BACKGROUND & RELATED WORK

A. TLS Stripping Attacks

TLS stripping is a downgrade attack in which an adversary forces a web client to communicate over unencrypted HTTP even though the target website supports HTTPS [3], [4]. The attack exploits the common web client behavior of reverting to HTTP when an HTTPS connection attempt fails. By actively blocking HTTPS traffic, a man-in-the-middle can prevent the establishment of a TLS session and coerce the client into using plaintext HTTP.

Once the connection is downgraded, the attacker can eavesdrop on sensitive data such as authentication credentials and personal information or modify the traffic in transit to inject malicious content. Depending on the attacker’s network position, these attacks can target all users accessing a specific

website or all websites accessed by a particular user or group of users.

Threat Model. We assume an attacker positioned anywhere along the network path between client and server (e.g. a malicious Wi-Fi hotspot operator, a compromised ISP router, or a nation-state interceptor). The attacker can intercept, block, delay, and replay encrypted traffic; if traffic is unencrypted, they can also read, modify, and forge messages. The attacker has no direct control over either endpoint: they cannot compromise the user’s device or the remote server, install software, or steal cryptographic keys.

This threat model gives the attacker several concrete capabilities. They can perform TLS stripping to silently downgrade HTTPS connections to HTTP as described in §II-A. They can also tamper with DNS responses, since these travel in plaintext. DNSSEC mitigates this by cryptographically signing responses, making silent modification detectable. However, the attacker can still drop responses to cause lookup failures. DoH (DNS-over-HTTPS) encrypts DNS queries in transit but does not solve the underlying problem: it merely shifts trust to the resolver, which could return fraudulent responses to the client. Furthermore, DoH requires the user to both explicitly enable it and select a resolver they trust. We consider this an unreasonable burden to place on general users, who should not need to reason about the trustworthiness of DNS infrastructure to browse the web securely.

B. The Goal

We seek a solution that *fully* secures web connections against TLS stripping attacks and all subsequent attacks against HTTP by the attacker outlined in our threat model. The strawman solution would be to never use HTTP at all. However, there are valid reasons for using HTTP: old systems may have performance limitations that impede cryptographic operations; website operators may require HTTP for testing purposes; some website operators are simply not willing to acquire an X.509 certificate; and finally, local routing devices, such as routers and wireless extenders, commonly provide a configuration interface that is hosted directly on the device, and including an X.509 certificate would allow malicious users to extract the private key linked to the certificate.

Desiderata. We derive a set of desiderata for a mechanism that prevents TLS stripping attacks:

- ① *Maximum security.* The mechanism should comprehensively prevent TLS stripping attacks.
- ② *Resilience against misconfigurations.* Incorrect configurations should not lead to a loss of security.
- ③ *Minimum effort.* Operators should be able to reach the maximum level of security as easily as possible.
- ④ *No strict enforcement.* The mechanism shall allow connections over HTTP when explicitly enabled by operators and for some special exceptions, provided this is done in a secure and controlled manner.
- ⑤ *No user tracking.* The mechanism should not enable websites to track users via user-specific responses.

TABLE I: Comparison of TLS Stripping Prevention Mechanisms Against Defined Desiderata (§II-B).

Mechanism	Desiderata				
	①	②	③	④	⑤
HSTS Headers [2]	✗	✗	✗	✓	✗
HSTS Preloading [5]	✓	✗	✗	✓	✓
HTTPS Records [6]	✓	✗	✗	✓	✓
HTTPS-First Mode [7]	✗	✓	✓	✓	✓
HTTPS-Only Mode [8]	✓	✓	✓	✗	✓
HSTS-Enforced	✓	✓	✓	✓	✓

C. Related Work

This section mostly focuses on prior solutions that aim to prevent TLS stripping and evaluates whether they fulfill our desiderata (§II-B). Table I summarizes the results. The remainder of this section addresses work that, while relevant, has a less direct connection to TLS stripping.

HSTS Headers [2] are communicated as part of an HTTPS response, after which a web client stores them in their cache. This enables HSTS for that website, which enforces connections to a website to use HTTPS with a trusted certificate. Nevertheless, HSTS headers *fail to provide maximum security* ①; although they secure subsequent connections, the first connection to a website is still vulnerable to attacks. To prevent accessibility issues, HSTS headers specify how long they should be cached; after they expire, connections become vulnerable again. Additionally, the cache is considered part of the client’s history; deleting the history clears the stored HSTS headers. They are also *not resilient against misconfigurations* ②: many websites send erroneous HSTS headers, causing user agents to not enable HSTS for these websites [9]–[12]. Additionally, configuring HSTS headers requires more than *minimum effort* ③, causing many websites to not adopt them [9]–[11], [13]–[16]. Measurement results range from an adoption rate of 0.6% on a list of websites obtained by scanning IP addresses for open HTTPS ports [10] to 46% on a list of the top one thousand websites [11]. Finally, because HSTS headers are part of HTTPS responses, which can differ per user, they *unwittingly facilitate user tracking* ⑤ [17].

HSTS Preloading [5] relies on the HSTS Preload list, which is a list maintained by the Chromium project [18]. Any website included in the list is pre-configured to always enable HSTS. The list removes the need for HSTS headers to be communicated using HTTPS, which mitigates some vulnerabilities of HSTS headers. However, the list does *not provide resilience against misconfigurations* ② and *fails to require minimum effort* ③: website operators can request their domain to be added to the HSTS Preload list using a registration website maintained by Chromium [5], but the registration process requires correct configuration of website redirects and HSTS headers, causing the HSTS Preload list to see very low adoption rates by website operators [9], [10]. Through manual

scanning, we found that the websites of most major international banks are not on the list, although banking websites are precisely the ones that should protect against TLS stripping attacks. Additionally, if the configuration required for addition to the list is ever broken, anyone can request the domain's removal. Currently, there are only around 165,000 domains on the list that have not broken their configuration [19], which is a relatively low number considering the size of the Internet.

One additional note is that even when websites are on the HSTS Preload list, they remain somewhat vulnerable. To allow greater accessibility any release of the list is only deemed valid for a certain duration. While it is hard for an active attacker to abuse this property, it is more realistic that a user could fail to update their web client for a given duration. The entries on the list would then be considered invalid, which would circumvent its security entirely until the web client is updated.

HTTPS Records [6] are DNS records that indicate which HTTPS versions a domain supports. Theoretically, a DNSSEC-verified negative response for such records could be treated as an opt-out of HSTS. However, since negative DNSSEC responses are automatically generated when a zone is signed, this mechanism would require a broad adoption of HTTPS records by all websites that do not wish to opt-out, and the accidental removal of these records would lead to a loss of security. These issues have been shown to be common [20]–[22]. Therefore, HTTPS records do not provide *resilience against misconfigurations* ② and do not require *minimum effort* ③. Similarly, any other DNS record that operates under an opt-in security model, such as for example using *DANE (DNS-based Authentication of Named Entities) records* would fail the same desiderata.

HTTPS-First Mode [7] is a client-side policy that attempts to establish every connection over HTTPS before falling back to HTTP. This mechanism fails to provide *maximum security* ①. Its security is opportunistic rather than absolute. An active adversary can exploit this by blocking the HTTPS connection, causing the client to proceed over HTTP.

HTTPS-Only Mode [8] is another feature mostly integrated into browsers. Previously known as the browser extension *HTTPS Everywhere* [23], it blocks all HTTP connections using a user-facing warning. Unlike HTTPS-First mode, HTTPS-Only mode is not enabled by default in most browsers and can be enabled through the settings if desired. This mechanism fulfills all desiderata but breaks accessibility on websites that are restricted to HTTP. Thus, it fails to *not strictly enforce HTTPS* ④. The only difference to our strawman solution (§II-B) is that users can still ignore warnings to access insecure websites. However, doing so effectively leads to the loss of *maximum security* ①. The primary limitation of this mechanism is its heavy reliance on users to determine whether it is acceptable to disregard a given warning.

Combinations of mechanisms can be and are being used. However, for a combination to provide *resilience against misconfigurations* ②, require *minimum effort* ③, and *not strictly enforce HTTPS* ④, all mechanisms used in the combination must fulfill these three desiderata. There exists no combina-

tion of two mechanisms such that both mechanisms fulfill these three desiderata. Hence, no combination fulfills all five desiderata.

Complementary research has been done related to TLS stripping. A recent proposal extends HSTS headers to unify them among a group of users in order to prevent user tracking [24]. However, this proposal does not address the other issues of HSTS headers. Additionally, it is limited to websites with many distinct visitors.

A plethora of work aims to increase web security in ways that are orthogonal to HSTS-Enforced, for instance, by securing certificates [25]–[32] or by protecting against attacks such as cross-site-scripting [33]–[37]. Other work focuses on improving privacy and anonymizing users. Most famously, onion routing [38] and garlic routing [39] enable users to browse the web privately. The recently proposed Lightweb [40] anonymizes communication while protecting against traffic analysis attacks. Nevertheless, without HSTS, one can bypass certificates both in the conventional web and in exit nodes in onion and garlic routing, and Lightweb relies on the security of the conventional web to authenticate users.

Several mechanisms have been developed to enhance security in various contexts, such as DANE [41], MTA-STS (Mail Transfer Agent Strict Transport Security) [42], and SSHFP (Secure Shell Fingerprint) [43]. None of these mechanisms, however, prevent TLS stripping attacks. An important thing to note is that their adoption has remained limited, likely because participation is opt-in.

III. HSTS-ENFORCED

We propose HSTS-Enforced, a solution where websites default to HSTS and can explicitly opt out of security rather than opting in. In what follows, we provide an overview of HSTS-Enforced and explain how it fulfills our goals (§III-A), propose two indicators used to opt out of security §III-B), discuss some special cases where we disable HSTS by default and propose some additional accessibility features (§III-C). Finally, we use the additional security provided by HSTS-Enforced to optimize the connection process of HSTS (§III-D).

A. Overview

By default, HSTS-Enforced enables HSTS for all websites. If the use of HTTP is desired, operators can explicitly opt out of HSTS. By ensuring opt-outs are unspoofable, we achieve *maximum security* ①. By defaulting to HSTS, we *prevent misconfigurations from stifling security* ②. Moreover, because operators no longer need to explicitly opt into security, HSTS-Enforced requires *minimum effort to secure web connections* ③. *We do not force all connections to use HTTPS* ④: websites can indicate that they opt out of security. Finally, because HSTS-Enforced prevents user-specific HSTS settings, it *prevents websites from using HSTS state to track users* ⑤.

In what follows, we provide an overview of our two proposed HTTP-Required indicators and explain how they maintain security and prevent introducing new tracking vectors (§III-B) To facilitate usability of web clients, we disable HSTS

in some special cases where it is convention to do so and propose some additional accessibility features (§III-C). Finally, we detail an optimized connection process that minimizes the instances requiring resolution of an indicator and maximizes website accessibility (§III-D).

B. HTTP-Required Indicators

To opt out of HSTS, websites should use HTTP-Required indicators. Such indicators must satisfy two demands: (I) *the indicators must not be spoofable*, and (II) *web servers cannot provide a unique (set of) indicator(s) per user*. These properties prevent the reintroduction of weaknesses that could enable TLS stripping or user tracking. We propose two such indicators: the HTTP-Required Preload list and the HTTPREQ DNS record. When scanning for HTTP-Required indicators, the order of checking indicators should be optimized to reduce network traffic and latency. For our proposed indicators, HSTS-Enforced first reads the HTTP-Required Preload list and then checks for the presence of an HTTPREQ record, as this order minimizes the amount of DNS traffic. Fig. 1 illustrates the process of checking whether HSTS is enabled or disabled with our proposed indicators.

HTTP-Required Preload list. This list functions like the HSTS Preload list in reverse: it enumerates domains (and optionally their subdomains) that opt out of HSTS. The list is frequently redistributed and contains an expiration date; entries are re-verified before each release. We envision the registration service to distribute the latest version of the list every six weeks, which matches the current update interval for the HSTS Preload list. Operators request inclusion via a registration website; the service verifies from multiple secure vantage points that HTTP responses carry an HTTP-Required header, analogously to Let’s Encrypt’s domain validation [44], which ensures headers are consistently served worldwide and prevents routing-based attacks (I). Similar to the HSTS Preload list, the HTTP-Required Preload list is integrated directly into clients, preventing user-specific indicators (II). If the list expires without a client update, access to HTTP-only sites is blocked—a preferable trade-off to compromised security.

HTTPREQ DNS record. We introduce the “*HTTPREQ*” DNS record, which leverages the cryptographic chain of DNSSEC to create a secure indicator. The presence of this DNS record, combined with a valid DNSSEC signature, serves as the indicator. Web clients should verify the full cryptographic chain locally in order to make the indicator unspoofable (I). Using DNS to distribute this information satisfies demand I, as DNS tends to propagate records consistently, ensuring that all receivers access the same information.

We allow users to add additional trust anchors for DNSSEC to their web clients that are only valid for a limited set of domains. Signing an HTTPREQ record using such a custom trust anchor instead of the original chain of trust allows the record to be accepted as a valid HTTP-Required indicator by anyone who adds the same trust anchor. With custom trust anchors, system administrators can securely disable HSTS for a limited group of systems. To use the custom trust anchors,

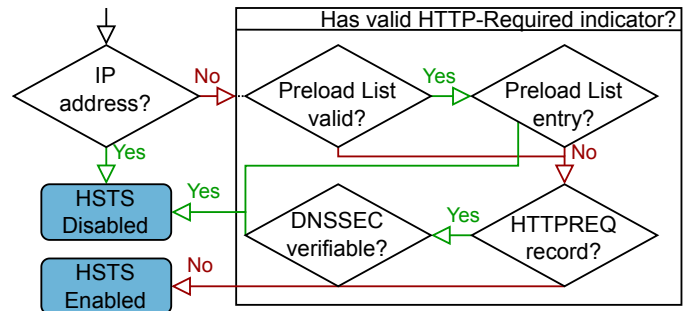


Fig. 1: The process of checking whether HSTS is enabled for a domain with HSTS-Enforced.

website operators do not need to add records to the primary DNS server; they can configure the DNS server specified by the network or their systems to mirror the primary DNS server and extend it with the required records. This facilitates use cases such as HTTP-based web services inside a secure VPN (Virtual Private Network) without exposing their usage to potentially malicious outsiders.

C. Accessibility

To facilitate accessibility, HSTS-Enforced disables HSTS by default in some special cases: it disables HSTS for requests that use an IP address (not a domain name), localhost, an mDNS (Multicast DNS) [45] domain, or a domain that is reserved for policy or technical reasons [46], as certificates are not distributed for these addresses.

Local routing devices (e.g., routers or extenders) require careful consideration. During initial setup, these devices are often connected directly to a computer or mobile device. They use this privileged position to override DNS responses to make their configuration panels accessible via custom domains (e.g., *fritz.box*). HSTS-Enforced connections can block access to panels using this feature, since valid certificates are often missing. Configuration of an HTTP-Required indicator is possible, which would allow these panels to keep functioning normally. However, some of these domains are not owned by the device vendor, are simultaneously used for public websites, which need to be secure, or exist under unreleased TLDs (top-level domains). For domains under unreleased TLDs, providing an exception is possible, but these exceptions should be actively monitored in case the TLD is created. If supported, the configuration panels remain accessible through their mDNS domain [45]. As a last resort, they also remain accessible using their IP (Internet Protocol) address. Browsers could assist in identifying the IP address of these devices by providing an internal page. By scanning network interfaces and listing default gateways, which share an IP address with the configuration panels during initial configuration, a simple overview with links to the panels can be created.

Captive portals are web pages that users must interact with before getting full access to a public internet connection. These portals should use an HTTPS login page with a valid certificate and DNS-based redirects. Alternatively to DNS-

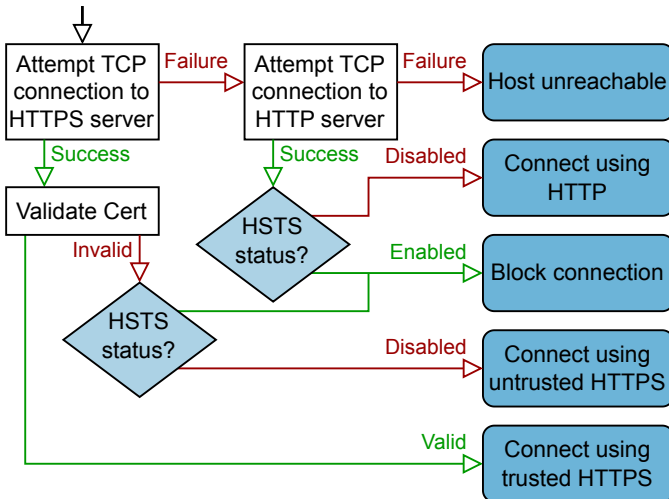


Fig. 2: The connection process with HSTS-Enforced when HTTPS or no protocol are specified in the URL scheme. Nodes labeled “HSTS status?” perform the process shown in Fig. 1.

based redirects, OS-level captive portal detection can be used. However, in case a captive portal only supports HTTP redirects, users can manually visit a known HTTP URL (e.g., <http://neverssl.com>) to trigger the portal, as is already required when using a web client that supports HTTPS-First Mode [7]. Although we strongly recommend against using HTTP or untrusted HTTPS for login pages, if providing a trusted HTTPS connection is not viable, access could be provided via a domain with an HTTP-Required indicator, an mDNS domain, or through the server IP.

D. Connection Process

HSTS-Enforced decides which connections should be made based on which scheme is specified in the URL and on the HSTS state of a website. In all cases, HSTS-Enforced delays checking the HSTS status until right before making an unsecure connection. In the common cases of *no scheme* or *HTTPS*, HSTS-Enforced always first attempts to establish a connection to the website’s HTTPS server using a trusted certificate and falls back to untrusted HTTPS and HTTP only if HSTS is disabled (Fig. 2). When *HTTP* is explicitly specified in the URL, HSTS-Enforced follows this directive by first trying to establish an HTTP connection if allowed and will always attempt to fall back to HTTPS if unsuccessful (Fig. 3). Attempts to establish a trusted HTTPS connection will often succeed [47]. In case an HTTPS server is found but the certificate it replies with is untrusted, HSTS-Enforced will always check whether HSTS is disabled before establishing such connections. When attempting an HTTP connection, HSTS-Enforced will first check if an HTTP server even exists. Since HTTP relies on TCP, checking if an HTTP server exists does not require possibly sensitive data to be sent but only requires an attempt at establishing a connection. If an HTTP server can not be found, HSTS-Enforced can skip checking the HSTS status in favor of immediately attempting trusted

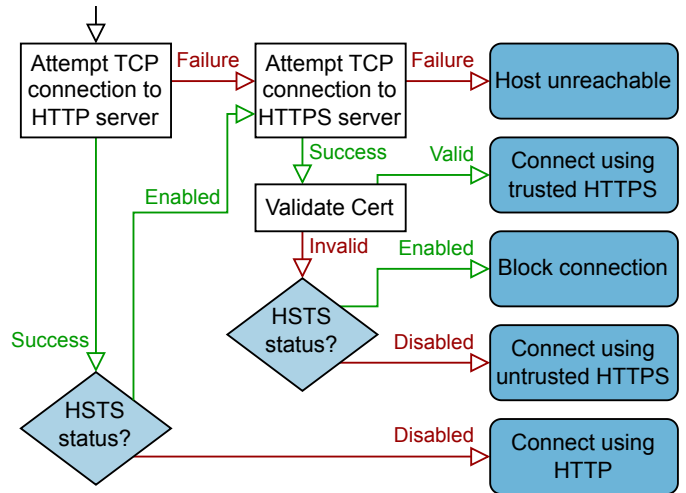


Fig. 3: The connection process with HSTS-Enforced when HTTP is specified in the URL scheme. Nodes labeled “HSTS status?” perform the process shown in Fig. 1.

HTTPS connections if not attempted before. If an HTTP server is found, it continues by checking the HSTS status and only allows the connection if it is disabled. If HSTS-Enforced cannot reach the HTTP server or if HSTS is enabled, it switches to HTTPS.

IV. IMPLEMENTATION

To demonstrate the feasibility and assess the performance of HSTS-Enforced, we provide a complete implementation. This implementation includes a modified browser that uses HSTS-Enforced to initiate web connections and can request and verify the proposed HTTP-Required indicators. Additionally, we implement the DNS-based HTTP-Required indicator within a DNS server and resolver. The full source code is available in the accompanying Git repository [48].

Chromium implementation. We modified the Chromium browser [18] to add support for HSTS-Enforced. We removed all code related to HSTS headers, the HSTS cache, and the HSTS Preload list, as it conflicts with HSTS-Enforced. Afterwards, we added the functionality for checking HTTP-Required indicators and modified Chromium’s connection setup to follow the procedure described in §III-D.

HTTP-Required Preload list. We implemented a web service for website operators to request addition to the HTTP-Required Preload list, including a REST API and a website with a graphical user interface. The service accepts requests for addition and verifies their validity. It stores accepted entries in a database. Moreover, a recurring task checks all entries in the database for compliance every six weeks. Thereafter, it publishes a new version of the list.

We added the HTTP-Required Preload list to Chromium. Its implementation is similar to that of the HSTS Preload list: it represents the list as a Huffman-encoded trie [49], [50]. This data structure uses little memory and enables searching the list in linear time relative to the length of the domain name.

Web server availability	HTTP		untrusted HTTPS		HTTP + untrusted HTTPS		HTTP + HTTPS		HTTPS	
URL Scheme	HTTP/HTTPS/None		HTTP/HTTPS/None		HTTP/HTTPS/None		HTTP/HTTPS/None		HTTP/HTTPS/None	
No valid HTTP-Required indicator	🛡️		🛡️		🛡️		🟢		🟢	
∃ valid HTTP-Required indicator	🟡		🟡		🟡		🟡		🟢	

TABLE II: Results of connection attempts to websites hosting different combinations of web servers, depending on the protocol specified in the URL and whether there is a valid HTTP-Required indicator or not. To keep the table compact, columns for which the URL scheme does not affect the outcome have been combined. 🟢 indicates a connection using trusted HTTPS. 🛡️ indicates a blocked connection to an unsecure server. 🟡 indicates a connection using HTTP. 🟠 indicates a connection using untrusted HTTPS.

HTTPREQ DNS record. We added support for the HTTPREQ record to three DNS projects: PowerDNS [51], BIND [52], and Unbound [53].

We chose PowerDNS for its flexible backend database support, which allows seamless integration with most web-based DNS management panels. Our BIND implementation serves as a secondary server and provides the `dig` and `delv` tools for testing server configurations. Unbound offers `libunbound`, a library that can be easily integrated into other projects to facilitate DNS resolution and signature validation.

To implement HTTPREQ record resolution in Chromium, we integrate the `libunbound` library, as Chromium does not natively support DNSSEC verification and DoH does not suffice. We create a single shared `libunbound` context in Chromium’s network process, configured with the default and any user-specified DNSSEC trust anchors. When the presence of a HTTPREQ record needs to be checked, the connection instantiator uses this `libunbound` context to resolve the record and validate its signature.

V. EVALUATION

We verified that HSTS-Enforced improves web security as intended and typically induces no overhead. However, upon attempting to visit an unsecure website, the DNSSEC resolution and validation process can slightly prolong the connection setup. We detail our experiments hereafter.

A. Setup

We deployed web servers that support HTTP, trusted HTTPS, or untrusted HTTPS, as well as recursive and authoritative DNS servers by deploying them in Docker containers. Our modified Chromium served as a user agent that ran directly on our system and connected to the servers inside the Docker containers. We simulated an RTT (Round-Trip Time) of 20 ms between the user agent and the recursive DNS server functioning as their external resolver by adding 10 ms delay in each direction using `netem`. Moreover, we registered a public domain, created and registered the required DNSSEC keys, requested a trusted HTTPS certificate, and self-signed another certificate to be able to test all aspects of HSTS-Enforced.

B. Security and Effectiveness

We verified that *HSTS-Enforced correctly prevents TLS stripping attacks* by blocking connections that use HTTP or untrusted HTTPS when no valid HTTP-Required indicator is present. It allows connections to such servers if and only if an indicator is present and always allows connections to trusted

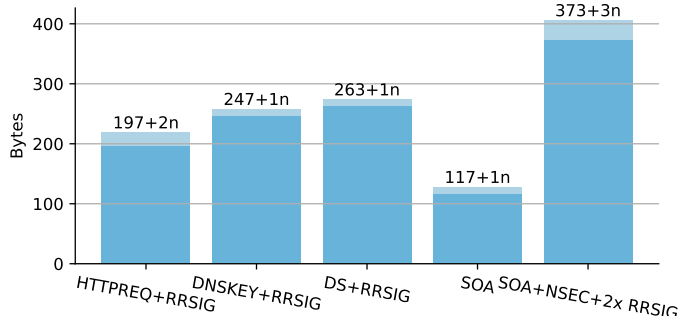


Fig. 4: Packet sizes of DNS records used during resolution of a DNSSEC-based HTTP-Required Indicator, where n denotes the length of the requested domain name.

HTTPS servers. The mechanism also respects user preferences: if permitted through an indicator, it employs HTTP when explicitly specified through the scheme. Furthermore, when an indicator is present and the website is only served over a single connection type, a web client using HSTS-Enforced consistently uses that connection type, irrespective of the specified scheme. Table II summarizes these results.

Additionally, we verified that adjusting the system time does not compromise the security of HSTS-Enforced. Advancing the system time causes an earlier expiration of the HTTP-Required Preload list, which then no longer disables HSTS. Thus, HSTS-Enforced prevents time-based attacks aimed at breaking TLS stripping protection. Without HSTS-Enforced, such attacks remain feasible against the HSTS Preload list [54]. Failing to update the web client for an extended period results in a security posture comparable to a time-based attack; however, as our evaluation shows, resistance to TLS stripping remains unaffected in both scenarios.

C. Network Load

HSTS-Enforced causes additional network traffic when verifying an HTTPREQ record. However, *its impact is minuscule* because it induces but a few DNS packets, which are small in size. Additionally, it only induces DNS traffic in the first place when the website provides HTTP, the user explicitly specifies HTTP, and no other indicator is specified. Fig. 4 shows the packet sizes of HSTS-Enforced DNS packets. They are at most around 400 bytes (for a signed negative response with a signed SOA and NSEC record), but most packets are even smaller. The size of a signed HTTPREQ response is around 220 bytes. Signed DNSKEY and DS responses used to verify the signature are around 260 and 270 bytes.

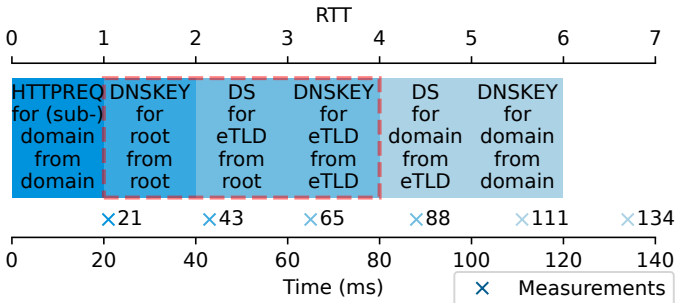


Fig. 5: Resolution times for verifying the HTTPREQ record, depending on which records are not cached and must be requested. Equal colors denote linked records, which are typically both cached if one of them is. The records outlined by the dashed red line are typically already cached due to previous resolutions.

D. Connection Delay

In most cases, *HSTS-Enforced* does not induce additional delay. It only adds some delay when verifying an HTTPREQ indicator because the DNSSEC resolution can take one or more RTTs. This delay only occurs when one attempts to initiate an unsecure connection to a website that supports such connections and the domain has an HTTPREQ record. It is the result of a trade-off between fast access to an unsecure website and protecting against TLS stripping attacks. In the case of a negative response for an HTTPREQ record or any DNSSEC keys, we assume no indicator to be present. Fig. 5 illustrates how many RTTs the resolution takes depending on which records must be retrieved and the actual times it took in our measurements, which are slightly longer than multiples of the RTT due to processing time. In the worst case, the resolution could take six RTTs – in our measurements, the worst case took 134 ms with an RTT of 20 ms. This worst case should rarely occur in actuality, because most of the records that are part of the DNSSEC chain are cached locally from previous requests. The likelihood that a record is cached locally increases for records higher up in the chain. Furthermore, DS and DNSKEY pairs are always used in tandem. If one of them is cached, usually both are. In a typical scenario, the DNSKEY for root is already cached and so are the DS and DNSKEY for the TLD. Hence, the typical verification process when visiting an unsecure website the first time should take around three RTTs to the resolver. Additionally, because DNS response packets are small (a few hundred bytes at most, §V-C), caching many of them is inexpensive.

E. Disk and Memory Usage.

To ensure compatibility with existing systems, we measured the differences in disk and memory usage of Chromium with and without HSTS-Enforced. Both the Debian package size and the memory usage after a clean install vary by less than one percent between the two versions. We attribute this minimal difference to the fact that the removal of HSTS headers effectively offsets the inclusion of *libunbound* in both.

Further improvements could be achieved either through deeper integration of *libunbound* or by extending the existing DNS resolver with DNSSEC support, which would eliminate the need for *libunbound* entirely.

VI. TRANSITION STRATEGY

We propose a phased transition to HSTS-Enforced that allows website operators time to adjust before strict enforcement. During this period, operators of websites that support only HTTP connections must deploy one of the HTTP-Required indicators or upgrade their site to HTTPS. The transition could be supported by a service enabling operators to verify required actions for their sites. Additionally, a user-assisted service could, through browser extensions, gather a list of websites needing configuration updates, allowing a central entity to reach out to their operators.

After a transitional period, which should be long enough for operators to implement the necessary measures, HSTS-Enforced can be rolled out via browser updates. We anticipate its adoption extending beyond web browsers to all web clients that support HTTP. This includes command-line tools (e.g., *wget* and *curl*) and web request libraries (e.g., Python’s *requests*, Java’s *HttpClient*, Node.js *axios*, and Go’s *net/http*), all of which are susceptible to TLS stripping when an incorrect scheme is specified, because prevailing implementations prioritize the user’s explicit selection of HTTP over secure defaults.

VII. DISCUSSION

Adoption of DNSSEC is not a significant limitation for HSTS-Enforced. According to a recent measurement [47], approximately 92.1% of web visits are served over HTTPS, making HSTS enforcement safe and advantageous for most sites. DNSSEC only has to be enabled for those websites that can not adopt HTTPS and want to deploy the DNS based indicator. For most of these websites, DNSSEC is a viable option to deploy: all 2820 ICANN-accredited registrars [55] and 93.7% of the TLDs present in the root zone support DNSSEC [56]. In total, there are 91 TLDs that do not support DNSSEC. These TLDs mostly host only government or organizational sites that likely support HTTPS. If deployment of HTTPS and this indicator is unfeasible, operators can fall back to another indicator such as the HTTP-Required Preload list.

The length of the HTTP-Required Preload list is anticipated to be significantly smaller than the HSTS Preload list. The HTTP-Required Preload list would primarily cover the limited set of non-local, non-DNSSEC domains that have a hard requirement for HTTP. It is practically impossible to predict the actual length of the list. However, given that these are relatively unpopular TLDs and only 2.4% of web visits rely on HTTP [47], we anticipate that the HTTP-Required Preload list may be significantly smaller than the HSTS Preload list.

HSTS-Enforced improves upon HTTPS-First in two ways. (I) It only falls back to HTTP if a secure indicator is configured. (II) If allowed by the website operator and explicitly

indicated by the URL scheme, an HTTP connection will be attempted first. These two changes improve both security and usability of web clients.

HSTS-Enforced improves upon HTTPS-Only by allowing HTTP when specified by the website operator through secure indicators without showing an interrupting error page and relying on end-users to make decisions regarding their security, increasing accessibility for the average user without compromising security.

Network-level security mechanisms remain functional when correctly configured. Intermediary systems, such as TLS interception, function normally when client devices are configured to trust the necessary certificates. Emergency certificate revocation works reliably to block revoked certificates and replacement certificates are effective as long as the new certificates are valid.

VIII. FUTURE WORK

Governance of the HTTP-Required Preload list could be decentralized or blockchain-based which would add transparency but also introduce operational complexity. Therefore, governance by a neutral instance such as a standards organization or non-profit Internet governance body with secondary verification by independent entities such as browser developers is desirable.

Alternative HTTP-Required indicators could be added; however, these must fulfill the requirements outlined in §III-B. During the development of HSTS-Enforced, we evaluated several additional candidate indicators, such as signed HTTP headers, opt-in HTTPS headers, or an X.509 certificate extension. The first two of these indicators fail because a web server can vary them per user, enabling potential tracking. X.509 certificate extensions fulfill the requirements; however, it requires an HTTPS server to serve the X.509 certificate, which is often missing when HTTP is needed, making deployment impractical.

IX. CONCLUSION

We have described HSTS-Enforced, a mechanism where web connections are secured by default, and operators can use simple yet robust methods to opt out of security if they require HTTP. We proposed two HTTP-Required indicators to enable this opt-out while leaving room for additional indicators. As shown, HSTS-Enforced secures web connections against attacks that remain possible with the current system around HSTS with limited overhead. We hope that HSTS-Enforced will be adopted as the next step in securing the web.

ACKNOWLEDGEMENTS

We thank the anonymous reviewers and Chenxing Ji for their comments, and we acknowledge the open-source tools and frameworks used in this work, whose continued development and maintenance supported the implementation and evaluation of the proposed mechanism. This research was supported by the National Growth Fund through the Dutch

6G flagship project “Future Network Services” and the Netherlands Organisation for Scientific Research (NWO) under the CATRIN project.

REFERENCES

- [1] E. Rescorla, “HTTP Over TLS.” RFC 2818, 2000.
- [2] J. Hodges, C. Jackson, and A. Barth, “HTTP Strict Transport Security (HSTS).” RFC 6797, 2012.
- [3] M. Marlinspike, “New Tricks for Defeating SSL in Practice.” Black Hat DC. <https://www.blackhat.com/presentations/bh-dc-09/Marlinspike/BlackHat-DC-09-Marlinspike-Defeating-SSL.pdf>, 2009.
- [4] M. Marlinspike, “More Tricks for Defeating SSL in Practice.” Black Hat USA. <https://www.blackhat.com/presentations/bh-dc-09/Marlinspike/BlackHat-DC-09-Marlinspike-Defeating-SSL.pdf>, 2009.
- [5] The Chromium Authors, “HSTS Preload List Submission.” HSTS Preload List Submission. <https://hstspreload.org/>, 2012.
- [6] B. M. Schwartz, M. Bishop, and E. Nygren, “Service Binding and Parameter Specification via the DNS (SVCB and HTTPS Resource Records.)” RFC 9460, 2023.
- [7] Mozilla Support Community, “HTTPS-First Upgrades to Secure Connections.” Mozilla Support. <https://support.mozilla.org/en-US/kb/https-first>, 2025.
- [8] Mozilla Support Community, “HTTPS-Only Mode in Firefox.” Mozilla Support. <https://support.mozilla.org/en-US/kb/https-only-prefs>, 2025.
- [9] J. Amann, O. Gasser, Q. Scheitle, L. Brent, G. Carle, and R. Holz, “Mission Accomplished? HTTPS Security after DigiNotar,” in *ACM IMC*, 2017.
- [10] I. S. Petrov, D. I. Peskov, G. Coard, T. Chung, D. R. Choffnes, D. Levin, B. M. Maggs, A. Mislove, and C. Wilson, “Measuring the Rapid Growth of HSTS and HPKP Deployments,” in *IET CANS*, 2017.
- [11] S. Roth, S. Calzavara, M. Wilhelm, A. Rabbitti, and B. Stock, “The Security Lottery: Measuring Client-Side Web Security Inconsistencies,” in *USENIX Security*, 2022.
- [12] H. Siewert, M. Kretschmer, M. Niemiets, and J. Somorovsky, “On the Security of Parsing Security-Relevant HTTP Headers in Modern Browsers,” in *IEEE S&P Workshops*, 2022.
- [13] W. Buchanan, S. Helme, and A. Woodward, “Analysis of the Adoption of Security Headers in HTTP,” *IET Information Security*, vol. 12, no. 2, 2017.
- [14] A. Lavrenovs and F. J. R. Melón, “HTTP Security Headers Analysis of Top One Million Websites,” in *International Conference on Cyber Conflict (CyCon)*, 2018.
- [15] A. Mendoza, P. Chinpruthiwong, and G. Gu, “Uncovering HTTP Header Inconsistencies and the Impact on Desktop/Mobile Websites,” in *ACM WWW*, 2018.
- [16] S. de los Santos and J. Torres, “Analysing HSTS and HPKP Implementation in Both Browsers and Servers,” *IET Information Security*, vol. 12, no. 4, 2018.
- [17] P. Syverson and M. Traudt, “HSTS Supports Targeted Surveillance,” in *USENIX FOCI*, 2018.
- [18] The Chromium Projects, “Chromium.” Chromium. <https://www.chromium.org/home/>, 2024.
- [19] Mozilla, “Firefox Preload List.” <https://searchfox.org/mozilla-central/source/security/manager/ssl/nsSTSPreloadList.inc>, 2024.
- [20] T. Chung, R. van Rijswijk-Deij, B. Chandrasekaran, D. Choffnes, D. Levin, B. M. Maggs, A. Mislove, and C. Wilson, “A Longitudinal, End-to-End View of the DNSSEC Ecosystem,” in *USENIX Security*, 2017.
- [21] T. Dai, H. Shulman, and M. Waidner, “DNSSEC Misconfigurations in Popular Domains,” in *CANS*, 2016.
- [22] H. Shulman and M. Waidner, “One key to sign them all considered vulnerable: Evaluation of DNSSEC in the internet,” in *USENIX NSDI*, 2017.
- [23] Electronic Frontier Foundation (EFF), “HTTPS Everywhere.” Electronic Frontier Foundation. <https://www.eff.org/https-everywhere>, 2010.
- [24] K. Davitt, D. Ristea, D. Russell, and S. Murdoch, “CoStricTor: Collaborative HTTP Strict Transport Security in Tor Browser,” in *PETS*, 2024.
- [25] A. Abdou and P. C. V. Oorschot, “Server Location Verification (SLV) and Server Location Pinning: Augmenting TLS Authentication,” *ACM TOPS*, vol. 21, no. 1, 2017.
- [26] R. Barnes, J. Hoffman-Andrews, D. McCarney, and J. Kasten, “Automatic Certificate Management Environment (ACME).” RFC 8555, 2019.

- [27] D. Basin, C. Cremers, T. H.-J. Kim, A. Perrig, R. Sasse, and P. Szalachowski, "ARPKI: Attack Resilient Public-Key Infrastructure," in *ACM CCS*, 2014.
- [28] C. Evans, C. Palmer, and R. Slevi, "Public Key Pinning Extension for HTTP." RFC 7469, 2015.
- [29] P. Hallam-Baker, R. Stradling, and J. Hoffman-Andrews, "DNS Certification Authority Authorization (CAA) Resource Record." RFC 8659, 2019.
- [30] T. H.-J. Kim, L.-S. Huang, A. Perrig, C. Jackson, and V. Gligor, "Accountable Key Infrastructure (AKI): A Proposal for a Public-Key Validation Infrastructure," in *ACM WWW*, 2013.
- [31] B. Laurie, A. Langley, E. Kasper, E. Messeri, and R. Stradling, "Certificate Transparency Version 2.0." RFC 9162, 2021.
- [32] P. F. Tehrani, E. Osterweil, T. C. Schmidt, and M. Wählisch, "A Security Model for Web-Based Communication," *Communications of the ACM*, vol. 67, no. 10, 2024.
- [33] D. Balzarotti, M. Cova, V. Felmetzger, N. Jovanovic, E. Kirda, C. Kruegel, and G. Vigna, "Saner: Composing Static and Dynamic Analysis to Validate Sanitization in Web Applications," in *IEEE S&P*, 2008.
- [34] A. Barth, "The Web Origin Concept." RFC 6454, 2011.
- [35] M. West and A. Sartori, "Content Security Policy Level 3." W3 Working Draft. <https://www.w3.org/TR/CSP3/>, 2024.
- [36] M. V. Gundy and H. Chen, "Noncespaces: Using Randomization to Enforce Information Flow Tracking and Thwart Cross-Site Scripting Attacks," in *NDSS*, 2009.
- [37] M. Ren and C. Yue, "Coverage and Secure Use Analysis of Content Security Policies via Clustering," in *IEEE EuroS&P*, 2023.
- [38] R. Dingleline, N. Mathewson, and P. Syverson, "Tor: The Second-Generation Onion Router," in *USENIX Security*, 2004.
- [39] The I2P Project, "Garlic Routing." I2P. <https://geti2p.net/en/docs/how/garlic-routing>, 2024.
- [40] E. Dauterman and H. Corrigan-Gibbs, "Lightweb: Private Web Browsing Without All the Baggage," in *ACM HotNets*, 2023.
- [41] P. E. Hoffman and J. Schlyter, "The DNS-Based Authentication of Named Entities (DANE) Transport Layer Security (TLS) Protocol: TLSA." RFC 6698, 2012.
- [42] D. Margolis, M. Risher, B. Ramakrishan, A. Brotman, and J. Jones, "SMTP MTA Strict Transport Security (MTA-STS)." RFC 8461, 2018.
- [43] W. Griffin and J. Schlyter, "Using DNS to Securely Publish Secure Shell (SSH) Key Fingerprints." RFC 4255, 2006.
- [44] J. Aas, D. McCarney, and R. Shoemaker, "Multi-Perspective Validation Improves Domain Validation Security." Let's Encrypt. <https://letsencrypt.org/2020/02/19/multi-perspective-validation.html>, 2020.
- [45] S. Cheshire and M. Krochmal, "Multicast DNS." RFC 6762, 2013.
- [46] Internet Assigned Numbers Authority (IANA), "IANA-managed Reserved Domains." Internet Assigned Numbers Authority. <https://www.iana.org/domains/reserved>, 2021.
- [47] C. Kerschbaumer, F. Braun, S. Friedberger, and M. Jürgens, "The State of HTTPS Adoption on the Web," in *MADWeb*, 2025.
- [48] A. van Diepen, A. Zapletal, and F. Kuipers, "HSTS-Enforced Artifacts." <https://artifacts.aaronvdiepen.nl/HSTS-Enforced>, 2026.
- [49] D. A. Huffman, "A Method for the Construction of Minimum-Redundancy Codes," in *Institute of Radio Engineers*, 1952.
- [50] E. Fredkin, "Trie Memory," *Communications of the ACM*, vol. 3, no. 9, 1960.
- [51] PowerDNS Team, "PowerDNS." PowerDNS. <https://www.powerdns.com/>, 2024.
- [52] Internet Systems Consortium (ICS), "BIND." Internet Systems Consortium. <https://www.isc.org/bind/>, 2024.
- [53] NLnet Labs, "Unbound." NLnet Labs. <https://unbound.docs.nlnetlabs.nl/en/latest/>, 2024.
- [54] J. Martin, J. Burbank, W. Kasch, and P. D. L. Mills, "Network Time Protocol Version 4: Protocol and Algorithms Specification." RFC 5905, 2010.
- [55] Internet Corporation for Assigned Names and Numbers (ICANN), "List of Accredited Registrars." <https://www.icann.org/en/accredited-registrars?view-all=true>, 2024.
- [56] Internet Assigned Numbers Authority (IANA), "Root Zone File." InterNIC. <https://www.internic.net/domain/root.zone>, 2024.