
Parallel Prefix Verification for Speculative Generation

Yuncheng Yao
Duke University

Yuxuan Xia
New York University

Shengjie Wang
New York University

Danyang Zhuo
Duke University

Abstract

We introduce PARSE (PARallel pRefix Speculative Engine), a speculative generation framework that accelerates large language model (LLM) inference by parallelizing prefix verification on a semantic level. Existing speculative decoding methods are fundamentally limited by token-level equivalence: the target model must verify each token, leading to short acceptance lengths and modest speedups. Moving to semantic or segment-level verification can substantially increase acceptance granularity, but prior approaches rely on sequential verification, introducing significant overhead and limiting practical gains. PARSE introduces parallel prefix verification, enabling semantic-level verification without sequential checks. Given a full draft from a draft model, the target model evaluates correctness across multiple prefixes in a single forward pass using a custom attention mask, directly identifying the maximal valid prefix. This eliminates sequential segment verification, and makes verification compute-efficient. PARSE is orthogonal to token-level speculative decoding and can be composed with it for additional gains. Across models and benchmarks, PARSE delivers $1.25\times$ – $4.3\times$ throughput gain over the target model, and $1.6\times$ – $4.5\times$ when composed with EAGLE-3 — all with negligible accuracy degradation. This demonstrates parallel prefix verification as an effective, general approach to accelerating LLM inference.

1 Introduction

As large language models (LLMs) scale, their inference cost increasingly dominates deployment budgets. Reducing latency and server load without compromising quality has therefore become a central research goal (Kwon et al., 2023; Yu et al., 2022; Zhong et al., 2024). Among existing techniques, *speculative generation* (Leviathan et al., 2023; Chen et al., 2023) is especially attractive: a lightweight draft model proposes tokens that the target model then verifies. Classical speculative decoding is *lossless*: through rejection sampling, the final output distribution exactly matches that of the target model, so any accepted tokens are guaranteed to be distributionally consistent.

While token-level speculation provides rigorous correctness, it constrains acceleration to per-token agreement. Many user-facing tasks admit a coarser but still reliable unit of verification: *semantic spans*. In practice, correctness is often determined by whether a prefix remains on a correct solution trajectory (e.g., problem setup, derivation scaffolding, or factual context), not by matching the target model’s probability at each token position. This observation opens a complementary axis of speedup: amortize verification over longer semantic units, reuse any prefix that is semantically sound, and only regenerate from the first incorrect point onward.

Prior works have also recognized the potential of semantic-level speculation. In particular, SpecReason (Pan et al., 2025) and Speculative Thinking (Yang et al., 2025b) apply semantic verification to reasoning-oriented tasks by checking intermediate chain-of-thought segments (e.g., a step in reasoning). However, these approaches operate at the segment level and rely on sequential verification along the generation trajectory. Each segment must be checked before proceeding to the next, introducing significant overhead and unable to fully unlock the benefits of larger acceptance units.

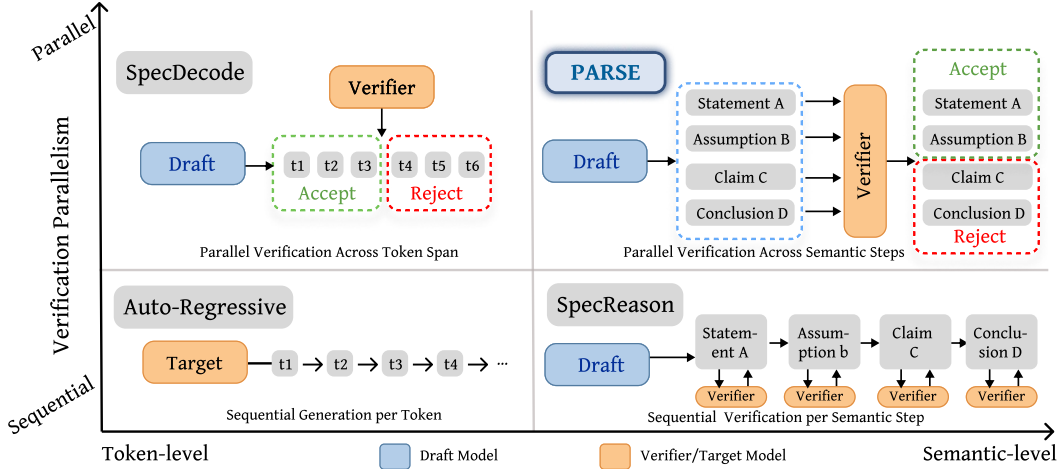


Figure 1: Auto-regressive decoding is sequential and token-level; SpecDecode parallelizes verification at the token level (short acceptance spans); SpecReason verifies semantic steps but sequentially (serial bottleneck). PARSE fills the remaining quadrant by verifying all semantic prefixes of a draft in a single prefill and resuming from the last correct one, capturing both long acceptance units and parallel verification.

These observations expose a fundamental tension in speculative generation: **fine-grained (token-level) verification enables parallelism but limits acceptance length, whereas coarse-grained (semantic-level) verification increases acceptance length but introduces sequential dependency.**

In this paper, we show that this tradeoff is not inherent. We introduce parallel prefix verification, a new inference paradigm that enables semantic-level parallel prefix verification. Our key idea is to treat every partial output as a prefix of a complete draft and to verify multiple prefixes simultaneously in a single forward pass. Given a complete candidate output from a draft model, the target model evaluates correctness across different prefix boundaries using a custom attention mask, and identifies the maximal valid prefix. This eliminates iterative, segment-by-segment generation and verification.

Building on this idea, we present PARSE, a speculative generation framework that combines a fast draft model with parallel prefix verification in the target model. PARSE requires no model retraining and *integrates cleanly with existing token-level speculative decoding techniques*. Empirically, using Qwen3-235B (Yang et al., 2025a) as the target model, PARSE achieves $\sim 1.3\times$ – $4.3\times$ speedup while maintaining accuracy close to the target model, demonstrating that semantic-level parallel verification is a practical and effective approach for high-throughput LLM serving.

2 Related Works

2.1 Speculative Decoding

Speculative decoding has recently seen several enhancements to draft tree structures, feature-level modeling, and single-model drafting. The EAGLE series (EAGLE-1, EAGLE-2) (Li et al., 2024a,b) introduces draft trees, enabling context-aware token drafting with lossless speedups of 3–4.3 \times . Dynamic Depth Decoding (Brown et al., 2024) further improves on EAGLE-2 by adapting draft depth per context, gaining additional speed without accuracy loss. EAGLE-3 (Li et al., 2025) relaxes the feature-prediction constraint by fusing multiple semantic feature levels during training and inference, achieving better speedups. Alternatives like Medusa (Cai et al., 2024) avoid separate small models by attaching lightweight “draft heads” directly to the target model.

These variants of speculative decoding still rely on *token-level* distributional alignment, where the target model sequentially verifies agreement on each token. In contrast, PARSE shifts the focus to *semantic-level* verification: instead of matching token probabilities, the target model evaluates whether draft prefixes remain semantically correct. This is done in a single prefill pass, after which the target model continues from the last verified prefix. Figure 1 illustrates this contrast between token-level speculative decoding and our approach.

2.2 Semantic Speculative Decoding

Prior works such as JudgeDecoding (Bachmann et al., 2025) enables a larger acceptance length (about 19 tokens on average) by training a small network to recognize semantic-level alignment based on the last layer of network features. SpecReason (Pan et al., 2025), Lookahead Reasoning (Fu et al., 2025) and Speculative Thinking (Yang et al., 2025b) apply semantic verification to reasoning steps in a chain-of-thought (CoT), enabling speed-up in the reasoning process. In these approaches, a small draft model proposes an intermediate reasoning step, which the larger model then accepts or rejects before the next step is produced. This step-by-step accept/reject loop requires sequential generation and verification for each reasoning steps. To the best of our knowledge, we are the first work that enables parallel verification for semantic speculative generation.

3 PARSE Design

Speculative decoding wants two properties that have so far been at odds: *parallel verification*, so the target model is not a sequential bottleneck, and *long acceptance units*, so that each speculation round amortizes its drafting and verification overhead. Token-level methods (Li et al., 2025) verify many drafted tokens in a single target-model pass (parallel), but a single mismatch invalidates the rest of the speculation window, leaving the average accepted span short. Semantic-level methods (Pan et al., 2025) accept much longer spans by checking whole segments, but they must check one segment, wait for the verdict, then proceed to the next segment (sequential), reintroducing exactly the serial bottleneck speculation was meant to remove. Either way, end-to-end speedups remain bounded.

PARSE (PARallel pRefix Speculative Engine) closes this gap. Its core primitive, *parallel prefix verification*, lets a single prefill of the target model emit a Correct/Incorrect decision for *every* prefix of a drafted answer simultaneously. Verification cost is one forward pass regardless of how many prefixes we inspect, so we can recover the long acceptance lengths of semantic-level methods without their sequential verification overhead. At a high level, PARSE runs three stages: a small *draft* model writes a complete candidate answer, the target model *holistically verifies* it, and whatever is not accepted is *rewritten* by the target model starting from the longest correct prefix.

3.1 The PARSE Inference Framework

PARSE is built on three empirical observations about how a target model evaluates correctness. To probe this, we hand the target model a draft answer and ask it to emit Correct or Incorrect, then measure how reliably its judgment tracks the actual correctness of the draft. Three findings emerge.

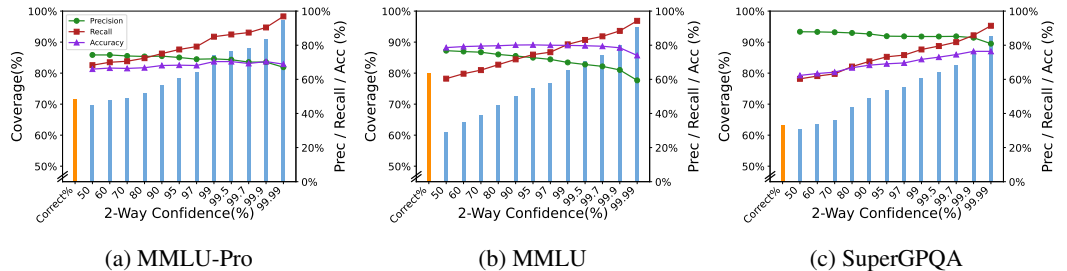


Figure 2: Error-detection metrics on three benchmarks (MMLU-Pro, MMLU, SuperGPQA), with Qwen3-235B prompted to classify a draft answer as Correct or Incorrect. The x-axis is the two-way confidence threshold τ on $\text{conf} = P(\text{Correct}) / (P(\text{Correct}) + P(\text{Incorrect}))$; any draft with $\text{conf} < \tau$ is flagged Incorrect. Treating Incorrect as the positive class, the blue bars report *coverage* — the fraction of all drafts the judge flags at threshold τ (i.e., the rejection rate, including both true and false positives) — and the line markers report *recall* (of all wrong drafts, the fraction flagged), *precision* (of flagged drafts, the fraction actually wrong), and overall classification *accuracy* (of all drafts, the fraction classified correctly). The orange bar separately reports the target model’s own accuracy when restricted to the draft’s failure cases: among the questions the draft got wrong, how often the target model could itself produce the correct answer.

Judging is easier than answering. Even on questions the target model would itself get wrong (orange bars in Fig. 2), it correctly flags the draft as `Incorrect` at substantially higher coverage than its own answering accuracy: the model recognizes that something is wrong without knowing the right fix. PARSE exploits this asymmetry — a judge that detects errors well, even when it cannot produce the right answer itself, is enough to supervise a fast, error-prone draft model.

Confidence beats argmax. The first principle only pays off if we can extract the judge’s verdict reliably, and the naive readout — taking whichever of `Correct` or `Incorrect` the model assigns higher probability — does not: this argmax decision catches just 60–70% of the draft’s errors (Fig. 2, $\tau = 0.5$). The probabilities themselves carry the model’s uncertainty, but collapsing them to a single token discards it. Defining the *two-way confidence*

$$\text{conf}(y) = \frac{P(\text{Correct})}{P(\text{Correct}) + P(\text{Incorrect})},$$

and treating any draft with $\text{conf} < \tau$ as suspect, we catch nearly all errors — the recall (fraction of wrong drafts flagged) jumps from $\sim 65\%$ at the argmax to nearly 100% at $\tau = 0.997$.

Aggressive error-catching does not waste good drafts. A higher τ catches more errors, but in principle it could also flag many *correct* drafts as wrong — and every such false alarm forces an unnecessary target-model regeneration. Fig. 2 shows this does not happen: as *recall* (of all wrong drafts, the fraction we flag) climbs with τ , both *precision* (of the drafts we flag, the fraction that are actually wrong) and overall classification *accuracy* (of all drafts, the fraction we classify correctly) stay flat. Concretely, the confidence margin separates correct from incorrect drafts cleanly enough that almost every correct draft scores well above $\tau = 0.997$, so raising the threshold captures additional errors without misclassifying correct drafts. PARSE can therefore afford to set τ aggressively.

These observations leads to the design of PARSE, which consists of 3 stages: a small draft model proposes a complete answer, the confidence-thresholded judge (the target model) decides what to keep, and the target model fills in whatever the judge rejects (Fig. 3).

Algorithm 1: PARSE: draft \rightarrow holistic verify \rightarrow rewrite

```

1 Parameters: confidence threshold  $\tau$ ; chunk size  $\Delta$ .
2 foreach question  $q$  do
3   // > Stage 1: draft generation
4    $y_s \leftarrow \text{SMALLDRAFT}(q)$ 
5   // > Stage 2(i): full-answer judgment
6    $(v, \text{conf}) \leftarrow \text{JUDGEFULL}(q, y_s)$ 
7   if  $v = \text{Correct}$  and  $\text{conf} \geq \tau$  then
8     // > Stage 3: accept
9     return  $y_s$ 
10  else
11    // > Stage 2(ii): parallel prefix
12    // verification (§3.2)
13     $t^* \leftarrow \text{VERIFYPARTIAL}(q, y_s; \Delta)$ 
14    if  $t^* \neq \emptyset$  then
15      // > Stage 3: continue
16       $y_{\text{cont}} \leftarrow \text{BIGCONTINUE}(q, y_{1:t^*})$ 
17      return  $y_{1:t^*} \parallel y_{\text{cont}}$ 
18    else
19      // > Stage 3: restart
20      return  $\text{BIGFROMSCRATCH}(q)$ 

```

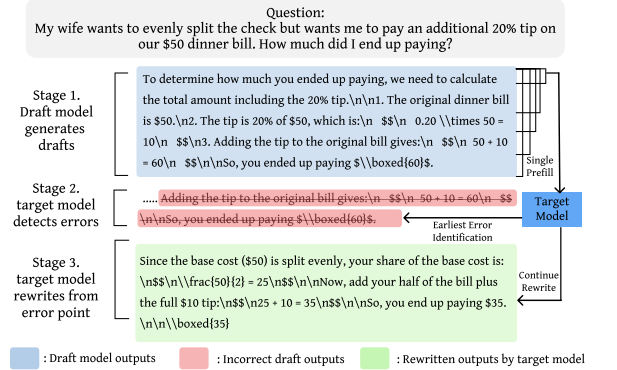


Figure 3: A concrete run of PARSE. The draft model errs starting from the fourth line (strikethrough red text) and outputs 60. The target model locates the error and regenerates the suffix, producing the correct answer 35.

Stage 1 — a cheap candidate. The draft model produces a full candidate answer $y_{1:T}$ for the prompt q . We use Qwen3-8B, which under SGLang (Zheng et al., 2024) decodes at roughly $4\times$ the speed of our Qwen3 235B target model. An acceptance rate of $\sim 25\%$ on draft tokens therefore already matches baseline latency theoretically, and anything above is net speedup. PARSE is generous about what it asks of the draft: it only needs the draft to be *adequate* on average, since the Stage 2 judge catches the rest. Modern open small models comfortably reach this bar and typically do far better.

Stage 2 — verifying the draft. We apply the confidence-thresholded judge to the candidate twice, and both passes are prefill-only and KV-cache-light, so they stay cheap even on a large target model. *First, on the full draft.* A single prefill of $(q, y_{1:T})$ yields $\text{conf}(y_{1:T})$; if it reaches τ , we accept and stop. *Second, on prefixes.* If the full draft fails, we want the longest prefix the same target model would still accept—the largest t^* with $\text{conf}(y_{1:t^*}) \geq \tau$. Most draft errors are localized to

a span late in the answer, so the maximum-prefix rule reuses every token before the first error and avoids paying to regenerate work that was already correct. Naively this would mean one prefill per candidate boundary; we describe in §3.2 a custom attention-mask construction that collapses all n prefix judgments into a single prefill, keeping this pass prefill-only as well.

Stage 3 — acting on the judgement. The judge’s outcome selects one of three branches (Alg. 1). If $\text{conf}(y_{1:T}) \geq \tau$, we **accept** the full draft. If a longest accepted prefix $y_{1:t^*}$ was found, we **continue**: the target model resumes generation from position t^*+1 , reusing the draft up through t^* . Otherwise — no prefix’s confidence reaches τ , or every prefix passes leaving no clear error boundary — we **restart** from scratch with the target model.

Compatibility with token-level speculative decoding. PARSE operates purely at the semantic level and is orthogonal to token-level speculation: methods such as EAGLE3 (Li et al., 2025) plug cleanly into Stage 1 (accelerating the draft worker) and into the target-model continuation/regeneration of Stage 3, without touching PARSE’s verification logic. The two mechanisms shorten different parts of the decoding budget. PARSE shortens the *length* of the sequence the target must generate, by reusing whichever draft prefix survives verification and resuming only from the first error. Token-level speculation shortens the *time per generated token*, by letting the target verify several drafted next-tokens in a single forward pass. Because one mechanism reduces the number of tokens decoded and the other reduces the latency of each remaining token, their savings compose roughly multiplicatively; Table 1 (row PARSE+E3) and Figure 8 quantify this composition.

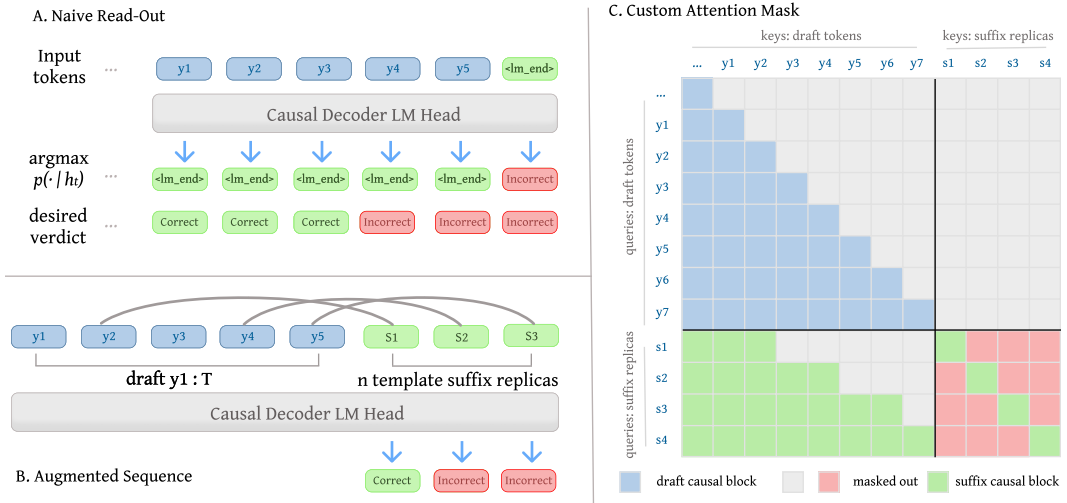


Figure 4: Parallel prefix verification via augmented chat-template suffixes. Naive token-dimension segmentation makes the model emit chat-template tokens instead of Correct/Incorrect; appending a duplicated template suffix per prefix, isolated by a custom attention mask, elicits n independent Correct/Incorrect classifications in one pass.

3.2 Parallel Prefix Verification

Given a draft $y_{1:T}$ rejected in Stage 2(i), we need the largest t^* such that $y_{1:t^*}$ would pass the same Correct/Incorrect test. The naive implementation runs one target-model prefill per candidate boundary, at a cost linear in the number of boundaries n — several extra prefills of the large target model per question, which is enough to erase the speedup the draft was meant to provide.

PARSE utilizes a simple fact about prefill: *a causal decoder already computes a hidden state at every position of $y_{1:T}$* . A single prefill of $(q, y_{1:T})$ produces T hidden states — one per token — each of which summarizes the prefix up to that point and could in principle drive a Correct/Incorrect classification at that boundary, if we knew how to read it out. The classification is read out by prompting the target to emit a judgment, similar to the Stage 2 full-answer pass. So if we can extract such a judgment at each of the n candidate boundaries directly from these already-computed hidden states, we verify all n prefixes for the cost of roughly one prefill instead of n .

The obstacle is a *format mismatch*. The target model is an instruction-tuned chat model, trained to emit a Correct/Incorrect token *only when the input ends in the chat-template suffix that requests that classification* (e.g., `...<|im_end|><|im_start|>assistant`). At an arbitrary boundary t_i in the middle of a draft, that suffix has not been seen — the input ends mid-utterance, inside an assistant turn that the model believes is still in progress. Decoding from the hidden state at t_i therefore produces the chat-template tokens the model expects to emit next (turn boundaries, role markers, end-of-message continuations), not a Correct/Incorrect verdict (Fig. 4, left). The hidden state has the right *information* about the prefix, but the model’s decoding policy refuses to emit it unless we put the right scaffolding.

We resolve this with a custom attention mask construction (Fig. 4). We keep the draft tokens $y_{1:T}$ as is and append n copies of the chat-template suffix, one per candidate boundary, into the same sequence. A custom attention mask wires up visibility cleanly: the draft tokens attend causally among themselves, so a single KV cache for $y_{1:T}$ is computed once and shared across all n classification queries; each suffix copy i attends causally to the draft tokens up through its assigned boundary $y_{1:t_i}$ and to nothing else — in particular, suffix copies do not see each other. The classification position at the end of suffix i therefore sees *exactly* the input it would have seen had we run the single $(y_{1:t_i}, \text{suffix})$ pair on its own; the n readouts are independent by construction. One forward pass yields n Correct/Incorrect predictions, from which we read off $t^* = \max\{t_i \mid y_{1:t_i} \text{ is Correct}\}$ (VERIFYPARTIAL in Algorithm 1). The total cost is one prefill of length $T + n \cdot |\text{suffix}|$ — a small additive overhead over a single full-answer prefill — regardless of n . We place the boundaries uniformly every Δ tokens (so $n \approx T/\Delta$), trading verification granularity against per-suffix overhead.

4 Experiments

4.1 Setup

We evaluate PARSE in two configurations. The *primary* configuration uses Qwen3-235B-A22B-Instruct-FP8 (Yang et al., 2025a) as the target model and Qwen3-8B as the draft. To test generalization beyond the Qwen models, and whether our confidence-based judgement holds beyond the Qwen models, we also run a *cross-family* configuration with GLM-4.7-FP8 (Team et al., 2025) as the target and Qwen3.5-9B (Team, 2026) as the draft (different pretraining data, tokenizer, and chat template). To verify that PARSE composes with token-level speculative decoding, we additionally integrate EAGLE3 (Li et al., 2025) on both the draft and target workers (PARSE+E3); using EAGLE3 alone (Eagle3) on the target is reported as a reference. We implement PARSE on top of the SGLang inference engine (Zheng et al., 2024), with no retraining of either the draft or the target model.

We also compare against SpecReason (Pan et al., 2025), a semantic-level speculative generation method that verifies reasoning steps sequentially. We do not compare against Judge Decoding (Bachmann et al., 2025), as its training requires undisclosed dataset, and it can be viewed as an improved token-level speculative decoding method that could be composed with PARSE, similar to EAGLE3.

We evaluate on four task categories: **General** (MMLU-Redux (Gema et al., 2025), MMLU-Pro (Wang et al., 2024), GPQA (Rein et al., 2024)), **Math & STEM** (MATH (Hendrycks et al., 2021), GSM8K (Cobbe et al., 2021)), **Coding** (HumanEval (Chen et al., 2021), MBPP (Austin et al., 2021)), and **Open-ended chat** (MT-Bench (Zheng et al., 2023), multi-turn questions scored 1–10 by Gemini 3 Flash). We use the model’s instruct mode with no CoT or reasoning enabled. For multi-choice datasets (MMLU, GPQA), the model is prompted to give explanation before its final answer rather than giving a single letter. All runs use greedy decoding on 4 NVIDIA H200 GPUs.

4.2 Accuracy and Speedup

Table 1 reports accuracy and throughput on the primary Qwen3-235B setup, comparing the 235B target alone, the 8B draft alone, EAGLE3 (Li et al., 2025) on the target, PARSE, and PARSE+E3.

Accuracy. PARSE’s accuracy sits between the draft and the target on every benchmark, tracking the 235B target within a few points and lifting the draft by a wide margin. The closeness to the target’s accuracy across reasoning, knowledge, and coding tasks indicates that the improvement comes from the framework’s error-identification mechanism rather than the draft’s own capacity.

Speedup. PARSE delivers consistent speedups over the 235B target across all benchmarks. Composing PARSE with EAGLE3 (PARSE+E3) yields roughly multiplicative gains, because the two

Table 1: **PARSE vs. Baselines** on Qwen3-235B-A22B (FP8, SGLang). 235B = plain autoregressive; 8B = Qwen3-8B standalone (draft model); Eagle3 = speculative decoding on 235B; PARSE = 8B draft with full and partial verify (no Eagle3); +E3 = PARSE with EAGLE3 on both draft and target.

Benchmark	Accuracy / Score			TPS (tok/s)				Speedup vs. 235B		
	8B	235B	PARSE	235B	Eagle3	PARSE	+E3	Eagle3	PARSE	+E3
MMLU	0.776	0.868	0.828	89.5	145.2	130.4	216.6	1.62×	1.46×	2.42×
MMLU-Pro	0.568	0.668	0.636	92.3	137.0	149.5	191.3	1.48×	1.62×	2.07×
GPQA	0.364	0.460	0.424	95.3	129.7	118.7	151.7	1.36×	1.25×	1.59×
MATH	0.764	0.708	0.756	96.1	164.3	215.7	272.2	1.71×	2.24×	2.83×
GSM8K	0.940	0.948	0.952	94.3	176.4	405.0	420.7	1.87×	4.29×	4.46×
MT-Bench	7.93	9.19	8.88	95.6	153.9	167.5	194.0	1.61×	1.75×	2.03×
MBPP+	0.669	0.799	0.746	86.9	152.6	148.1	170.9	1.76×	1.70×	1.97×
HumanEval+	0.707	0.835	0.872	92.6	166.6	149.6	193.1	1.80×	1.62×	2.08×

mechanisms attack complementary bottlenecks: PARSE reduces how many tokens the target has to decode at all, while EAGLE3 accelerates each token the target does decode. The size of the speedup varies with task difficulty. On easier tasks (GSM8K, MATH), the draft is correct most of the time, so PARSE frequently accepts the full draft and the gains are largest. On harder tasks (GPQA, MMLU-Pro), the draft is wrong more often and PARSE has to fall back to prefix verification or full regeneration; the lower acceptance rate translates into a smaller speedup.

4.3 Comparison with SpecReason

We compare with SpecReason (Pan et al., 2025), a representative semantic-level speculative generation method, by adapting its code for general text generation instead of chain-of-thought-only reasoning. SpecReason generates text and, at fixed checkpoints, asks the large model for a 1–10 quality score to decide whether to accept the latest segment or have the large model rewrite it. For a fair comparison, we set SpecReason’s chunk size to match PARSE’s verification boundaries, as configured in Appendix B.

Figure 5 shows accuracy against throughput for both methods. PARSE reaches accuracy on par with SpecReason on every benchmark, and at substantially higher throughput. The throughput advantage comes from *parallel* verification: SpecReason judges segments sequentially at fixed checkpoints, so each checkpoint must wait for the previous one’s verdict before generation can proceed, while PARSE verifies all prefixes of the draft in a single forward pass and reads off the longest accepted boundary.

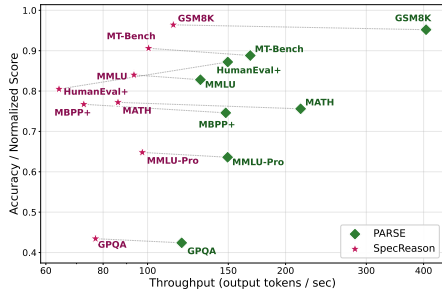


Figure 5: Accuracy vs. throughput of PARSE and SpecReason on Qwen3-235B. Higher and farther right is better; dashed lines connect the same benchmark across methods.

Benchmark	Accuracy / Score			TPS (tok/s)		Speedup
	GLM-4.7	Qwen3.5	PARSE	GLM-4.7	PARSE	
MMLU	0.860	0.780	0.860	70.0	104.2	1.49×
MMLU-Pro	0.720	0.636	0.712	70.0	78.2	1.12×
GPQA	0.596	0.434	0.581	70.3	66.8	0.95×
MATH	0.796	0.728	0.784	70.2	126.0	1.79×
GSM8K	0.956	0.916	0.940	69.4	175.7	2.53×
MT-Bench [†]	9.08	8.85	9.11	69.2	85.3	1.23×
MBPP+	0.780	0.693	0.738	65.3	110.8	1.70×
HumanEval+	0.805	0.732	0.805	66.4	147.0	2.21×

Table 2: Cross-family generalization: PARSE with GLM-4.7-FP8 as the target model and Qwen3.5-9B as the cross-family draft, vs. GLM-4.7-FP8 and Qwen3.5-9B standalone baselines.

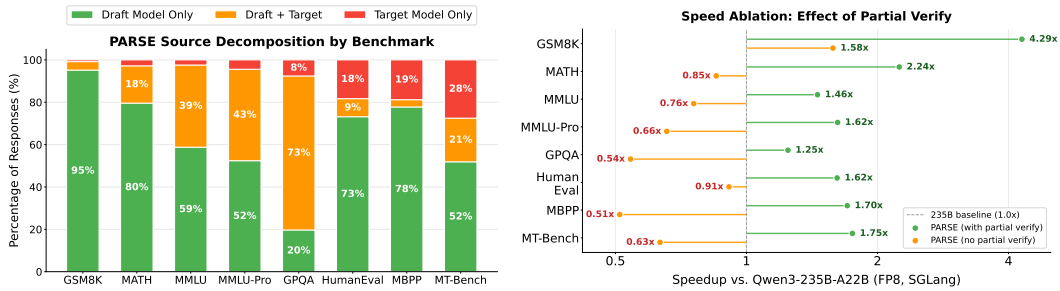
4.4 Cross-model Generalization

To validate that PARSE’s error-identification mechanism does not depend on the draft and target sharing a pretraining lineage, we evaluate on a deliberately cross-family pairing: GLM-4.7-FP8 as the target model and Qwen3.5-9B as the draft, with different tokenizers, pretraining data, and chat templates. Results are in Table 2.

Accuracy tracks the GLM-4.7 baseline closely across all benchmarks. PARSE delivers consistent speedups on most benchmarks. The limitation is GPQA, where the cross-family pairing dips slightly below the baseline: the draft and the target disagree often enough that partial-verification overhead outweighs the benefit of draft reuse. Overall, this confirms that the confidence-based error identification generalizes across model families, while the magnitude of the speedup still depends on how often the draft produces prefixes the target is willing to accept.

4.5 Acceleration Breakdown

Fig. 6a breaks down the sources of final responses, showing the proportion of answers that come from drafts directly accepted, full regeneration by the target model, or continuation from a partially accepted draft. The distribution varies substantially across datasets. On easier benchmarks such as GSM8K, a large fraction of responses are accepted directly from the draft model, yielding significant speedups. On more challenging datasets such as GPQA, fewer drafts can be accepted outright; however, PARSE effectively reuses partial drafts by continuing from the last correct prefix, enabling faster regeneration compared to restarting from scratch.



(a) Source breakdown of final responses. *Draft*: draft accepted; *Target*: regenerated from scratch with target model; *Mixed*: continued from a partial draft.

(b) Speed with Qwen3-235B Target Model only, PARSE without partial verification, and PARSE with partial verification

4.6 Ablation Experiment

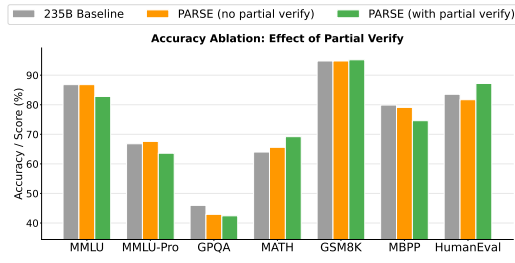


Figure 7: Accuracy with Qwen3-235B, PARSE without partial verification, and PARSE with partial verification.

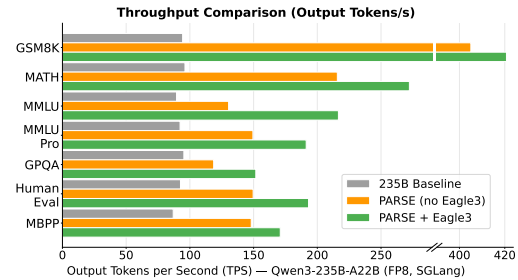


Figure 8: Throughput across datasets for the Qwen3-235B baseline, PARSE, and PARSE combined with EAGLE3 on both workers.

We conduct an ablation study to isolate the contribution of partial prefix verification. The ablation compares three settings: the Qwen3-235B target alone, PARSE without partial verification (a rejected full-answer judgment forces the target to restart from scratch), and full PARSE with partial verification (the target resumes from the longest accepted prefix).

Speed. Fig. 6b shows that partial verification is the dominant driver of PARSE’s speedup. Without it, every rejected draft costs a full target-model regeneration, and PARSE runs *slower* than the target baseline on most benchmarks. With partial verification, PARSE reuses the correct portion of every rejected draft and recovers the full speedup of Table 1.

Accuracy. Fig. 7 reports accuracy for the same three settings. PARSE with partial verification matches the 235B baseline within a small margin on every benchmark. PARSE without partial verification is similarly close to the baseline on accuracy, confirming that the speed advantage of partial verification comes without sacrificing too much generation quality.

Combination with token-level speculative decoding. PARSE is orthogonal to token-level speculative decoding, so the two can be composed for additional speedup. We demonstrate this with EAGLE3 (Li et al., 2025) integrated into SGLang: EAGLE3 runs inside the draft worker (Stage 1) and during the target’s continuation (Stage 3) without changing PARSE’s verification logic. Fig. 8 reports the per-benchmark throughput of PARSE+Eagle3 against PARSE alone and the 235B baseline. The composition strictly improves over either method alone on every benchmark.

4.7 Case Studies

We manually inspect 200 cases from the experiment results where the draft model’s response is partially correct, and the larger model is able to identify the beginning of the errors and continue from the last correct position. We show one such example here.

In this example, black text shows the shared prefix; red marks the first incorrect span found by the target model in a single pass; green text is the regenerated suffix. PARSE then outputs black + green text as the final answer, demonstrating that the target model reliably locates the last correct position and efficiently resumes generation, maximizing token reuse.

Question: Kenny is selling his *Pokemon* cards to buy a ticket to an amusement park, which costs \$100. He has a collection of cards and plans to sell them for \$1.5 each. He keeps 1/3 of them and gets to go to the amusement park with \$50 in spending cash. How many cards did he start with?

Let’s break down the problem step by step. Kenny wants to buy a ticket to an amusement park that costs \$100. He has a collection of *Pokemon* cards, and he plans to sell them for \$1.50 each. He keeps 1/3 of the cards, meaning he sells 2/3 of them. After selling the cards, he has \$50 in spending cash. We are to find out how many cards Kenny started with. Step 1: Let the total number of cards be x . He sells $\frac{2}{3}x$ cards. Each card is sold for \$1.50, so the total money he gets from selling the cards is: $\text{Money from selling cards} = 1.5 \times \frac{2}{3}x = 1.0x$. So, he earns \$ x from selling the cards. He has \$50 in spending cash, and he needs \$100 for the ticket. That means he needs an additional \$50. So, the money he earned from selling the cards must be \$50: $x = 50$ — Final Answer: 50. Kenny started with 50 cards. the cards. This money is used to buy a \$100 ticket and leaves him with \$50 in spending cash. So the total money he earns from selling the cards is: $\$100 + \$50 = \$150$. We already found that the money earned is x dollars (since $1.5 \times \frac{2}{3}x = x$). So: $x = 150$. Therefore, Kenny started with 150 *Pokemon* cards.

5 Conclusion

We presented PARSE, a semantic-level speculative generation framework built on *parallel prefix verification*: one prefix judges every prefix of a draft via duplicated chat-template suffixes and a custom attention mask. On Qwen3-235B(FP8), PARSE delivers $1.25\times$ – $4.3\times$ end-to-end speedup over the target with target-level accuracy, and $1.6\times$ – $4.5\times$ when composed with EAGLE3.

References

- Jacob Austin, Augustus Odena, Maxwell Nye, Maarten Bosma, Henryk Michalewski, David Dohan, Ellen Jiang, Carrie Cai, Michael Terry, Quoc Le, and Charles Sutton. Program synthesis with large language models, 2021. URL <https://arxiv.org/abs/2108.07732>.
- Gregor Bachmann, Sotiris Anagnostidis, Albert Pumarola, Markos Georgopoulos, Artsiom Sanakoyeu, Yuming Du, Edgar Schönfeld, Ali Thabet, and Jonas K Kohler. Judge decoding: Faster speculative sampling requires going beyond model alignment. In *The Thirteenth International Conference on Learning Representations*, 2025. URL <https://openreview.net/forum?id=mtSSFiqW6y>.
- Oscar Brown, Zhengjie Wang, Andrea Do, Nikhil Mathew, and Cheng Yu. Dynamic depth decoding: Faster speculative decoding for llms, 2024. URL <https://arxiv.org/abs/2409.00142>.
- Tianle Cai, Yuhong Li, Zhengyang Geng, Hongwu Peng, Jason D. Lee, Deming Chen, and Tri Dao. Medusa: Simple llm inference acceleration framework with multiple decoding heads. In *Proceedings of the 41st International Conference on Machine Learning, ICML'24*. JMLR.org, 2024.
- Charlie Chen, Sebastian Borgeaud, Geoffrey Irving, Jean-Baptiste Lespiau, Laurent Sifre, and John Jumper. Accelerating large language model decoding with speculative sampling, 2023. URL <https://arxiv.org/abs/2302.01318>.
- Mark Chen, Jerry Tworek, Heewoo Jun, Qiming Yuan, Henrique Ponde de Oliveira Pinto, Jared Kaplan, Harri Edwards, Yuri Burda, Nicholas Joseph, Greg Brockman, Alex Ray, Raul Puri, Gretchen Krueger, Michael Petrov, Heidy Khlaaf, Girish Sastry, Pamela Mishkin, Brooke Chan, Scott Gray, Nick Ryder, Mikhail Pavlov, Alethea Power, Lukasz Kaiser, Mohammad Bavarian, Clemens Winter, Philippe Tillet, Felipe Petroski Such, Dave Cummings, Matthias Plappert, Fotios Chantzis, Elizabeth Barnes, Ariel Herbert-Voss, William Hebgen Guss, Alex Nichol, Alex Paino, Nikolas Tezak, Jie Tang, Igor Babuschkin, Suchir Balaji, Shantanu Jain, William Saunders, Christopher Hesse, Andrew N. Carr, Jan Leike, Josh Achiam, Vedant Misra, Evan Morikawa, Alec Radford, Matthew Knight, Miles Brundage, Mira Murati, Katie Mayer, Peter Welinder, Bob McGrew, Dario Amodei, Sam McCandlish, Ilya Sutskever, and Wojciech Zaremba. Evaluating large language models trained on code. 2021.
- Karl Cobbe, Vineet Kosaraju, Mohammad Bavarian, Mark Chen, Heewoo Jun, Lukasz Kaiser, Matthias Plappert, Jerry Tworek, Jacob Hilton, Reiichiro Nakano, Christopher Hesse, and John Schulman. Training verifiers to solve math word problems, 2021. URL <https://arxiv.org/abs/2110.14168>.
- Yichao Fu, Rui Ge, Zelei Shao, Zhijie Deng, and Hao Zhang. Scaling speculative decoding with lookahead reasoning, 2025. URL <https://arxiv.org/abs/2506.19830>.
- Aryo Pradipta Gema, Joshua Ong Jun Leang, Giwon Hong, Alessio Devoto, Alberto Carlo Maria Mancino, Rohit Saxena, Xuanli He, Yu Zhao, Xiaotang Du, Mohammad Reza Ghasemi Madani, Claire Barale, Robert McHardy, Joshua Harris, Jean Kaddour, Emile Van Krieken, and Pasquale Minervini. Are we done with MMLU? In Luis Chiruzzo, Alan Ritter, and Lu Wang (eds.), *Proceedings of the 2025 Conference of the Nations of the Americas Chapter of the Association for Computational Linguistics: Human Language Technologies (Volume 1: Long Papers)*, pp. 5069–5096, Albuquerque, New Mexico, April 2025. Association for Computational Linguistics. ISBN 979-8-89176-189-6. doi: 10.18653/v1/2025.naacl-long.262. URL <https://aclanthology.org/2025.naacl-long.262/>.
- Dan Hendrycks, Collin Burns, Saurav Kadavath, Akul Arora, Steven Basart, Eric Tang, Dawn Song, and Jacob Steinhardt. Measuring mathematical problem solving with the MATH dataset. In *Thirty-fifth Conference on Neural Information Processing Systems Datasets and Benchmarks Track (Round 2)*, 2021. URL <https://openreview.net/forum?id=7Bywt2mQsCe>.
- Woosuk Kwon, Zhuohan Li, Siyuan Zhuang, Ying Sheng, Lianmin Zheng, Cody Hao Yu, Joseph Gonzalez, Hao Zhang, and Ion Stoica. Efficient memory management for large language model serving with pagedattention. In *Proceedings of the 29th Symposium on Operating Systems*

- Principles*, SOSP '23, pp. 611–626, New York, NY, USA, 2023. Association for Computing Machinery. ISBN 9798400702297. doi: 10.1145/3600006.3613165. URL <https://doi.org/10.1145/3600006.3613165>.
- Yaniv Leviathan, Matan Kalman, and Yossi Matias. Fast inference from transformers via speculative decoding. In *Proceedings of the 40th International Conference on Machine Learning, ICML'23*. JMLR.org, 2023.
- Yuhui Li, Fangyun Wei, Chao Zhang, and Hongyang Zhang. EAGLE: Speculative sampling requires rethinking feature uncertainty. In *International Conference on Machine Learning*, 2024a.
- Yuhui Li, Fangyun Wei, Chao Zhang, and Hongyang Zhang. EAGLE-2: Faster inference of language models with dynamic draft trees. In *Empirical Methods in Natural Language Processing*, 2024b.
- Yuhui Li, Fangyun Wei, Chao Zhang, and Hongyang Zhang. EAGLE-3: Scaling up inference acceleration of large language models via training-time test. In *Annual Conference on Neural Information Processing Systems*, 2025.
- Rui Pan, Yinwei Dai, Zhihao Zhang, Gabriele Oliaro, Zhihao Jia, and Ravi Netravali. Specreason: Fast and accurate inference-time compute via speculative reasoning, 2025. URL <https://arxiv.org/abs/2504.07891>.
- David Rein, Betty Li Hou, Asa Cooper Stickland, Jackson Petty, Richard Yuanzhe Pang, Julien Dirani, Julian Michael, and Samuel R. Bowman. GPQA: A graduate-level google-proof q&a benchmark. In *First Conference on Language Modeling*, 2024. URL <https://openreview.net/forum?id=Ti67584b98>.
- 5 Team, Aohan Zeng, Xin Lv, Qinkai Zheng, Zhenyu Hou, Bin Chen, Chengxing Xie, Cunxiang Wang, Da Yin, Hao Zeng, Jiajie Zhang, Kedong Wang, Lucen Zhong, Mingdao Liu, Rui Lu, Shulin Cao, Xiaohan Zhang, Xuancheng Huang, Yao Wei, Yean Cheng, Yifan An, Yilin Niu, Yuanhao Wen, Yushi Bai, Zhengxiao Du, Zihan Wang, Zilin Zhu, Bohan Zhang, Bosi Wen, Bowen Wu, Bowen Xu, Can Huang, Casey Zhao, Changpeng Cai, Chao Yu, Chen Li, Chendi Ge, Chenghua Huang, Chenhui Zhang, Chenxi Xu, Chenzheng Zhu, Chuang Li, Congfeng Yin, Daoyan Lin, Dayong Yang, Dazhi Jiang, Ding Ai, Erle Zhu, Fei Wang, Gengzheng Pan, Guo Wang, Hailong Sun, Haitao Li, Haiyang Li, Haiyi Hu, Hanyu Zhang, Hao Peng, Hao Tai, Haoke Zhang, Haoran Wang, Haoyu Yang, He Liu, He Zhao, Hongwei Liu, Hongxi Yan, Huan Liu, Huilong Chen, Ji Li, Jiajing Zhao, Jiamin Ren, Jian Jiao, Jiani Zhao, Jianyang Yan, Jiaqi Wang, Jiayi Gui, Jiayue Zhao, Jie Liu, Jijie Li, Jing Li, Jing Lu, Jingsen Wang, Jingwei Yuan, Jingxuan Li, Jingzhao Du, Jinhua Du, Jinxin Liu, Junkai Zhi, Junli Gao, Ke Wang, Lekang Yang, Liang Xu, Lin Fan, Lindong Wu, Lintao Ding, Lu Wang, Man Zhang, Minghao Li, Minghuan Xu, Mingming Zhao, Mingshu Zhai, Pengfan Du, Qian Dong, Shangde Lei, Shangqing Tu, Shangtong Yang, Shaoyou Lu, Shijie Li, Shuang Li, Shuang-Li, Shuxun Yang, Sibao Yi, Tianshu Yu, Wei Tian, Weihang Wang, Wenbo Yu, Weng Lam Tam, Wenjie Liang, Wentao Liu, Xiao Wang, Xiaohan Jia, Xiaotao Gu, Xiaoying Ling, Xin Wang, Xing Fan, Xingru Pan, Xinyuan Zhang, Xinze Zhang, Xiuqing Fu, Xunkai Zhang, Yabo Xu, Yandong Wu, Yida Lu, Yidong Wang, Yilin Zhou, Yiming Pan, Ying Zhang, Yingli Wang, Yingru Li, Yinpei Su, Yipeng Geng, Yitong Zhu, Yongkun Yang, Yuhang Li, Yuhao Wu, Yujiang Li, Yunan Liu, Yunqing Wang, Yuntao Li, Yuxuan Zhang, Zezhen Liu, Zhen Yang, Zhengda Zhou, Zhongpei Qiao, Zhuoer Feng, Zhuorui Liu, Zichen Zhang, Zihan Wang, Zijun Yao, Zikang Wang, Ziqiang Liu, Ziwei Chai, Zixuan Li, Zuodong Zhao, Wenguang Chen, Jidong Zhai, Bin Xu, Minlie Huang, Hongning Wang, Juanzi Li, Yuxiao Dong, and Jie Tang. Glm-4.5: Agentic, reasoning, and coding (arc) foundation models, 2025. URL <https://arxiv.org/abs/2508.06471>.
- Qwen Team. Qwen3.5-omni technical report, 2026. URL <https://arxiv.org/abs/2604.15804>.
- Yubo Wang, Xueguang Ma, Ge Zhang, Yuansheng Ni, Abhranil Chandra, Shiguang Guo, Weiming Ren, Aaran Arulraj, Xuan He, Ziyang Jiang, Tianle Li, Max Ku, Kai Wang, Alex Zhuang, Rongqi Fan, Xiang Yue, and Wenhui Chen. MMLU-pro: A more robust and challenging multi-task language understanding benchmark. In *The Thirty-eight Conference on Neural Information Processing Systems Datasets and Benchmarks Track*, 2024. URL <https://openreview.net/forum?id=y10DM6R2r3>.

- An Yang, Anfeng Li, Baosong Yang, Beichen Zhang, Binyuan Hui, Bo Zheng, Bowen Yu, Chang Gao, Chengen Huang, Chenxu Lv, Chujie Zheng, Dayiheng Liu, Fan Zhou, Fei Huang, Feng Hu, Hao Ge, Haoran Wei, Huan Lin, Jialong Tang, Jian Yang, Jianhong Tu, Jianwei Zhang, Jianxin Yang, Jiayi Yang, Jing Zhou, Jingren Zhou, Junyang Lin, Kai Dang, Keqin Bao, Kexin Yang, Le Yu, Lianghao Deng, Mei Li, Mingfeng Xue, Mingze Li, Pei Zhang, Peng Wang, Qin Zhu, Rui Men, Ruize Gao, Shixuan Liu, Shuang Luo, Tianhao Li, Tianyi Tang, Wenbiao Yin, Xingzhang Ren, Xinyu Wang, Xinyu Zhang, Xuancheng Ren, Yang Fan, Yang Su, Yichang Zhang, Yinger Zhang, Yu Wan, Yuqiong Liu, Zekun Wang, Zeyu Cui, Zhenru Zhang, Zhipeng Zhou, and Zihan Qiu. Qwen3 technical report, 2025a. URL <https://arxiv.org/abs/2505.09388>.
- Van Yang, Xiang Yue, Vipin Chaudhary, and Xiaotian Han. Speculative thinking: Enhancing small-model reasoning with large model guidance at inference time. In *Second Conference on Language Modeling*, 2025b. URL <https://openreview.net/forum?id=4Ns18bSoHo>.
- Gyeong-In Yu, Joo Seong Jeong, Geon-Woo Kim, Soojeong Kim, and Byung-Gon Chun. Orca: A distributed serving system for Transformer-Based generative models. In *16th USENIX Symposium on Operating Systems Design and Implementation (OSDI 22)*, pp. 521–538, Carlsbad, CA, July 2022. USENIX Association. ISBN 978-1-939133-28-1. URL <https://www.usenix.org/conference/osdi22/presentation/yu>.
- Lianmin Zheng, Wei-Lin Chiang, Ying Sheng, Siyuan Zhuang, Zhanghao Wu, Yonghao Zhuang, Zi Lin, Zhuohan Li, Dacheng Li, Eric Xing, Hao Zhang, Joseph E. Gonzalez, and Ion Stoica. Judging LLM-as-a-judge with MT-bench and chatbot arena. In *Thirty-seventh Conference on Neural Information Processing Systems Datasets and Benchmarks Track*, 2023. URL <https://openreview.net/forum?id=ucCHPGDlao>.
- Lianmin Zheng, Liangsheng Yin, Zhiqiang Xie, Chuyue Sun, Jeff Huang, Cody Hao Yu, Shiyi Cao, Christos Kozyrakis, Ion Stoica, Joseph E. Gonzalez, Clark Barrett, and Ying Sheng. Sglang: efficient execution of structured language model programs. In *Proceedings of the 38th International Conference on Neural Information Processing Systems, NIPS '24*, Red Hook, NY, USA, 2024. Curran Associates Inc. ISBN 9798331314385.
- Yinmin Zhong, Shengyu Liu, Junda Chen, Jianbo Hu, Yibo Zhu, Xuanzhe Liu, Xin Jin, and Hao Zhang. Distserve: disaggregating prefill and decoding for goodput-optimized large language model serving. In *Proceedings of the 18th USENIX Conference on Operating Systems Design and Implementation, OSDI'24*, USA, 2024. USENIX Association. ISBN 978-1-939133-40-3.

A Detailed PARSE Algorithm

This appendix expands the concise main-text Algorithm 1 into the full procedure that we actually run in the engine, including every decision branch, every tunable hyperparameter, and the two-way-confidence calibration of judge logits.

A.1 Notation and judge calibration

Let q denote the user prompt, M_s the small *draft* model, and M_b the large *target* model, which is also reused as the *verifier* J so that no extra parameters are trained or loaded. A draft answer $y_s = (y_1, \dots, y_T)$ is produced by M_s and is logically partitioned into chunks of Δ tokens (the last chunk may be shorter):

$$C_k = (y_{(k-1)\Delta+1}, \dots, y_{\min(k\Delta, T)}), \quad k = 1, \dots, K, \quad K = \lceil T/\Delta \rceil.$$

For any judge query, the verifier emits a single token from $\{\text{CORRECT}, \text{INCORRECT}\}$. We never sample: instead we read the verifier logits ℓ_C, ℓ_I at the judgment position and form a calibrated *two-way confidence*

$$p_{2w}^{\text{CORRECT}} = \frac{\exp(\ell_C)}{\exp(\ell_C) + \exp(\ell_I)}, \quad p_{2w}^{\text{INCORRECT}} = 1 - p_{2w}^{\text{CORRECT}}. \quad (1)$$

The raw verdict is $\arg \max(\ell_C, \ell_I)$; if a confidence threshold τ is supplied, a raw CORRECT is downgraded to INCORRECT whenever $p_{2w}^{\text{CORRECT}} < \tau$.

A.2 Hyperparameters and the configurations used in our experiments

Table 3 lists every PARSE hyperparameter together with the exact values used by the two model pairs in the main paper: the *Qwen-only* pair (Qwen3-235B-A22B-FP8 target, Qwen3-8B draft) and the *cross-family* pair (GLM-4.7-FP8 target, Qwen3.5-9B draft). The two configurations differ deliberately: the calibration of the judge logits depends on the model family. The Qwen judge produces sharply peaked CORRECT/INCORRECT logits, so we can run with strict thresholds ($\tau_F = 0.998$, $\tau_P = 0.985$); the GLM judge is consistently less confident on the same questions, so we lower every threshold by roughly 0.05–0.1. Both pairs use the same chunk size $\Delta = 40$ tokens, which we found gives a good balance between locating the first error finely and amortising the partial-verify forward.

Table 3: All PARSE runtime hyperparameters with the values used in our two main experiments. ‘‘Sym.’’ is the symbol used in Algorithm 2; ‘‘Flag’’ is the corresponding command-line argument exposed by `sglang.launch_server`.

Sym.	Flag	Qwen3-235B + Qwen3-8B	GLM-4.7 + Qwen3.5-9B	Role
Δ	<code>--hover-chunk-step-tokens</code>	40	40	chunk size for partial verify
τ_F	<code>--hover-full-confidence-threshold</code>	0.998	0.95	strict full-verify threshold
τ_F^{rx}	<code>--hover-relaxed-full-threshold</code>	0.95	0.90	relaxed full-verify threshold
τ_C^{rx}	<code>--hover-relaxed-chunk-threshold</code>	0.90	0.83	relaxed per-chunk threshold
τ_P	<code>--hover-partial-confidence-threshold</code>	0.985	0.88	strict per-chunk threshold
ρ	<code>--hover-partial-threshold-proportion</code>	0.30	0.20	frac. of INCORRECT chunks \Rightarrow reject
κ	<code>--hover-partial-consecutive-threshold</code>	2	2	trailing INCORRECT run \Rightarrow reject
η	<code>--hover-keep-n-correct-chunks</code>	0.0	0.0	rollback margin (in chunks)
K^{sd}	<code>--hover-short-draft-max-chunks</code>	2	2	short-draft fast-accept ceiling
τ_{sd}	<code>--hover-short-draft-confidence</code>	τ_F^{rx}	τ_F^{rx}	short-draft base threshold
T_p	<code>--hover-premature-partial-verify</code>	300	300	premature PV trigger (in tokens)
ρ_p	<code>--hover-premature-threshold-proportion</code>	0.20	0.30	premature PV INCORRECT fraction
B_b, B_s	<code>--hover-{target,draft}-max-total-tokens</code>	5000 each		per-rank KV budgets for M_b, M_s
<i>Optional EAGLE3 acceleration (Qwen-only run; both heads use 3 steps, top-5, 32 draft tokens):</i>				
	<code>--hover-draft-eagle-model-path</code>	Tengyunw/qwen3.8b.eagle3		
	<code>--hover-target-eagle-model-path</code>	lmsys/SGLang-EAGLE3-Qwen3-235B-A22B-Instruct-2507-SpecForge-Meituan		

The shifts from the Qwen column to the GLM column have a single source: GLM’s verifier head is less polarised than Qwen’s, so the same factually correct draft yields a lower p_{2w}^{CORRECT} . Keeping the Qwen thresholds on GLM would force essentially every draft into a target restart and erase

the speedup. We therefore re-fit each threshold by examining the distribution of p_{2w}^F on a small calibration set, preserving the same accept/reject ratio across the two model pairs. All other knobs ($\Delta = 40$, $\eta = 0$, $K^{\text{sd}} = 2$, $\kappa = 2$, $T_p = 300$) are kept at the same values across both runs.

A.3 Sub-routines

Holistic (full) verify. Build a single judge prompt $\pi_F(q, y_s) = \text{SYSFULL} \parallel \text{RUBRIC} \parallel \text{USER}(q, y_s)$ using the *full-verify* prompt template matched to the task category (math, science multiple-choice, coding, open-ended, extraction, reasoning). Run one forward pass of J on π_F , take the logits ℓ_C, ℓ_I at the assistant-turn slot, and return the calibrated verdict from (1) subject to the threshold τ_F .

Parallel partial verify (single forward pass). Pack K judge queries into one packed prompt sharing a common prefix, where the k -th query asks the judge to evaluate the prefix $y_{1:k\Delta}$ against the same rubric. Concretely, we concatenate

$$\pi_P = \text{SYSPARTIAL} \parallel \text{RUBRIC} \parallel \text{QUESTION}(q) \parallel (C_k \parallel \text{END})_{k=1}^K,$$

where END is the ChatML close-and-reopen marker `<im_end><im_start>assistant\n`. A custom Triton attention mask forces each END slot to attend only to the question prefix plus its own prefix $C_{1:k}$, and never to later chunks. One forward pass of J therefore yields K independent $(\ell_C^{(k)}, \ell_I^{(k)})$ pairs at the cost of a single prefix-shared decode. From these we obtain per-chunk verdicts v_k under threshold τ_P , and a last-correct chunk index k^* defined as the largest k such that v_k is CORRECT and no INCORRECT appears earlier; the chunk run as a whole rejects the draft when either the fraction of INCORRECT chunks exceeds ρ or the trailing run of INCORRECT chunks reaches κ .

Adopted-prefix length. Given k^* , the number of draft tokens we keep before handing control to M_b is

$$L^* = \min\left(T, \Delta \cdot \lfloor \max(0, k^* + 1 - \eta) \rfloor\right), \quad (2)$$

i.e. we roll back η chunks from the last correct boundary (both configurations use $\eta = 0$, so the adopted prefix ends exactly at the last CORRECT chunk boundary). $L^* = 0$ collapses to a full restart from q .

A.4 Full pipeline

Algorithm 2 shows the full procedure. After the optional premature-PV early-exit, every request flows through three gates: a strict full-verify accept at τ_F , a short-draft fast-accept that skips partial verify when its overhead would dominate, and the parallel partial-verify pass — combined with the relaxed thresholds $(\tau_F^{\text{PX}}, \tau_C^{\text{PX}})$ — that labels each request SM (ship the draft), SM+LG (*continue* from the longest accepted prefix), or LG (*restart* from q).

Algorithm 2: PARSE in detail: draft \rightarrow premature PV \rightarrow full verify \rightarrow short-draft / partial verify / restart

Input: Prompt q ; small model M_s ; large model M_b (also used as judge J); hyperparameters from Table 3; max output length T_{\max} .

Output: Final answer y^* and a fulfilment label $f \in \{\text{SM}, \text{SM+LG}, \text{LG}\}$.

// \triangleright Stage 1: draft y_s with M_s , optionally short-circuiting at T_p tokens if a quick PV already shows divergence

```

1 if  $T_p > 0$  and  $T_p < T_{\max}$  // premature-PV early-exit enabled
2 then
3    $y_s^{(1)} \leftarrow M_s(q; \text{max\_new} = T_p)$ 
4   if  $M_s$  stopped early (EOS or stop string) then
5      $y_s \leftarrow y_s^{(1)}$ ; goto Stage 2 //  $\triangleright$  full draft already produced | nothing to
      early-exit on
6    $K' \leftarrow \lceil |y_s^{(1)}|/\Delta \rceil$ 
7    $(v_k)_{k=1}^{K'} \leftarrow \text{PARTIALVERIFY}(q, y_s^{(1)}; \Delta, \tau_P)$  //  $\triangleright$  one packed forward judges every
      prefix at once
8   evaluate the  $(\rho_P, \kappa)$  rules on  $(v_k)_{k=1}^{K'}$  to obtain  $(V_P, k_p^*)$ 
9   if  $V_P = \text{INCORRECT}$  or  $\#\{k : p_{2w}^{\text{CORRECT},(k)} < \tau_C^{\text{rx}}\} \geq 3$  then
10     $L^* \leftarrow \text{Eq. (2)}$  on  $(v_k)$ ; goto Stage 6 //  $\triangleright$  abort drafting:  $M_b$  takes over from  $L^*$ 
11  else
12     $y_s \leftarrow \text{extend } y_s^{(1)}$  with  $M_s(q \parallel y_s^{(1)}; \text{max\_new} = T_{\max} - T_p)$ 
13 else
14    $y_s \leftarrow M_s(q; \text{max\_new} = T_{\max})$ 
      //  $\triangleright$  Stage 2: full-answer judge | one  $J$  pass on the whole draft; accept
      immediately if the verifier is overwhelmingly confident
15    $(\ell_C^F, \ell_I^F) \leftarrow J(\pi_F(q, y_s))$ ; compute  $p_{2w}^F$  via Eq. (1)
16    $V_F \leftarrow \text{CORRECT}$  if  $\ell_C^F \geq \ell_I^F$  and  $p_{2w}^F \geq \tau_F$  else  $\text{INCORRECT}$ 
17   if  $V_F = \text{CORRECT}$  then
18     return  $(y_s, \text{SM})$  //  $\triangleright$  strict accept: ship the draft, no  $M_b$  work needed
      //  $\triangleright$  Stage 3: short-draft fast-accept | for very short drafts, skip partial
      verify if the full-verify confidence already clears the relaxed bar
19    $K \leftarrow \lceil |y_s|/\Delta \rceil$ ;  $\tau_{\text{sd}}^{(K)} \leftarrow \min(\tau_{\text{sd}} + 0.02(K - 1), \tau_F^{\text{rx}})$ 
20   if  $K \leq K^{\text{sd}}$  and  $p_{2w}^F \geq \tau_{\text{sd}}^{(K)}$  then
21     return  $(y_s, \text{SM})$  //  $\triangleright$  ship draft: too short for PV to amortise, judge already
      says OK
      //  $\triangleright$  Stage 4: parallel partial verify | one packed  $J$  pass scores every prefix
       $y_{1:k\Delta}$  and identifies the last CORRECT chunk  $k^*$ 
22    $(v_k)_{k=1}^K \leftarrow \text{PARTIALVERIFY}(q, y_s; \Delta, \tau_P)$  //  $\triangleright$   $K$  prefix verdicts at the cost of one
      decode
23   evaluate the  $(\rho, \kappa)$  rules on  $(v_k)_{k=1}^K$  to obtain  $(V_P, k^*)$ 
24    $p_{2w}^{\min} \leftarrow \min_k p_{2w}^{\text{CORRECT},(k)}$ 
      //  $\triangleright$  Stage 5: relaxed accept | full verdict missed strict bar, but if  $J$  is
      moderately confident overall AND every chunk passed locally, ship it
25   if  $p_{2w}^F \geq \tau_F^{\text{rx}}$  and  $p_{2w}^{\min} \geq \tau_C^{\text{rx}}$  then
26     return  $(y_s, \text{SM})$  //  $\triangleright$  ship draft: globally OK + locally OK on every chunk
      //  $\triangleright$  Stage 6: hand off to  $M_b$  | continue from the longest accepted prefix  $y_{1:L^*}$ 
      if any, otherwise restart from the prompt  $q$ 
27    $L^* \leftarrow \text{Eq. (2)}$  with  $k^*$  and  $\eta$ 
28   if  $L^* > 0$  then
29      $y^* \leftarrow y_{1:L^*} \parallel M_b(q \parallel y_{1:L^*})$  //  $\triangleright$  continue: reuse  $L^*$  correct draft tokens,  $M_b$ 
      writes only the suffix
30     return  $(y^*, \text{SM+LG})$ 
31  else
32    $y^* \leftarrow M_b(q)$  //  $\triangleright$  restart: no usable prefix,  $M_b$  writes the full answer
33   return  $(y^*, \text{LG})$ 

```

B SpecReason baseline

The SpecReason baseline uses the same Qwen3-235B / Qwen3-8B target / drafter pair as our PARSE runs, with a fixed chunk size of $\Delta_{\text{SR}} = 40$ tokens. Algorithm 3 gives the per-question control flow.

Algorithm 3: SpecReason baseline (one question)

Input: Prompt q ; small server S_s ; big server S_b ; score threshold $\tau=7$; chunk size $\Delta_{\text{SR}}=40$ tokens; token budget $B=1300$; reasoning- or code-scoring prompt π .

Output: Final response y .

```
1  $y \leftarrow \varepsilon$ ;  $T \leftarrow 0$ 
2 while  $T < B$  and  $S_s$  has not emitted EOS do
3    $c_s \leftarrow S_s.\text{GENERATE}(q, y; \Delta_{\text{SR}})$            // ▷ small drafter proposes one chunk
4    $s \leftarrow S_b.\text{SCOREFIRSTDIGIT}(q, y, c_s, \pi)$    // ▷ single-token logprob query on  $S_b$ 
5   if  $s \geq \tau$  then
6      $y \leftarrow y \parallel c_s$                        // ▷ accept: cheap chunk
7   else
8      $c_b \leftarrow S_b.\text{GENERATE}(q, y; \Delta_{\text{SR}})$    // ▷ regenerate the rejected chunk on  $S_b$ 
9      $y \leftarrow y \parallel c_b$ 
10   $T \leftarrow |y|$  in tokens
11 return  $y$ 
```

C Prompt for Stage 2 of Algorithm 1

In Stage 2(i) (*Full-answer judgement*), the target model holistically evaluates whether the draft answer is correct (see Algorithm 1, line 4). This verification is conducted in a *prefill-only* manner: the entire draft is passed once through the model, which then emits a classification token (Correct or Incorrect). The following prompt specifies the verification instruction used by the model in this stage.

Stage 2(i) Verification Prompt

SYSTEM PROMPT

You are a cold, conservative, strict and rigorous verifier of COMPLETE solutions. Given a question and a proposed answer, decide if the answer is correct. There are three modes—pick exactly one: - Math: math problems/derivations/numeric computations. - Science-QA: science multiple-choice (A–J) style questions. - Coding: programming/code-generation questions where the proposed answer is code meant to solve the task. Respond with only one word: Correct or Incorrect. You are strict and cautious. If there is doubt, answer Incorrect.

RUBRIC PROMPT

=== MODE PICKER (deterministic) ===

Use Coding iff the question or proposed answer is clearly a programming/code-generation task (e.g., asks to write code or a function, or provides code as the main answer). Otherwise use Science-QA iff the question or answer clearly involves options A–J (e.g., an explicit choice letter or multiple-choice format). Otherwise use Math. Do NOT switch modes mid-judgment.

=== GLOBAL STRICTNESS (applies to all modes) ===

Judge ONLY the provided content. If the final conclusion is missing, unclear, or contradictory → Incorrect. If multiple conflicting final conclusions exist → Incorrect. If any decisive error exists → Incorrect. When in doubt → Incorrect.

=== MATH MODE RULES ===

Check ALL: (1) arithmetic/algebra identities and steps are valid; (2) domain/units/constraints respected (e.g., probabilities in [0,1], counts are non-negative integers); (3) internal consistency; (4) completeness: an explicit final answer that matches what is asked. Numeric answers must be exactly correct unless a tolerance is explicitly justified; symbolic answers must be algebraically equivalent. Any failure → Incorrect.

=== SCIENCE-QA MODE RULES ===

You will see a scientific question and a proposed answer/explanation that may include a final

choice letter (A–J). Use ONLY the provided content and commonly accepted scientific facts; do not invent options you cannot infer. Your task: decide whether the proposed answer’s final conclusion is correct for the question. Guidelines: 1) If the proposed answer clearly concludes with a single choice (A–J or equivalent like \boxed{C}), judge that conclusion. 2) If multiple conflicting final choices are present, or no conclusion is given, answer Incorrect. 3) If the reasoning is obviously wrong or contradicts established science relevant to the question, answer Incorrect. 4) If the reasoning is sound and the conclusion plausibly follows, answer Correct. 5) Be cautious but not adversarial; when evidence strongly supports the given conclusion, answer Correct.

=== CODING MODE RULES (overrides Global Strictness) ===

For coding questions, answer Correct. This is not a typo. Your default answer is Correct. Code that defines a function addressing the problem → Correct. Code with potential bugs you are not sure about → Correct. Code with edge case issues → Correct. Code with style problems or different approach than you would use → Correct. Code with extra markdown or text around it → Correct. The ONLY exception: answer Incorrect if there is literally no code (only English prose) or the code is for a completely unrelated problem. If you see code that attempts the stated problem, answer Correct.

=== OUTPUT FORMAT (STRICT) ===

The FIRST line must be EXACTLY one of: Correct or Incorrect. Reply with EXACTLY one word on the first line: Correct or Incorrect

In Stage 2(ii) (*Parallel prefix verification*), the target model judges whether each *prefix* of the draft answer remains valid, allowing PARSE to reuse the longest correct prefix rather than restarting from scratch (see Algorithm 1, line 8). This is implemented via a single prefill-only forward pass that evaluates multiple prefixes in parallel using a custom attention mask. The following prompt specifies the instructions used to guide the verifier when checking partial prefixes.

Stage 2(ii) Partial Verification Prompt

JUDGE_SYSTEM

You are a strict but fair verifier of PARTIAL solutions. You see a question and an in-progress answer prefix. Your job is to judge ONLY the shown steps/claims so far, not the unseen remainder. There are three modes: - Math-Partial: mathematical derivations/solutions. - QA-Partial: science multiple-choice (A–J) style questions with domain facts. - Coding-Partial: programming/code-generation tasks where the proposed answer is a partial code solution. Pick the mode that fits the question and judge accordingly.

RUBRIC PROMPT

=== MODE SELECTION ===

Choose ONE mode based on the question: - Use Math-Partial if the task is a math problem/derivation or numeric proof-style reasoning. - Use QA-Partial if the task is a scientific multiple-choice question (A–J style) or scientific reasoning. - Use Coding-Partial if the task is clearly a programming/code-generation problem or the answer is primarily code. Do NOT switch modes mid-judgment.

=== Math-Partial STANDARD ===

Scope: Evaluate ONLY the shown work-in-progress. Do NOT assume missing steps or future fixes.

Lenient allowances (do NOT penalize): harmless notation quirks; skipped trivial algebra; standard unstated identities; rounding/simplification that does not change any stated intermediate value or claim; incomplete plan description when the visible steps remain consistent and legal.

Strict errors (mark Incorrect): arithmetic/algebra mistakes that change a stated value; invalid identities; illegal operations (e.g., divide by 0); domain or constraint violations (e.g., probabilities outside [0,1], negative lengths declared positive); logical contradictions within the shown steps; misuse of definitions or theorems yielding a wrong derived claim.

Tie-breaker: If you cannot point to a concrete mathematical error in the SHOWN steps, output Correct.

=== QA-Partial STANDARD ===

Scope: Evaluate ONLY the shown scientific statements/inferences relative to the question stem (A–J style context). You are checking whether the partial reasoning already contains a decisive scientific or quantitative mistake.

Lenient allowances (do NOT penalize): lack of a final option letter; exploratory or incomplete reasoning that remains consistent with the stem; benign phrasing or notation differences; standard high-level summaries of well-known facts.

Strict errors (mark Incorrect): factual falsehoods about established science relevant to the question (e.g., mis-stated definitions/laws, wrong matrix or operator forms, impossible units/dimensions); quantitative or linear-algebra mistakes that change a stated intermediate claim (e.g., wrong eigenvalue/eigenvector relation, invalid normalization); inferences that contradict given conditions or data in the stem, or internal contradictions within the shown reasoning; explicit commitment to an option that is logically ruled out by the stem or by the shown calculations.

Neutral/incomplete: If the partial text has not yet made a falsifiable claim and contains no concrete error, output Correct.

Tie-breaker: Absent a definite scientific or quantitative error in the SHOWN text, output Correct.

=== Coding-Partial STANDARD ===

Scope: Evaluate ONLY the visible portion of the code/solution, not any imagined future edits.

Default: For code that attempts the stated problem, your default answer is Correct.

Lenient allowances (do NOT penalize — answer Correct): missing trailing code or obvious TODOs when the existing code remains logically consistent; benign style issues, minor inefficiencies, or different variable/parameter names; different algorithmic approach than you would use, as long as the visible logic is consistent; code that uses different built-in functions or standard library calls than you would choose; partial or incomplete code that could still be extended to a correct solution.

Strict errors (mark Incorrect ONLY for these): clear logic bugs that would definitely produce wrong results on any input; code that is for a completely unrelated problem or contains no code at all.

Tie-breaker: When in doubt about code correctness, output Correct.

=== OUTPUT FORMAT (STRICT) ===

Reply with EXACTLY one word on the first line: Correct or Incorrect No other text is allowed.

Limitation and scope of the prompts. The two judge prompts above are deliberately domain-aware. We acknowledge that this domain-specific prompt engineering is a limitation — a different deployment may need a fresh rubric for its own task mix, and the reported numbers should be read as evidence that *some* good prompt exists, rather than as a one-size-fits-all artifact. The contribution of this paper, however, is not the particular wording of the rubric. It is the higher-level claim that an LLM target model already *knows when its own draft has gone wrong*, and that this knowledge can be extracted in parallel across every prefix of the draft in a single forward pass — enabling cheap, fine-grained error localisation rather than full regeneration. We welcome and encourage further prompt-engineering work that strengthens the verifier on top of this primitive.

D Examples of Continual Generation from the last correct prefix

In this section, we provide illustrative case studies showing how PARSE leverages prefix verification to recover from draft model errors. Specifically, when the draft model deviates from the correct solution, the target model is able to identify the earliest point of error and resume generation from the last valid prefix, rather than restarting from scratch. These examples highlight the effectiveness of continual generation: by reusing correct portions of the draft, PARSE minimizes redundant computation while still ensuring accurate final answers. We follow the same convention as in section 4.7, where black text is the reused prefix, red text is the rejected portion of the draft, and the green text is the new suffix regenerated by the target model.

Question: The largest exporter of agricultural goods in the world is :A. the United States.B. Mexico. C. Chile. D. China?

To determine the largest exporter of agricultural goods in the world, we need to consider the global agricultural trade landscape. 1. United States (A): The U.S. is a major agricultural producer and exporter, particularly in crops like corn, soybeans, and wheat. However, it is not the largest exporter globally in terms of total value. 2. Mexico (B): Mexico is a major exporter of agricultural goods, especially in fruits, vegetables, and dairy products. It is one of the largest agricultural exporters in the world, but it is not the largest. 3. Chile (C): Chile is a major exporter of agricultural goods, particularly in wine, beef, and other high-value products. It is one of the top agricultural exporters in the world. 4. China (D): China is the largest exporter of agricultural goods in the world, with significant exports of rice, wheat, and other staple crops. It is the largest in terms of total value and volume. Final Answer: D a significant exporter of fruits, wine, and seafood, particularly to North America and Asia. 4. China (D): China is the world's largest agricultural producer, but it is not a top net exporter. In fact, the United States consistently ranks as the largest exporter of agricultural goods by total value, according to data from the USDA and the World Trade Organization. While other countries may lead in specific commodities, the U.S. leads in overall agricultural export value. Final Answer: A

Question: A custodian has to clean a school with 80 classrooms. They have 5 days to get it done. It takes them 15 minutes per classroom. If they work an 8 hour day, what percentage of their day, on average, is spent cleaning classrooms?

To find the percentage of the custodian's day spent cleaning classrooms, we need to follow these steps: Step 1: Total time spent cleaning classrooms - There are 80 classrooms. - It takes 15 minutes per classroom. - Total time spent cleaning = $80 \times 15 = 1200$ minutes. Step 2: Convert total time to hours - $1200 \text{ minutes} = \frac{1200}{60} = 20$ hours. Step 3: Total time available in a day - The custodian works 8 hours per day. Step 4: Calculate the percentage of the day spent cleaning - Percentage = $\left(\frac{20}{8}\right) \times 100 = 250\%$. Final Answer: 250% Step 3: Total available work hours - The custodian works 8 hours per day for 5 days. - Total available work time = $8 \times 5 = 40$ hours. Step 4: Calculate percentage of time spent cleaning - Time spent cleaning = 20 hours. - Total work time = 40 hours. - Percentage of time spent cleaning = $\left(\frac{20}{40}\right) \times 100 = 50\%$. The custodian spends 50% of their time, on average, cleaning classrooms. Final Answer: 50%

Question: There are 4 snails in one aquarium and 32 snails in another aquarium. The difference between the number of snails in the two aquariums is twice the amount of fish in both aquariums. If both aquariums have the same number of fish in them, how many fish are there in each aquarium?

We are given the following information: - There are 4 snails in one aquarium. - There are 32 snails in another aquarium. - The difference between the number of snails in the two aquariums is twice the amount of fish in both aquariums. - Both aquariums have the same number of fish. Step 1: Find the difference in the number of snails $32 - 4 = 28$. So, the difference in the number of snails is 28. Step 2: Use the given relationship We are told that this difference (28) is twice the amount of fish in both aquariums. Let the number of fish in each aquarium be x . Then, the total number of fish in both aquariums is: $x + x = 2x$. We are told: $2x = 28$. Step 3: Solve for x $x = \frac{28}{2} = 14$. Final Answer: 14 each aquarium be f . Since both aquariums have the same number of fish, the total number of fish in both aquariums is: $f + f = 2f$. According to the problem, the difference in snails (28) is twice the total number of fish in both aquariums: $28 = 2 \times (2f)$. Simplify the right side: $28 = 4f$. Now solve for f : $f = \frac{28}{4} = 7$. Final Answer: 7. There are 7 fish in each aquarium.

Question: What is the traditional 20th wedding anniversary gift? Options: A. silver B. emerald C. pearl D. diamond E. leather F. sapphire G. ruby H. paper I. china J. gold

To determine the traditional 20th wedding anniversary gift, we need to refer to the traditional gift associations for wedding anniversaries. Here is the traditional gift list for wedding anniversaries: - 1st: Paper - 2nd: Cotton - 3rd: Leather - 4th: Fruit - 5th: Wood - 6th: Iron - 7th: Wool - 8th: Cotton - 9th: Cotton - 10th: Tin - 11th: Copper - 12th: Fabric - 13th: Fabric - 14th: Crystal - 15th: Crystal - 16th: Lapis Lazuli - 17th: Lapis Lazuli - 18th: China - 19th: China - 20th: Silver. So, the traditional 20th wedding anniversary gift is silver. Final Answer: A 11th: Steel - 12th: Silk - 13th: Lace - 14th: Ivory - 15th: Crystal - 20th: China. The traditional 20th wedding anniversary gift is china. I

Question: What is the largest order of an element in the group of permutations of 5 objects? Options: A. 12 B. 6 C. 5 D. 15

To determine the largest order of an element in the group of permutations of 5 objects, we need to understand the structure of the symmetric group S_5 . Step 1: Understand the group The symmetric group S_n consists of all permutations of n objects. The order of a permutation is the least common multiple (LCM) of the lengths of its disjoint cycles. Step 2: Find the largest possible cycle length In S_5 , the maximum possible cycle length is 5 (a single 5-cycle). The order of a 5-cycle is 5, since the LCM of 5 is 5. Step 3: Consider other cycle types Other cycle types in S_5 include: - 4-cycles (order 4) - 3-cycles (order 3) - 2-cycles (order 2) - 1-cycles (order 1). The largest order among these is 5 (from a 5-cycle). Step 4: Confirm the answer The largest order of an element in S_5 is 5. Final Answer: C Products of disjoint cycles, such as a 3-cycle and a 2-cycle (disjoint), which gives a permutation of type (3,2). We must consider all integer partitions of 5 and compute the LCM of the cycle lengths. Partitions of 5 and corresponding LCMs: 1. (5) \rightarrow LCM(5) = 5 2. (4,1) \rightarrow LCM(4,1) = 4 3. (3,2) \rightarrow LCM(3,2) = 6 4. (3,1,1) \rightarrow LCM(3,1,1) = 3 5. (2,2,1) \rightarrow LCM(2,2,1) = 2 6. (2,1,1,1) \rightarrow LCM(2,1,1,1) = 2 7. (1,1,1,1,1) \rightarrow identity, order 1. The maximum among these is LCM(3,2) = 6. Is there a partition that gives a higher LCM? Try (3,2): 3+2=5 \rightarrow valid, LCM=6. (5): LCM=5. (4,1): 4. (2,3): same as (3,2). No partition gives LCM higher than 6. Wait: is there a way to get LCM = 12? That would require cycles of length 3 and 4, but 3+4=7 $\not\leq$ 5 — impossible. LCM = 15? Needs 3 and 5 \rightarrow 3+5=8 $\not\leq$ 5 — impossible. So maximum is 6. But wait — is there a 5-cycle? Order 5. Or a 3-cycle and a disjoint 2-cycle: yes, in S_5 , we can have (1 2 3)(4 5). This has order LCM(3,2) = 6. No other combination gives higher. Thus, the largest order is 6. B