

# Fast and accurate conditioning for large-scale and online Gaussian process prediction problems

Samanyu Arora

Christopher J. Geoga

## Abstract

Gaussian Process (GP) models provide a flexible framework for prediction and uncertainty quantification. For most covariance functions, however, exact GP prediction with  $n$  points scales as  $\mathcal{O}(n^3)$ , making it prohibitively expensive for large datasets or large numbers of prediction points. While nearest neighbor-based prediction can work well in certain settings, non-pathological circumstances (for example measurement noise) can severely restrict its efficiency. This work presents a complementary approach where one conditions on carefully designed linear combinations of data, which is particularly effective in the setting of jointly predicting many values in large connected regions of the data domain. For kernel functions that are smooth away from the origin and simple prediction domains, this method can be exponentially convergent in the number of linear combinations  $r$  used for conditioning, and can be machine-precision machine-precision accurate for  $r \approx 100$ . This approach costs  $\mathcal{O}(Tr^2)$  work to compute where  $T$  is the cost of solving a linear system with the data covariance matrix, and so in many cases can be computed in linear or near-linear cost by exploiting rank structure in well-behaved covariance matrices. At the cost of  $\mathcal{O}(nr^2)$  additional precomputation work, this approach can also provide predictions at arbitrary points of a designated region in  $\mathcal{O}(1)$  online work, making it particularly attractive for problems where prediction points are not known in advance.

## 1 Introduction

Many applications in spatial statistics, computer experiments, and machine learning require predicting a latent function at a large number of locations and quantifying uncertainty in those predictions. Gaussian process (GP) models are a natural tool for this, as they give conditional expectations that are linear functions of data and thus conditional distributions that are themselves multivariate normal distributed. Moreover, they are by far the easiest process model to specify (at least in dimensions greater than one), being entirely specified by just their mean and covariance functions. In particular, a process  $f(\mathbf{x})$  is a GP with mean function  $\mu(\mathbf{x}) = \mathbb{E}f(\mathbf{x})$  and covariance function  $K(\mathbf{x}, \mathbf{x}') = \text{Cov}(f(\mathbf{x}), f(\mathbf{x}'))$  if for any given collection of locations  $\mathcal{S} = \{x_1, \dots, x_n\}$ , one has that the vector  $\mathbf{f} \in \mathbb{R}^n$  with  $\mathbf{f}_j = f(\mathbf{x}_j)$  has distribution

$$\mathbf{f} \sim \mathcal{N}(\boldsymbol{\mu}, \boldsymbol{\Sigma}), \quad \text{with} \quad \boldsymbol{\mu}_j = \mu(\mathbf{x}_j), \quad \boldsymbol{\Sigma}_{j,k} = K(\mathbf{x}_j, \mathbf{x}_k).$$

In many applications, one presumes to make measurements that are also polluted with independent noise, so that actual measurements at a location  $\mathbf{x}$ , denoted  $y(\mathbf{x})$ , are given by the observation model

$$y_i = f(\mathbf{x}_i) + \varepsilon_i, \quad \boldsymbol{\varepsilon} \sim \mathcal{N}(\mathbf{0}, \tau^2 \mathbf{I}_n).$$

We will make two simplifying assumptions in this work. First, we will assume that  $\mu(\mathbf{x}) = \mathbb{E}f(\mathbf{x}) \equiv 0$ , so that  $f$  (and thus  $y$ ) are *mean-zero*, which is a common and mild assumption in the literature since means are often estimated and handled separately. Second, we will assume that the covariance

function  $K(\mathbf{x}, \mathbf{x}')$  is *translation invariant*, so that  $K(\mathbf{x}, \mathbf{x}') = K(\mathbf{x} - \mathbf{x}')$ . This makes the process  $f(\mathbf{x})$  *stationary*. This assumption is also very common among practitioners, although it is not necessarily mild. Much of the analysis and methodology in this work could readily be extended to the nonstationary case at little conceptual but significant technical expense.

For the problem of predicting  $f(\mathbf{x}')$  at prediction locations  $\mathcal{S}' = \{\mathbf{x}'_1, \dots, \mathbf{x}'_m\}$ , the conditional distribution of  $\mathbf{f} = [f(\mathbf{x}'_k)]_{k=1}^m$  given  $\mathbf{y}$  is given by

$$\mathbf{f} | \mathbf{y} \sim \mathcal{N}(\mathbf{C}^T \boldsymbol{\Sigma}^{-1} \mathbf{y}, \mathbf{K}(\mathcal{S}', \mathcal{S}') - \mathbf{C}^T \boldsymbol{\Sigma}^{-1} \mathbf{C}) = \mathcal{N}(E[\mathbf{f} | \mathbf{y}], V[\mathbf{f} | \mathbf{y}]), \quad (1)$$

where  $\mathbf{C} = K(\mathcal{S}, \mathcal{S}') = [K(\mathbf{x}_j, \mathbf{x}'_k)]_{j=1, k=1}^{n, m}$  denotes the kernel-implied cross covariance matrix and  $\boldsymbol{\Sigma} = (K(\mathcal{S}, \mathcal{S}) + \tau^2 \mathcal{I})$  is the marginal variance for observed data  $\mathbf{y}$ . As this fact demonstrates, the covariance function that dictates the structure of matrices like  $\mathbf{C}$  and  $\boldsymbol{\Sigma}$  is extremely important in dictating the predictive properties of a GP model, particularly in the conditional variances which do not depend on the data at all and are *entirely* determined by the choice of covariance function.

While its simplicity and concrete interpretation is appealing, computing these conditional distributions can be expensive: both the conditional mean and conditional variance require factorizing  $\boldsymbol{\Sigma}$ , which costs  $\mathcal{O}(n^3)$  work and  $\mathcal{O}(n^2)$  storage. Given that many modern GP applications are done with large datasets, this is often prohibitively expensive to do exactly. And even in settings where one is able to compute a conditional mean exactly, for the problem of predicting at *many* locations, or rapidly predicting in an online way as one might do in Bayesian optimization that involves, for example, optimizing  $\mathbf{x}' \mapsto E[f(\mathbf{x}') | \mathbf{y}] + \sqrt{V[f(\mathbf{x}') | \mathbf{y}]}$  [25], the computational burden grows significantly more expensive still. For this reason, the vast majority of applications that require these variety of predictive tasks use approximate methods.

A theme connecting many of the most performant scalable Gaussian process approximations of today is *locality*. The simple and natural idea that the prediction  $E[f(\mathbf{x}_0) | \mathbf{y}]$  depends primarily on measurements in  $\mathbf{y}$  made closest to  $\mathbf{x}_0$  motivates the most broadly applicable and successful methods for approximating Gaussian log-likelihoods in the setting of infeasibly large data sizes. Methods under this umbrella go by several names, including *Vecchia* approximations [36, 32, 20, 28], nearest neighbor Gaussian processes [6, 7], Gauss-Markov random field (GMRF) models [27, 21], and other popular methods such as inducing points [29] can be interpreted as special cases of this broader phenomenon [19]. The thread connecting all of these ideas is that the *conditional* distribution  $f(\mathbf{x}') | \mathbf{y}$  can in certain circumstances be well-approximated with  $f(\mathbf{x}') | \mathbf{y}_{\sigma(\mathbf{x}')}$ , where  $\sigma(\mathbf{x}')$  denotes a small subset of the full data typically consisting of the most nearby measurements to  $f(\mathbf{x}')$ . Approximating conditionals in this way offers clear computational improvements, reducing the computational burden of the log-likelihood from  $\mathcal{O}(n^3)$  to  $\mathcal{O}(k^3)$  if each  $\sigma(\mathbf{x}_j)$  is  $\mathcal{O}(1)$  in size. A fundamental limitation for these subsetting-flavored prediction methods, however, is that their accuracy depends on the covariance model satisfying the *screening* property [31], which is closely connected to having Markovian structure. Unfortunately, Markovian-like structure can be brittle, and very common modeling assumptions and designs—such as having measurement error—can significantly impact the accuracy of these approximations [31]. Methods to compensate for this degradation have been proposed and demonstrated to work well [28, 20, 10]. The mechanism for these corrections, however, is that they work with approximate conditionals in a latent space where locality is restored. As such, for the direct problem of approximating conditional means and variances, they are not directly applicable.

In this work, we offer an alternative—and in many ways complementary—approach to rapid and accurate prediction, including  $\mathcal{O}(1)$ -cost online prediction per location, in a given domain. Rather than reducing the cost of prediction by conditioning on only a small subset of data, we condition on a small number of *dense* linear combinations of data, denoted  $\mathbf{s} = \mathbf{Q}^T \mathbf{y}$  for orthogonal matrix

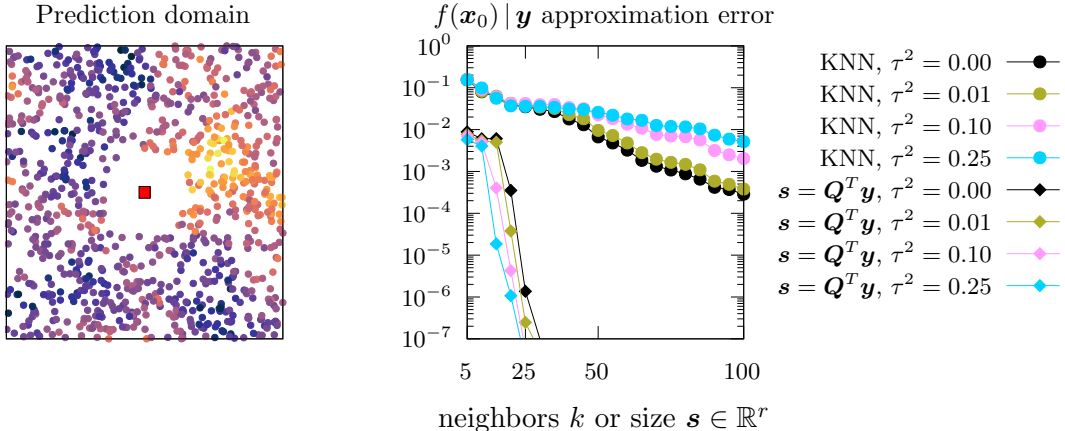


Figure 1: An accuracy comparison for the problem of approximating  $f(\mathbf{x}_0) | \mathbf{y}$  with  $\mathbf{x}_0$  at the center of the square  $[0, 1]^2$  (example data and domain shown in the left panel) with a Matérn ( $\nu = 0.75$ ) model and additive noise variance  $\tau^2$  using either  $k$  nearest neighbors or linear combinations  $\mathbf{s} = \mathbf{Q}^T \mathbf{y} \in \mathbb{R}^r$  (the new approach of this work) for conditioning. The error metric used here (Kullback-Leibler divergence) is a closeness measure for probability distributions and is defined in Section 2.2.

$\mathbf{Q} \in \mathbb{R}^{n \times r}$ . As will be demonstrated in the next section, if the covariance function being used satisfies mild conditions such as smoothness away from the origin, prediction problems on large connected portions of a domain can often be made effectively exact by conditioning on  $\sim 100$  or fewer carefully chosen linear combinations, and with additional precomputations can provide online evaluation of effectively exact conditional distributions—including conditional variances—in  $\mathcal{O}(1)$  work after an additional  $\mathcal{O}(n)$ -cost precomputation. Figure 1 gives a demonstration of  $k$ -nearest neighbor prediction versus the the approach described here at various levels of measurement noise with a Matérn covariance function.

While the analysis of this strategy from a probabilistic perspective is novel to our knowledge, it is worth noting that many of the analytical techniques used in this work are directly borrowed from a significant existing body of literature in the fast algorithm literature. The notions of exploiting low-rank structure in cross-covariances between well separated regions, for example, dates back at least to the fast multipole method (FMM) [11], and the notation and terminology around kernel interpolation and anterpolation closely follows those conventions. Further, we note that several existing methods in the GP literature have been proposed that address problems like scalably predicting at significant numbers of spatial locations [5, 13]. Similarly, alternative methods for approximating and accelerating conditional (co)variances have recently been presented in [4]. The primary contribution of this work is to provide an analysis of this prediction mechanism from the perspective of statistical efficiency, and to describe a mechanism by which a practitioner with access to rapid linear solves  $\mathbf{v} \mapsto \Sigma^{-1} \mathbf{v}$ —in particular, likely using one of the methods just referred to above—can build high-efficiency approximations to conditional distributions, both in the numerical and statistical sense.

The remainder of the paper is as follows. In section 2, we will outline the probabilistic mechanism being exploited that can make this low-dimensional conditional distribution effectively as efficient as its generic full-dimensional counterpart. Following that, in Section 3 we discuss a broadly applicable computational apparatus for obtaining these special linear combinations and the requisite matrices for conditional (co)-variances in a time complexity that is linear in the cost of a linear solve  $\mathbf{v} \mapsto \Sigma^{-1} \mathbf{v}$ , which often coincides with the cost of  $\mathbf{v} \mapsto \Sigma \mathbf{v}$  due to the efficiency of common

preconditioners for well-behaved covariance matrices like the Vecchia approximation [36] (see [15] for an example, and [8] for a performant software library and runnable demonstrations). Finally, Section 4 will provide a suite of numerical demonstrations showing the accuracy and efficiency of our method.

## 2 Conditioning on Linear Combinations

A key observation that this section will outline in detail is that there is a fundamental connection between smoothness of the covariance function away from the origin and a reducible form for shared information between measurements in two well-separated regions of a spatial domain. As mentioned in the introduction, the deterministic aspect of this observation underlies many classical fast algorithms for matrix-vector products [11, 33, 18]. What is new in this discussion, however, is the concrete probabilistic analysis of how this structure can be used to create low-dimensional transformations of the data  $\mathbf{y}$  resembling sufficient statistics.

Throughout this section unless otherwise stated, we will use  $\mathcal{S} = \{\mathbf{x}_1, \dots, \mathbf{x}_n\}$  to denote the training inputs and  $\mathbf{y} \in \mathbb{R}^n$  for the noisy observations (so that  $\mathbf{y}_j = f(\mathbf{x}_j) + \varepsilon_j$ ). Moreover, we will consistently use  $\mathcal{S}' = \{\mathbf{x}'_j\}_{j=1}^m \subset \mathcal{D}'$  to denote an arbitrary collection of points at which we wish to predict  $\mathbf{f} = [f(\mathbf{x}'_j)]_{j=1}^m$ . We will assume that the nice regions containing the data locations  $\mathcal{S}$ , denoted  $\mathcal{D}$ , and the region containing prediction locations  $\mathcal{S}'$ , denoted  $\mathcal{D}'$ , are positively separated under any reasonable distance metric. Finally, we will use  $\mathbf{s} = \mathbf{Q}^T \mathbf{y}$  to denote the lower-dimensional set of linear combinations of data that we will use to approximate  $\mathbf{f} | \mathbf{y}$ .

### 2.1 Probabilistic idea: conditioning on linear summaries

We begin with the joint distribution of the observed data and the latent function value at a single prediction location. Let  $f_0 = f(\mathbf{x}_0)$  be the latent value of the process at a new location  $\mathbf{x}_0$ . Under a Gaussian process prior with covariance  $K$  and noise variance  $\tau^2$ , Equation 1 simplifies to

$$f_0 | \mathbf{y} \sim \mathcal{N}(\mathbf{c}_0^T \boldsymbol{\Sigma}^{-1} \mathbf{y}, K(\mathbf{x}_0, \mathbf{x}_0) - \mathbf{c}_0^T \boldsymbol{\Sigma}^{-1} \mathbf{c}_0), \quad \mathbf{c}_0 = K(\mathcal{S}, \mathbf{x}_0). \quad (2)$$

A basic definitional fact about conditional expectations is that for any two random variables  $W_1$  and  $W_2$ ,  $E[W_1 | W_2] = E[W_1 | E[W_1 | W_2]]$ . In the Gaussian process setting, this general result can be interpreted and proven in particularly concrete terms that motivate the more general statements that will be given shortly.

**Proposition 1.** *Define  $\boldsymbol{\lambda} = \boldsymbol{\Sigma}^{-1} \mathbf{c}_0 \in \mathbb{R}^n$  and  $s = \boldsymbol{\lambda}^T \mathbf{y}$ . Then*

$$f_0 | s \stackrel{d}{=} f_0 | \mathbf{y},$$

*i.e., conditioning on the single scalar  $s$  yields the same conditional distribution for  $f_0$  as conditioning on the full data  $\mathbf{y}$ .*

*Proof.* Noting that  $\text{Var}(s) = \boldsymbol{\lambda}^T \boldsymbol{\Sigma} \boldsymbol{\lambda} = \mathbf{c}_0^T \boldsymbol{\Sigma}^{-1} \mathbf{c}_0$ , a standard computation gives the conditional mean  $E[f_0 | s]$  as

$$E[f_0 | s] = \mathbf{c}_0^T \boldsymbol{\lambda} (\boldsymbol{\lambda}^T \boldsymbol{\Sigma} \boldsymbol{\lambda})^{-1} \boldsymbol{\lambda}^T \mathbf{y} = \mathbf{c}_0^T \boldsymbol{\Sigma}^{-1} \mathbf{c}_0 (\mathbf{c}_0^T \boldsymbol{\Sigma}^{-1} \mathbf{c}_0)^{-1} \mathbf{c}_0^T \boldsymbol{\Sigma}^{-1} \mathbf{y} = \mathbf{c}_0^T \boldsymbol{\Sigma}^{-1} \mathbf{y}.$$

A similar computation gives the conditional variance  $V[f_0 | s]$  as

$$V[f_0 | s] = K(\mathbf{x}_0, \mathbf{x}_0) - \mathbf{c}_0^T \boldsymbol{\lambda} (\boldsymbol{\lambda}^T \boldsymbol{\Sigma} \boldsymbol{\lambda})^{-1} \boldsymbol{\lambda}^T \mathbf{c}_0 = K(\mathbf{x}_0, \mathbf{x}_0) - \mathbf{c}_0^T \boldsymbol{\Sigma}^{-1} \mathbf{c}_0.$$

These coincide with the mean and variance of  $f_0 | \mathbf{y}$ , and so since the multivariate normal is fully specified by its first two moments we conclude the two distributions are identical.  $\square$

Naturally, this is not particularly useful at face value since computing  $E[f_0 | \mathbf{y}] = \boldsymbol{\lambda}^T \mathbf{y}$  and then conditioning on that scalar does not actually save the user any computation. But it motivates the *idea* that there are specific linear combinations of the data that may contain nearly all of the predictive information of a given data vector  $\mathbf{y}$  as it pertains to an unknown value  $f(\mathbf{x}_0)$ . And if linear predictor vectors  $\boldsymbol{\lambda}$  for many prediction points live in a low-dimensional subspace, then a reasonably small number of linear combinations may be strongly explanatory for a large number of prediction locations. Letting  $\boldsymbol{\alpha} = \boldsymbol{\Sigma}^{-1} \mathbf{y}$ , we note that the Kriging estimator for  $f(\mathbf{x}_0)$  can be written in the above way or in the potentially more familiar kernel interpolation form as

$$E[f(\mathbf{x}_0) | \mathbf{y}] = \boldsymbol{\lambda}(\mathbf{x}_0)^T \mathbf{y} = \sum_{j=1}^n \alpha_j K(\mathbf{x}_j - \mathbf{x}_0). \quad (3)$$

And so particularly in settings where one wants to predict at many  $\mathbf{x}'$  values in some connected region of space that contains no or a small number of data points which we will denote with  $\mathcal{D}'$ , then smoothness of  $K$  in the appropriate regions of its domain will impart smoothness to the predictive mean  $\hat{f}$  on  $\mathcal{D}'$ . The crux of our approach, as we will now demonstrate, is that this smoothness is exploitable to obtain such special linear combinations that are informative and whose corresponding matrix operations can be accelerated.

## 2.2 Low-rank structure in cross-covariance matrices

A very common and desirable property of covariance functions is that they are smooth away from the origin. This smoothness means that if  $\mathbf{x} \in \mathcal{D}$ , for a suitable family of basis functions  $\{T_j\}$  the approximation

$$\mathbf{x}' \mapsto K(\mathbf{x} - \mathbf{x}') \approx \sum_{j=1}^R \beta_j T_j(\mathbf{x}'), \quad \mathbf{x}' \in \mathcal{D}',$$

converges rapidly with respect to  $R$ . In the following section, we will develop an error analysis for joint conditional distributions of prediction points in  $\mathcal{D}'$  that presumes such a suitable basis has been identified, and that

$$\varepsilon_R(f, \hat{f}) = \sum_{j>R} |\beta_j|, \quad \text{with} \quad f = \sum_{j=1}^{\infty} \beta_j T_j, \quad \hat{f} = \sum_{j=1}^R \beta_j T_j, \quad (4)$$

an upper bound for  $\|f - \hat{f}\|_{L^\infty(\mathcal{D}')}$ , converges rapidly with  $R$ . For simple domains, this problem has been extremely well-studied and excellent options are known to exist. If  $\mathcal{D}'$  is a hyper-rectangle, for example, tensor-products of Chebyshev polynomials are a natural choice for  $\{T_j\}$ , and if  $f$  is smooth then  $\varepsilon_R$  will decay exponentially with  $R$  [34]. For approximation on a disk in two dimensions, Zernike polynomials are the analogous natural choice [26]. For the exposition of this work, we will presume that the function  $\mathbf{x}' \mapsto K(\mathbf{x} - \mathbf{x}')$  will be approximated on  $\mathcal{D}'$ , presumed to be a hyperrectangle, so that  $\{T_j\}$  will be chosen as a tensor product of Chebyshev polynomials. But we stress that the actual choice of basis  $\{T_j\}$  itself is not critical to the below analysis—all that matters is that there exists *some* basis for which the above error metric  $\varepsilon_R$  converges rapidly with

$R$ . For convenience, we will assume that each  $T_j$  is uniformly bounded by one. Let  $\{\tilde{\mathbf{x}}_i\}_{i=1}^R \subset \mathcal{D}'$  be a collection of Chebyshev nodes. Following the notation of [18], define

$$\mathbf{V} \in \mathbb{R}^{R \times R}, \quad \mathbf{V}_{i,j} = T_j(\tilde{\mathbf{x}}_i), \quad \mathbf{E} \in \mathbb{R}^{m \times R}, \quad \mathbf{E}_{k,j} = T_j(\mathbf{x}'_k), \quad \mathbf{U} = \mathbf{E}\mathbf{V}^{-1} \in \mathbb{R}^{m \times R},$$

so that  $\mathbf{U}$  is the interpolation operator on  $\mathcal{D}'$ . For each fixed  $\mathbf{x} \in \mathcal{S}$ , smoothness of  $\mathbf{x}' \mapsto K(\mathbf{x} - \mathbf{x}')$  on  $\mathcal{D}'$  yields

$$K(\mathbf{x} - \mathbf{x}'_k) \approx \sum_{i=1}^R \mathbf{U}_{k,i} K(\mathbf{x} - \tilde{\mathbf{x}}_i), \quad k = 1, \dots, m. \quad (5)$$

Consequently, for any  $\boldsymbol{\rho} \in \mathbb{R}^m$ ,

$$\sum_{k=1}^m \rho_k K(\mathbf{x} - \mathbf{x}'_k) \approx \sum_{i=1}^R \tilde{\rho}_i K(\mathbf{x} - \tilde{\mathbf{x}}_i), \quad \tilde{\boldsymbol{\rho}} = \mathbf{U}^T \boldsymbol{\rho},$$

and we refer to  $\mathbf{U}^T$  as the *interpolation* matrix. Writing  $\tilde{\mathbf{C}}_R = K(\mathcal{S}, \{\tilde{\mathbf{x}}_j\}_{j=1}^R)$ , this implies the cross-covariance compression

$$\mathbf{C} = [K(\mathbf{x}_i - \mathbf{x}'_k)]_{i=1,k=1}^{n,m} \approx \tilde{\mathbf{C}}_R \mathbf{U}^T \quad (6)$$

for any collection of points  $\{\mathbf{x}'_k\} \subset \mathcal{D}'$ , providing a formal explanation for low rank structure in the cross covariance matrix  $\mathbf{C}$ . In what follows, we will describe an error analysis procedure based on extracting the non-degenerate column basis (or dominant singular vectors of)  $\tilde{\boldsymbol{\Lambda}}_R = \boldsymbol{\Sigma}^{-1} \tilde{\mathbf{C}}_R \approx \mathbf{Q}\mathbf{R}$ , where  $\mathbf{Q} \in \mathbb{R}^{n \times r}$  is an orthogonal matrix representing that column space basis.  $\tilde{\boldsymbol{\Lambda}}_R$  is interpretable as the matrix whose columns give Kriging weights for the interpolation points distributed in  $\mathcal{D}'$ . As we will demonstrate, because of the expansion (5), this low-dimensional subspace will *almost* contain Kriging weights  $\boldsymbol{\lambda}(\mathbf{x}_0) = \boldsymbol{\Sigma}^{-1} K(\mathcal{S}, \mathbf{x}_0)$  for *any*  $\mathbf{x}_0 \in \mathcal{D}'$ . And since the distribution  $f(\mathbf{x}_0) | \mathbf{y}$  is precisely equal to  $f(\mathbf{x}_0) | \boldsymbol{\lambda}(\mathbf{x}_0)^T \mathbf{y}$  by Proposition 1, we will show that  $f(\mathbf{x}_0) | \mathbf{Q}^T \mathbf{y}$  with  $\mathbf{Q}$  as above is an excellent approximation to  $f(\mathbf{x}_0) | \mathbf{y}$  for any  $\mathbf{x}_0 \in \mathcal{D}'$ . Example visualizations of the columns of  $\mathbf{Q}$  for a Gaussian covariance function are given in Figure 2, demonstrating that these dominant singular vectors of  $\tilde{\boldsymbol{\Lambda}}_R$  are very non-local (and thus certainly not captured by  $k$ -nearest neighbor conditioning, for example).

We will describe two forms of error analysis. First, we will presume a proper expansion using a suitable set of interpolation nodes and basis functions  $\{T_j(\mathbf{x})\}$ , presumed to be uniformly bounded by one (as in the case of Chebyshev polynomials, for example). In this setting, one can establish bounds depending on an infinity-norm type error control, fundamentally based on the variations of the error measure  $\varepsilon_R$  introduced above. While we do not give full detailed bounds on the decay of  $\varepsilon_R$  with respect to  $R$  since it would naturally be kernel-dependent, the thrust of Theorem 2, for example, is that if one has an error approximation  $\varepsilon_R$  for  $\mathbf{x}' \mapsto K(\mathbf{x} - \mathbf{x}')$  with  $\mathbf{x} \in \mathcal{D}$  and  $\mathbf{x}' \in \mathcal{D}'$ , then one can design a  $\mathbf{Q} \in \mathbb{R}^{n \times r}$ ,  $r \leq R$ , such that the desired approximate conditional distributions converge to the true one as fast as  $\varepsilon_R$  decays to zero. If  $\mathcal{D}'$  is a hyper-rectangle and  $K$  is smooth away from the origin, then, these results can be interpreted as proving exponential decay in distributional approximation error.

In the second case, we give more generic bounds for an “improper”  $\tilde{\mathbf{C}}_R$ , where the nodes  $\{\tilde{\mathbf{x}}_k\}$  are not chosen in a careful or optimal way, but are instead given in an oversampled form with the intention that a small number of singular vectors from  $\tilde{\boldsymbol{\Lambda}}_R$  will be selected. Practically speaking, this second regime is the category that most practical applications will be in, as even simple data and missing domains can produce a  $\mathcal{D}'$  that does not have sufficiently simple structure that, e.g., Chebyshev, Zernike, or other well-studied orthogonal polynomial families can be used. Nonetheless,




Figure 2: Sample columns from  $\mathbf{Q}$  extracted from the column space of  $\tilde{\mathbf{\Lambda}} = \mathbf{\Sigma}^{-1}\tilde{\mathbf{C}}$  above for a Gaussian covariance function  $K(\mathbf{x} - \mathbf{x}') = \exp(-\rho^{-1}\|\mathbf{x} - \mathbf{x}'\|_2^2)$  and additive noise with variance  $\tau^2 = 0.1$  at uniform random points on  $[0, 1]^2$  minus a missing region in the center. The top row shows selected columns of  $\mathbf{Q}$  with  $\rho = 0.25$ , and the bottom row for  $\rho = 0.75$ .

as both the theoretical results and numerical demonstrations will show, in settings such as severely oversampled lattice designs for  $\{\tilde{\mathbf{x}}_i\}_{i=1}^R$ , the efficiency cost can be mild. The important observation in this setting is that with sufficient oversampling and coverage in the improper interpolation points, one can recover the proper  $\varepsilon_R$ -type bounds of Theorem 2 with only a mild cost of the condition number of an internal interpolation matrix. Considering that a quadrature rule is in some sense being discovered in this approach, however, we are reluctant to claim that those more general results prove exponential convergence like the ideal ones do.

The fundamental error metric that we use to quantify approximation error is the *Kullback-Leibler divergence*, denoted  $D_{KL}(P||Q)$  for two distributions  $P$  and  $Q$ , and is defined in general as  $D_{KL}(P||Q) = \int \log \frac{dP(x)}{dQ(x)} dP(x)$  and interpreted as the expected value of a log-likelihood ratio test statistic. For two multivariate normal distributions, this is given by

$$D_{KL}(N(\boldsymbol{\mu}, \mathbf{\Sigma}) || N(\boldsymbol{\mu}', \mathbf{\Sigma}')) = \frac{1}{2} \left[ \text{tr}((\mathbf{\Sigma}')^{-1}\mathbf{\Sigma}) - m + (\boldsymbol{\mu}' - \boldsymbol{\mu})^T (\mathbf{\Sigma}')^{-1} (\boldsymbol{\mu}' - \boldsymbol{\mu}) + \log \frac{\det \mathbf{\Sigma}'}{\det \mathbf{\Sigma}} \right]. \quad (7)$$

In our particular case, we will compare the multivariate normal distribution  $\mathbf{f} | \mathbf{y}$ , where  $\mathbf{f} = [f(\mathbf{x}'_1), \dots, f(\mathbf{x}'_m)]$  is a vector of un-observed values of the process *without* noise, and the distribution  $\mathbf{f} | \mathbf{Q}^T \mathbf{y}$ .

### 2.3 Efficiency analysis with expansion error bounds

Due to the presumed smoothness of the covariance function and domain-dependent effects, when (6) can effectively be assembled to high accuracy (in the sense that an expansion order  $R$  can be selected so that  $\varepsilon_R$  as defined above is small for small  $R$ ), the column space of  $\tilde{\mathbf{\Lambda}}_R$  will nearly contain the column space of  $\mathbf{\Lambda} = \mathbf{\Sigma}^{-1}\mathbf{C}$ , where  $\mathbf{C} = K(\mathcal{S}, \mathcal{S}')$  is the cross-covariance between data locations and an arbitrary collection of points in  $\mathcal{D}'$ . The following result gives an algebraic-type characterization of the efficiency of conditioning on  $\mathbf{s} = \mathbf{Q}^T \mathbf{y}$  when predicting at an arbitrary location  $\mathbf{x}_0 \in \mathcal{D}'$ .

**Theorem 1.** *Let  $\boldsymbol{\lambda}(\mathbf{x}_0)$  be the Kriging weights for predicting  $f(\mathbf{x}_0)$ ,  $\mathbf{x}_0 \in \mathcal{D}'$ , given  $\mathbf{y}$ , so that  $\boldsymbol{\lambda}(\mathbf{x}_0) = \mathbf{\Sigma}^{-1}\mathbf{c}(\mathbf{x}_0)$  and  $\mathbf{c}(\mathbf{x}_0) = K(\mathcal{S}, \mathbf{x}_0)$  is the cross covariance. If  $\tilde{\mathbf{\Lambda}}_R = \mathbf{Q}\mathbf{R}$  as above is the*

machine-precision factorization of  $\tilde{\Lambda}_R = \Sigma^{-1}\tilde{C}_R$  (meaning that degenerate singular vectors have been dropped), then

$$\text{dist}(\boldsymbol{\lambda}(\mathbf{x}_0), \text{sp}(\mathbf{Q})) \leq \|\Sigma^{-1}\|_2 \sqrt{n} \varepsilon_R,$$

where  $\varepsilon_R$  is given by

$$\varepsilon_R = \max_{i=1, \dots, n} \sum_{j>R} |\beta_{i,j}|$$

and is the largest  $L^\infty(\mathcal{D}')$  upper bound for approximating each  $\mathbf{x}' \mapsto K(\mathbf{x}_i - \mathbf{x}')$  on  $\mathcal{D}'$ .

*Proof.* Define  $\mathbf{t}(\mathbf{x}_0) = [T_j(\mathbf{x}_0)]_{j=1}^R$ , and  $\mathbf{u}(\mathbf{x}_0) = \mathbf{V}^{-T}\mathbf{t}(\mathbf{x}_0)$ , and set  $\mathbf{c}_1 = \tilde{C}_R \mathbf{u}(\mathbf{x}_0)$  and  $\mathbf{c}_2 = \mathbf{c}(\mathbf{x}_0) - \mathbf{c}_1$ , so that  $\mathbf{c}(\mathbf{x}_0) = \mathbf{c}_1 + \mathbf{c}_2$  and  $\mathbf{c}_1 \in \text{sp}(\tilde{C}_R)$ . Next, for each  $1 \leq i \leq n$ , note by smoothness that we may expand  $K(\mathbf{x}_i - \mathbf{x})$ ,  $\mathbf{x} \in \mathcal{D}'$ , as  $K(\mathbf{x}_i - \mathbf{x}) = \sum_{j=1}^\infty \beta_{i,j} T_j(\mathbf{x})$ , and that

$$|(\mathbf{c}_2)_i| = \left| \sum_{j>R} \beta_{i,j} T_j(\mathbf{x}_0) \right| \leq \sum_{j>R} |\beta_{i,j}| \leq \varepsilon_R.$$

Therefore we see that  $\|\mathbf{c}_2\|_2 \leq \sqrt{n} \varepsilon_R$ . Now note that  $\boldsymbol{\lambda}(\mathbf{x}_0) = \Sigma^{-1}\mathbf{c}(\mathbf{x}_0) = \Sigma^{-1}\mathbf{c}_1 + \Sigma^{-1}\mathbf{c}_2$ . Since  $\tilde{\Lambda}_R = \mathbf{Q}\mathbf{R}$ ,  $\Sigma^{-1}\mathbf{c}_1 = \tilde{\Lambda}_R \mathbf{u}(\mathbf{x}_0) \in \text{sp}(\mathbf{Q})$ . Hence

$$\text{dist}(\boldsymbol{\lambda}(\mathbf{x}_0), \text{sp}(\mathbf{Q})) \leq \|\Sigma^{-1}\mathbf{c}_2\|_2 \leq \|\Sigma^{-1}\|_2 \|\mathbf{c}_2\|_2 \leq \|\Sigma^{-1}\|_2 \sqrt{n} \varepsilon_R,$$

completing the proof.  $\square$

The key intuition of this result is that if the kernel function  $K$  is smooth away from the origin, by the “dual-form” of the Kriging equation (3) we see that the function  $\mathbf{x}_0 \mapsto \boldsymbol{\lambda}(\mathbf{x}_0)$  is smooth so long as the data locations are well-separated from  $\mathbf{x}_0$ . In forming an accurate basis expansion for the kernel function, then, we see that an analogous rapidly converging expansion representation is given for  $\mathbf{x}_0 \mapsto \boldsymbol{\lambda}(\mathbf{x}_0)$  and Kriging weights can be approximated to extremely high accuracy uniformly on the domain. In advance of the following results, we establish the following notation for conditional means and variances for this section. Recalling that  $\mathbf{s} = \mathbf{Q}^T \mathbf{y}$  is our low-dimensional quantity, define

$$\boldsymbol{\mu}_{f|y} = E[\mathbf{f} | \mathbf{y}] = \mathbf{C}^T \Sigma^{-1} \mathbf{y}, \quad (8)$$

$$\Sigma_{f|y} = V[\mathbf{f} | \mathbf{y}] = K(\mathbf{S}', \mathbf{S}') - \mathbf{C}^T \Sigma^{-1} \mathbf{C}, \quad (9)$$

$$\boldsymbol{\mu}_{f|s} = E[\mathbf{f} | \mathbf{s}] = \mathbf{C}^T \mathbf{Q} (\mathbf{Q}^T \Sigma \mathbf{Q})^{-1} \mathbf{Q}^T \mathbf{y}, \quad (10)$$

$$\Sigma_{f|s} = V[\mathbf{f} | \mathbf{s}] = K(\mathbf{S}', \mathbf{S}') - \mathbf{C}^T \mathbf{Q} (\mathbf{Q}^T \Sigma \mathbf{Q})^{-1} \mathbf{Q}^T \mathbf{C}. \quad (11)$$

Armed with this result and notation, we now provide a result quantifying the more direct statistical question of how well conditional distributions are approximated.

**Theorem 2.** *Under the setting of Theorem 1, we have*

$$\|E[\mathbf{f} | \mathbf{y}] - E[\mathbf{f} | \mathbf{s}]\|_\infty \leq \sqrt{n} \varepsilon_R \sqrt{\kappa(\Sigma) \|\Sigma^{-1}\|_2} \sqrt{\mathbf{y}^T \Sigma^{-1} \mathbf{y}},$$

$$\|V[\mathbf{f} | \mathbf{y}] - V[\mathbf{f} | \mathbf{s}]\|_2 \leq mn \varepsilon_R^2 \kappa(\Sigma) \|\Sigma^{-1}\|_2,$$

where  $\kappa(\mathbf{A}) = \|\mathbf{A}\|_2 \|\mathbf{A}^{-1}\|_2$  is the matrix condition number. Consequently, we have

$$D_{\text{KL}}(\mathbf{f} | \mathbf{y}, \mathbf{f} | \mathbf{s}) \leq \frac{m \kappa(\Sigma) n \varepsilon_R^2}{2} \left\| \Sigma_{f|y}^{-1} \right\|_2 \|\Sigma^{-1}\|_2 (1 + \mathbf{y}^T \Sigma^{-1} \mathbf{y}).$$

*Proof.* For each  $k \in \{1, \dots, m\}$ , write  $\mathbf{c}_k = K(\mathcal{S}, \mathbf{x}'_k)$  and  $\boldsymbol{\lambda}_k = \boldsymbol{\Sigma}^{-1} \mathbf{c}_k$ . Define

$$\hat{\boldsymbol{\lambda}}_k = \mathbf{Q}(\mathbf{Q}^T \boldsymbol{\Sigma} \mathbf{Q})^{-1} \mathbf{Q}^T \mathbf{c}_k \in \text{sp}(\mathbf{Q}), \quad \mathbf{r}_k = \boldsymbol{\lambda}_k - \hat{\boldsymbol{\lambda}}_k.$$

By Equations (8 - 11), we have  $(E[\mathbf{f} | \mathbf{y}] - E[\mathbf{f} | \mathbf{s}])_k = \mathbf{r}_k^T \mathbf{y}$ , and we observe that

$$|\mathbf{r}_k^T \mathbf{y}| = |\mathbf{r}_k^T \boldsymbol{\Sigma}^{1/2} \boldsymbol{\Sigma}^{-1/2} \mathbf{y}| \leq \sqrt{\mathbf{r}_k^T \boldsymbol{\Sigma} \mathbf{r}_k} \sqrt{\mathbf{y}^T \boldsymbol{\Sigma}^{-1} \mathbf{y}}.$$

Since  $\hat{\boldsymbol{\lambda}}_k \in \text{sp}(\mathbf{Q})$  is the  $\boldsymbol{\Sigma}$ -orthogonal projection of  $\boldsymbol{\lambda}_k$  onto  $\text{sp}(\mathbf{Q})$ ,

$$\mathbf{r}_k^T \boldsymbol{\Sigma} \mathbf{r}_k = \min_{\mathbf{w} \in \text{sp}(\mathbf{Q})} (\mathbf{w} - \boldsymbol{\lambda}_k)^T \boldsymbol{\Sigma} (\mathbf{w} - \boldsymbol{\lambda}_k) \leq \|\boldsymbol{\Sigma}\|_2 \text{dist}(\boldsymbol{\lambda}_k, \text{sp}(\mathbf{Q}))^2.$$

Applying Theorem 1 gives  $\text{dist}(\boldsymbol{\lambda}_k, \text{sp}(\mathbf{Q})) \leq \|\boldsymbol{\Sigma}^{-1}\|_2 \sqrt{n} \varepsilon_R$ , and therefore

$$|\mathbf{r}_k^T \mathbf{y}| \leq \sqrt{\|\boldsymbol{\Sigma}\|_2} \|\boldsymbol{\Sigma}^{-1}\|_2 \sqrt{n} \varepsilon_R \sqrt{\mathbf{y}^T \boldsymbol{\Sigma}^{-1} \mathbf{y}}.$$

Taking the maximum over  $k$  yields the stated  $\ell_\infty$  bound on the conditional means.

For the conditional covariances, define the  $\boldsymbol{\Sigma}$ -orthogonal projector onto  $\text{sp}(\mathbf{Q})$

$$\mathbf{P} = \mathbf{Q}(\mathbf{Q}^T \boldsymbol{\Sigma} \mathbf{Q})^{-1} \mathbf{Q}^T \boldsymbol{\Sigma}, \quad \mathbf{R}_f = (\mathbf{I} - \mathbf{P}) \boldsymbol{\Lambda} = [\mathbf{r}_1 \ \cdots \ \mathbf{r}_m].$$

Using  $\mathbf{C} = \boldsymbol{\Sigma} \boldsymbol{\Lambda}$  and  $\mathbf{P}^T \boldsymbol{\Sigma} = \boldsymbol{\Sigma} \mathbf{P}$ ,

$$\begin{aligned} V[\mathbf{f} | \mathbf{s}] - V[\mathbf{f} | \mathbf{y}] &= \mathbf{C}^T \boldsymbol{\Sigma}^{-1} \mathbf{C} - \mathbf{C}^T \mathbf{Q}(\mathbf{Q}^T \boldsymbol{\Sigma} \mathbf{Q})^{-1} \mathbf{Q}^T \mathbf{C} \\ &= \boldsymbol{\Lambda}^T \boldsymbol{\Sigma} \boldsymbol{\Lambda} - \boldsymbol{\Lambda}^T \boldsymbol{\Sigma} \mathbf{P} \boldsymbol{\Lambda} = \boldsymbol{\Lambda}^T \boldsymbol{\Sigma} (\mathbf{I} - \mathbf{P}) \boldsymbol{\Lambda} = \mathbf{R}_f^T \boldsymbol{\Sigma} \mathbf{R}_f \succeq 0. \end{aligned}$$

Hence

$$\|V[\mathbf{f} | \mathbf{s}] - V[\mathbf{f} | \mathbf{y}]\|_2 \leq \text{tr}(\mathbf{R}_f^T \boldsymbol{\Sigma} \mathbf{R}_f) = \sum_{k=1}^m \mathbf{r}_k^T \boldsymbol{\Sigma} \mathbf{r}_k \leq m \|\boldsymbol{\Sigma}\|_2 \|\boldsymbol{\Sigma}^{-1}\|_2^2 n \varepsilon_R^2,$$

which gives the stated bound on conditional variance approximation.

For the KL divergence, note  $\boldsymbol{\Sigma}_{f|s} = \boldsymbol{\Sigma}_{f|y} + (\boldsymbol{\Sigma}_{f|s} - \boldsymbol{\Sigma}_{f|y})$  with  $\boldsymbol{\Sigma}_{f|s} - \boldsymbol{\Sigma}_{f|y} \succeq 0$ . Then by observing that  $\boldsymbol{\Sigma}_{f|s}^{-1} \preceq \boldsymbol{\Sigma}_{f|y}^{-1}$ , and noting that  $\log \det(\mathbf{I} + \mathbf{A}) \leq \text{tr}(\mathbf{A})$  for  $\mathbf{A} \succeq 0$ , we have that

$$\begin{aligned} D_{\text{KL}}(\mathbf{f} | \mathbf{y}, \mathbf{f} | \mathbf{s}) &= \frac{1}{2} \left( \text{tr}(\boldsymbol{\Sigma}_{f|s}^{-1} \boldsymbol{\Sigma}_{f|y}) - m + (\boldsymbol{\mu}_{f|y} - \boldsymbol{\mu}_{f|s})^T \boldsymbol{\Sigma}_{f|s}^{-1} (\boldsymbol{\mu}_{f|y} - \boldsymbol{\mu}_{f|s}) + \log \frac{\det \boldsymbol{\Sigma}_{f|s}}{\det \boldsymbol{\Sigma}_{f|y}} \right) \\ &\leq \frac{1}{2} \left( \left\| \boldsymbol{\Sigma}_{f|y}^{-1} \right\|_2 \left\| \boldsymbol{\mu}_{f|y} - \boldsymbol{\mu}_{f|s} \right\|_2^2 + \left\| \boldsymbol{\Sigma}_{f|y}^{-1} \right\|_2 \text{tr}(\boldsymbol{\Sigma}_{f|s} - \boldsymbol{\Sigma}_{f|y}) \right). \end{aligned}$$

Using  $\left\| \boldsymbol{\mu}_{f|y} - \boldsymbol{\mu}_{f|s} \right\|_2^2 \leq m \left\| \boldsymbol{\mu}_{f|y} - \boldsymbol{\mu}_{f|s} \right\|_\infty^2$  and the two bounds proved above yields the stated KL bound.  $\square$

Several comments about the above results are in order. First, we note that if  $\varepsilon_R$  is small, then the column space of  $\tilde{\mathbf{C}}_R$  provides a highly accurate approximation to that of  $\mathbf{C}$ , and so if  $\tilde{\boldsymbol{\Lambda}}_R$  is approximated to machine precision and  $\|\boldsymbol{\Sigma}^{-1}\|_2$  is bounded then these efficiency bounds demonstrate conditioning on  $\mathbf{s} = \mathbf{Q}^T \mathbf{y}$  to be effectively machine-precision equivalent to conditioning on  $\mathbf{y}$ . What is particularly notable about this is that these bounds are *sharper* as, for example, measurement noise variance  $\tau^2$  increases, since  $\|\boldsymbol{\Sigma}^{-1}\|_2$  is controlled more tightly. This feature can be seen in Figure 1: while measurement noise worsens the efficiency of nearest neighbor-based

prediction, it actually *improves* the accuracy of this formulation by improving on the condition number  $\kappa(\Sigma)$ .

To close this section, we provide a closely related result related to an incomplete factorization  $\tilde{\Lambda}_R$  as

$$\tilde{\Lambda} = \Sigma^{-1} \tilde{C} = [\mathbf{Q} \quad \mathbf{Q}_\perp] \mathbf{R}, \quad (12)$$

where  $\mathbf{Q} \in \mathbb{R}^{n \times r}$  is presumed to be a basis for the dominant  $r$  singular vectors of  $\Lambda$ . Such a  $\mathbf{Q}$  can be rapidly extracted in settings where linear systems pertaining to  $\Sigma$  can be solved rapidly using randomized linear algebra routines, which will be discussed in detail in the next section.

**Theorem 3.** *Let data  $\mathbf{y}$  be measured at locations  $\mathcal{S}$  as above, and let  $\tilde{\Lambda}$  be factored as in (12), so that  $\mathbf{Q}$  is simply a basis for its first  $r$  singular vectors. Then*

$$\begin{aligned} \|E[\mathbf{f} | \mathbf{y}] - E[\mathbf{f} | \mathbf{s}]\|_2 &\leq \sqrt{m} \sqrt{\|\Sigma\|_2} \sigma_{r+1}(\tilde{\Lambda}) \sqrt{\mathbf{y}^T \Sigma^{-1} \mathbf{y}} \\ \|V[\mathbf{f} | \mathbf{y}] - V[\mathbf{f} | \mathbf{s}]\|_2 &\leq m \|\Sigma\|_2 \sigma_{r+1}(\tilde{\Lambda})^2. \end{aligned}$$

Consequently, we have

$$D_{\text{KL}}(\mathbf{f} | \mathbf{y}, \mathbf{f} | \mathbf{s}) \leq \frac{m}{2} \left\| \Sigma_{f|y}^{-1} \right\|_2 \|\Sigma\|_2 \sigma_{r+1}(\tilde{\Lambda})^2 (1 + \mathbf{y}^T \Sigma^{-1} \mathbf{y}).$$

*Proof.* Define the  $\Sigma$ -orthogonal projector onto  $\text{sp}(\mathbf{Q})$  by  $\mathbf{P} = \mathbf{Q}(\mathbf{Q}^T \Sigma \mathbf{Q})^{-1} \mathbf{Q}^T \Sigma$ . Writing  $\tilde{\Lambda} = [\tilde{\lambda}_1 \cdots \tilde{\lambda}_m]$  and  $\mathbf{R}_f = (\mathbf{I} - \mathbf{P})\tilde{\Lambda} = [\mathbf{r}_1 \cdots \mathbf{r}_m]$ , the same algebra as in Theorem 2 gives

$$E[\mathbf{f} | \mathbf{y}] - E[\mathbf{f} | \mathbf{s}] = \mathbf{R}_f^T \mathbf{y}, \quad V[\mathbf{f} | \mathbf{s}] - V[\mathbf{f} | \mathbf{y}] = \mathbf{R}_f^T \Sigma \mathbf{R}_f \succeq 0.$$

For the mean bound, for each  $k$ ,

$$|\mathbf{r}_k^T \mathbf{y}| = |\mathbf{r}_k^T \Sigma^{1/2} \Sigma^{-1/2} \mathbf{y}| \leq \sqrt{\mathbf{r}_k^T \Sigma \mathbf{r}_k} \sqrt{\mathbf{y}^T \Sigma^{-1} \mathbf{y}}.$$

Using the identity  $(\mathbf{I} - \mathbf{P})\tilde{\lambda}_k = (\mathbf{I} - \mathbf{P})(\mathbf{I} - \mathbf{Q}\mathbf{Q}^T)\tilde{\lambda}_k$ , we have

$$\mathbf{r}_k^T \Sigma \mathbf{r}_k \leq \|\Sigma\|_2 \left\| (\mathbf{I} - \mathbf{Q}\mathbf{Q}^T)\tilde{\lambda}_k \right\|_2^2 \leq \|\Sigma\|_2 \sigma_{r+1}(\tilde{\Lambda})^2,$$

and therefore

$$|\mathbf{r}_k^T \mathbf{y}| \leq \sqrt{\|\Sigma\|_2} \sigma_{r+1}(\tilde{\Lambda}) \sqrt{\mathbf{y}^T \Sigma^{-1} \mathbf{y}}.$$

Summing over  $k$  yields

$$\|E[\mathbf{f} | \mathbf{y}] - E[\mathbf{f} | \mathbf{s}]\|_2^2 = \sum_{k=1}^m (\mathbf{r}_k^T \mathbf{y})^2 \leq m \|\Sigma\|_2 \sigma_{r+1}(\tilde{\Lambda})^2 \mathbf{y}^T \Sigma^{-1} \mathbf{y},$$

which proves the conditional mean bound.

For the variance bound, using  $V[\mathbf{f} | \mathbf{s}] - V[\mathbf{f} | \mathbf{y}] = \mathbf{R}_f^T \Sigma \mathbf{R}_f \succeq 0$ ,

$$\|V[\mathbf{f} | \mathbf{y}] - V[\mathbf{f} | \mathbf{s}]\|_2 = \|\mathbf{R}_f^T \Sigma \mathbf{R}_f\|_2 \leq \text{tr}(\mathbf{R}_f^T \Sigma \mathbf{R}_f) = \sum_{k=1}^m \mathbf{r}_k^T \Sigma \mathbf{r}_k \leq m \|\Sigma\|_2 \sigma_{r+1}(\tilde{\Lambda})^2,$$

which proves the conditional covariance bound.

Finally, the KL bound follows by the same final step as in Theorem 2: since  $\Sigma_{f|s} - \Sigma_{f|y} \succeq 0$ , we have  $\Sigma_{f|s}^{-1} \preceq \Sigma_{f|y}^{-1}$  and

$$D_{\text{KL}}(\mathbf{f} | \mathbf{y}, \mathbf{f} | \mathbf{s}) \leq \frac{1}{2} \left( \left\| \Sigma_{f|y}^{-1} \right\|_2 \|\mu_{f|y} - \mu_{f|s}\|_2^2 + \left\| \Sigma_{f|y}^{-1} \right\|_2 \text{tr}(\Sigma_{f|s} - \Sigma_{f|y}) \right).$$

Using  $\|\mu_{f|y} - \mu_{f|s}\|_2^2 \leq m \|\mu_{f|y} - \mu_{f|s}\|_\infty^2$ , the mean bound above, and  $\text{tr}(\Sigma_{f|s} - \Sigma_{f|y}) = \text{tr}(\mathbf{R}_f^T \Sigma \mathbf{R}_f) \leq m \|\Sigma\|_2 \sigma_{r+1}(\tilde{\Lambda})^2$  yields the displayed KL inequality.  $\square$

## 2.4 Efficiency analysis with arbitrary interpolation points

In the above analysis, it is presumed that the interpolation nodes  $\{\tilde{\mathbf{x}}_j\}_{j=1}^R$  are selected to be, e.g., Chebyshev nodes. In practice, however, it may be the case that  $\mathcal{D}'$  has an unusual structure, and so optimal or near-optimal interpolating basis functions  $\{T_j\}$  and nodes  $\{\tilde{\mathbf{x}}_j\}_{j=1}^R$  may not be convenient or feasible to compute. A practical approach that we expect will be common to remedy this issue is to heavily *oversample* on  $\mathcal{D}'$  in a sub-optimal way, for example with a very dense regular grid, and using partial factorization methods as were the setting of Theorem 3. Define  $\{\mathbf{x}_l^g\}_{l=1}^L$  to be such a (presumably oversampled) collection of points. In the following result, we show that the efficiency bounds of Theorem 2 can still be achieved, but with the balancing multiplicative penalty of  $\kappa_R^g$ , the condition number of the interpolation matrix from  $\{\mathbf{x}_l^g\}_{l=1}^L$  to  $\{\tilde{\mathbf{x}}_j\}_{j=1}^R$ .

**Theorem 4.** *Let  $\{\mathbf{x}_l^g\}_{l=1}^L \subset \mathcal{D}'$  be an arbitrary collection of points such that the interpolation matrix  $\mathbf{U}^g$ , defined by*

$$\mathbf{U}^g = \mathbf{E}^g \mathbf{V}^{-1}, \quad \mathbf{V}_{k,\ell} = T_\ell(\tilde{\mathbf{x}}_k), \quad \mathbf{E}_{l,\ell}^g = T_\ell(\mathbf{x}_l^g),$$

has full column rank. Next, define the analogous partial decomposition

$$\tilde{\mathbf{\Lambda}}_g = \mathbf{\Sigma}^{-1} \tilde{\mathbf{C}}_g = [\mathbf{Q} \quad \mathbf{Q}_\perp] \mathbf{R}, \quad (13)$$

where  $\tilde{\mathbf{C}}_g = [K(\mathbf{x}_j - \mathbf{x}_l^g)]_{j,l=1}^{n,L}$  is the cross-covariance between given data locations  $\{\mathbf{x}_j\}_{j=1}^n$  and the general interpolation points  $\{\mathbf{x}_l^g\}$  and  $\mathbf{Q} \in \mathbb{R}^{n \times r}$  is presumed to be a basis for the first  $r$  singular vectors of  $\tilde{\mathbf{\Lambda}}_g$ . Then letting  $\mathbf{s} = \mathbf{Q}^T \mathbf{y}$ ,

$$\begin{aligned} \|E[\mathbf{f} | \mathbf{y}] - E[\mathbf{f} | \mathbf{s}]\|_2 &\leq \kappa_R^g \sqrt{m} \sqrt{\|\mathbf{\Sigma}\|_2} \sigma_{r+1}(\tilde{\mathbf{\Lambda}}_R) \sqrt{\mathbf{y}^T \mathbf{\Sigma}^{-1} \mathbf{y}}, \\ \|V[\mathbf{f} | \mathbf{y}] - V[\mathbf{f} | \mathbf{s}]\|_2 &\leq (\kappa_R^g)^2 m \|\mathbf{\Sigma}\|_2 \sigma_{r+1}(\tilde{\mathbf{\Lambda}}_R)^2, \end{aligned}$$

where  $\kappa_R^g = \sigma_1(\mathbf{U}^g) / \sigma_R(\mathbf{U}^g)$  is the condition number for recovering the proper interpolation points  $\{\tilde{\mathbf{x}}_k\}_{k=1}^R$  from the given nodes  $\{\mathbf{x}_l^g\}_{l=1}^L$ . Using the same shorthand notation as above, the KL-divergence between  $\mathbf{f} | \mathbf{y}$  and  $\mathbf{f} | \mathbf{s}$  is bounded as

$$D_{\text{KL}}(\mathbf{f} | \mathbf{y}, \mathbf{f} | \mathbf{s}) \leq \frac{m}{2} \left\| \mathbf{\Sigma}_{f|\mathbf{y}}^{-1} \right\|_2 \|\mathbf{\Sigma}\|_2 (\kappa_R^g)^2 \sigma_{r+1}(\tilde{\mathbf{\Lambda}}_R)^2 (1 + \mathbf{y}^T \mathbf{\Sigma}^{-1} \mathbf{y}).$$

*Proof.* By the same interpolation construction as in Section 2.2,  $\tilde{\mathbf{C}}_g = \tilde{\mathbf{C}}_R(\mathbf{U}^g)^T$ , and so  $\tilde{\mathbf{\Lambda}}_g = \mathbf{\Sigma}^{-1} \tilde{\mathbf{C}}_g = \tilde{\mathbf{\Lambda}}_R(\mathbf{U}^g)^T$ . Additionally, by the assumption that  $\mathbf{U}^g$  is full rank, we can multiply by the pseudo-inverse  $((\mathbf{U}^g)^T)^\dagger$  to obtain  $\tilde{\mathbf{\Lambda}}_R = \tilde{\mathbf{\Lambda}}_g ((\mathbf{U}^g)^T)^\dagger$ . Now, let  $\mathbf{P} = \mathbf{Q}(\mathbf{Q}^T \mathbf{\Sigma} \mathbf{Q})^{-1} \mathbf{Q}^T \mathbf{\Sigma}$  be the  $\mathbf{\Sigma}$ -orthogonal projector onto  $\text{sp}(\mathbf{Q})$ , and let  $\mathbf{r}_k = (\mathbf{I} - \mathbf{P}) \tilde{\mathbf{\lambda}}_k^R$  denote the columns of the residual matrix  $\mathbf{R}_f$ , where  $\tilde{\mathbf{\lambda}}_k^R$  is the  $k$ -th column of  $\tilde{\mathbf{\Lambda}}_R$ . As in Theorem 3, we see that

$$\mathbf{r}_k^T \mathbf{\Sigma} \mathbf{r}_k \leq \|\mathbf{\Sigma}\|_2 \left\| (\mathbf{I} - \mathbf{Q} \mathbf{Q}^T) \tilde{\mathbf{\lambda}}_k^R \right\|_2^2 \leq \|\mathbf{\Sigma}\|_2 \left\| (\mathbf{I} - \mathbf{Q} \mathbf{Q}^T) \tilde{\mathbf{\Lambda}}_R \right\|_2^2.$$

This Euclidean truncation error is bounded as

$$\left\| (\mathbf{I} - \mathbf{Q} \mathbf{Q}^T) \tilde{\mathbf{\Lambda}}_R \right\|_2 \leq \left\| (\mathbf{I} - \mathbf{Q} \mathbf{Q}^T) \tilde{\mathbf{\Lambda}}_g \right\|_2 \left\| ((\mathbf{U}^g)^T)^\dagger \right\|_2 \leq \sigma_{r+1}(\tilde{\mathbf{\Lambda}}_g) \frac{1}{\sigma_R(\mathbf{U}^g)} \leq \kappa_R^g \sigma_{r+1}(\tilde{\mathbf{\Lambda}}_R).$$

Following the remaining steps of Theorem 3 with this looser bound on  $\mathbf{r}_k^T \mathbf{\Sigma} \mathbf{r}_k$  yields the results.  $\square$

Consider, as an intuitive example, the case where  $\{\mathbf{x}_j^g\}$  are a very dense regular grid on  $\mathcal{D}'$ . This result indicates that when the fineness of this grid is such that there are grid points very near to the proper interpolation points  $\{\tilde{\mathbf{x}}_j\}_{j=1}^R$ , the condition number will be small as the column space of that  $\tilde{\mathbf{C}}_R$  will be well-represented with a minimal sharpness cost. As  $R$  is increased, however, it may be that a dense regular grid of points (or something less regular that has insufficient coverage on parts of the domain) will lead to an enormous  $\kappa_R^g$ , and thus the bound above will not be informative.

### 3 Accelerated machine-precision conditioning

As the last section explains and the next section will numerically demonstrate, particularly for structured prediction problems in which the prediction domain is a large well-behaved region there are very low-dimensional random variables that contain effectively *all* of the relevant conditioning information of a given data vector  $\mathbf{y}$ . And importantly, since this variety of dimension reduction for prediction depends only on smoothness properties of the kernel away from the origin, it is not impacted by measurement noise and other features that can make  $k$ -nearest neighbor prediction much less effective. In this section, we will now discuss and survey computational procedures to accelerate the extraction of these low-dimensional conditioning variables, as well as the necessary pre-computations for fast online evaluation of conditional distributions in  $\mathcal{O}(1)$  time.

In section 3.1, we provide a discussion of the use of either partially pivoted factorizations or randomized algorithms to rapidly extract the matrix  $\mathbf{Q}$  of dominant singular vectors of  $\tilde{\mathbf{\Lambda}}$  in settings where linear solves  $\mathbf{v} \mapsto \Sigma^{-1}\mathbf{v}$  can be computed quickly. Then, in Section 3.2, we will discuss the necessary subsequent precomputations for  $\mathcal{O}(1)$ -cost online conditional distributions.

#### 3.1 Rapid assembly of $\mathbf{Q}$

As established in the previous section, if one can select reasonable interpolation nodes  $\{\tilde{\mathbf{x}}_k\}_{k=1}^m$  and extract the dominant singular vector space of  $\tilde{\mathbf{\Lambda}} = \Sigma^{-1}\tilde{\mathbf{C}}$  so that  $\left\| \tilde{\mathbf{\Lambda}} - \mathbf{Q}\mathbf{R} \right\|_2 \approx \sigma_{k+1}(\tilde{\mathbf{\Lambda}})$ , then one can achieve very accurate approximations to the conditional distribution  $f(\mathbf{x}) | \mathbf{y}$  with  $f(\mathbf{x}) | \mathbf{Q}^T \mathbf{y}$  for  $\mathbf{x} \in \mathcal{D}'$ . The purpose of this section is to describe two procedures for doing so and outline the associated challenges and potential design choices.

Let us first assume that  $\tilde{\mathbf{C}}$  is sufficiently rank-deficient that it can be factorized to machine precision as  $\tilde{\mathbf{C}} \approx \mathbf{U}_c \mathbf{V}_c^T$ . In the setting where its rank is manageable, there are several appealing options for rapidly obtaining such a factorization. If the covariance function  $K$  is easy to evaluate directly such that individual indexing of  $\tilde{\mathbf{C}}$  is fast, a greedy pivoting factorization such as the *adaptive cross approximation* [3] can be used to obtain the factorization in  $\mathcal{O}(\max(n, m)r^2)$ , where  $r$  is the (numerical) rank of  $\tilde{\mathbf{C}}$ . Alternatively, if matrix-vector products with  $\tilde{\mathbf{C}}$  are more convenient than individual indexing, a randomized factorization approach can be used instead [17, 35]. In particular, letting  $\mathbf{\Omega} \in \mathbb{R}^{n \times (r+p)}$  with  $\Omega_{j,k} \sim N(0,1)$  be the *sketching matrix* with oversampling parameter  $p \in \mathbb{N}$ , one can obtain a near-optimal rank- $r$  approximation to  $\tilde{\mathbf{C}}$  from within the dominant subspaces of  $\tilde{\mathbf{C}}\mathbf{\Omega}$  with very favorable control of sub-optimality due to randomization [17, 35]. Since that matrix has  $r+p$  columns, that method will cost  $\mathcal{O}(Tr^2)$  work plus a potential small additional cost for converting from one low-rank representation to another (e.g., converting an unstructured  $\mathbf{U}_c \mathbf{V}_c^T$  to a partial SVD) [17], where  $T$  is the cost of the matrix-vector product  $\mathbf{v} \mapsto \tilde{\mathbf{C}}\mathbf{v}$ .

Continuing in the setting where the low-rank approximation  $\tilde{\mathbf{C}} \approx \mathbf{U}_c \mathbf{V}_c^T$  can be directly formed to machine precision, the next step involves re-factorizing the matrix  $\Sigma^{-1}\mathbf{U}_c \mathbf{V}_c^T = \mathbf{Q}\mathbf{R}$  to obtain an orthonormal basis for its non-degenerate column space. The dominant cost of this task will

be the linear solves  $\mathbf{v} \mapsto \boldsymbol{\Sigma}^{-1}\mathbf{v}$ . In the case where the covariance function  $K$  is globally smooth, such as when  $K$  is the Gaussian or squared exponential covariance function,  $K(\mathcal{S}, \mathcal{S})$  will have low global rank, and so one of the methods described in the last section can be applied just the same to obtain an approximation like  $\boldsymbol{\Sigma} = K(\mathcal{S}, \mathcal{S}) + \tau^2\mathcal{I} \approx \mathbf{G}\mathbf{G}^T + \tau^2\mathcal{I}$ . At that point,  $\boldsymbol{\Sigma}^{-1}\mathbf{U}_c$  can be computed rapidly using the Sherman-Morrison-Woodbury formula, and a standard QR factorization will provide  $\mathbf{Q}$ .

The setting where  $K$  is *not* globally smooth requires more work and the specific strategy will depend on the covariance function  $K$ . Some algorithms for accelerated operations with  $\boldsymbol{\Sigma}$  offer fast direct solvers: hierarchical matrices [16], for example, have been applied in many Gaussian process settings very successfully [1, 22, 9]. Closely related skeletonization-based solvers [24, 2] have shown similar results. For a much more thoughtful and complete survey of fast direct solvers, we refer the reader to [23]. Much more frequently, however, fast algorithms only accelerate the matrix-vector product  $\mathbf{v} \mapsto \boldsymbol{\Sigma}\mathbf{v}$ , requiring the use of an iterative solver such as the conjugate gradient method. Thankfully, sparse approximations to  $\boldsymbol{\Sigma}^{-1}$  based on, e.g., the Vecchia approximation [36] provide very effective preconditioners [14] (see [8] for a performant library and example codes), and so if the number of columns  $r$  of  $\mathbf{U}_c$  is not prohibitively high, one may obtain  $\boldsymbol{\Sigma}^{-1}\mathbf{U}_c$  in this setting in a tolerable number of matrix-vector products with  $\boldsymbol{\Sigma}$ . Algorithms in this category that provide extremely fast matrix-vector products include the FMM [11], fast Gauss transform [12], Ewald summation [33], the equispaced Fourier GP algorithm of [13], and countless others.

In the setting where fully factorizing  $\tilde{\mathbf{C}}$  is *not* feasible, one must directly extract the  $r$  dominant singular vectors of  $\tilde{\mathbf{\Lambda}}$ . Randomized sketching-based algorithms that again boil down to extracting information from  $\tilde{\mathbf{\Lambda}}\boldsymbol{\Omega}$  for a suitable sketching matrix  $\boldsymbol{\Omega} \in \mathbb{R}^{n \times (r+p)}$  become the clear best option. The choice of how to compute  $\mathbf{v} \mapsto \boldsymbol{\Sigma}^{-1}\mathbf{v}$  can be made again depending on properties of  $K$  near the origin and practical rank considerations. But the process is effectively the same: after designing some procedure for rapidly evaluating  $\mathbf{v} \mapsto \boldsymbol{\Sigma}^{-1}\tilde{\mathbf{C}}\mathbf{v}$ , a sketching-based approach can be used to obtain the partial singular vector basis  $\mathbf{Q}$  at the cost of application to a mildly oversampled sketching matrix  $\boldsymbol{\Omega} \in \mathbb{R}^{n \times (r+p)}$ .

### 3.2 Rapid online prediction

The constructions above yield predictive distributions conditioned on the compressed summary  $\mathbf{s} = \mathbf{Q}^\top \mathbf{y} \in \mathbb{R}^r$ . To clarify what must be computed online for a new query location, consider a single prediction  $f_0 = f(\mathbf{x}_0)$  and the pair  $(\mathbf{s}, f_0)$ . Under the GP model, we have the joint Gaussian distribution

$$\begin{bmatrix} \mathbf{s} \\ f_0 \end{bmatrix} = \begin{bmatrix} \mathbf{Q}^\top \mathbf{y} \\ f(\mathbf{x}_0) \end{bmatrix} \sim \mathcal{N}\left(\mathbf{0}, \begin{bmatrix} \mathbf{Q}^\top \boldsymbol{\Sigma} \mathbf{Q} & \mathbf{Q}^\top \mathbf{c}_0 \\ \mathbf{c}_0^\top \mathbf{Q} & K(\mathbf{x}_0, \mathbf{x}_0) \end{bmatrix}\right), \quad \mathbf{c}_0 = K(\mathcal{S}, \mathbf{x}_0) \in \mathbb{R}^n.$$

Consequently, the  $\mathbf{Q}$ -conditional predictive distribution at  $\mathbf{x}_0$  is

$$f_0 \mid \mathbf{s} \sim \mathcal{N}\left(\mathbf{c}_0^\top \mathbf{Q} (\mathbf{Q}^\top \boldsymbol{\Sigma} \mathbf{Q})^{-1} \mathbf{s}, K(\mathbf{x}_0, \mathbf{x}_0) - \mathbf{c}_0^\top \mathbf{Q} (\mathbf{Q}^\top \boldsymbol{\Sigma} \mathbf{Q})^{-1} \mathbf{Q}^\top \mathbf{c}_0\right). \quad (14)$$

Since  $\mathbf{Q}^\top \boldsymbol{\Sigma} \mathbf{Q}$  can obviously be precomputed, the online cost of evaluating the predictive mean and variance at a new query location  $\mathbf{x}_0$  is dominated by computing the cross-term  $\mathbf{Q}^\top \mathbf{c}_0 \in \mathbb{R}^r$ . If this cross-term can be obtained in  $\mathcal{O}(1)$  work per query location, then the entire evaluation of the  $\mathbf{Q}$ -conditional distribution is  $\mathcal{O}(1)$  per query. Similarly to above, the solution we propose to this problem—which depends crucially on the kernel being smooth away from the origin—is kernel

interpolation. Define  $\psi_k(\mathbf{x}_0)$  to be the  $k$ -th entry of  $\mathbf{Q}^T \mathbf{c}_0$ , so that

$$\mathbf{Q}^T \mathbf{c}_0 = \begin{bmatrix} \sum_{j=1}^n Q_{j,1} K(\mathbf{x}_j - \mathbf{x}_0) \\ \vdots \\ \sum_{j=1}^n Q_{j,r} K(\mathbf{x}_j - \mathbf{x}_0) \end{bmatrix} = \begin{bmatrix} \psi_1(\mathbf{x}_0) \\ \vdots \\ \psi_r(\mathbf{x}_0) \end{bmatrix}. \quad (15)$$

Since  $K$  is smooth away from the origin and  $\mathbf{x}_0$  is presumed well-separated from  $\mathbf{x}_j \in \mathcal{D}_{\text{observe}}$ , we note that the exact same expansion of

$$\psi_k(\mathbf{x}) \approx \sum_{\mathbf{j} \in [p']^d} \beta_{\mathbf{j}}^{(k)} T_{\mathbf{j}}(\mathbf{x})$$

can be computed for each index  $k = 1, \dots, r$ . We may therefore precompute *proxy points* and *proxy charges* (in the terminology of [18]), so that

$$\psi_k(\mathbf{x}) = \sum_{i=1}^n Q_{i,k} K(\mathbf{x}_i - \mathbf{x}) \approx \sum_{j=1}^R \tilde{\beta}_j^{(k)} K(\tilde{\mathbf{x}}_j - \mathbf{x}), \quad \tilde{\beta}^{(k)} = \mathbf{U}^\top \mathbf{Q}_{:,k}, \quad (16)$$

where  $\{\tilde{\mathbf{x}}_j\}_{j=1}^R$  are the Chebyshev proxy points and  $\mathbf{U}^\top$  is the interpolation matrix. And since each of these proxy point and proxy charge computations can be done offline in  $\mathcal{O}(n)$  work, the total precomputation cost is  $\mathcal{O}(Tr^2)$ , where again  $T$  is the dominant cost between a solve with  $\Sigma^{-1}$  and a matrix-vector product with  $\mathbf{C}$ , and the *online* work to obtain (14) is  $\mathcal{O}(1)$  using the interpolation compression method for the cross-covariances (15). The entire procedure for all precomputation and online evaluation is given in Algorithms 3.1 and 3.2 respectively.

---

**Algorithm 1** Precomputation of  $\mathbf{Q}$  and proxy expansions for fast prediction

---

1. Prepare, using one of the approaches referred to in Section 3.1, a method for evaluating  $\mathbf{v} \mapsto \Sigma^{-1} \tilde{\mathbf{C}} \mathbf{v}$ .
  2. Obtain  $\tilde{\Lambda} = \Sigma^{-1} \tilde{\mathbf{C}} \approx \mathbf{Q} \mathbf{R}$  to the desired accuracy or column count, either by pre-factorizing  $\tilde{\mathbf{C}} \approx \mathbf{U}_c \mathbf{V}_c^T$  and re-factorizing  $\Sigma^{-1} \mathbf{U}_c$  and  $\mathbf{V}_c$  or directly using a sketching or pivoting factorization on  $\Sigma^{-1} \tilde{\mathbf{C}}$ .
  3. Precompute  $\mathbf{s} = \mathbf{Q}^T \mathbf{y}$  and  $\mathbb{V} \mathbf{s} = \mathbf{Q}^T \Sigma \mathbf{Q}$ .
  4. Precompute  $\tilde{\mathbf{s}} = (\mathbf{Q}^T \Sigma \mathbf{Q})^{-1} \mathbf{s}$ .
  5. Precompute the proxy points and charges to compute  $\psi_k(\mathbf{x})$  of  $\mathbf{Q}^T K(S, \mathbf{x})$  as in (16).
- 

## 4 Numerical demonstrations

In this section, we will now provide a variety of demonstrations of the properties of this reduced conditioning approach. We will pay special attention to examples with the Gaussian covariance functions, which plays particularly important roles in fields like computer experiments and Bayesian optimization. For simplicity, the marginal variance  $K(\mathbf{x}, \mathbf{x})$  in all cases will be fixed at one. All code to reproduce these results is available at <https://github.com/cgeoga/LinearComboConditioning.jl>.

---

**Algorithm 2** Online prediction at a single location  $\mathbf{x}_0$ 


---

1. Evaluate  $\psi_k(\mathbf{x}_0)$  for  $k = 1, \dots, r$  using (16).
  2. Using those evaluations, compute the conditional mean with  $\sum_{k=1}^r \psi_k(\mathbf{x}_0) \tilde{s}_k$ .
  3. Again using those evaluations, form cross-covariances  $\mathbf{Q}^T \mathbf{c}_0$  with (15).
  4. Compute the conditional variance using the precomputed quadratic forms, and form the  $(r + 1)$ -dimensional joint distribution with (14).
- 

#### 4.1 Runtime cost

We begin by verifying the runtime cost of computing the matrix  $\mathbf{Q}$  described above where  $K$  is the squared exponential kernel, given by

$$K(\mathbf{x} - \mathbf{x}') = \exp\left(-\rho^{-2} \|\mathbf{x} - \mathbf{x}'\|_2^2\right). \quad (17)$$

In particular, we test the runtime cost of a pragmatic procedure that we expect to be particularly common in real applications: a missing data region with a simple geometry, but not to the degree that one can precisely compute a family of orthogonal functions like Chebyshev polynomials to expand on. In particular, we simulate  $n = 2^k$  independent uniform points on  $[0, 1]^2$  and remove locations  $\mathbf{x}$  such that  $\|\mathbf{x} - [1/2, 1/2]\| < \delta$  for some radius  $\delta$ . While it would be possible to pick  $\{\tilde{\mathbf{x}}_k\}_{k=1}^m$  to be roots from the Zernike polynomials, we instead demonstrate the effectively runtime cost where the points  $\{\tilde{\mathbf{x}}_k\}_{k=1}^m$  are simply chosen to be a very dense evenly spaced grid on  $B_r([1/2, 1/2])$  and the adaptive cross-approximation (ACA) [3], a greedy pivoting algorithm often used in numerical PDE methods, is used for partial rank-revealing factorizations for  $\tilde{\mathbf{C}}$ .

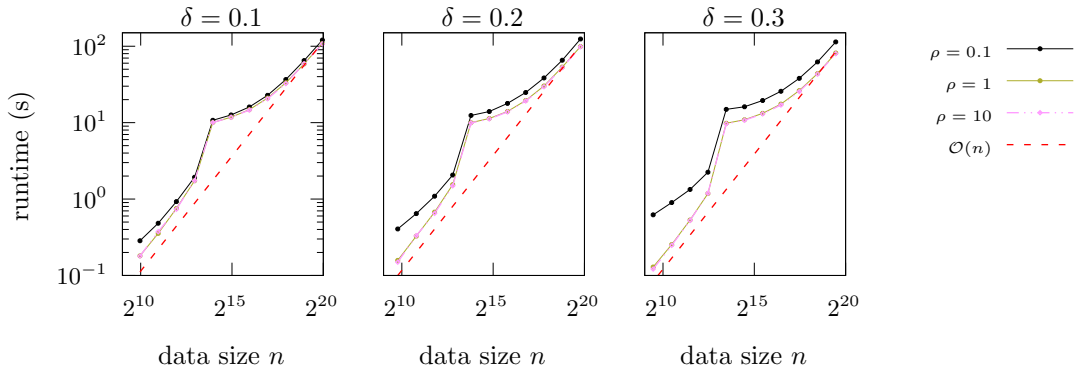


Figure 3: The runtime cost (in seconds) of assembling a full basis  $\mathbf{Q}$  for the non-degenerate singular vector space of  $\tilde{\mathbf{\Lambda}} = \mathbf{\Sigma}^{-1} \tilde{\mathbf{C}}$  for a growing number of points chosen uniformly on  $[0, 1]^2 \setminus B_\delta([1/2, 1/2])$  using the Gaussian covariance function (17) with various values of the range parameter  $\rho$  (indicated by color) and  $\tau^2$  fixed at 0.1.

Figure 3 shows the runtime cost of assembling  $\mathbf{Q}$  in the setting where (i) one can directly assemble  $\mathbf{G}$  such that  $\mathbf{\Sigma} \approx \mathbf{G}\mathbf{G}^T + \tau^2\mathbf{I}$  and (ii) one can directly assemble  $\tilde{\mathbf{C}} \approx \mathbf{U}_c\mathbf{V}_c^T$ . Several patterns are worth commenting on. First, we note that the similar runtime cost between different radius values  $\delta$  is in part due to the fact that a higher fraction of the  $n$  points are being withheld as missing as  $\delta$  increases (the top data size for  $\delta = 0.3$ , for example, was  $n = 720\,652$ , for example,

compared to  $n \approx 1.01 \times 10^6$  for  $\delta = 0.1$ ). Second, we note that the range parameter  $\rho$  decreasing leads to weaker dependence across the domain, and the impact that this has on the rank structure of  $\Sigma$  is subtle. On the one hand, less dependence means more local features, which raises the rank of  $\Sigma$  and  $\tilde{C}$ . On the other hand, however, less dependence also means that far-away points are less informative. This duality is reminiscent of questions pertaining to relative versus absolute error or efficiency, and different stopping criteria in sketching-based partial factorizations may make a shrinking  $\rho$  more or less costly relative to a larger one.

As a second observation, we remind the reader that the runtime cost scaling here is dependent on the asymptotic sampling regimes. As measurements are made more and more densely in  $[0, 1]^2$ , for example, the number of columns in  $\mathbf{Q}$  grows sub-linearly in  $n$  and eventually stops growing at all, as the function  $\mathbf{x}_0 \mapsto \boldsymbol{\lambda}(\mathbf{x}_0)$  is being approximated on a fixed region by points that are also growing more dense in a fixed region (a fact that has deep implications and connections to parameter identifiability theory in the spatial statistics literature, see [30] and references within for more information). If the domain is growing, an alternative method for rapid solves with  $\Sigma^{-1}$  would be necessary (potentially using the *fast Gauss transform* [12] and a preconditioned conjugate gradient approach for linear solves). For more complex regions and asymptotic regimes, the runtime cost of this procedure may be more subtle. A simple guideline for how the cost grows in one’s setting is to just keep in mind that the effective cost is the cost of a linear solve with  $\Sigma$  and the number of expansion coefficients needed to approximate  $\mathbf{x}_0 \mapsto \boldsymbol{\lambda}(\mathbf{x}_0)$  on the missing domain.

## 4.2 Rosenbrock function interpolation with noisy data

Next, we consider an application setting where one has observed data

$$y(\mathbf{x}) = f(\mathbf{x} + (1, 1)) + \varepsilon_j, \quad (18)$$

where  $\varepsilon_j \sim \mathcal{N}(0, \tau^2)$  and  $f(\mathbf{x}) = \sqrt{(a - x_1)^2 + b(x_2 - x_1^2)^2}$  is the square root of the *Rosenbrock* function chosen with standard parameters  $(a, b) = (1, 100)$ , a standard test function in the optimization and function approximation literature, that has been shifted so that its minimizer is at the origin. In particular, we consider the problem in which data have been measured on the domain  $[-2, 2]^2$  except for a missing region of radius  $\delta = 0.75$  centered at the origin. The goal is to rapidly obtain accurate interpolants for this function in the missing region, with potential downstream applications such as Bayesian optimization in which practitioners actually attempt to optimize over such missing regions. As before, a Gaussian covariance function is used, although this time with a geometric anisotropy estimated from data, so that the fitted covariance function is

$$K(\mathbf{x} - \mathbf{x}') = \sigma^2 \exp(-(\mathbf{x} - \mathbf{x}')^T \mathbf{M}(\mathbf{x} - \mathbf{x}'))$$

where we note the model-implied marginal variance is  $\sigma^2 \approx 2325$  and the anisotropy is given by

$$\mathbf{M} = \begin{bmatrix} \cos(\theta) & -\sin(\theta) \\ \sin(\theta) & \cos(\theta) \end{bmatrix} \begin{bmatrix} 0.021 & 0 \\ 0 & 0.26 \end{bmatrix} \begin{bmatrix} \cos(\theta) & -\sin(\theta) \\ \sin(\theta) & \cos(\theta) \end{bmatrix}^T,$$

with  $\theta \approx 1.374$ . The data used for this prediction problem is shown in Figure 4. As discussed above, measurement noise significantly weakens the locality of Kriging prediction weights, and for an analytic process such as that implied by a Gaussian covariance function even if the dependence lengthscale is short the impact of noise in the data can have a very high impact on the prediction results. Figure 5 shows a striking demonstration of this phenomenon: even with  $\tau^2 = 0.01$ , indicating an extremely high signal to noise ratio (SNR), predicting with even  $k = 1000$  nearest neighbors produces very strong artifacts, particularly in the conditional variance. Predicting with a

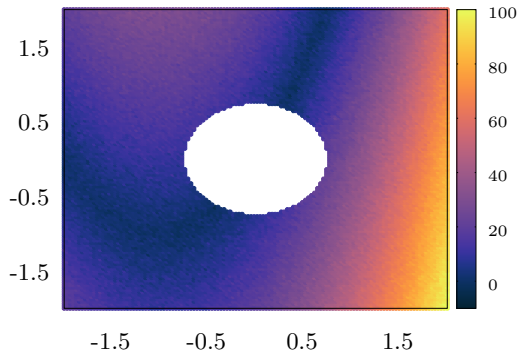


Figure 4: The dataset used in the prediction problem analyzed in Figures 5 and 6 below (shown here in the low-noise case of  $\tau^2 = 0.01$ ). The data size is  $n \approx 15\,000$ , and measurements are given as in (18).

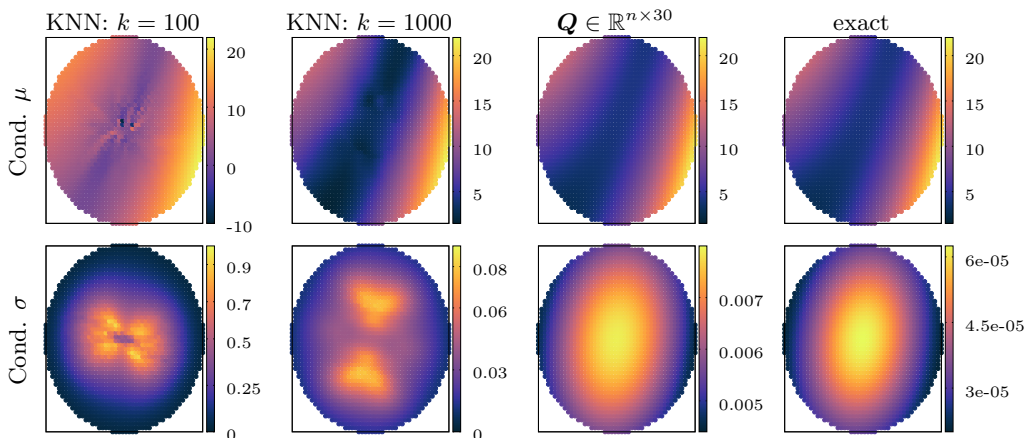


Figure 5: A visual summary of the conditional mean and variance for the Rosenbrock function prediction problem using  $k$ -nearest neighbors and our dense  $\mathbf{Q}^T \mathbf{y}$  conditioning strategy, demonstrating the instability of nearest-neighbor prediction for this problem even in the case of very low noise.

fixed  $r = 30$  columns  $\mathbf{Q}$  computed from the dominant singular vectors of  $\tilde{\mathbf{\Lambda}} = \mathbf{\Sigma}^{-1} \tilde{\mathbf{C}}$ , on the other hand, gives predictions and conditional variances that are nearly identical in size and structure to that of the exact conditional distribution given all the data. We note that the magnitude of the conditional variance given  $\mathbf{Q}^T \mathbf{y}$  is materially larger than it is given the full data  $\mathbf{y}$ . But this is arguably a demonstration that one does not *need* for  $\mathbf{Q}$  to have as many columns as  $\tilde{\mathbf{\Lambda}}$  has non-degenerate singular vectors for the posterior structure of the prediction problem to be very faithfully reproduced. In Bayesian optimization settings, for example, one frequently attempts to maximize  $\mathbf{x} \mapsto E[f(\mathbf{x}) | \mathbf{y}] + \sqrt{V[f(\mathbf{x}) | \mathbf{y}]}$ . While replacing  $\mathbf{y}$  with the  $k$  nearest neighbors would have a very significant impact on that objective function and where it is minimized (as demonstrated by Figure 5), approximating those conditionals using  $\mathbf{Q}^T \mathbf{y}$  instead of  $\mathbf{y}$  will have effectively no impact, and will still provide an objective function that can be evaluated in  $\mathcal{O}(1)$  runtime cost using the anteprolation recompression described in Section 3.2. Figure 6 provides an analog of Figure 5 except with  $\tau^2 = 2$ . Despite the SNR still being arguably very high, it is clear that the  $\mathbf{Q}^T \mathbf{y}$  conditioning is actually even sharper than it is for  $\tau^2 = 0.01$ , whereas the KNN-based conditioning

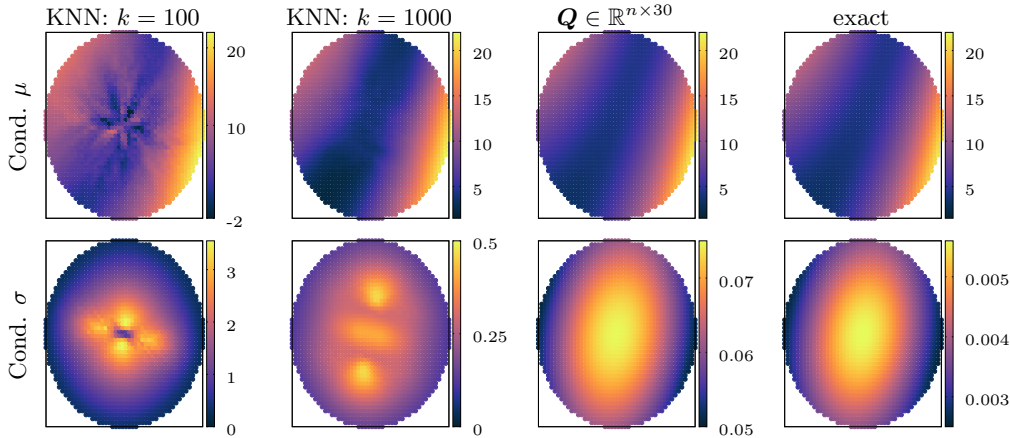


Figure 6: The analog of Figure 5 but using the high-noise data from Figure 4 instead, demonstrating again the instability and efficiency cost of even conditioning on one thousand nearest neighbors in each case.

approach produces even more problematic joint structure.

### 4.3 Prediction runtime comparisons

As a final demonstration, we compare the cost of predicting at  $m$  points in a missing region using either  $k$  nearest neighbor prediction or our method described in this work. The setting of the prediction problem is similar to that described in the runtime cost demonstration above:  $n \approx 10\,000$  points on  $[0, 1]^2$  are sampled and locations in  $B_{0.2}([1/2, 1/2])$  are removed. Figure 7 gives a visual summary of the cost comparison of this method versus  $k$  nearest neighbor prediction. Naturally the pre-computation overhead of this method is much higher than  $k$  nearest neighbor conditioning, as the only precomputation required for effective the latter method is assembling the K-D tree, for which there are many exceptionally fast software libraries available. After assembling  $\mathbf{Q}$  and performing the anteprediction compressions, however, we see that prediction is so fast that the runtime changes from 2s for  $m = 2^{10} \approx 1\,000$  to only 4s for  $m = 2^{15} \approx 30\,000$ . The number of

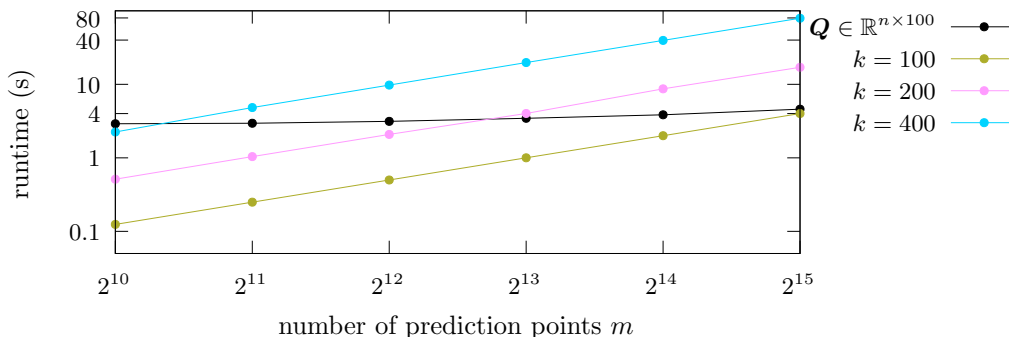


Figure 7: A demonstration of the precomputation-inclusive runtime cost for predicting at  $m$  locations in  $B_{0.2}([1/2, 1/2])$  with  $n \approx 10\,000$  locations in  $[0, 1]^2 \setminus B_{0.2}([1/2, 1/2])$ . The black line gives the runtime cost of our method, including the precomputation cost of assembling  $\mathbf{Q}$  and performing the anteprediction compressions to relative tolerance  $10^{-9}$ .

conditioning points used for nearest neighbor conditioning in Figure 7 also demonstrates break-even costs: if predicting with  $k = 100$  nearest neighbors gives the desired level of accuracy, then this method becomes competitive for this problem if one predicts at  $m = 2^{15}$  points or more. But if larger numbers of conditioning points are necessary, the inflection point at which this approach becomes both faster *and* likely more accurate comes much sooner: at barely more than 1 000 prediction points, the precomputation burden of this method is made up for if  $k = 500$  conditioning points are needed. And based on the results of the last section, circumstances in which even more than  $k = 500$  points are required are not restricted to pathological examples.

## 5 Discussion

We have demonstrated and analyzed an approach for achieving high-accuracy Gaussian process predictions in regions of unobserved data that is complementary to other fast online-compatible prediction metrics like  $k$ -nearest neighbors. The key observation is the design of specific linear combinations that capture the relevant variation in the given data as it pertains to the prediction problem. Strategies for rapidly obtaining and compressing these precomputations to the point where  $\mathcal{O}(1)$ -cost predictions are given, making this approach particularly attractive for settings in which one wants to predict at a significant number of locations that are not a priori known. A variety of questions on this topic are potentially exciting areas of future work, such as judiciously combining  $k$ -nearest neighbor prediction and dense  $\mathbf{Q}^T \mathbf{y}$  conditioning as introduced here for sufficiently far points.

## References

- [1] S. Ambikasaran, D. Foreman-Mackey, L. Greengard, D.W. Hogg, and M. O’Neil. Fast direct methods for Gaussian processes. *IEEE transactions on pattern analysis and machine intelligence*, 38(2):252–265, 2015.
- [2] S. Baugh and M.L. Stein. Computationally efficient spatial modeling using recursive skeletonization factorizations. *Spatial Statistics*, 27:18–30, 2018.
- [3] M. Bebendorf. Approximation of boundary element matrices. *Numerische Mathematik*, 86(4):565–589, 2000.
- [4] D. Cai, E. Chow, and Y. Xi. Posterior covariance structures in Gaussian processes. *SIAM Journal on Matrix Analysis and Applications*, 46(2):1640–1673, 2025.
- [5] J. Chen and M.L. Stein. Linear-cost covariance functions for Gaussian random fields. *Journal of the American Statistical Association*, 118(541):147–164, 2023.
- [6] A. Datta, S. Banerjee, A.O. Finley, and A.E. Gelfand. Hierarchical nearest-neighbor gaussian process models for large geostatistical datasets. *Journal of the American Statistical Association*, 111(514):800–812, April 2016.
- [7] A.O. Finley, A. Datta, B.D. Cook, D.C. Morton, H.E. Andersen, and S. Banerjee. Efficient algorithms for bayesian nearest neighbor gaussian processes. *Journal of Computational and Graphical Statistics*, 28(2):401–414, April 2019.
- [8] C.J. Geoga. <https://github.com/cgeoga/Vecchia.jl>, 2021.

- [9] C.J. Geoga, C.L. Haley, A.R. Siegel, and M. Anitescu. Frequency–wavenumber spectral analysis of spatio-temporal flows. *Journal of Fluid Mechanics*, 848:545–559, 2018.
- [10] C.J. Geoga and M.L. Stein. A scalable method to exploit screening in gaussian process models with noise. *Journal of Computational and Graphical Statistics*, 33(2):603–613, 2024.
- [11] L. Greengard and V. Rokhlin. A fast algorithm for particle simulations. *Journal of computational physics*, 73(2):325–348, 1987.
- [12] L. Greengard and J. Strain. The fast Gauss transform. *SIAM Journal on Scientific and Statistical Computing*, 12(1):79–94, 1991.
- [13] P. Greengard, M. Rachh, and A.H. Barnett. Equispaced Fourier representations for efficient Gaussian process regression from a billion data points. *SIAM/ASA Journal on Uncertainty Quantification*, 13(1):63–89, 2025.
- [14] J. Guinness. Spectral density estimation for random fields via periodic embeddings. *Biometrika*, 106(2):267–286, 2019.
- [15] J. Guinness. Gaussian process learning via Fisher scoring of Vecchia’s approximation. *Stat and Comput*, 31(3):25, 2021.
- [16] W. Hackbusch. *Hierarchical matrices: algorithms and analysis*, volume 49. Springer, 2015.
- [17] N. Halko, P.G. Martinsson, and J.A. Tropp. Finding structure with randomness: Probabilistic algorithms for constructing approximate matrix decompositions. *SIAM review*, 53(2):217–288, 2011.
- [18] S. Jiang and L. Greengard. A dual-space multilevel kernel-splitting framework for discrete and continuous convolution. *Commun. Pure Appl. Math.*, 78(5):1086–1143, 2025.
- [19] E. Kaminetz and R.J. Webber. Everything is Vecchia: Unifying low-rank and sparse inverse Cholesky approximations. *arXiv preprint arXiv:2603.05709*, 2026.
- [20] M. Katzfuss and J. Guinness. A general framework for vecchia approximations of gaussian processes. *Statistical Science*, 36(1):124–141, 2021.
- [21] F. Lindgren, H. Rue, and J. Lindström. An explicit link between Gaussian fields and Gaussian Markov random fields: the stochastic partial differential equation approach: Link between Gaussian Fields and Gaussian Markov Random Fields. *Journal of the Royal Statistical Society: Series B (Statistical Methodology)*, 73(4):423–498, September 2011.
- [22] A. Litvinenko, Y. Sun, M.G. Genton, and D.E. Keyes. Likelihood approximation with hierarchical matrices for large spatial datasets. *Computational Statistics & Data Analysis*, 137:115–132, September 2019.
- [23] P.G. Martinsson and M. O’Neil. Fast direct solvers. *arXiv preprint arXiv:2511.07773*, 2025.
- [24] V. Minden, A. Damle, Kenneth L. H., and L. Ying. Fast Spatial Gaussian Process Maximum Likelihood Estimation via Skeletonization Factorizations. *Multiscale Model Sim*, 15(4):1584–1611, 2017.
- [25] J. Mockus. *Bayesian Approach to Global Optimization: Theory and Applications*. Springer Science & Business Media, December 2012.

- [26] K. Niu and C. Tian. Zernike polynomials and their applications. *Journal of Optics*, 24(12):123001, 2022.
- [27] H. Rue and L. Held. *Gaussian Markov random fields: theory and applications*. Chapman and Hall/CRC, 2005.
- [28] F. Schäfer, M. Katzfuss, and H. Owhadi. Sparse Cholesky Factorization by Kullback–Leibler Minimization. *SIAM Journal on Scientific Computing*, 43(3):A2019–A2046, January 2021.
- [29] E. Snelson and Z. Ghahramani. Local and global sparse Gaussian process approximations. In *Artificial Intelligence and Statistics*, pages 524–531. PMLR, 2007.
- [30] M. L. Stein. *Interpolation of Spatial Data: Some Theory for Kriging*. Springer, 1999.
- [31] M.L. Stein. 2010 Rietz lecture: When does the screening effect hold? *The Annals of Statistics*, 39(6):2795–2819, 2011.
- [32] M.L. Stein, Z. Chi, and L.J. Welty. Approximating likelihoods for large spatial data sets. *Journal of the Royal Statistical Society: Series B (Statistical Methodology)*, 66(2):275–296, 2004.
- [33] A.Y. Toukmaji and J.A. Board Jr. Ewald summation techniques in perspective: a survey. *Computer physics communications*, 95(2-3):73–92, 1996.
- [34] L.N. Trefethen. *Approximation theory and approximation practice*. SIAM, 2019.
- [35] J.A. Tropp and R.J. Webber. Randomized algorithms for low-rank matrix approximation: Design, analysis, and applications. *arXiv preprint arXiv:2306.12418*, 2023.
- [36] A.V. Vecchia. Estimation and model identification for continuous spatial processes. *Journal of the Royal Statistical Society: Series B (Methodological)*, 50(2):297–312, 1988.