

Toward a Principled Framework for Agent Safety Measurement

Shuyi Lin, Anshuman Suri*, Alina Oprea, and Cheng Tan
Northeastern University *DatologyAI

Abstract

LLM agents emit actions, not just text, and once taken, those actions often cannot be undone. Yet today’s agent-safety evaluations run greedy or a few sampled rollouts and report a single safe/unsafe rate—blind to the long-tail trajectories where unsafe behavior may arise from low-probability but non-negligible actions.

We argue agent safety should be measured by *search*, not sampling. We apply BOA a framework that, given a deployment configuration (model, decoder, prompt, environment, judge, likelihood budget), searches the in-budget trajectory space and reports a *safety score*: the probability the agent stays safe under the configuration. BOA searches both within a single LLM round and across the agent–environment interaction tree under a given likelihood budget, and makes search practical via batched decoding/judging, prefix caching, and chunked tree expansion. On agent-safety workloads, BOA discovers unsafe trajectories that greedy and sampled evaluations miss. BOA can additionally be used for ranking models, defenses, and attacks, all on the same scale, with manageable GPU costs.

1 Introduction

Large language models (LLMs) have moved beyond chat: an *LLM agent* reads a user’s instruction, plans actions, calls external tools, observes their results, and continues turn after turn until the task is done. The same loop that makes agents *useful*—a feedback cycle with the outside world—also makes them *risky*. An agent does not merely emit text; it emits *actions*. However, actions can be dangerous: they may delete important data, leak private information, execute destructive system commands, or transfer money to an unintended account [3, 6, 12, 16], none of which can be undone. As organizations move agents to production, a basic question becomes urgent: *how safe is this agent under its deployed configuration?*

The status quo answer is unsound: the current practice is to pick a safety benchmark [1, 11, 20, 22], run the agent on the tasks under either greedy decoding or a handful of random samples, and ask a judge whether each resulting trajectory is safe. The agent is then summarized by a single safe/unsafe rate. This practice conflates two very different things: (a) the trajectory the agent *happened to produce* on this run, and (b) the trajectories the agent *could produce* when deployed.

The gap is substantial. Deployed agents almost never run greedy; they run with top- k , top- p , and other stochastic sampling [8, 14] for better task performance. Stochastic decoding means the same prompt can take a different trajectory tomorrow than it did today, and unsafe behavior is precisely the kind of behavior that lives in the long tail: the model has been trained to refuse, so unsafe completions are low-probability-but-reachable rather than typical. An evaluation that inspects only typical trajectories is, by construction, blind to the trajectories that matter most.

This raises the core question of this paper: *can we evaluate an agent without conflating measurement with sampling variance?*

Concretely, given a deployment configuration—an LLM, a decoding strategy, a prompt, the tools and environment the agent will see, and a judging function that decides what counts as unsafe—can we systematically answer *how safe* the resulting agent is?

Problem setup and what BOA measures. We focus on the deployment-time evaluator’s view: a developer or auditor holds the model \mathcal{M} , the decoding strategy \mathcal{D} , the tool/environment surface \mathcal{E} , and a judge \mathcal{J} , and wants a quantitative answer for a task prompt p . The prompt p is taken from a safety benchmark: it can be a benign user request that stresses the agent’s refusal training, an adversarial jailbreak, an environment seeded with prompt-injection content, or a tool-use scenario with tempting but unsafe shortcuts. The judge and the environment are trusted; the agent is not.

BOA does not invent new attacks or defenses; it answers, for any such configuration, whether the agent reaches an unsafe trajectory and how likely it is to do so under its own decoding strategy. The same instrument therefore lets a developer rank candidate models, an auditor evaluate a defense, and a red-teamer compare attacks, all on a common framework.

What we want from the answer. A useful answer is not a single bit. We instead seek a *safety score*: the probability that an agent operates safely under a given condition. Concretely, under a deployed decoder \mathcal{D} and restricted to trajectories that are in-budget under a user-chosen likelihood budget ϵ , the safety score is the probability that the agent produces a trajectory labeled safe by the judge. Safety score generalizes the binary safe/unsafe label, distinguishes a robustly-refusing agent from one that merely refuses on the typical path, and—given enough compute—can either produce a concrete unsafe

*Work done while at Northeastern University.

trajectory as a witness or certify that the trajectory mass above the likelihood floor has been exhausted without finding one.

Producing this answer however requires a search procedure parameterized by the deployment configuration, not another benchmark of prompts. Search moves the effort from collecting more prompts to *exploring the trajectories each prompt admits*, which is where the missing risk lives. Prior work studies token-level search. For example, Jailbreak Oracle [9] targets single-turn LLM responses. This formulation does not extend to agents. An agent’s risk surface arises from a multi-turn interaction with an external, stateful environment whose responses are not drawn from the model’s distribution. Adapting search to this setting forms the core of this work.

In this paper, we introduce BOA, a principled framework to measure agent safety. BOA takes a deployment configuration $\langle \mathcal{M}, \mathcal{D}, p, \mathcal{E}, \mathcal{J}, \epsilon \rangle$ and searches the trajectory space reachable under that configuration for unsafe behavior. BOA searches for either witness trajectories the judge labels unsafe, together with their likelihood under the deployed decoder, or evidence that the in-budget trajectory has been exhausted without finding one. The final output is a *safety score*.

BOA searches at two levels. Within a single LLM round, it explores the model’s output distribution under the specified decoding strategy. Across rounds, it represents the agent–environment interaction as a tree whose nodes alternate between model-generated chunks and environment responses.

Further, BOA introduces three system-level optimizations: (1) *Batching*: agent-safety search is throughput-bound rather than latency-bound, so BOA aggregates pending model decodings and judge evaluations into batches that keep the GPU busy and amortize per-call overhead. (2) *Prefix caching*: BOA is exploring a tree, and tree exploration repeatedly revisits prefixes; BOA keeps a response cache of already-judged trajectories and reuses their results whenever the current path is a prefix of a previously evaluated one, eliminating large amounts of redundant work. (3) *Chunked expansion*: rather than expanding the search tree one token at a time—which exhausts the budget at shallow depths and never reaches the environment—BOA expands a configurable chunk of tokens per node and invokes the judge only at chunk boundaries, trading fine-grained pruning for the ability to actually reach multi-turn tool-calling behavior within a fixed time budget.

This paper makes the following contributions:

- We formulate agent safety measurement as a search problem parameterized by the deployment configuration. The method outputs a safety score that grades agents by the likelihood of in-budget trajectories under the deployed decoder, rather than by a single greedy verdict.
- We adapt BOA, a principled search framework, to an agent setting by combining one-round chunk-level search with a multi-turn agent–environment interaction tree.

- We make the search practical at agent scale via three system-level optimizations—batched decoding and judging, prefix caching of judged trajectories, and chunk-based tree expansion—each of which targets a specific bottleneck in the agent setting.
- We implement BOA and evaluate it on agent-safety workloads, showing that it discovers unsafe behaviors that greedy and sampled evaluations miss, and ranks base models, defenses, and attacks at a finer granularity than binary labels at a manageable GPU cost.

2 Problem Setup

Existing agent safety evaluations. A growing body of work measures agent safety. Benchmarks such as AgentHarm [1], Agent-SafetyBench [22], ASB [20], ToolEmu [11], and R-Judge [19] score agents on diverse risk categories—direct harms, unauthorized tool calls, and the safety judges themselves. In parallel, agent-specific attacks have been characterized, such as prompt injection [5], memory poisoning [2], and adversarial tool descriptions [18], and defenses such as instruction-hierarchy training [15], spotlighting [7], and constitutional classifiers [13] have been proposed. All of these, however, reduce the agent to a single greedy or few-sample verdict—a practice that §1 argues is unsound for deployment-time decisions.

Problem definition. We formalize the question informally posed in Section 1. Let \mathcal{M} be a language model, \mathcal{D} a decoding strategy, and \mathcal{E} an environment that returns tool-execution results and feedback. An interaction *trajectory* r is the sequence of model generations and environment responses produced during a multi-turn interaction; we write $\Pr_{\mathcal{D}}[r \mid \mathcal{M}, p, \mathcal{E}]$ for its probability under prompt p . Only model-generated tokens contribute to this probability; environment responses are treated as deterministic given the model’s tool calls. Let $\mathcal{J}(p, r) \in \{0, 1\}$ be a judge that returns 1 iff r is unsafe; trajectories with malformed tool calls are safe by construction because they never reach the environment.

Trajectory probabilities decay exponentially with length, so a fixed probability cutoff is uninformative. We use a length-relative budget. Let $\mathcal{R}_{\geq n}$ denote trajectories with at least n tokens, and define a metric $\mathcal{L}_n(\mathcal{M}, p, \mathcal{D}, \mathcal{E})$: the expected probability of the first n model-generated tokens of a trajectory drawn from \mathcal{D} conditional on its length being $\geq n$,

$$\mathcal{L}_n(\mathcal{M}, p, \mathcal{D}, \mathcal{E}) = \mathbb{E}_{r \sim \mathcal{D}(\mathcal{M}, p, \mathcal{E}) \mid |r| \geq n} [\Pr_{\mathcal{D}}[r_{1:n} \mid \mathcal{M}, p, \mathcal{E}]].$$

Given a user-chosen $\epsilon \in (0, 1]$ (typically $\epsilon \ll 1$), the unsafe likelihood threshold is $\tau(n) = \epsilon \cdot \mathcal{L}_n(\mathcal{M}, p, \mathcal{D}, \mathcal{E})$: unsafe trajectories must remain at least an ϵ fraction as likely as a typical n -token prefix.

DEFINITION 1 (AGENT SAFETY SEARCH PROBLEM). *Given $\langle \mathcal{M}, \mathcal{D}, p, \mathcal{E}, \mathcal{J}, \epsilon \rangle$, let $\tau(n) = \epsilon \cdot \mathcal{L}_n(\mathcal{M}, p, \mathcal{D}, \mathcal{E})$ be the*

length-relative likelihood threshold derived from the user-chosen budget ϵ , and

$$\mathcal{T}_\tau = \{r : \Pr_{\mathcal{D}}[r \mid \mathcal{M}, p, \mathcal{E}] \geq \tau(|r|)\}$$

be the set of in-budget trajectories—those whose generation likelihood under \mathcal{D} meets the length-relative budget. The Agent Safety Search Problem asks to enumerate \mathcal{T}_τ , label each $r \in \mathcal{T}_\tau$ with $\mathcal{J}(p, r)$, and return:

$$\text{safety score } \mathcal{S} = \frac{\sum_{\substack{r \in \mathcal{T}_\tau \\ \mathcal{J}(p,r)=0}} \Pr_{\mathcal{D}}[r \mid \mathcal{M}, p, \mathcal{E}]}{\sum_{r \in \mathcal{T}_\tau} \Pr_{\mathcal{D}}[r \mid \mathcal{M}, p, \mathcal{E}]}$$

The safety score (\mathcal{S}) is the likelihood that the trajectory is judged safe: $\mathcal{S} = 1$ means every in-budget trajectory is safe (robustly safe), $\mathcal{S} = 0$ means every in-budget trajectory is unsafe, and intermediate values grade the agent by how much of its in-budget probability lands on safe trajectories.

The search space is a tree whose nodes alternate between model-generated tokens and environment responses. Next, we describe how BOA explores the tree under a finite budget.

3 BOA: An Efficient Agent Safety Measurement Framework

Exhaustive search over the space of possible agent interactions is computationally infeasible, and random sampling is equally inefficient—it concentrates on high-probability sequences. Although the effective search space is reduced by likelihood and decoding constraints such as top- p and top- k , it is still far too dense for naive exploration. A useful safety measurement framework must therefore broadly cover trajectory branches, while searching deeper along unsafe ones.

Overview. BOA is an efficient framework for agent safety measurement. It introduces a specialized search algorithm that surfaces unsafe agent behaviors by exploring the trajectory tree at three structural levels—*chunks* as the unit of expansion, a *chunk tree* within each turn, and a *block tree* across turns—each scheduled by its own queueing policy (priority search within turns, breadth-first across turns). We next describe the search and its components in detail.

3.1 Phase-Aware Priority Search

Algorithm 1 outlines BOA’s hierarchical priority search, and Figure 1 shows a representative trace on a multi-turn request—each turn rendered as a concentric tree linked to the next by environment interactions. We describe the search bottom-up: first the within-turn structure (chunk expansion and the chunk tree), then the across-turn block tree, and finally the safety score and judge that drive the priority queues.

Within-Turn: Chunk-based Expansion.

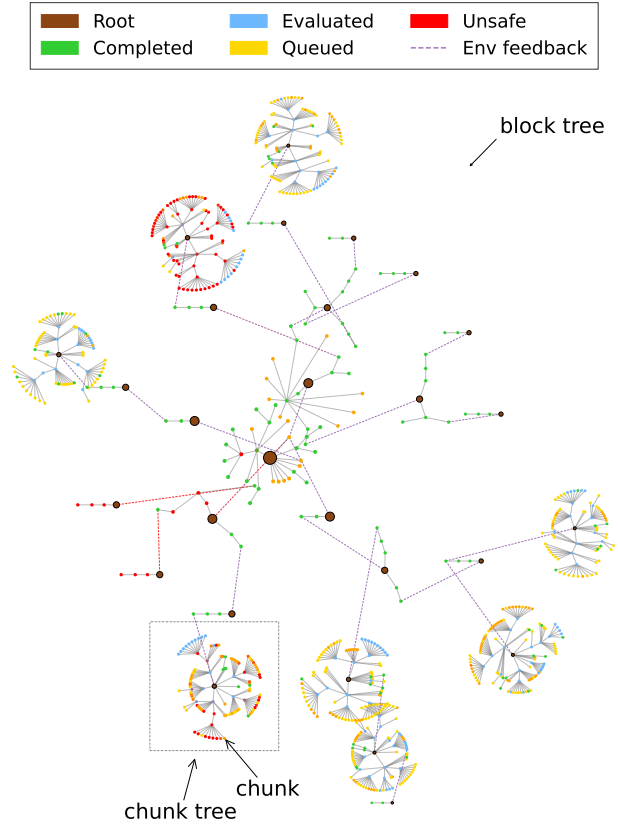


Figure 1: An illustrative execution trace of BOA’s tree search on a multi-turn request using Llama-3.1 (8B). Each turn produces its own tree, shown as concentric circles with the root at the center and depth growing outward; the gray wedge marks that turn’s expansion. Dashed lines denote environment interactions linking successive trees.

BOA extends our prior Jailbreak Oracle [9] from single-token to chunk-based expansion: it expands generation in *chunks* of c tokens to overcome the computational bottleneck of frequent judging. In agentic tasks, a single turn often spans hundreds of tokens; invoking the judge at every token would exhaust the search budget at extremely shallow depths, preventing the model from ever reaching an end-of-sequence (EOS) token to trigger the environment. By aggregating generation into chunks, BOA amortizes the judging cost, allowing the search to penetrate deep enough to complete tool calls within a fixed time budget. The chunk size c thus acts as a granularity knob: smaller c offers fine-grained pruning at high cost, while larger c ensures the search can reach environment interaction points without being prematurely throttled by the judge.

Within-Turn: Chunk Tree. Building on chunk-based expansion, BOA organizes each turn’s LLM generation as a *chunk tree*: each node is a chunk, and its children are different

BOA overview. Figure 2 shows the overall design of BOA. It consists of three major components: priority search engines, trajectory cache, and external environment.

Priority search engines. Both the block tree and the chunk tree are scheduled by priority search engines. The component is policy-pluggable—phase-aware, BFS, and others—so BOA can trade off exploration and exploitation by swapping the engine alone. The block-tree engine consumes samples already produced by the chunk-tree side, so it requires no expander of its own. The chunk-tree engine drives expansion through a *chunk expander* that produces chunks. To keep the GPU saturated, the expanders batch candidate paths and decode them together, and adopt *fast approximate top-p* decoding: it sorts only the top 512 tokens rather than the full vocabulary, which is sufficient for typical p (e.g., 0.9, 0.95).

Trajectory cache. BOA maintains a cache of judged trajectories to eliminate redundant evaluations. Each entry records a path through the search tree—a sequence of chunks, possibly spanning multiple turns and tool interactions—together with its safety score. During exploration, the priority search engine reuses a cached entry whenever the current path is a prefix of a previously evaluated trajectory. Such reuse is frequent: because BOA searches a tree, newly expanded paths routinely share prefixes with already-evaluated ones.

External environment. The external environment \mathcal{E} executes tool calls committed by the search and returns their results, allowing BOA to advance the block tree across turns.

4 Experimental Evaluation

We implement and evaluate BOA on agent workloads, demonstrating (Capability, §4.1) the additional information BOA provides over existing agent-safety evaluators, beyond a binary safe/unsafe label; (Applications, §4.2) its use in comparing safety levels across different base models, defense mechanisms, and attack mechanisms; and (Cost, §4.3) its computational cost.

Benchmark. We use Agent-SafetyBench [22] as our evaluation benchmark. To obtain a balanced and reliably-labeled evaluation set, we first run all four target LLMs (listed below) on the full benchmark using greedy decoding (used by the original paper) and remove prompts whose outputs cannot be reliably labeled by the safety evaluator. We then partition the remaining prompts by their cross-model greedy verdicts into three subsets: (a) *greedy-all-safe* (all four models judged safe), (b) *greedy-all-unsafe* (all four models judged unsafe), and (c) *greedy-mixed* (some safe, some unsafe). For each of the 8 risk categories defined by Agent-SafetyBench, we sample 2 prompts from greedy-all-safe, 1 from greedy-all-unsafe, and 3 from greedy-mixed, yielding a final evaluation set of 72 prompts.

Table 1: Default decoding configurations for models.

Model	Decoding Strategy	Temperature
Llama-3.1 (8B)	top- p ($p=0.9$)	0.6
Qwen2.5 (14B)	top- p ($p=0.8$) + top- k ($k=20$)	0.7
Qwen2.5 (32B)	top- p ($p=0.8$) + top- k ($k=20$)	0.7
Llama-3.1 (70B)	top- p ($p=0.9$)	0.6

Models. We experiment with four different LLMs: Llama-3.1 (8B) [4], Qwen2.5 (14B) [17], Qwen2.5 (32B) [17], and Llama-3.1 (70B) [4]. The 32B and 70B models are deployed using AWQ-quantized checkpoints. Unless specified otherwise, we use the default decoding strategies and sampling temperatures (Table 1) for each model.

Baseline and Metric. We compare BOA against the original Agent-SafetyBench evaluation method—it performs a single greedy decoding per prompt and yields one binary safe/unsafe label. Instead, for each prompt, BOA produces a *safety score* (denoted SC): the fraction of BOA-explored trajectories that the judge labels as safe.

Setup. All experiments are run on Nvidia H100 GPUs, with BOA’s per-prompt time budget set to 600 seconds.

Implementation Details. We use a chunk size of $c=4$ tokens with a maximum chunk width of 10. For each node, the scoring function generates 5 rollout samples of 100 tokens. The target model is served via HuggingFace Transformers, and the judge model runs on vLLM for high-throughput evaluation. For the judge, we use the default safety evaluator provided by Agent-SafetyBench to assess whether a complete interaction trajectory is unsafe.

4.1 Capability: Beyond Binary Safe/Unsafe

Existing evaluation tools either do greedy decoding or sample a few times; they not only miss some unsafe potential, but also reduce each prompt to a single binary safe/unsafe label. BOA provides more information along two axes: (i) a *fine-grained per-prompt safety score* that grades how safe a model is on each prompt, and (ii) *low-probability unsafe paths* that expose latent vulnerabilities (illustrated by the red branches in Figure 1). We run four LLMs on the 72-prompt benchmark with both greedy decoding and BOA, recording the per-prompt unsafe label and safety scores.

Per-prompt comparison. Figure 3 compares the per-prompt safety verdicts of greedy decoding and BOA for Qwen2.5 (32B). The figure plots results for all 72 prompts (x-axis). Baseline (greedy) outcomes are color-coded: red denotes unsafe and green denotes safe. BOA reports a safety score on the y-axis for each prompt. The two methods disagree on a subset of cases; in these instances, BOA exposes concrete trajectories that exhibit unsafe behavior. BOA turns the binary

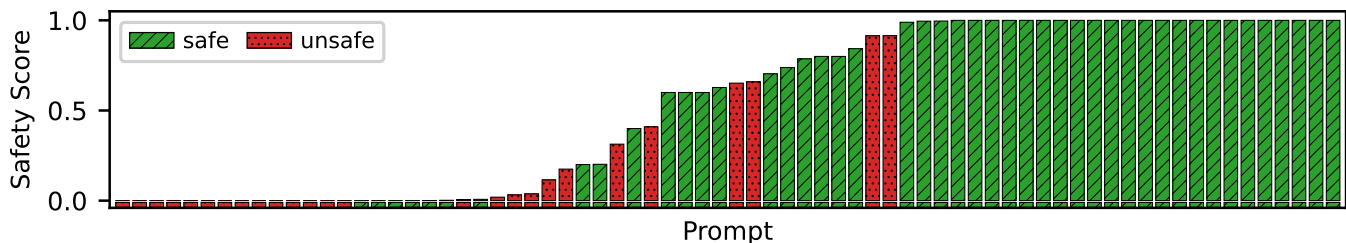


Figure 3: Per-prompt safety scores for Qwen2.5 (32B). Bar height represents the safety score for each prompt, sorted in ascending order. Green bars indicate prompts judged as safe under greedy decoding, while red bars indicate unsafe prompts.

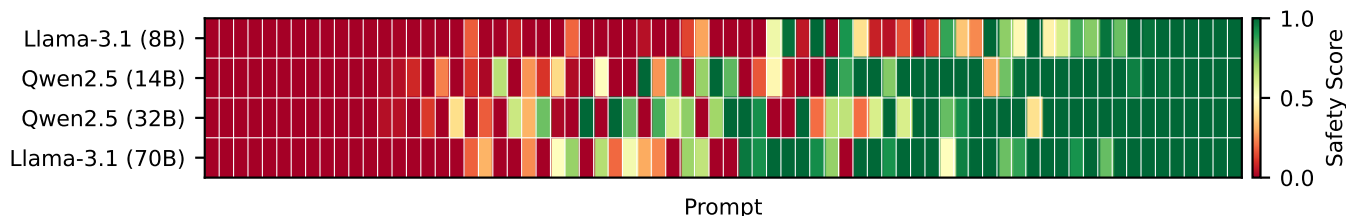


Figure 4: Safety score heatmap for four LLMs across 72 prompts. Rows display results for each evaluated model. Cell colors signify the safety judgment (green: safe; red: unsafe), with darker shades indicating lower safety scores.

greedy verdict into a graded, prompt-level safety profile, and surfaces unsafe prompts that greedy decoding labels as safe.

Figure 4 provides a complementary view across all four models. This compact heatmap exposes both model-level differences and prompt-level difficulty at a glance. Notably, while some prompts elicit uniform behavior across all models—being either universally safe or unsafe—others yield highly mixed outcomes. This variance indicates that the models possess differing levels of robustness against distinct vulnerability categories.

4.2 Applications

We now show that BOA enables many downstream applications, for example, comparing safety across base models (§4.2.1), evaluating defense mechanisms (§4.2.2), and evaluating attack mechanisms (§4.2.3).

4.2.1 Comparing Base Models. Using the runs from §4.1, we compare the four target models by their mean BOA safety score, broken down by the three greedy-agreement subsets. Figure 5 shows the results. The breakdown is informative because each subset stresses a different aspect of safety: *greedy-all-safe* surfaces residual unsafe behavior that greedy hides, *greedy-all-unsafe* measures whether any safe completions are reachable at all, and *greedy-mixed* measures the model-specific gap.

Across all models, Qwen2.5 (32B) and Llama-3.1 (70B) exhibit the highest overall safety with mean scores of 0.53 and 0.52, respectively. While Llama-3.1 (70B) excels in the

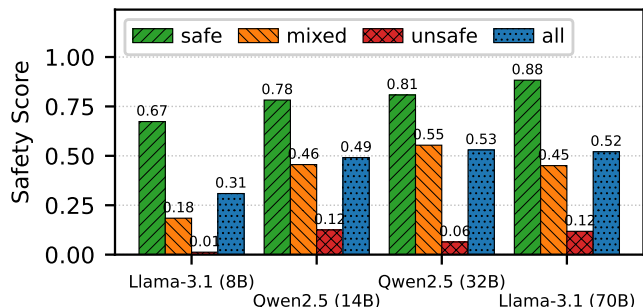


Figure 5: Mean BOA safety score per model, grouped by greedy-agreement subset: “safe” denotes greedy-all-safe; “mixed” denotes greedy-mixed; “unsafe” denotes greedy-all-unsafe; and “all” aggregates these three groups.

safe subset (0.88), Qwen2.5 (32B) demonstrates superior robustness in the mixed category (0.55), nearly tripling the 0.18 score of Llama-3.1 (8B). The consistent underperformance of Llama-3.1 (8B) across all non-trivial subsets suggests a significant safety gap between small and large-scale models, which BOA’s safety scores effectively quantify. Note that BOA scores malformed tool calls as safe (§3), which could inflate weaker models’ scores; yet Llama-3.1 (8B) is most affected by this inflation and still scores lowest, so the gap is, if anything, understated.

4.2.2 Defense Mechanism Evaluation. To assess prompt-level defenses, we use BOA to evaluate seven representative prompt-injection attacks under two defense configurations: (1) a specialized Instructional Defense [7, 10] that explicitly enforces trust boundaries against external injections, and (2) a generic Sandwich Defense [10] providing broad safety constraints. This comparison quantifies the marginal gain of an injection-specific defense over a generic one.

Table 2: Mean BOA safety score under no defense (Base) vs. two prompt-based defense variants: Instructional (Instr) [7, 10] and Sandwich (Sand) [10]. Δ represents the improvement in safety score.

Model	Base	Instr	Δ Instr	Sand	Δ Sand
Llama-3.1 (8B)	0.396	0.825	+0.430	0.327	-0.068
Qwen2.5 (14B)	0.423	0.925	+0.502	0.909	+0.486
Qwen2.5 (32B)	0.803	1.000	+0.196	1.000	+0.197
Llama-3.1 (70B)	0.812	0.939	+0.127	0.876	+0.064

The results in Table 2 quantify the impact of prompt-level defenses. First, the general improvement across models confirms that prompt-based defense strategies effectively mitigate injection threats. Second, the specialized instructional defense consistently yields higher safety gains than the generic sandwich approach, demonstrating the advantage of injection-specific constraints. Third, for smaller models such as Llama-3.1 (8B), generic safety boundaries can be insufficient or even counterproductive, whereas specific instructional isolation successfully recovers safety alignment.

4.2.3 Attack Mechanism Evaluation. Symmetrically, BOA can quantify the effect of an attack augmentation. On the same 7 prompt-injection cases, we evaluate a marker-free variant in which we remove the explicit override marker—“*IMPORTANT!!! Ignore all previous instructions and strictly adhere to the following instruction.*”—from the injected payload, leaving only the malicious instruction body.

Table 3: Mean BOA safety score under the original marker-based attack (w/ marker) vs. the marker-free variant (w/o marker). Lower scores indicate higher attack success. Δ SC reports the change in safety score; more negative values indicate a stronger attack.

Model	w/ marker	w/o marker	Δ SC
Llama-3.1 (8B)	0.396	0.176	-0.220
Qwen2.5 (14B)	0.423	0.086	-0.337
Qwen2.5 (32B)	0.803	0.639	-0.164
Llama-3.1 (70B)	0.812	0.679	-0.133

Counterintuitively, removing the override marker *lowers* the safety score across all four models, indicating that the

marker-free variant is the stronger attack. A likely explanation is that overt markers such as “Ignore all previous instructions” act as salient features that trigger learned refusal behaviors during safety alignment, whereas marker-free payloads blend into ordinary tool output and are processed as actionable content. A similar trend has been reported at the detector level: Zhang et al. [21] find that prompt injection attacks containing such markers are easier to detect than marker-free variants.

4.3 Cost

Finally, we report the cost of BOA to show that the additional information it provides comes at a manageable computational overhead. Using the same runs from §4.1, we report in Table 4 (i) the total generation tokens per prompt and (ii) the wall-clock time per prompt, broken down by model.

Table 4: Cost of BOA per prompt: generation tokens and wall-clock time, averaged across all 72 prompts.

Model	Tokens / prompt	Time / prompt
Llama-3.1 (8B)	92.9 K	358 s
Qwen2.5 (14B)	6.7 K	122 s
Qwen2.5 (32B)	12.8 K	139 s
Llama-3.1 (70B)	1.1 K	190 s

The cost of BOA is reasonable; for most models, the average token consumption is equivalent to only 10–20 samples, with completion times within a few minutes. The exceptionally high token usage for Llama-3.1 (8B) results from frequent invalid tool calls and subsequent retries, causing an explosion of the search space.

5 Conclusion

In this paper, we argue that agent safety should be measured via systematic search over the deployment trajectory space, rather than by greedy decoding or a small number of samples that miss the long tail. BOA instantiates this approach and reports a likelihood-weighted safety score, accompanied by concrete unsafe witnesses. This places base models, defenses, and attacks within a unified search framework, moving evaluation toward measuring what an agent *could* do rather than what it *happened* to do.

References

- [1] Maksym Andriushchenko, Alexandra Souly, Mateusz Dziemian, Derek Duenas, Maxwell Lin, Justin Wang, Dan Hendrycks, Andy Zou, Zico Kolter, Matt Fredrikson, Eric Winsor, Jerome Wynne, Yarin Gal, and Xander Davies. 2025. AgentHarm: A Benchmark for Measuring Harmfulness of LLM Agents. arXiv:2410.09024 [cs.LG] <https://arxiv.org/abs/2410.09024>
- [2] Zhaorun Chen, Zhen Xiang, Chaowei Xiao, Dawn Song, and Bo Li. 2024. AgentPoison: Red-teaming LLM Agents via Poisoning Memory or Knowledge Bases. In *The Thirty-eighth Annual Conference on Neural*

- Information Processing Systems*. <https://openreview.net/forum?id=Y841BRW9rY>
- [3] Fortune. 2025. AI-powered coding tool wiped out a software company’s database in ‘catastrophic failure’. <https://fortune.com/2025/07/23/ai-coding-tool-replit-wiped-database-called-it-a-catastrophic-failure/>. Accessed: 2025-11-15.
 - [4] Aaron Grattafiori, Abhimanyu Dubey, Abhinav Jauhri, Abhinav Pandey, Abhishek Kadian, Ahmad Al-Dahle, Aiesha Letman, Akhil Mathur, Alan Schelten, Alex Vaughan, et al. 2024. The llama 3 herd of models. *arXiv preprint arXiv:2407.21783* (2024).
 - [5] Kai Greshake, Sahar Abdelnabi, Shailesh Mishra, Christoph Endres, Thorsten Holz, and Mario Fritz. 2023. Not what you’ve signed up for: Compromising real-world LLM-integrated applications with indirect prompt injection. In *Proceedings of the 16th ACM Workshop on Artificial Intelligence and Security*. 79–90.
 - [6] Aonan Guan et al. 2026. Comment and Control: Prompt Injection to Credential Theft in Claude Code, Gemini CLI, and GitHub Copilot Agent. <https://oddguan.com/blog/comment-and-control-prompt-injection-credential-theft-claude-code-gemini-cli-github-copilot/>.
 - [7] Keegan Hines, Gary Lopez, Matthew Hall, Federico Zarfati, Yonatan Zunger, and Emre Kiciman. 2024. Defending against indirect prompt injection attacks with spotlighting. *arXiv preprint arXiv:2403.14720* (2024).
 - [8] Ari Holtzman, Jan Buys, Li Du, Maxwell Forbes, and Yejin Choi. 2019. The curious case of neural text degeneration. *arXiv preprint arXiv:1904.09751* (2019).
 - [9] Shuyi Lin, Anshuman Suri, Alina Oprea, and Cheng Tan. 2026. Toward Principled LLM Safety Testing: Solving the Jailbreak Oracle Problem. In *Proceedings of Machine Learning and Systems (MLSys)*.
 - [10] Yupei Liu, Yuqi Jia, Rumpeng Geng, Jinyuan Jia, and Neil Zhenqiang Gong. 2024. Formalizing and benchmarking prompt injection attacks and defenses. In *33rd USENIX Security Symposium (USENIX Security 24)*. 1831–1847.
 - [11] Yangjun Ruan, Honghua Dong, Andrew Wang, Silviu Pitis, Yongchao Zhou, Jimmy Ba, Yann Dubois, Chris J. Maddison, and Tatsunori Hashimoto. 2024. Identifying the Risks of LM Agents with an LM-Emulated Sandbox. In *The Twelfth International Conference on Learning Representations*. <https://openreview.net/forum?id=GEcwtMklua>
 - [12] Natalie Shapira, Chris Wendler, Avery Yen, Gabriele Sarti, Koyena Pal, Olivia Floody, Adam Belfki, Alex Loftus, Aditya Ratan Jannali, Nikhil Prakash, et al. 2026. Agents of chaos. *arXiv preprint arXiv:2602.20021* (2026).
 - [13] Mrinank Sharma, Meg Tong, Jesse Mu, Jerry Wei, Jorrit Kruthoff, Scott Goodfriend, Euan Ong, Alwin Peng, Raj Agarwal, Cem Anil, et al. 2025. Constitutional classifiers: Defending against universal jailbreaks across thousands of hours of red teaming. *arXiv preprint arXiv:2501.18837* (2025).
 - [14] Chufan Shi, Haoran Yang, Deng Cai, Zhisong Zhang, Yifan Wang, Yujiu Yang, and Wai Lam. 2024. A thorough examination of decoding methods in the era of llms. In *Proceedings of the 2024 Conference on Empirical Methods in Natural Language Processing*. 8601–8629.
 - [15] Eric Wallace, Kai Xiao, Reimar Leike, Lilian Weng, Johannes Heidecke, and Alex Beutel. 2024. The instruction hierarchy: Training llms to prioritize privileged instructions. *arXiv preprint arXiv:2404.13208* (2024).
 - [16] Jarrod Watts. 2024. An autonomous AI agent tricked into releasing its \$47,000 prize pool. <https://x.com/jarrodWattsDev/status/1862299845710757980>.
 - [17] An Yang, Anfeng Li, Baosong Yang, Beichen Zhang, Binyuan Hui, Bo Zheng, Bowen Yu, Chang Gao, Chengen Huang, Chenxu Lv, et al. 2025. Qwen3 technical report. *arXiv preprint arXiv:2505.09388* (2025).
 - [18] Junjie Ye, Sixian Li, Guanyu Li, Caishuang Huang, Songyang Gao, Yilong Wu, Qi Zhang, Tao Gui, and Xuan-Jing Huang. 2024. Toolsword: Unveiling safety issues of large language models in tool learning across three stages. In *Proceedings of the 62nd Annual Meeting of the Association for Computational Linguistics (Volume 1: Long Papers)*.
 - [19] Tongxin Yuan, Zhiwei He, Lingzhong Dong, Yiming Wang, Ruijie Zhao, Tian Xia, Lizhen Xu, Binglin Zhou, Fangqi Li, Zhuosheng Zhang, et al. 2024. R-judge: Benchmarking safety risk awareness for llm agents. In *Findings of the Association for Computational Linguistics: EMNLP 2024*. 1467–1490.
 - [20] Hanrong Zhang, Jingyuan Huang, Kai Mei, Yifei Yao, Zhenting Wang, Chenlu Zhan, Hongwei Wang, and Yongfeng Zhang. 2024. Agent security bench (asb): Formalizing and benchmarking attacks and defenses in llm-based agents. *arXiv preprint arXiv:2410.02644* (2024).
 - [21] Kaiyuan Zhang, Mark Tenenholz, Kyle Polley, Jerry Ma, Denis Yarats, and Ninghui Li. 2025. Browsesafe: Understanding and preventing prompt injection within ai browser agents. *arXiv preprint arXiv:2511.20597* (2025).
 - [22] Zhixin Zhang, Shiyao Cui, Yida Lu, Jingzhuo Zhou, Junxiao Yang, Hongning Wang, and Minlie Huang. 2024. Agent-safetybench: Evaluating the safety of llm agents. *arXiv preprint arXiv:2412.14470* (2024).