

# Conductor–Insulator Crossover in the Steady-State Ultracold Plasmas

Yurii V. Dumin<sup>1,2,\*</sup> and Ludmila M. Svirskaya<sup>3,4,†</sup>

<sup>1</sup>*Lomonosov Moscow State University, Sternberg Astronomical Institute,  
Universitetskii prosp. 13, 119234 Moscow, Russia*

<sup>2</sup>*Space Research Institute of Russian Academy of Sciences,  
Profsoyuznaya str. 84/32, 117997 Moscow, Russia*

<sup>3</sup>*South Ural State University, Prosp. Lenina 76, 454080 Chelyabinsk, Russia*

<sup>4</sup>*South Ural State Humanitarian Pedagogical University,  
Prosp. Lenina 69, 454080 Chelyabinsk, Russia*

(Dated: May 20, 2026)

We present a theoretical model of the ionization–recombination balance in the ultracold Rydberg gas–plasma mixture, which is caused by the collective processes rather than by individual interparticle interactions. We consider the electron–ion system where each electron moves for the most part of its time in the effective centrifugal potential formed by the nearest ion and sometimes jumps to the neighboring potential wells due to the perturbations from remote particles. These perturbations are described by a thermal bath with the effective “virial” temperature. Then, the electron with a sufficiently high energy, which can escape from the local potential well, should be considered as free (conducting) one; while the electron with low energy, confined within the well, as forming the Rydberg atom. As follows from our calculations, there is a sharp crossover from the insulating phase (Rydberg gas) to the conducting one (plasma) with increase in the particle density, which somewhat resembles the Mott transition in condensed-matter physics. This model should be well relevant to the steady-state ultracold plasmas obtained in the most recent experiments and represents a promising direction for further research.

**Keywords:** Rydberg gas, ultracold plasma, conductor–insulator crossover

PACS numbers: 32.80.Ee, 34.80.Lx, 52.25.Jm, 51.50.+v

## I. INTRODUCTION

The processes of mutual transformation from the dense Rydberg gas to plasma and *vice versa* were experimentally observed for a quite long time both in the atomic beam experiments [1, 2] and magneto-optical traps [3, 4]. From the theoretical point of view, they were commonly described as a sequence of interactions between the individual particles, such as electron–Rydberg and Rydberg–Rydberg collisions, three-body recombination, *etc.* with the respective cross-sections.

Meanwhile, as was emphasized already in the seminal paper [1] in 1982, “it is thus possible that the two-body analysis developed here is too naive”, so that the effect of entire environment should be taken into account. This was qualitatively associated with Mott transitions in the condensed-matter physics [5], although the specific physical mechanisms in these two cases are not the same. Particularly, it was concluded in the above-cited paper that this situation will take place if the atomic temperature is below a fraction of Kelvin. Then, the first interatomic collisions—initiating a cascade of the bi-particle interactions—will be delayed, and the collective processes can be important.

Unfortunately, such cold atoms were unavailable in the early 1980s. However, due to development of the magneto-optical traps, an even lower temperature was achieved by the late 1990s, and the ionization–recombination processes in the so-called ultracold plasmas (UCP) began to be studied in these installations [6–10]. In fact, the most of such experiments were conducted in the strongly non-equilibrium regime, when a bunch of more energetic electrons quickly accelerated the ionic cloud, originally possessing the milliKelvin temperatures. Fortunately, the situation changed in the last couple years, when the ultracold plasmas were generated in the steady-state regime [11]. Thus, the prospect emerged for high-precision measurements of the ionization–recombination processes—similar to those conducted in the atomic beams—and, in particular, for studying the Mott-like transitions.

It is the aim of our paper to present a model of collective development of the ionization–recombination balance in the disordered non-degenerate Rydberg gas and to discuss its observational properties. As distinct from the previous works, *e.g.* [12], treated in detail the population of individual Rydberg states at the sufficiently early stage of the plasma cloud expansion (roughly speaking, within 100–200  $\mu$ s), we shall consider much longer times, when the Rydberg states are completely mixed and their quasi-equilibrium distribution is established. In this sense, our approach is substantially different from the theoretical models employed before.

---

\*Electronic mail: dumin@pks.mpg.de, dumin@yahoo.com

†Electronic mail: svirskaialm@susu.ru, svirskayalm@mail.ru

## II. THEORETICAL MODEL

### A. Basic Assumptions

We shall consider a system of almost immobile closely-packed Rydberg atoms in the classical approximation. (As is known, the purely classical approach is quite reasonable for the description of Rydberg atoms [13, 14].) Then, in the strongly-coupled regime (*i.e.*, when the electron coupling parameter is about unity,  $\Gamma_e \sim 1$ ), each electron should move for the most of time in the effective “centrifugal” potential [15] of the nearest ion,

$$U_{\text{eff}}(r) = \frac{M_e^2}{2m_e} \frac{1}{r^2} - e^2 \frac{1}{r}, \quad (1)$$

and sometimes jump to the neighbouring potential wells due to the multi-particle perturbations from the environment. Here,  $M_e$  is the angular momentum of the electron with respect to the corresponding ion,  $m_e$  and  $e$  are the electron mass and charge, and  $r$  is the distance between the electron and ion. The corresponding curve  $\varepsilon = U_{\text{eff}}(r)$  is drawn in Fig. 1. It is important to emphasize that, according to the general theorem of classical mechanics [15], the angular momentum  $M_e$  is adiabatic invariant, *e.g.*, approximately conserved for some time even if the electron-ion pair experiences the small external perturbations.

Let  $r_0$  be half the average distance between the ions (*i.e.*, a characteristic size of the potential well) and  $\varepsilon_0$  be the corresponding value of the effective potential:

$$\varepsilon_0 = U_{\text{eff}}(r_0). \quad (2)$$

Then, the electron phase space will be composed of two subregions,  $D_f$  and  $D_b$ . Electrons in the region  $D_f$ , possessing the energy  $\varepsilon \geq \varepsilon_0$ , can reach the distance  $r_0$  and, therefore, jump to a neighbouring potential well, as marked by the red arrow in Fig. 1. Consequently, they should be treated as free (which is denoted by subscript ‘f’). On the other hand, electrons in the region  $D_b$  (with energy  $\varepsilon < \varepsilon_0$ ) cannot reach the distance  $r_0$  and, therefore, will be reflected back from the potential wall.

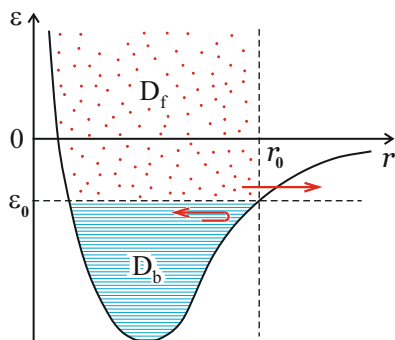


FIG. 1: Phase space of an electron, composed of the regions of free and bound states,  $D_f$  and  $D_b$  respectively.

So, they should be treated as bound, *i.e.*, forming the Rydberg atoms.

If  $F(r, \varepsilon)$  is the partition function of the electron in variables  $r$  and  $\varepsilon$ , then concentrations of the free and bound electrons can be written as

$$N_f = \iint_{D_f} F(r, \varepsilon) dr d\varepsilon \quad \text{and} \quad N_b = \iint_{D_b} F(r, \varepsilon) dr d\varepsilon, \quad (3)$$

respectively. This function  $F$  can be constructed by the following way.

### B. Partition Function and Effective Temperature

In a reasonable approximation, the effective electron partition function in the standard radius-velocity variables can be taken as Boltzmann distribution,

$$f_{\text{eff}}(r, v_r) = A_f \exp[-\varepsilon(r, v_r)/k_B T_{\text{vir}}], \quad (4)$$

under assumption that the considered electron-ion pair is immersed into a thermal bath with the effective (“virial”) temperature  $T_{\text{vir}}$  formed by all other charged particles, as will be explained below. Here,

$$\varepsilon(r, v_r) = m_e v_r^2 / 2 + U_{\text{eff}}(r) \quad (5)$$

is the total energy of the electron,  $v_r$  is its radial velocity,  $k_B$  is Boltzmann constant, and  $A_f$  is the normalization factor. Then, performing a transformation from the radius-velocity to radius-energy variables by formula (5), we get the required partition function in the form:

$$F(r, \varepsilon) = A_F \exp\left\{-\frac{\varepsilon}{k_B T_{\text{vir}}}\right\} \frac{1}{\sqrt{\varepsilon - U_{\text{eff}}(r)}}, \quad (6)$$

where  $U_{\text{eff}}$  is given by formula (1).

As was already mentioned above, collective description of the ionization-recombination processes should be appropriate in the case of sufficiently low temperatures and, therefore, relatively small electron velocities. However, it should be kept in mind that in the multi-body Coulomb system *the electron kinetic energy can be arbitrarily large as compared to the potential energy, but it cannot be arbitrarily small*. Really, if the kinetic energy dropped down to the value about the potential one, the slow electrons are accelerated by the nearest ions and begin to fall onto them, thereby performing a quasi-bound motion in the approximately elliptical orbits. As a result, one should expect establishment of the virial relation [15]:

$$\langle k \rangle = \frac{1}{2} |\langle u \rangle|, \quad (7)$$

where  $\langle k \rangle$  and  $\langle u \rangle$  are the average kinetic and potential energies per one particle. Strictly speaking, the virial relation involves time-averaged energies; but we shall employ here the conjecture of ergodicity, *i.e.*, to assume that

the physical quantities averaged over time are equal to the ones averaged over ensemble.

Next, the ensemble-averaged potential (Coulomb) energy can be estimated just from the distance between the particles:

$$\langle u \rangle = C_u \frac{e^2}{\langle r \rangle}, \quad (8)$$

where  $C_u$  is a numerical coefficient on the order of unity. The average electron–ion distance, appearing in this formula, can be evidently written as

$$\langle r \rangle = C_r \frac{1}{N^{1/3}}, \quad (9)$$

where  $N$  is the concentration of the charged particles of each kind, and  $C_r$  is yet another numerical coefficient close to 1/2.

At last, the average kinetic energy, appearing in formula (7), can be expressed through the effective “virial” temperature as

$$\langle k \rangle = \frac{3}{2} k_B T_{\text{vir}}. \quad (10)$$

At the first glance, this formula seems to be suitable only for an ideal monatomic gas. However, it is applicable actually at any strength of the Coulomb interaction.

Really, the multi-body partition function for the entire system can be written in the most general form as

$$f(\mathbf{r}_1, \dots, \mathbf{r}_{2N}, \mathbf{v}_1, \dots, \mathbf{v}_{2N}) = A_f \exp \left\{ -\frac{1}{k_B T_{\text{vir}}} \left[ \sum_{i=1}^{2N} \frac{m_i \mathbf{v}_i^2}{2} + U(\mathbf{r}_1, \dots, \mathbf{r}_{2N}) \right] \right\}, \quad (11)$$

where  $\mathbf{r}_i$  and  $\mathbf{v}_i$  are the coordinates and velocities of all particles (both electrons and ions),  $m_i$  are their masses,  $N$  is the number of particles of each kind in the entire system or in a unitary volume, and  $U$  is the potential (Coulomb) energy of interaction between the charged particles.

Even if the potential energy is a complex function of the coordinates and cannot be treated as a small correction to the kinetic energy, an average value of any physical quantity  $G$  depending only on the velocity of the  $j$ th particle (*e.g.*, its kinetic energy) can be calculated exactly:

$$\langle G(\mathbf{v}_j) \rangle = \frac{\int G(\mathbf{v}_j) \exp \left\{ -\frac{1}{k_B T_{\text{vir}}} \frac{m_j \mathbf{v}_j^2}{2} \right\} d\mathbf{v}_j}{\int \exp \left\{ -\frac{1}{k_B T_{\text{vir}}} \frac{m_j \mathbf{v}_j^2}{2} \right\} d\mathbf{v}_j}. \quad (12)$$

Really, integrals over the coordinates  $\mathbf{r}_1, \dots, \mathbf{r}_{2N}$  in the numerator and denominator are identical and automatically cancel each other at any strength of the Coulomb interaction  $U$ . On the other hand, a multi-dimensional integral over the velocities is factorized into a product

of integrals over each velocity, and they also compensate each other for any velocity except of  $\mathbf{v}_j$ . So, taking the function  $G$  to be a kinetic energy of the  $j$ th particle,  $m_j \mathbf{v}_j^2/2$ , we get just the above-written relation (10).

Finally, combining formulas (7)–(10), we obtain the virial temperature as function of the concentration of charged particles:

$$k_B T_{\text{vir}} = \frac{1}{3} \frac{C_u}{C_r} e^2 N^{1/3}. \quad (13)$$

Let us emphasize that, unfortunately, it would be impossible to relate the effective temperature with the parameters of Coulomb interaction in a more straightforward way, namely, by averaging the potential energy  $\langle u \rangle$  with the partition function (11). Really, because of the complex form of function  $U$ , it is hardly possible to evaluate such integral in a reasonable way. So, to get around this obstacle, we followed the indirect route: to calculate exactly the average kinetic energy and then to relate it to the potential one by the virial theorem, which is valid at any intensity of the Coulomb interaction.

The resulting expression (13), where temperature depends only on the concentration, might look a bit strange. However, it is well supported by the experimental finding [16] that at the late stage of UCP expansion (when  $N \propto 1/V \propto t^{-3}$ ) the electronic temperature adapts just to the variation of potential energy, *i.e.*, decays as  $T_e \propto N^{1/3} \propto t^{-1}$  instead of  $T_e \propto N^{\gamma-1} \propto t^{-2}$ , as should be expected for the adiabatic expansion of an ideal monatomic gas with  $\gamma = 5/3$ . Moreover, the variation with  $T_e \propto N^{1/3}$  formally corresponds to  $\gamma = 4/3$ ; and just this effective adiabatic index was predicted earlier in paper [12] for the case when the Coulomb coupling parameter approaches a value about

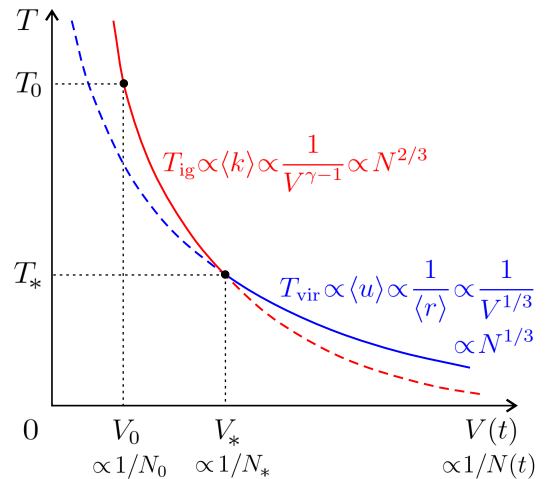


FIG. 2: Temperature evolution in the ideal gas ( $T_{\text{ig}}$ , red curve) and in the system of “virialized” charged particles ( $T_{\text{vir}}$ , blue curve). The physically realized parts of these curves are shown by solid lines; and the unphysical parts, by the dashed lines. All physical quantities at the instant of transition between two regimes are marked by asterisks.

unity,  $\Gamma_e \approx |\langle u \rangle| / \langle k \rangle \sim 1$ . The corresponding behavior is schematically illustrated in Fig. 2.

Next, using the above-written expression for the virial temperature, general formula (6) for the one-particle distribution function in the radius–energy variables can be rewritten in a more detailed form as

$$F(r, \varepsilon) = A_F \exp \left\{ -\frac{3(C_r/C_u)}{e^2 N^{1/3}} \varepsilon \right\} \frac{1}{\sqrt{\varepsilon - U_{\text{eff}}(r)}}, \quad (14)$$

where the effective potential energy  $U_{\text{eff}}$  is given by formula (1).

A crucial parameter in this “centrifugal” potential is the electronic angular momentum  $M_e$  with respect to the nearest ion, which is approximately conserved because of adiabatic invariance. In the case of a plasma bunch experiencing a free expansion, this quantity can be estimated at the instant of plasma transition to the strongly-coupled state. (From here on, the corresponding quantities will be marked by asterisks.) According to formula (13),  $v_* \propto e m_e^{-1/2} N_*^{1/6}$ , while  $r_* \propto N_*^{-1/3}$ . Since  $M_e \propto m_e r_* v_*$ , one can write:

$$M_e = C_M e m_e^{1/2} N_*^{-1/6}, \quad (15)$$

where  $C_M$  is a numerical factor on the order of unity.

At last, the quantity  $N_*$ , which is a crucial parameter in all subsequent formulas, can be derived by the following way. If  $N_0$  and  $T_0$  are the concentration and temperature at the initial instant of time, then the law of evolution of the ideal gas (solid red curve in Fig. 2) results in  $T_* = T_0 (N_*/N_0)^{2/3}$ . On the other hand, the same temperature  $T_*$  at the end of this stage can be estimated by formula (13) for the strongly-coupled state, where all physical quantities should be written with asterisks. So, combining these two formulas, we can easily get:

$$N_* = \frac{(C_u/C_r)^3 e^6 N_0^2}{27 (k_B T_0)^3}. \quad (16)$$

### C. Dimensionless Variables

To calculate the integrals (3), it is convenient to rewrite all formulas in the dimensionless variables. Let the unit of distance be  $l/2$ , where

$$l = N_*^{-1/3}. \quad (17)$$

(Since  $l$  is a typical separation between two particles of the same kind,  $l/2$  should be the characteristic distance between the electron and ion.) Then, the unit of time will be the Keplerian period of revolution of the electron in an orbit with radius (or major semi-axis)  $l/2$ :

$$\tau = \frac{\pi}{\sqrt{2}} \frac{m_e^{1/2}}{e} l^{3/2} = \frac{\pi}{\sqrt{2}} \frac{m_e^{1/2}}{e N_*^{1/3}}. \quad (18)$$

So, the dimensionless radius and time, which will be marked by tildes, are defined as

$$\tilde{r} = 2r/l \quad \text{and} \quad \tilde{t} = t/\tau. \quad (19)$$

At last, the unit of energy can be obviously introduced as

$$\tilde{\varepsilon} = 2e^2 N_*^{1/3}, \quad (20)$$

and all energies will be normalized to this quantity.

In the above-written units, the one-particle distribution function (14), takes the form:

$$\tilde{F}(\tilde{r}, \tilde{\varepsilon}) = \tilde{A}_F \frac{\exp \left\{ -6 \frac{C_r}{C_u} \left( \frac{N}{N_*} \right)^{-1/3} \tilde{\varepsilon} \right\}}{\left[ \tilde{\varepsilon} - \frac{C_M^2}{\tilde{r}^2} + \frac{1}{\tilde{r}} \right]^{1/2}}. \quad (21)$$

As shown in Fig. 1, the region of admissible states in the electron phase space is  $\varepsilon \geq U_{\text{eff}}(r)$  or, in dimensionless units,

$$\tilde{\varepsilon} \geq \tilde{U}_{\text{eff}}(\tilde{r}) = \frac{C_M^2}{\tilde{r}^2} - \frac{1}{\tilde{r}}. \quad (22)$$

This region is subdivided by the horizontal line  $\varepsilon_0 = U_{\text{eff}}(r_0)$  into two subregions,  $D_f$  and  $D_b$ , associated with free and bound electronic states. The corresponding boundary value reads as

$$\tilde{\varepsilon}_0 = \frac{C_M^2}{\tilde{r}_0^2} - \frac{1}{\tilde{r}_0}. \quad (23)$$

The boundary radius  $r_0$  of the potential well should be approximately equal to half the distance between the ions:

$$r_0 = \frac{1}{2} C_0 N^{-1/3}, \quad (24)$$

where  $C_0$  is a numerical coefficient close to unity. In the dimensionless form, it can be written as

$$\tilde{r}_0 = C_0 (N/N_*)^{-1/3}. \quad (25)$$

To avoid misunderstanding, let us emphasize that the coefficients  $C_r$ , appearing in formula (9), and  $C_0$ , appearing in (24), are not identical: the first of them refers to thermodynamic (or energetic) properties of the plasma, while the second characterizes kinetic (or hopping) properties of the electrons.

To write the final formulas, it is convenient to introduce yet another dimensionless parameter:

$$\alpha = (N/N_*)^{-1/3}. \quad (26)$$

This is actually the relative interparticle separation, normalized to its value at the instant of plasma transition

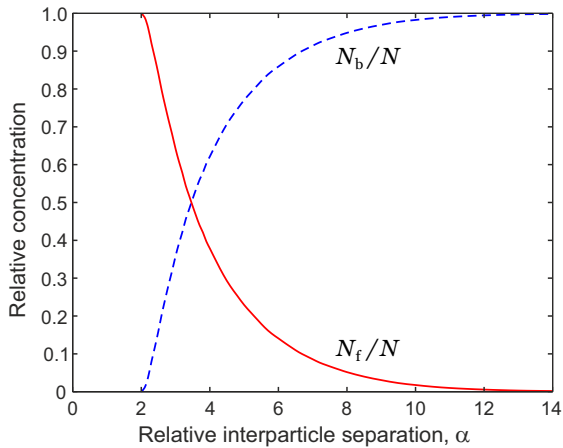


FIG. 3: Relative concentration of the free,  $N_f/N$ , and bound electrons,  $N_b/N$ , as function of the relative interparticle separation  $\alpha = (N/N_*)^{-1/3}$  for the “basic” set of parameters ( $C_0 = C_M = C_U = 1$ ).

into the strongly-coupled state. Besides, taking into account that the coefficients  $C_r$  and  $C_u$  appear in all formulas only as a ratio to each other and  $C_r \approx 1/2$ , it is reasonable to introduce the new coefficient  $C_U$  so that

$$C_r/C_u = 1/(2C_U). \quad (27)$$

As a result, the one-particle distribution function (21) will take the form:

$$\tilde{F}(\tilde{r}, \tilde{\varepsilon}) = \tilde{A}_F \frac{\exp\left\{-\left(3/C_U\right)\alpha\tilde{\varepsilon}\right\}}{\left[\tilde{\varepsilon} - \frac{C_M^2}{\tilde{r}^2} + \frac{1}{\tilde{r}}\right]^{1/2}}; \quad (28)$$

and concentration of the charged particles at the instant of transition to the strongly-coupled state (16) can be rewritten as

$$N_* = \frac{8C_U^3 e^6 N_0^2}{27(k_B T_0)^3}. \quad (29)$$

Let  $I_f$  be the integral of function  $\tilde{F}$  over the region  $D_f$  depicted in Fig. 1; and  $I_b$ , over the region  $D_b$ :

$$I_f = \iint_{D_f} \tilde{F}(\tilde{r}, \tilde{\varepsilon}) d\tilde{r} d\tilde{\varepsilon} \quad \text{and} \quad I_b = \iint_{D_b} \tilde{F}(\tilde{r}, \tilde{\varepsilon}) d\tilde{r} d\tilde{\varepsilon}. \quad (30)$$

Then, relative concentrations of the free and bound electrons will be evidently given by formulas:

$$\frac{N_f}{N} = \frac{I_f}{I_f + I_b} \quad \text{and} \quad \frac{N_b}{N} = \frac{I_b}{I_f + I_b}, \quad (31)$$

respectively.

As can be easily found, minimum of the function  $\tilde{U}_{\text{eff}}(\tilde{r})$  specified by expression (22) is achieved at

$$\tilde{r}_{\min} = 2C_M^2 \quad (32)$$

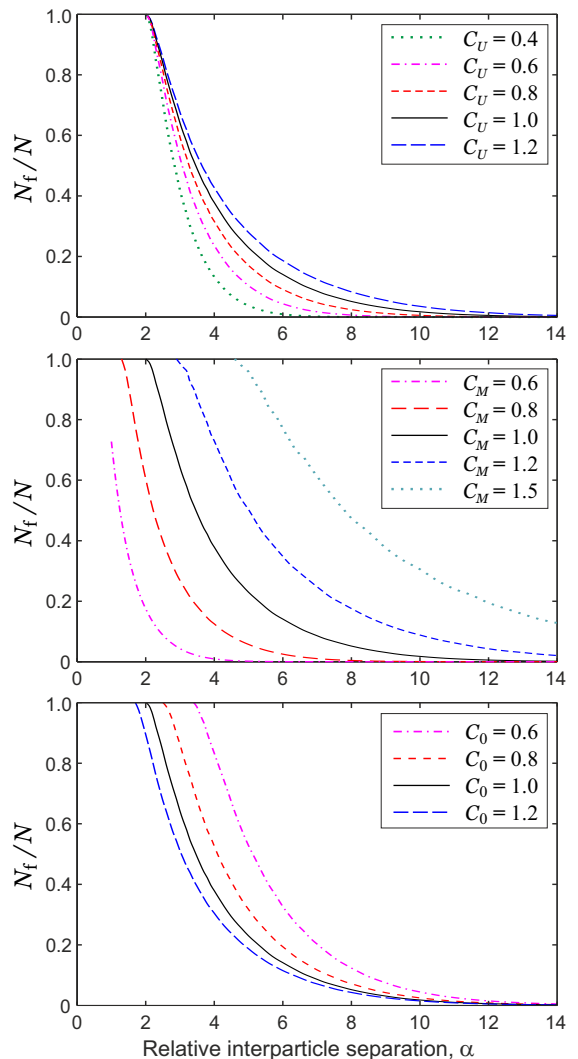


FIG. 4: Variations of the  $[N_f/N](\alpha)$  profiles depending on the coefficients  $C_U$ ,  $C_M$ , and  $C_0$ , when two other coefficients are fixed at unity.

and equals

$$(\tilde{U}_{\text{eff}})_{\min} = -1/(4C_M^2). \quad (33)$$

Since the bound electron states can evidently exist only if  $\tilde{r}_{\min} < \tilde{r}_0$  (and, therefore,  $(\tilde{U}_{\text{eff}})_{\min} < \tilde{\varepsilon}_0$ ), the integral  $I_b$  will be nonzero only at

$$\alpha > 2C_M^2/C_0. \quad (34)$$

### III. RESULTS AND DISCUSSION

The integrals (30) appearing in the expressions (31) can be calculated numerically. Since our model involves a few semi-empirical parameters (namely,  $C_0$ ,  $C_M$ , and  $C_U$ ), we should consider also how sensitive the required quantities  $N_f/N$  and  $N_b/N$  are to these parameters.

The “basic” case, when all parameters are equal to unity, is presented in Fig. 3. We can see here that the relative concentration of free electrons  $N_f/N$  sharply drops, while the relative concentration of bound electrons  $N_b/N$  sharply jumps with increase in the relative interparticle separation  $\alpha$ . The critical value of this crossover turns out to be  $\alpha_{cr} \approx 3$ , which closely resembles Mott transition in the condensed-matter physics. However, such a coincidence is mostly occasional, because the corresponding models are based on the substantially different assumptions.

Next, Fig. 4 demonstrates how the Rydberg gas–plasma crossover depends on the parameters involved in our model. It is seen that the curves  $[N_f/N](\alpha)$  are relatively insensitive to the variations of  $C_U$  and  $C_0$  but depend substantially on  $C_M$ . So, it would be desirable in future to specify this parameter in a more robust way.

Let us mention that yet another example of collective effects in the dynamics of Rydberg atoms is the crystalline-like Rydberg matter; *e.g.*, paper [17] and references therein. However, this is irrelevant to the topic of the present study, which is devoted to the usual disordered gases and plasmas.

In summary, we presented a theoretical framework for the description of collective ionization–recombination

balance in a mixture of ultracold neutral and ionized Rydberg atoms. This should be a promising direction for further research in the recently-started experiments with steady-state ultracold plasmas [11].

### Acknowledgments

YVD is grateful to E.R. Grant, A.M. Ignatov, V.S. Vorob’ev, S. Whitlock, and D.I. Zhukhovitskii for fruitful discussions and valuable suggestions.

### Funding

This work was supported by the ongoing institutional funding. No special grants were obtained to carry out or direct this work.

### Conflict of Interests

The authors declare no conflict of interests.

- 
- [1] G. Vitrant, J.M. Raimond, M. Gross, and S. Haroche, “Rydberg to Plasma Evolution in a Dense Gas of Very Excited Atoms”, *J. Phys. B* **15**, L49 (1982).
  - [2] J.P. Morrison, C.J. Rennick, J.S. Keller, and E.R. Grant, “Evolution from a Molecular Rydberg Gas to an Ultracold Plasma in a Seeded Supersonic Expansion of NO”, *Phys. Rev. Lett.* **101**, 205005 (2008).
  - [3] T.C. Killian, M.J. Lim, S. Kulin, R. Dumke, S.D. Bergeson, and S.L. Rolston, “Formation of Rydberg Atoms in an Expanding Ultracold Neutral Plasma”, *Phys. Rev. Lett.* **86**, 3759 (2001).
  - [4] M. Robert-de Saint-Vincent, C.S. Hofmann, H. Schempp, G. Günter, S. Whitlock, and M. Weidemüller, “Spontaneous Avalanche Ionization of a Strongly Blockaded Rydberg Gas”, *Phys. Rev. Lett.* **110**, 045004 (2013).
  - [5] N.F. Mott, *Metal–Insulator Transitions* (Taylor & Francis, London, 1974).
  - [6] T.C. Killian, S. Kulin, S.D. Bergeson, L.A. Orozco, C. Orzel, and S.L. Rolston, “Creation of an Ultracold Neutral Plasma”, *Phys. Rev. Lett.* **83**, 4776 (1999).
  - [7] P. Gould and E. Eyster, “Ultracold Plasmas Come of Age”, *Phys. World* **14(3)**, 19 (2001).
  - [8] S. Bergeson and T. Killian, “Ultracold Plasmas and Rydberg Gases”, *Phys. World* **16(2)**, 37 (2003).
  - [9] T.C. Killian, “Ultracold Neutral Plasmas”, *Science* **316**, 705 (2007).
  - [10] T.C. Killian, T. Pattard, T. Pohl, and J.M. Rost, “Ultracold Neutral Plasmas”, *Phys. Rep.* **449**, 77 (2007).
  - [11] B.B. Zelener, E.V. Vilshanskaya, N.V. Morozov, S.A. Sakyay, A.A. Bobrov, V.A. Sautenkov, and B.V. Zelener, “Steady-State Ultracold Plasma Created by Continuous Photoionization of Laser Cooled Atoms”, *Phys. Rev. Lett.* **132**, 115301 (2024).
  - [12] B.B. Zelener, B.V. Zelener, and E.A. Manykin, “Kinetic Processes in a Nonideal Rydberg Matter”, *J. Exp. Theor. Phys.* **99**, 1173 (2004), [*Zh. Eksp. Teor. Fiz.* **126**, 1344 (2004)].
  - [13] T.F. Gallagher, *Rydberg Atoms* (Cambridge Univ. Press, Cambridge, UK, 1994).
  - [14] V.S. Lebedev and I.L. Beigman, *Physics of Highly Excited Atoms and Ions* (Springer, Berlin, 1998).
  - [15] L.D. Landau and E.M. Lifshitz, *Mechanics* (Pergamon, Oxford, 1976), 3rd ed.
  - [16] R.S. Fletcher, X.L. Zhang, and S.L. Rolston, “Using Three-Body Recombination to Extract Electron Temperatures of Ultracold Plasmas”, *Phys. Rev. Lett.* **99**, 145001 (2007).
  - [17] E.A. Manykin, M.I. Ozhovan, and P.P. Poluektov, “Impurity Recombination of Rydberg Matter”, *J. Exp. Theor. Phys.* **78**, 27 (1994), [*Zh. Eksp. Teor. Fiz.* **105**, 50 (1994)].