

When Good OCR Is Not Enough: Benchmarking OCR Robustness for Retrieval-Augmented Generation

Lin Sun, wangdexian, Jingang Huang, Linglin Zhang, Change Jia, Zhengwei Cheng, Xiangzheng Zhang

Beijing Qiyuan Technology

Correspondence: Lin Sun sunlin1@360.cn

Abstract

Industrial Retrieval-Augmented Generation (RAG) systems depend on optical character recognition (OCR) to transform visual documents into text. Existing OCR benchmarks rely on character-level metrics, which inadequately measure downstream RAG effectiveness under real-world conditions. We introduce an OCR benchmark for industrial RAG systems covering 11 challenging document types, including extreme layouts, high-resolution pages, complex or watermarked backgrounds, historical documents with non-standard reading orders, visually decorated text, and documents containing tables and mathematical formulas. Evaluating recent SOTA OCR models under a controlled OCR-first RAG pipeline shows clear performance degradation on realistic industrial documents despite strong conventional benchmark scores. We find that high OCR accuracy does not necessarily translate into strong downstream RAG performance: structural and semantic errors can cause substantial retrieval failures even when WER/CER remains low. Further analysis shows that this mismatch is category-dependent, arises through both retrieval-side and downstream generation-side failures, and remains stable across representative OCR-first pipeline choices. The benchmark is publicly available at <https://github.com/Qihoo360/InduOCRBench>.

1 Introduction

Retrieval-Augmented Generation (RAG) (Lewis et al., 2021) has become a cornerstone of industrial document understanding for enterprise QA and knowledge management. Optical character recognition (OCR) serves as the entry point that converts visual documents into text, strongly affecting downstream retrieval and generation performance. As illustrated in Figure 1, OCR systems often discard visually encoded semantics such as strikethroughs, transforming legally precise contract clauses into

Original PDF	... The Supplier shall deliver the goods within ninety (90)-sixty (60) days after receipt of purchase order. Late delivery shall incur liquidated damages of \$5,000 \$2,000 per day. ...
OCR Results	... The Supplier shall deliver the goods within ninety (90) sixty (60) days after receipt of purchase order. Late delivery shall incur liquidated damages of \$5,000 \$2,000 per day. ...
User Query	What is the delivery deadline and daily penalty for late delivery specified in this contract?
RAG Results	The clause as written contains contradictory terms and appears to have drafting errors: <ul style="list-style-type: none"> It states “within ninety (90) sixty (60) days”, which is ambiguous—it lists two different timeframes (90 days and 60 days) without clarifying which applies. Similarly, it specifies liquidated damages of “\$5,000 \$2,000 per day”, again presenting two conflicting amounts. Due to this ambiguity, the contract does not clearly specify a single delivery deadline or a definitive daily penalty.

Figure 1: OCR strips strikethrough, turning a clear contract into apparent gibberish. LLM blames “drafting errors” not missing format, highlighting how high character accuracy hides critical semantic loss.

apparent gibberish. The downstream LLM then misattributes this induced ambiguity to “drafting errors” rather than recognizing missing format cues, highlighting how high character accuracy masks critical semantic loss.

Despite progress in OCR technology, evaluation remains dominated by character- and word-level metrics like word error rate (WER) and character error rate (CER). Benchmarks including OCRBench (Liu et al., 2024) and OmniDocBench (Ouyang et al., 2025) assess transcription accuracy in isolation but fail to measure preservation of structural and semantic information essential for downstream retrieval. OHRBench (Zhang et al., 2025) evaluates OCR impact on retrieval through synthetic noise perturbations yet does not model complex industrial characteristics such as extreme page geometries, irregular reading orders,

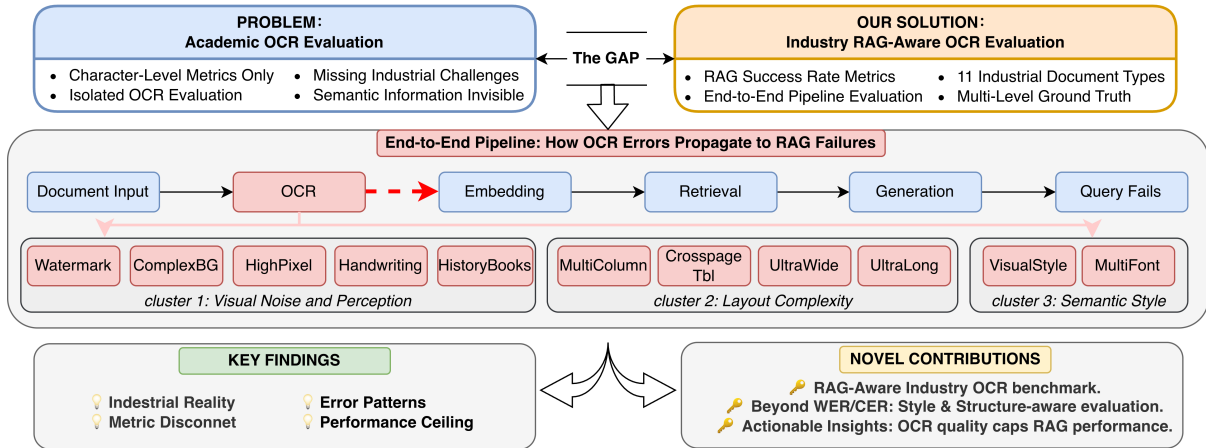


Figure 2: Benchmarking OCR Robustness for RAG.

or visually encoded semantics. As structural errors can significantly alter semantics (Anand et al., 2023; Kasem et al., 2022), but prior work evaluates prediction accuracy rather than downstream retrieval impact, and RAG evaluation frameworks like RAGAS (Es et al., 2025) and ARES (Saad-Falcon et al., 2024) assume clean textual inputs, overlooking OCR as a critical upstream dependency that fundamentally constrains production retrieval quality.

In practice, industrial RAG systems confront eleven distinct document challenges largely absent from existing benchmarks: extreme layouts (ultra-wide Gantt charts, ultra-long receipts), high-resolution scans with micro-text, complex or watermarked backgrounds, historical documents with non-standard reading orders, visually decorated text where emphasis encodes semantics, and documents containing tables or mathematical formulas spanning multiple pages. These scenarios expose a mismatch between OCR metrics and RAG requirements: errors appearing minor under WER/CER such as discarding strikethroughs, fragmenting cross-page tables, or misordering multi-column layouts, can substantially affect retrieval despite near-perfect character recognition.

To bridge this gap, we introduce InduOCR-Bench, a benchmark for evaluating OCR robustness in industrial RAG systems. Our contributions are fourfold: (1) We construct a benchmark covering eleven real-world document challenge categories frequently observed in industrial workflows but underrepresented in existing evaluations. (2) We systematically evaluate recent OCR models across these scenarios, showing clear performance degradation despite strong standard benchmark results.

(3) We establish an OCR-to-retrieval evaluation protocol showing that high OCR accuracy does not necessarily guarantee effective downstream RAG performance, with structural and semantic errors causing disproportionate retrieval failures. (4) Error analysis, stage-wise attribution, and robustness studies show that within OCR-first text RAG pipelines, OCR-induced information loss is a strong and stable upstream limiting factor across all RAG architectures.

2 The InduOCR Bench

We introduce InduOCR Bench to bridge the gap between traditional OCR metrics and downstream RAG utility in industrial scenarios. Unlike existing datasets focusing on text transcription, InduOCR-Bench evaluates a model’s ability to preserve document structure and visual semantics critical for reasoning in complex business workflows.

2.1 Construction and Annotation

Stratified Sampling from Industrial Workflows

We sampled 10,000 documents from real-world industrial workflows spanning 12 industries and observed a long-tail distribution where structurally simple documents dominate while 11 complex categories cause disproportionate RAG failures. Standard random sampling would over-represent easy cases, so we applied stratified sampling to construct a high-signal evaluation set of 570 documents spanning 3,402 pages, with balanced representation across industries (Education 20.0%, Government & NGO 17.7%, Technology 12.5%, Healthcare 8.4%, Finance 6.7%, and others) and all 11 challenge categories (Appendix Figure 5).

Table 1: InduOCRBench Document Type Taxonomy by Primary Challenge and Impact Severity on RAG Systems.

Category	Technical Challenges	Impact on RAG
<i>Visual Noise and Perception</i>		
Watermark	Low-opacity and overlapping background text.	Context pollution; false-positive retrieval; dedup errors
ComplexBG	Low contrast, textures, and gradient interference.	Recall loss in complex regions; missing evidence
HighPixel	Ultra-HD GPU mem limits; micro-text downsampled.	Fine-grained facts dropped; numeric reasoning fails
Handwriting	Cursive writing; large inter-writer variation.	Annotations and marginal evidence lost
HistoryBooks	Vertical layout; traditional characters; degradation.	Reading order errors; semantic misalignment
<i>Layout Complexity</i>		
MultiColumn	Irregular columns; ambiguous reading order.	Logical flow corrupted; multi-hop reasoning fails
CrosspageTbl	Table fragmentation across pages.	Table structure unrecoverable; relational queries fail
UltraWide	Horizontal stretching (e.g., Gantt charts).	Partial structure loss; global context incomplete
UltraLong	Vertical stretching (receipts, mobile screenshots).	Long-range dependencies broken
<i>Semantic Style</i>		
VisualStyle	Semantic cues encoded in bold/color/underline.	Style-dependent semantics lost; intent misinterpreted
MultiFont	Font switching and size variation.	Structural and emphasis cues ignored

Three Layer RAG Oriented Annotation Our annotation schema captures three information layers essential for RAG using Hybrid Markdown Format. Text Content provides standard transcription. Logical Structure employs HTML with rowspan and colspan for complex tables and LaTeX for mathematical formulas to preserve topology and semantics often lost in standard OCR. Visual Attributes annotate formatting cues such as bolding, underlining, and font colors that serve as semantic anchors in RAG scenarios but are typically ignored by conventional metrics.

Quality Control A three stage Human in the loop pipeline ensures annotation reliability: Annotator Self Correction, Cross Validation, and Stratified Sampling Audit with a 98% accuracy threshold. Workflow statistics show 66% of samples required 1–2 revision rounds to meet structural consistency standards, underscoring the task difficulty compared to standard OCR benchmarks (Appendix B).

2.2 The InduOCRBench Taxonomy

We classify the 570 documents in InduOCRBench into 11 distinct types organized into three clusters: visual perception, layout complexity, and semantic style (Table 1). Each type receives an annotation reflecting how OCR errors directly break retrieval or reasoning rather than merely degrading recognition accuracy. This taxonomy enables structured failure analysis that explicitly links recognition errors to downstream RAG breakdowns (Appendix C).

3 Experiments

We evaluate SOTA OCR engines on RAG to investigate correlation between OCR quality and RAG accuracy, testing if perfect WER implies retrieval.

3.1 Experimental Setup

Baselines and Implementation We benchmark 10 OCR models across four paradigms: pipeline tools (*PP-StructureV3* (Cui et al., 2025b), *MinerU2* (Wang et al., 2024)) representing industrial standards; general VLMs (*GPT-4o* (Hurst et al., 2024), *Qwen3-VL-235B-A22B-Instruct* (Bai et al., 2025), *Gemini-2.5 Pro* (Comanici et al., 2025)) capable of document understanding without OCR specialization; specialized OCR-VLMs (*DeepSeek-OCR* (Wei et al., 2025), *HunyuanOCR* (Team et al., 2025), *MinerU2.5* (Niu et al., 2025), *PaddleOCR-VL* (Cui et al., 2025a)) fine-tuned for text-rich scenarios; and closed commercial solution *Doc2X*¹ providing proprietary parsing. General VLMs received standardized prompts for structured Markdown output, pipeline tools used default configurations, and closed solutions accessed via official APIs. All OCR outputs are evaluated using a unified RAG pipeline to isolate the effect of recognition quality. Full configurations are provided in Appendix D. RAG performance is evaluated via RAGAS framework using *Answer Accuracy* (correctness of generated answers) and *Context Recall* (evidence coverage in retrieved passages), both scored by GPT-OSS-120B (Agarwal et al., 2025). Unless specified, RAG accuracy refers to Answer Accuracy. We

¹<https://doc2x.noedgeai.com/>

Table 2: OCR Method Performance on OmniDocBench and InduOCRBench.

OCR Method	OmniDocBench					InduOCRBench				
	Text (EDS)↑	Formula (CDM)↑	Table (TEDS)↑	Read Order (EDS)↑	Avg	Avg	Text (EDS)↑	Formula (CDM)↑	Table (TEDS)↑	Read Order (EDS)↑
Pipeline Tools										
PP-StructureV3	92.7	85.8	81.7	92.7	86.7	60.3	78.2	53.7	49.1	79.1
MinerU2	79.1	76.6	70.9	77.5	75.5	66.5	80.1	63.2	56.3	81.3
Close										
Doc2x	91.3	78.9	83.7	91.6	84.6	61.6	76.5	56.3	52.1	81.3
General VLMs										
GPT-4o	78.3	79.7	67.1	85.2	75.0	52.0	60.8	58.1	37.2	70.0
Qwen3-VL-235B	93.1	88.1	86.2	93.2	89.2	70.9	83.3	74.8	54.6	82.1
Gemini-2.5 Pro	92.5	85.8	85.7	90.3	88.0	74.5	83.1	77.2	63.3	81.1
Specialized VLMs										
Deepseek-OCR	92.7	83.4	85.0	91.4	87.0	61.5	75.5	61.8	47.1	81.8
Hunyuan-OCR	95.8	94.7	91.8	94.3	94.1	68.1	86.1	65.6	52.5	85.7
MinerU2.5	95.3	88.5	88.2	95.6	90.7	72.5	81.8	75.4	60.3	84.4
PaddleOCR-VL	96.5	91.2	90.9	95.7	92.9	78.2	88.1	74.6	72.0	85.6

additionally report compact analyses varying retriever, chunking strategy, and generator modality to test whether the main pattern depends on a single downstream configuration.

3.2 Robustness Gap in Industrial Scenarios

Distribution Shift Induces Systematic Performance Regression Models achieving near perfect scores on OmniDocBench decline sharply on InduOCRBench. PP-StructureV3 drops from 86.7% to 60.3% (26.4 points), GPT 4o from 75% to 52%, and PaddleOCR-VL from 92.9% to 78.2%. This universal regression across architectures confirms existing benchmarks fail to capture real world industrial document distributions. High Normal subset scores (e.g., 88.5% for MinerU2.5) validate models handle standard data competently, proving the gap stems from complex industrial characteristics rather than inherent incapacity.

Structural Elements Drive Disproportionate Error Rates Text recognition (EDS) remains relatively robust while table (TEDS) and formula (CDM) metrics deteriorate more severely. Hunyuan-OCR maintains 86.1% text accuracy on InduOCRBench but table recognition drops from 91.8% on OmniDocBench to 52.5%. GPT-4o shows even weaker table understanding at 37.2%. This pattern is especially relevant for industrial documents whose semantics depend on precise tabular and mathematical alignment.

Extreme Layouts Expose Architecture Dependent Vulnerabilities UltraLong and UltraWide remain challenging for most systems: GPT-4o scores 2.8% and 3.3%, while specialized VLMs such as PaddleOCR-VL reach 42.1% and 63.4%

but still trail normal-document performance. HistoryBooks reveals strong architectural divergence: MinerU2 drops to 0.1% under non-standard reading orders, whereas Qwen3-VL-235B reaches 87.1%. These results suggest industrial OCR requires robustness to visual anomalies such as extreme layouts, cross-page tables, and watermarks that are underrepresented in standard benchmarks.

3.3 The OCR-RAG Disconnect

As shown in Figure 1, although OCR achieves perfect character fidelity, it catastrophically degrades RAG effectiveness by discarding structurally encoded semantics. The original contract unambiguously specifies a 60-day delivery deadline and a \$2,000 daily penalty, with "ninety (90)" and "\$5,000" explicitly invalidated via strikethrough. After OCR strips the formatting, the text becomes "ninety (90) sixty (60) days" and "\$5,000 \$2,000 per day", transforming a legally precise clause into apparent gibberish. The RAG system, operating solely on this corrupted input, fails to identify the effective terms and instead misattributes the induced ambiguity to "drafting errors" in the source document. This demonstrates that conventional OCR metrics measure only lexical preservation while ignoring the retention of semantic carriers such as deletion markup that encodes legal validity, rendering them fundamentally inadequate predictors of downstream RAG accuracy in format-sensitive documents.

3.4 Error-Type Analysis

Figure 3 partitions document types by OCR and RAG accuracy into four quadrants to identify error patterns governing OCR effectiveness in industrial

Table 3: OCR Method Performance on InduOCRBench. CB(ComplexBackground), HP(HighPixel), UL(UltraLong), MC(MultiColumn), UW(UltraWide), HB(HistoryBooks), HW(Handwriting), MF(MultiFont), VS(VisualStyle), WM(Watermark), CT(CrosspageTable).

OCR Method	CB	HP	UL	MC	UW	HB	HW	MF	VS	WM	CT	Normal	Avg
Pipeline Tools													
PP-StructureV3	62.4	61.5	21.4	67.9	52.5	36.8	80.4	98.0	58.6	51.4	33.0	79.4	52.0
MinerU2	71.6	87.9	20.8	73.4	16.9	0.1	75.0	98.8	89.1	82.5	49.9	84.6	55.5
Close													
Doc2x	76.5	77.6	6.8	67.9	8.3	4.4	77.8	99.3	86.4	85.1	32.8	81.8	51.9
General VLMs													
GPT-4o	62.8	62.7	2.8	49.7	3.3	0.0	57.3	87.0	77.0	70.5	27.6	74.9	41.7
Qwen3-VL-235B	81.2	72.9	48.2	67.8	31.4	87.1	98.1	98.0	91.0	86.8	44.5	80.0	67.2
Gemini-2.5 Pro	84.2	83.2	36.9	74.5	48.2	78.9	97.0	97.0	86.8	86.2	50.6	84.9	68.6
Specialized VLMs													
Deepseek-OCR	80.4	77.2	5.7	64.5	5.8	26.4	87.2	98.3	81.4	83.6	30.6	83.3	53.4
Hunyuan-OCR	84.0	84.1	28.0	65.5	19.6	84.7	98.4	98.1	86.8	85.1	34.9	84.3	64.1
MinerU2.5	87.3	91.9	23.6	77.4	31.6	39.0	72.5	98.9	87.7	90.6	53.2	88.5	62.8
PaddleOCR-VL	83.2	89.2	42.1	84.4	63.4	70.5	97.5	98.6	84.3	83.6	50.3	86.9	70.6

RAG pipelines. This analysis isolates format semantics loss, geometric fragmentation, contextual compensation boundaries, and dual optimization requirements as dominant failure factors.

Format Semantics Loss Creates Deceptive High Accuracy Failures VisualStyle exhibits the largest metric reality gap with 82.9% OCR accuracy yet only 52.8% RAG accuracy (30.1% discrepancy). OCR systems discard visual formatting cues such as strikethroughs and color emphasis encoding critical semantics. MultiFont achieves near perfect alignment at 97.2% OCR versus 97.5% RAG since font variations rarely carry standalone semantic meaning. Character level metrics misrepresent extraction quality when format dependent semantics govern document interpretation.

Geometric Fragmentation Induces Cascading Pipeline Failures Extreme aspect ratios produce the lowest performance: UltraWide at 28.1% OCR and 49.1% RAG, UltraLong at 23.6% and 42.6%. CrosspageTbl at 40.7% OCR and 63.8% RAG shows partial LLM compensation with RAG exceeding OCR by 23.1 points yet remains below layout intact categories such as ComplexBG at 88.7% RAG. Geometric fragmentation destroys spatial relationships essential for logical flow reconstruction, and downstream models cannot recover broken relational dependencies. Layout robustness for extreme geometries constitutes a foundational requirement.

Contextual Redundancy Enables Compensation Only With Structural Coherence Watermark at 80.5% OCR and 90.2% RAG, ComplexBG at 77.4% and 88.7%, and HighPixel at 78.8% and

85.2% exhibit LLM compensation where RAG exceeds OCR by 6.4 to 11.4 points. These scenarios preserve global document structure despite localized character corruption, enabling inference through contextual redundancy. HistoryBooks at 42.8% OCR and 50.2% RAG demonstrates the compensation boundary where non standard reading orders disrupt logical coherence rather than merely obscuring characters. These results suggest that OCR errors affecting structural coherence are often harder to compensate for than errors affecting character fidelity alone.

Dual Failure Modes Demand Parallel Optimization Priorities Quadrant analysis reveals two critical failure modes. Low OCR low RAG failures in UltraWide, UltraLong, and HistoryBooks represent explicit robustness gaps demanding immediate investment in geometric handling and reading order recovery. High OCR low RAG failures in VisualStyle produce silent degradation invisible to conventional monitoring, necessitating architectural evolution toward format aware extraction. The 30.2 point gap in VisualStyle versus 23.1 point compensation in CrosspageTbl demonstrates semantic loss is less recoverable than structural fragmentation. OCR development must simultaneously strengthen geometric robustness and preserve visual semantics as both failure modes independently cripple RAG effectiveness.

3.5 OCR Fidelity Strongly Affects RAG Performance

Figure 4 compares RAG accuracy across OCR models against the Ground Truth baseline of perfect extraction. No model exceeds its Ground Truth value

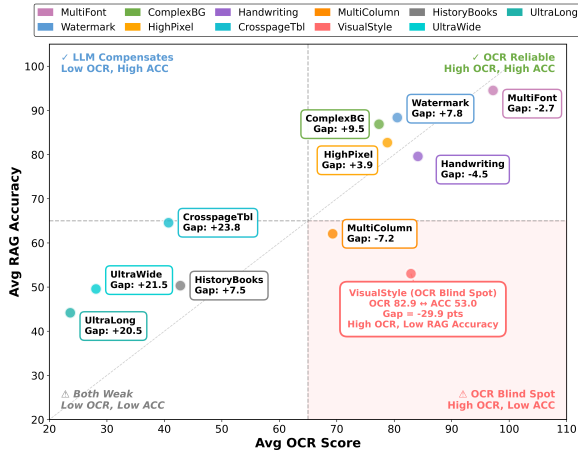


Figure 3: OCR accuracy versus RAG accuracy across document types. Four regimes emerge: OCR Reliable (high-high), LLM Compensates (low-high), Both Weak (low-low), and OCR Blind Spot (high-low). VisualStyle exemplifies the blind spot: 82.9% OCR accuracy yields only 53.0% RAG accuracy.

across all eleven document types, indicating that under our fixed-pipeline evaluation setup, OCR-induced information loss creates a performance gap that standard RAG components cannot bridge. This suggests that certain structural and semantic losses may be difficult to recover without architecture-level interventions. Ground Truth achieves 100% RAG accuracy uniformly, representing the empirical upper bound achievable under perfect extraction. Even the strongest models fall short of this bound: Gemini-2.5 Pro attains 97.18% on Watermark and ComplexBG, PP-StructureV3 reaches 99.63% on MultiFont. This persistent gap indicates that real-world OCR systems frequently discard information critical for downstream retrieval, resulting in a practical performance limit closely tied to extraction fidelity.

OCR Robustness Is Closely Associated with Achievable RAG Accuracy Severe OCR challenges produce larger Ground Truth gaps. UltraLong shows the largest gap, with Ground Truth at 100% but Qwen3-VL-235B reaching 59.50%, while UltraWide maintains a 38.22-point gap with Gemini-2.5 Pro at 61.78%. By contrast, MultiFont remains near ceiling with several models above 98%. Under identical downstream settings, RAG accuracy varies substantially with OCR quality: HistoryBooks spans 8.63% (GPT-4o) to 83.45% (Hunyuan-OCR), UltraLong ranges from 9% to 74%, and CrosspageTbl from 25.74% to 74.59%. This dispersion suggests that OCR quality strongly

shapes the practical ceiling and floor of the evaluated OCR-first pipeline.

3.6 Additional Analysis

To localize failure sources, we compare PaddleOCR-VL against Ground Truth using per-category drops in Context Recall and Answer Accuracy, defining $\Delta Recall = Recall_{OCR} - Recall_{GT}$ and $\Delta Acc = Acc_{OCR} - Acc_{GT}$. This reveals three coarse regimes: retrieval-dominated failures, where recall and accuracy drop together (e.g., UltraWide: -21.81%, -20.16%; UltraLong: -21.69%, -21.87%); generation-sensitive failures, where answer accuracy drops much more than recall (e.g., VisualStyle: -10.56%, -41.19%); and compounded failures affecting both stages (e.g., Multi-column: -19.57%, -31.95%; CrosspageTbl: -11.10%, -22.03%).

We further test robustness by replacing BGE-M3 with BM25 and Qwen3-8B-Embedding, and HTML-tree chunking with LLM-based semantic chunking (DeepSeek v3.2). The category-wise OCR-induced degradation pattern remains stable, and the average gap changes only slightly under semantic chunking (16.22% vs. 16.72%).

Finally, a simple multimodal baseline that keeps OCR-text retrieval but replaces GPT-5 text generation with GPT-5 vision over retrieved page images does not remove the main effect (73.54% vs. 52.92% average accuracy under the same OCR retrieval input). Even with Ground-Truth retrieval text, GPT-5 vision remains below GPT-5 text (53.97% vs. 89.76%). The main exception is VisualStyle (40.32% \rightarrow 51.58%), indicating that visual-semantic cues can help, but even there the GT-OCR gap remains 7.75%.

These analyses further support that within OCR-first RAG, OCR fidelity is a strong and stable upstream factor across all RAG architectures.

4 Conclusion and Limitations

InduOCRBench shows that high OCR benchmark scores do not necessarily translate into strong downstream RAG performance on industrial documents. Across eleven failure-prone categories, we observe a consistent mismatch between character-level accuracy and downstream utility when structural distortions, layout fragmentation, or loss of visual semantics affect OCR-first pipelines. Additional analyses further show that this mismatch is category-dependent, can arise through both retrieval-side and

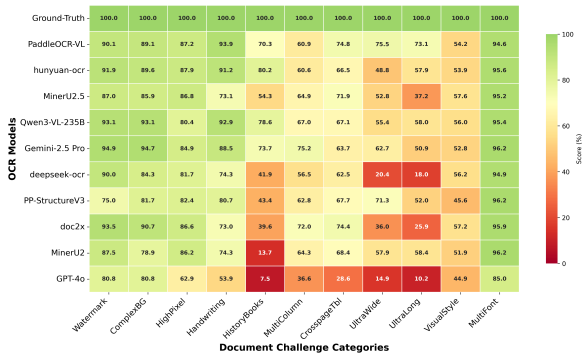


Figure 4: RAG acc (%) across OCR models and document challenges. Ground-Truth represents perfect OCR. Color indicates performance: green (high) to red (low).

downstream generation-side failures, and remains stable across representative retriever and chunking choices. A simple multimodal generation baseline also suggests that the effect is not solely an artifact of using a text-only generator, although categories such as VisualStyle benefit from visual inputs.

These findings motivate downstream-aware OCR assessment that prioritizes structural integrity and semantic fidelity in addition to lexical accuracy. We acknowledge three design boundaries: the benchmark’s 570-document scale emphasizes diagnostic signal over comprehensiveness; our evaluation centers on OCR-first pipelines rather than all possible multimodal RAG architectures; and we focus on retrieval rather than domain-specific generation tasks to establish a general-purpose foundation. These reflect deliberate trade-offs favoring industrial relevance and diagnostic precision.

The benchmark dataset and evaluation code are publicly available at <https://github.com/Qihoo360/InduOCRBench> to support reproducibility and community extension toward multi-modal grounding and domain-specialized RAG workflows.

Ethical Considerations

InduOCRBench comprises real-world industrial documents collected from enterprise workflows and subsequently de-identified through automated redaction and manual verification. All personally identifiable information and confidential business content were rigorously removed prior to inclusion; the released dataset contains no authentic sensitive data. Document usage complies with fair use provisions for research and benchmarking purposes.

We recognize that robust OCR technologies may be misused for unauthorized document exploita-

tion. Our benchmark exclusively targets improving RAG reliability for legitimate enterprise applications such as contract analysis and knowledge management. The dataset and evaluation protocol are designed solely for research on OCR robustness under industrial conditions.

Acknowledgements

We thank the anonymous reviewers and the area chair for their constructive feedback, which helped improve the final version of this paper. We also thank the annotation team for their contributions to dataset construction and quality control.

References

- OpenAI Sandhini Agarwal, Lama Ahmad, Jason Ai, Sam Altman, Andy Applebaum, Edwin Arbus, Rahul K. Arora, Yu Bai, Bowen Baker, Hai-Biao Bao, Boaz Barak, Ally Bennett, Tyler Bertao, Nivedita Brett, Eugene Brevdo, Greg Brockman, Sébastien Bubeck, Cheng Chang, Kai Chen, and 105 others. 2025. [gpt-oss-120b&gpt-oss-20b model card](#).
- Avinash Anand, Raj Jaiswal, Pijush Bhuyan, Mohit Gupta, Siddhesh Bangar, Md. Modassir Imam, Rajiv Ratn Shah, and Shin’ichi Satoh. 2023. [Tc-ocr: Tablecraft ocr for efficient detection & recognition of table structure & content](#). In *Proceedings of the 1st International Workshop on Deep Multimodal Learning for Information Retrieval, MM ’23*, page 11–18. ACM.
- Shuai Bai, Yuxuan Cai, Ruizhe Chen, Keqin Chen, Xiong-Hui Chen, Zesen Cheng, Lianghao Deng, Wei Ding, Rongyao Fang, Chang Gao, Chunjiang Ge, Wenbin Ge, Zhifang Guo, Qidong Huang, Qidong Huang, Fei Huang, Binyuan Hui, Shutong Jiang, Zhaohai Li, and 46 others. 2025. [Qwen3-vl technical report](#). *ArXiv*, abs/2511.21631.
- Jianlv Chen, Shitao Xiao, Peitian Zhang, Kun Luo, Defu Lian, and Zheng Liu. 2024. [Bge m3-embedding: Multi-lingual, multi-functionality, multi-granularity text embeddings through self-knowledge distillation](#). *Preprint*, arXiv:2402.03216.
- Gheorghe Comanici, Eric Bieber, Mike Schaeckermann, Ice Pasupat, Noveen Sachdeva, Inderjit Dhillon, Marcel Blistein, Ori Ram, Dan Zhang, Evan Rosen, Luke Marris, Sam Petulla, Colin Gaffney, Asaf Aharoni, Nathan Lintz, Tiago Cardal Pais, Henrik Jacobsson, Idan Szpektor, Nan-Jiang Jiang, and 1 others. 2025. [Gemini 2.5: Pushing the frontier with advanced reasoning, multimodality, long context, and next generation agentic capabilities](#). *Preprint*, arXiv:2507.06261.
- Cheng Cui, Ting Sun, Suyin Liang, Tingquan Gao, Zelun Zhang, Jiakuan Liu, Xueqing Wang, Changda Zhou, Hongen Liu, Manhui Lin, Yue Zhang,

- Yubo Zhang, Handong Zheng, Jing Zhang, Jun Zhang, Yi Liu, Dianhai Yu, and Yanjun Ma. 2025a. [Paddleocr-vl: Boosting multilingual document parsing via a 0.9b ultra-compact vision-language model](#). *Preprint*, arXiv:2510.14528.
- Cheng Cui, Ting Sun, Manhui Lin, Tingquan Gao, Yubo Zhang, Jiakuan Liu, Xueqing Wang, Zelun Zhang, Changda Zhou, Hongen Liu, Yue Zhang, Wenyu Lv, Kui Huang, Yichao Zhang, Jing Zhang, Jun Zhang, Yi Liu, Dianhai Yu, and Yanjun Ma. 2025b. [Paddleocr 3.0 technical report](#). *Preprint*, arXiv:2507.05595.
- Shahul Es, Jithin James, Luis Espinosa-Anke, and Steven Schockaert. 2025. [Ragas: Automated evaluation of retrieval augmented generation](#). *Preprint*, arXiv:2309.15217.
- OpenAI Aaron Hurst, Adam Lerer, Adam P. Goucher, Adam Perelman, Aditya Ramesh, Aidan Clark, AJ Ostrow, Akila Welihinda, Alan Hayes, Alec Radford, Aleksander Mkadry, Alex Baker-Whitcomb, Alex Beutel, Alex Borzunov, Alex Carney, Alex Chow, Alexander Kirillov, Alex Nichol, Alex Paino, and 397 others. 2024. [Gpt-4o system card](#).
- Jiajie Jin, Yutao Zhu, Zhicheng Dou, Guanting Dong, Xinyu Yang, Chenghao Zhang, Tong Zhao, Zhao Yang, and Ji-Rong Wen. 2025. [Flashrag: A modular toolkit for efficient retrieval-augmented generation research](#). In *Companion Proceedings of the ACM on Web Conference 2025, WWW 2025, Sydney, NSW, Australia, 28 April 2025 - 2 May 2025*, pages 737–740. ACM.
- Mahmoud Kasem, Abdelrahman Abdallah, Alexander Berendeyev, Ebrahim Elkady, Mahmoud Abdalla, Mohamed Mahmoud, Mohamed Hamada, Daniyar Nurseitov, and Islam Taj-Eddin. 2022. [Deep learning for table detection and structure recognition: A survey](#). *Preprint*, arXiv:2211.08469.
- Patrick Lewis, Ethan Perez, Aleksandra Piktus, Fabio Petroni, Vladimir Karpukhin, Naman Goyal, Heinrich Küttler, Mike Lewis, Wen tau Yih, Tim Rocktäschel, Sebastian Riedel, and Douwe Kiela. 2021. [Retrieval-augmented generation for knowledge-intensive nlp tasks](#). *Preprint*, arXiv:2005.11401.
- Chaofan Li, Zheng Liu, Shitao Xiao, and Yingxia Shao. 2023. [Making large language models a better foundation for dense retrieval](#). *Preprint*, arXiv:2312.15503.
- Yuliang Liu, Zhang Li, Mingxin Huang, Biao Yang, Wenwen Yu, Chunyuan Li, Xu-Cheng Yin, Cheng-Lin Liu, Lianwen Jin, and Xiang Bai. 2024. [Ocr-bench: on the hidden mystery of ocr in large multi-modal models](#). *Science China Information Sciences*, 67(12).
- Junbo Niu, Zheng Liu, Zhuangcheng Gu, Bin Wang, Linke Ouyang, Zhiyuan Zhao, Tao Chu, Tianyao He, Fan Wu, Qintong Zhang, Zhenjiang Jin, Guang Liang, Rui Zhang, Wenzheng Zhang, Yuan Qu, Zhifei Ren, Yuefeng Sun, Yuanhong Zheng, Dongsheng Ma, and 42 others. 2025. [Mineru2.5: A decoupled vision-language model for efficient high-resolution document parsing](#). *Preprint*, arXiv:2509.22186.
- Linke Ouyang, Yuan Qu, Hongbin Zhou, Jiawei Zhu, Rui Zhang, Qunshu Lin, Bin Wang, Zhiyuan Zhao, Man Jiang, Xiaomeng Zhao, Jin Shi, Fan Wu, Pei Chu, Minghao Liu, Zhenxiang Li, Chao Xu, Bo Zhang, Botian Shi, Zhongying Tu, and Conghui He. 2025. [Omnidocbench: Benchmarking diverse pdf document parsing with comprehensive annotations](#). *Preprint*, arXiv:2412.07626.
- Jon Saad-Falcon, Omar Khattab, Christopher Potts, and Matei Zaharia. 2024. [Ares: An automated evaluation framework for retrieval-augmented generation systems](#). *Preprint*, arXiv:2311.09476.
- Hunyuan Vision Team, Pengyuan Lyu, Xingyu Wan, Gengluo Li, Shangpin Peng, Weinong Wang, Liang Wu, Huawei Shen, Yu Zhou, Canhui Tang, Qi Yang, Qiming Peng, Bin Luo, Hower Yang, Xinsong Zhang, Jinnian Zhang, Houwen Peng, Hongming Yang, Senhao Xie, and 13 others. 2025. [Hunyuanocr technical report](#). *Preprint*, arXiv:2511.19575.
- Bin Wang, Chao Xu, Xiaomeng Zhao, Linke Ouyang, Fan Wu, Zhiyuan Zhao, Rui Xu, Kaiwen Liu, Yuan Qu, Fukai Shang, Bo Zhang, Liqun Wei, Zhihao Sui, Wei Li, Botian Shi, Yu Qiao, Dahua Lin, and Conghui He. 2024. [Mineru: An open-source solution for precise document content extraction](#). *Preprint*, arXiv:2409.18839.
- Haoran Wei, Yaofeng Sun, and Yukun Li. 2025. [Deepseek-ocr: Contexts optical compression](#). *Preprint*, arXiv:2510.18234.
- Junyuan Zhang, Qintong Zhang, Bin Wang, Linke Ouyang, Zichen Wen, Ying Li, Ka-Ho Chow, Conghui He, and Wentao Zhang. 2025. [Ocr hinders rag: Evaluating the cascading impact of ocr on retrieval-augmented generation](#). *Preprint*, arXiv:2412.02592.

A Detailed Annotation Guidelines

To ensure the high quality of the InduOCRBench and its applicability to downstream RAG tasks, we established a rigorous annotation protocol. We adopted Markdown as the unified format, integrating HTML and LaTeX syntax to resolve common structural fragmentation issues in document parsing and to maximize the restoration of semantic logic.

A.1 Format Specifications

Text and Headings We use standard Markdown syntax for plain text paragraphs. Headings are strictly marked with Markdown headers (#, ##, etc.) to distinguish hierarchical levels and the document outline.

Tables We reject simplified Markdown table syntax due to its inability to represent complex financial and legal tables. Instead, we standardize on HTML format. This allows us to precisely describe complex table structures, including cell merging (rowspan, colspan), text alignment, and hierarchical header relationships.

Formulas All mathematical expressions and scientific notations are annotated using LaTeX syntax. This ensures that mathematical symbols and structural relationships are accurately preserved and renderable.

Images Standard Markdown image reference syntax is used to maintain the position and context of visual elements within the text flow.

A.2 Handling Specific Document Elements

Cross-Page Content Merging For paragraphs split across pages, we perform semantic merging regardless of whether images or other elements are inserted between them. For tables spanning multiple pages, if the original document contains “Table continued” or similar indicators, we remove the redundant continuation text and header repetition, merging the data into a single, coherent HTML table object.

Hyphenation Handling For English documents, we specifically address line-break hyphens. If a word is split by a hyphen at the end of a line due to layout constraints, the hyphen is removed, and the word is restored to its complete form to support accurate retrieval.

Header and Footer Filtering In principle, headers and footers are treated as layout noise and removed. However, exceptions are made for content with substantial semantic value, such as data source citations (e.g., “Data source: Agency X”), which are retained to support source attribution in RAG.

Style Retention We strictly preserve rich text formatting from the original document, including underlining, bolding, font colors, and background colors, converting them into corresponding Markdown or HTML tags.

B Quality Control Mechanism

To guarantee the precision and consistency of our annotations, we implemented a “Multi-round Iterative Inspection Mechanism,” constructing a closed loop for continuous quality convergence.

B.1 Three-Stage Pipeline

Stage 1: Annotator Self-Correction. Annotators start with automated pre-processing results (from machine OCR) and perform item-by-item corrections. This turns the “machine pre-annotation” into a “Personal Reviewed Version”, achieving the first round of quality convergence.

Stage 2: Cross-Check & Feedback Loop. Documents that pass self-correction are assigned to a Quality Inspector (different from the original annotator) for a second round of review.

- Inspectors tag specific errors and return the document to the original annotator.
- After the annotator fixes the errors, the inspector performs a regression check on the flagged areas.
- If issues remain, the document is returned again until all tagged problems are correctly resolved.

Stage 3: Sampling Audit (The “Hard Line”). From the batch of documents that passed Stage 2, we perform random sampling (e.g., 10%) stratified by document type. These samples are reviewed by Senior Quality Controllers or Project Managers. If the accuracy of the sampled batch falls below 98%, the entire batch (including unsampled documents) is deemed unqualified and returned to Stage 2 for a full re-review.

B.2 Quality Statistics

We recorded the workflow statistics to quantify the rigor of our process. Among the final dataset:

- **33% (188 documents)** passed inspections on the first attempt without further modification.
- **66% (376 documents)** required 1–2 iterations of modification and regression testing before meeting the quality standards.
- The remaining documents required more than 2 iterations, highlighting the complexity of real-world samples.

C Detailed Data Taxonomy and Definitions

Our benchmark comprises 570 documents sourced from real-world business scenarios, covering 11 distinct structural types. All documents are fully

annotated. For documents exceeding 20 pages, we applied a truncation strategy, retaining only the first 20 pages to balance structural diversity with annotation efficiency. Notably, while types like “Handwriting” and “History Books” may originate from open sources, they underwent the same rigorous quality control as proprietary business documents.

The detailed definitions of the 12 document categories are as follows:

Normal Documents with relatively regular page structures and standardized layout patterns.

UltraWide Documents where the page width significantly exceeds the height, characterized by horizontal stretching (e.g., Gantt charts, wide spreadsheets).

UltraLong Documents where the page height significantly exceeds the width, characterized by extreme vertical stretching (e.g., mobile screenshots, shopping receipts).

HighPixel Documents with extremely high resolution and pixel density, imposing higher demands on model parsing precision and GPU memory consumption.

ComplexBackground Documents with complex background structures, such as rich colors, mixed textures, or large-area background images that interfere with text extraction.

MultiColumn Documents with highly complex layouts, featuring multi-column mixed typesetting or cross-column structures (e.g., newspapers, academic papers, magazines).

Watermark Documents containing distinct visible watermarks in the background that overlap with text content.

Handwriting Documents where the entire content consists of handwritten scans (e.g., notes, filled forms).

VisualStyle Documents containing rich semantic formatting, such as underlining, bolding, font colors, or background highlighting, which often denote emphasis or specific meaning.

HistoryBooks Scans of historical ancient books, featuring unique characteristics such as vertical text layout, traditional characters, and woodblock print styles.

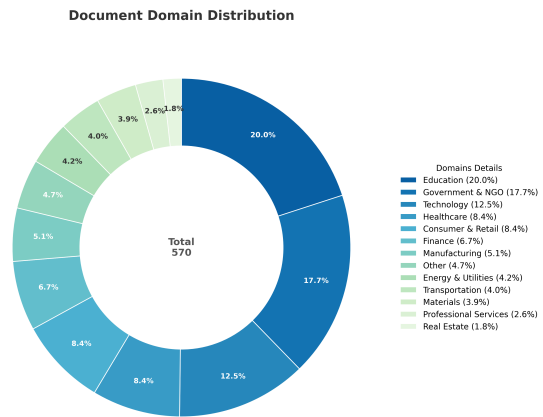


Figure 5: InduOCR Bench Document Domain Distribution.

MultiFont Individual documents share a consistent font style, while different documents adopt different font styles, such as Songti, Fangsong, and others.

CrosspageTable Documents containing tables where a single logical table spans across two or more pages, requiring structural merging to restore data continuity.

D RAG Pipeline Details

D.1 Query Construction

For most document types, queries are generated using GPT-5 based on predefined categories (e.g., Basic Recognition, Structural Alignment, Cross-Field Continuity, Statistical/Counting, Complex Reasoning). For structurally complex documents such as *CrosspageTbl* and *MultiColumn*, we additionally include structure-sensitive categories (e.g., Structural Alignment Attack, Cross-Page Continuity Attack, Aggregation Attack).

In contrast, the *VisualStyle* category does not use model-generated queries. Instead, its queries are manually crafted to reflect real usage scenarios involving stylistic references (e.g., underlined text, bold text, red annotations). These manually constructed queries are designed to evaluate how OCR errors on visually emphasized regions affect downstream RAG performance.

D.2 Document Preprocessing and Semantic Chunking

To preserve structural and semantic integrity during chunking, we first convert the OCR-generated Markdown into HTML. The hierarchical structure

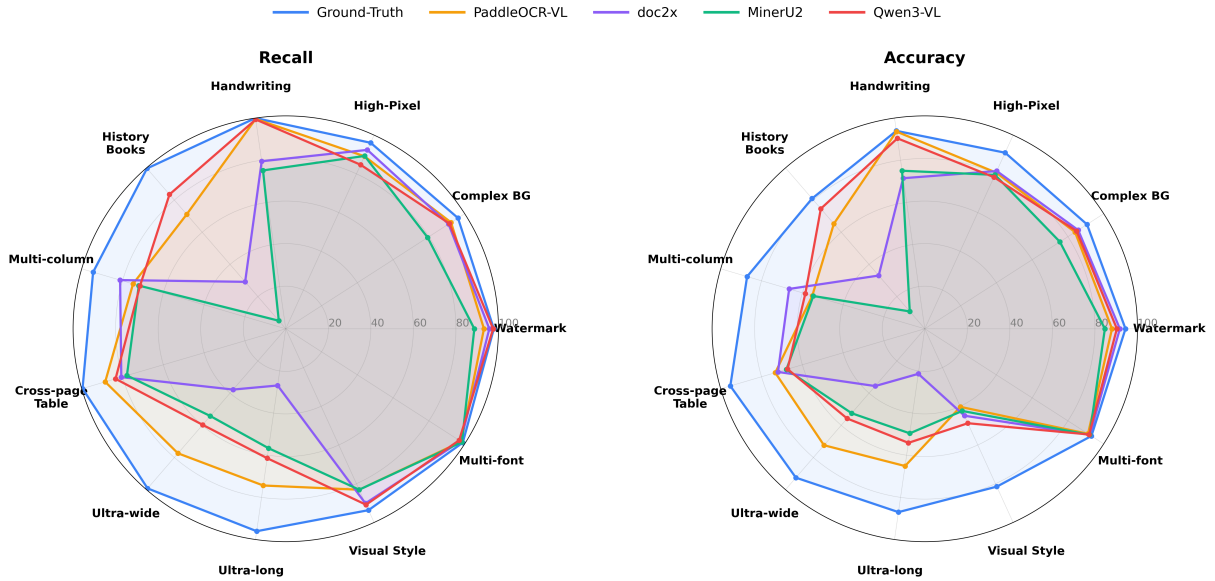


Figure 6: Radar chart comparison of recall (left) and accuracy (right) performance across 11 document challenge categories for five OCR methods. Ground-Truth represents the performance upper bound. Each method shows distinct strengths and weaknesses across different document types.

provided by HTML tags (e.g., `<h1>`, `<h2>`, lists, tables, formulas) enables reliable grouping of semantically coherent elements. This conversion ensures that logically related units, such as sections, tables, and mathematical expressions, remain intact during segmentation.

We then apply a rule-based segmentation strategy with a maximum chunk length of 256 tokens. Splitting is performed only at natural boundaries implied by the HTML tree structure, ensuring that each chunk is both semantically complete and retrieval-efficient.

D.3 Retrieval-Augmented Generation Pipeline

We adopt the *Naive* pipeline of the FlashRAG (Jin et al., 2025) framework to ensure a consistent setup across all OCR systems. The retrieval process uses the BGE-M3 (Chen et al., 2024) embedding model to encode document chunks. Dense retrieval is performed using a Flat similarity index, from which we retrieve the top-100 candidates. These candidates are subsequently reranked by the BGE-Rerank-V2-M3 (Li et al., 2023; Chen et al., 2024) cross-encoder to produce the top-10 most relevant passages.

For answer generation, we employ ChatGPT-5. All OCR systems are evaluated with the same retrieval and generation settings to isolate the effect of upstream recognition quality on downstream RAG utility.

D.4 Evaluation Protocol

We evaluate downstream RAG utility using the Ragas framework, focusing on two metrics:

- **Context Recall:** measures whether retrieved passages contain evidence supporting the ground-truth answer.
- **Answer Accuracy:** evaluates the correctness of the generated answer.

Both metrics are computed using the GPT-OSS-120B model as the evaluator to ensure consistent automatic scoring across all systems.

D.5 Additional Implementation Details

We apply deterministic decoding with temperature set to 0.0 for all generations. All experiments were conducted on a cluster equipped with NVIDIA H800 GPUs. The FlashRAG pipeline follows its default setup except for the specified embedding, reranking, generation, and indexing components described above.