

Monte Carlo study of the superfluid phase of ^4He

Massimo Boninsegni^{1,2}

¹Department of Physics, University of Alberta, Edmonton, Alberta, Canada T6G 2H5

²Phenikaa Institute for Advanced Study, Phenikaa University, Nguyen Trac Street, Duong Noi Ward, Hanoi, Vietnam

E-mail: m.boninsegni@ualberta.ca

Abstract. Detailed numerical results obtained with state-of-the-art Quantum Monte Carlo (QMC) simulations are presented for the superfluid phase of ^4He at saturated vapor pressure. The aim of this contribution is that of providing reliable, up-to-date estimates for this archetypal superfluid, reflecting the methodological progress that has taken place over the past two decades. We simulate a system comprising 2,048 helium atoms, i.e., an order of magnitude greater in size than those for which results currently regarded as standard references were originally obtained. We offer revised estimates for energetic and structural properties, as well as for the ground state condensate fraction.

1 Introduction

Forty years after the pioneering work of Ceperley and Pollock [1, 2, 3], showing how the superfluid transition of ^4He could be studied by computer simulation, QMC methods based on Feynman's space-time formulation of quantum statistical mechanics [4] are now accepted as a legitimate, powerful and often the best option to compute accurate thermodynamics of strongly interacting Bose systems, essentially with no approximation. In particular, following the introduction two decades ago [5, 6] of the continuous-space Worm Algorithm (WA), overcoming the limitations of the original Path Integral Monte Carlo methodology, QMC simulations at finite temperature have been utilized to investigate a variety of bulk superfluid phases of Bose systems in continuous space, featuring, among others, soft-core [7, 8] dipolar [9, 10] and Coulomb [11] interactions among the elementary constituents.

Surprisingly, the early results for the superfluid phase of ^4He , dating back a few decades (most of them are summarized in Ref. [12]) have remained largely unrevised, with the exception of the superfluid response [6]. Besides being affected by statistical uncertainties that are objectively large by today's standards, those results were obtained by simulating systems of rather small size (typically ~ 100 atoms); thus, they are generally not reliably representative of the thermodynamic limit. They are also rather incomplete; for example, no (reliable) estimates for the energetics and the condensate fraction at finite temperature are available in the limit in

which the ground state is approached. One may wonder why no effort has gone into generating updated results, by taking advantage of ever improving computing facilities. After all, this would seem a worthwhile goal, considering that ^4He is not only an important physical system in its own right, but also the simplest non-trivial superfluid, for which a wealth of very accurate experimental measurements have been performed [13], allowing one to gauge the accuracy of the most advanced microscopic models and computational methods. Moreover, because QMC allows one to carry out essentially exact studies of interacting Bose systems, accurate simulation data can serve to benchmark novel theoretical approaches.

Part of the answer is undoubtedly that the original methodology [12] failed to deliver upon its promise, chiefly due to its poor scaling *vis-à-vis* the number of particles in the simulated system. Indeed, to this day no simulation of superfluid ^4He featuring more than ~ 100 particles based on that prescription has been published [14]. Only after the introduction of the continuous-space WA in 2006 has it become possible to obtain by simulation reliable numerical estimates of cogent physical quantities such as the superfluid transition temperature, which requires accurate finite-size scaling analysis, i.e., simulations on systems of *a)* sufficiently large and *b)* significantly different size. More generally, however, superfluid ^4He has been considered for the most part a “solved problem”, no longer at the forefront of theoretical research, and attention has shifted to other systems (e.g., cold atom assemblies).

The purpose of this contribution is to provide a fairly comprehensive set of up-to-date QMC data for energetic, structural and superfluid properties of the bulk equilibrium phase of condensed ^4He at low temperature ($0.25 \text{ K} \leq T \leq 2 \text{ K}$). This study complements and extends the work of Ref. [6], mainly by providing estimates for energetics, structural correlations, superfluid and condensate fractions as a function of temperature for bulk three-dimensional ^4He , also assessing the dependence of the results on the pair potential utilized to model the interaction among two helium atoms. Another, broader aim is to clarify some methodological aspects about which some confusion (and even actual misconceptions) may still exist, especially among non-practitioners of QMC.

This paper is organized as follows: the remainder of this section briefly rehashes some basic information about superfluid ^4He , to clarify the terminology and facilitate the reading to a non-specialist. The microscopic model of the system is described in Sec. 2, while the computational technique utilized is briefly reviewed in Sec. 3; results are presented in Sec. 4 and discussed in Sec. 5.

1.1 Background

The naturally occurring condensed phase of ^4He is a remarkably close physical realization of a simple model of strongly interacting Bose system. In the pressure and temperature range in which superfluid helium exists, helium atoms can be regarded to an excellent approximation as “elementary constituents”, i.e., individual “point-like” particles of spin zero (hence obeying Bose statistics). Furthermore, the potential energy of interaction is very nearly given by the sum of terms associated to all pairs of atoms, each term described by a potential energy function only depending on the relative distance between the two atoms. The main feature of such a potential is the presence of a strong repulsive core at short interparticle separation ($\leq 2.6 \text{ \AA}$), whose physical origin lies in the Pauli repulsion among electrons of different atomic clouds. Indeed, in his seminal papers on this subject Feynman posited that treating schematically the interaction between two helium atoms as an infinitely repulsive wall at short distance (and zero everywhere else) may be adequate, in order to gain at least qualitative insight into the thermodynamic properties of the system [15].

Experimentally, superfluid ^4He is one of the most extensively investigated condensed matter

systems. Its behavior at low temperature is unique and peculiar. First, unlike any other substance it fails to crystallize at low temperature, under the pressure of its own vapor, remaining a liquid all the way to temperature $T = 0$. Second, at temperature $T = 2.178$ K it undergoes a transition to a superfluid phase, capable of flowing without dissipation through very narrow capillaries. These two properties can be exploited to purify the system to a very high degree, in turn allowing for highly controlled and precise experiments [16].

As condensed ^4He can be regarded as the archetypal quantum (Bose) fluid, and because a reliable comparison of theoretical predictions and experimental observations is possible (perhaps to a greater degree than in any other known condensed matter systems), the ambitious theoretical goal consists of achieving an accurate microscopic description, based on realistic interatomic potentials, capable of delivering reliable predictions for experimentally relevant quantities. Thus, starting from a many-body Hamiltonian in which the only external (independent) input is the potential energy of interaction among atoms, one aims at carrying out calculations based on fundamental quantum mechanical equations without resorting to any uncontrolled approximation. It seems fair to state that QMC simulations at finite temperature have achieved such a goal to a remarkable degree, and played a major role in shaping our current theoretical understanding of the superfluid phase of ^4He , and more generally of superfluidity and its connection to Bose condensation. The results offered here are meant to provide quantitative substantiation to such a claim.

2 Model

As mentioned above, the system is described as an ensemble of N point-like, identical particles with a mass m equal to that of a ^4He atom, and with spin zero, thus obeying Bose statistics. The system is formally enclosed in a cubic cell of volume $\Omega = L^3$, so that $n = N/\Omega$ is the nominal density. Periodic boundary conditions in all directions are assumed.

Regarding helium atoms as point particles means making the Born-Oppenheimer approximation, which is ubiquitously made in theoretical studies of superfluid helium. It is amply justified at conditions of temperature and pressure where the superfluid phase of ^4He exists, owing the large (at least three orders of magnitude) difference between between electronic and ionic energy scales. The standard, non-relativistic quantum-mechanical many-body Hamiltonian of the system reads as follows:

$$\hat{H} = -\lambda \sum_i \nabla_i^2 + \sum_{i<j} v(r_{ij}) \quad (1)$$

where the first (second) sum runs over all particles (pairs of particles), $\lambda \equiv \hbar^2/2m = 6.0596415 \text{ K}\text{\AA}^2$, $r_{ij} \equiv |\mathbf{r}_i - \mathbf{r}_j|$ and $v(r)$ is the pair potential which describes the interaction between two helium atoms. Several different forms for v have been proposed and used in the literature, often complicating a bit the comparison of different calculations. Early QMC studies of the condensed phase of ^4He were based on the simple Lennard-Jones potential [17], whose quantitative shortcomings (e.g., its unphysical “stiffness” at short interparticle separation) were quickly recognized, prompting its replacement with more sophisticated model interactions. In particular, the Aziz pair potential introduced in 1979 (henceforth referred to as Aziz I) [18] has been shown to provide a reasonably accurate quantitative description of the superfluid phase of ^4He [12].

The Aziz I potential is mainly phenomenological, i.e., adjusted in part to ensure consistency with known aspects of the interaction and basic experimental observations. It effectively incorporates potential energy contributions beyond the pairwise decomposition (e.g., three-body terms). Subsequent versions of this interaction have aimed at being increasingly grounded in first principle quantum chemistry calculations, while retaining the same basic analytical structure;

as a result, the agreement between theory and experiment afforded by these refined potential is typically slightly worse than that achieved with the Aziz I potential. The agreement can be improved by the explicit inclusion of three-body terms [19, 20], whose quantitative effect on the physical quantities of interest here is relatively small. Specifically, one observes a rather tiny shift in the potential energy and in the pressure, but little or not change in the kinetic energy, or in structural or superfluid properties [21, 22]. For the sake of consistency with the majority of previous studies, the results provided here are obtained with the Aziz I potential, and its use can be assumed unless otherwise stated. Some of the results are compared with those obtained with a later version thereof, proposed in 1995 [23] (Aziz II), as well as with the Lennard-Jones potential with standard values of the parameters for He (i.e., $\epsilon = 10.22$ K and $\sigma = 2.556$ Å).

3 Methodology

The results described here were obtained by QMC simulations of the system described by Eq. (1), based on the canonical version [24, 25] of the continuous-space WA. Our calculations are at fixed density, and we utilize published experimental data for the equilibrium density [13]. Arguably the most crucial advantages of the WA over the previously existing prescriptions, are, as mentioned above, its scalability versus system size and the efficient way in which exchanges of indistinguishable particles are sampled, allowing it to simulate systems of much greater size. It is known that quantum-mechanical exchanges, which in Feynman’s path integral language result in the “entanglement” of the many-particle paths in imaginary time, underlie collective phenomena such as superfluidity and Bose Condensation [12, 4]; they are also responsible for the stability of the liquid phase of ^4He at low temperature [26]. For a comprehensive description of the WA the reader is referred to Ref. [6]; here, besides providing all the relevant technical details required to reproduce the results, some specific computational issues are addressed for which, in our view, the prevailing beliefs and conventional wisdom may be inaccurate or misleading. It should be mentioned that in this work the trick known as Diagrammatic Monte Carlo, utilized in Ref. [6] to treat more efficiently the interaction among atoms, was not used. In other words, the potential energy of interaction among all pairs of atoms was computed explicitly. This choice was made to reduce computational complexity, and to facilitate the comparison of our results with existing ones (i.e., in the $T \rightarrow 0$ limit); clearly, a cost is paid in terms of efficiency, but it is one easily absorbed by the computing facilities available for this project.

Other details of the simulation are standard. Physical quantities of interest calculated in this study include, besides pressure and energetics, the pair correlation function and the related, experimentally accessible static structure factor, as well as the superfluid and condensate fractions. All of the estimators used in this work are the ones commonly utilized [12]. For the energy, the thermodynamic estimator yields results of sufficient accuracy, for our purposes, while the virial estimator is used to estimate the pressure; the superfluid fraction is computed using the well-known winding number estimator [2] while the condensate fraction is inferred from the long-distance behavior of the one-particle density matrix, which is a direct outcome of a QMC simulation based on the WA [6]. This is illustrated in the next sections.

The data quoted in this work are the results of simulations of systems comprising $N = 2048$ ^4He atoms. To what a degree the results of a simulation on a system of this size can be regarded as quantitatively representative of the thermodynamic limit is discussed in detail below; with the exception of the superfluid and condensate fraction, for which finite-size corrections remain significant in the vicinity of the transition [6], in our submission the system size considered here gives numerical values indistinguishable from estimates pertaining to the thermodynamic limit, within their statistical uncertainties. For the calculation of the (potential) energy per particle and the pressure, the contribution of particles outside the main simulation cell was estimated

through appropriate volume integrations of the pair potential outside the cell. This is a reliable estimation, as the pair correlation function $g(r)$ converges to its asymptotic value of 1 well within the simulation cell, in the density range of interest here, thanks to the relatively large size of the simulated system.

3.1 Time step extrapolation

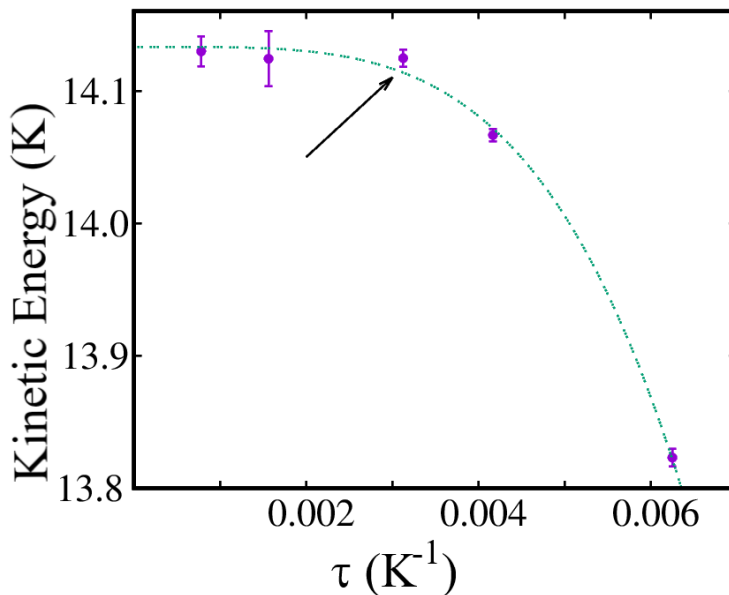


Figure 1: Time step extrapolation of the kinetic energy per particle in bulk superfluid ${}^4\text{He}$, at temperature $T = 1$ K, for a system comprising $N = 2048$ atoms. The density is $0.021834 \text{ \AA}^{-3}$. The results are obtained with the Aziz I pair potential. The dashed line is a quartic fit to the data. Arrow points to the value of τ for which convergence is reached, within statistical uncertainty. The value of the kinetic energy extrapolated to the $\tau = 0$ limit is $14.133(5)$ K.

In this subsection we discuss the extrapolation of the physical estimates to the limit of vanishing imaginary time step, an extrapolation that is always implicit in QMC simulations of continuous systems due to the discretization of many-particle path (for details, see Ref. [12]). Specifically, we wish to address a specific aspect not discussed much (if at all) in the literature, but is potentially relevant, as often times the energy is not the main quantity of interest.

For illustrative purposes, we consider the bulk equilibrium phase of ${}^4\text{He}$ at temperature $T = 1$ K. The density is the experimentally determined equilibrium density $0.021834 \text{ \AA}^{-3}$ [13]. The short-time approximation to the imaginary-time propagator used to perform the calculations whose results are presented here is accurate to fourth order in the time step τ (see, for instance, Ref. [27]). This particular form of short-time propagator has been the standard choice for this kind of simulations since the introduction of the WA.

Fig. 1 shows the extrapolation of the estimates of the kinetic energy per ${}^4\text{He}$ atom, computed with different time steps. The data, plotted versus τ (in K^{-1}), can be fitted with the functional form $f(\tau) = k_0 + \gamma\tau^4$, where k_0 , γ are fitting parameters; specifically, $k_0 = 14.133(5)$ K is the value of the kinetic energy per ${}^4\text{He}$ atom extrapolated to $\tau = 0$.

The extrapolation procedure illustrated in Fig. 1 can be computationally expensive, especially if (as it is usually the case) one is interested in carrying out many simulations, e.g., for different thermodynamic conditions. The practical solution consists of identifying a value of time step (τ_c) yielding estimates sufficiently close (i.e., within error bars) to those extrapolated to the $\tau = 0$ limit, and carry out a single simulation for every thermodynamic point of interest, using that value of τ . For example, looking at Fig. 1 one can see that kinetic energy values obtained with a time step $\tau \leq 3.125 \times 10^{-3} \text{ K}^{-1}$, all bracket the extrapolated result.

What is ubiquitously done, in QMC studies in which a time step extrapolation is required, is make the operative assumption that calculations carried out with the “optimal” time step ($\tau_c = 3.125 \text{ K}^{-1}$, in the example of Fig. 1), at which one arrives by ensuring convergence of the (kinetic) energy [28], should yield results reliably representative of the $\tau = 0$ limit not just for the energy but for all physical quantities of interest. This work is no exception, as unless otherwise stated, all the values reported here were obtained using a time step $\tau = \tau_c$.

There are theoretical reasons to expect the kinetic energy, which is essentially a measurement of the curvature of the paths in imaginary time, should be the most sensitive to time discretization [12]. It turns out, however, that for the *vast* majority of important physical quantities convergence is typically observed with a *significantly* greater (as much as a few times) value of τ , which in turn results in a considerably *faster* calculation (halving the time step more than doubles the CPU time required).

τ (τ_c)	K. E. (K)	P. E. (K)	ρ_S	n_0
2.0	13.823(7)	-21.3616(8)	1.03(4)	0.070(1)
0.25	14.133(11)	-21.3623(8)	0.99(4)	0.070(1)

Table 1: Kinetic (K. E.) and potential (P. E.) energy per particle (in K), superfluid (ρ_S) and condensate (n_0) fraction computed at the thermodynamic conditions of Fig. 1 for two values of the time step τ (expressed in units of $\tau_c = 3.125 \times 10^{-3} \text{ K}^{-1}$). Statistical errors, in parentheses, are on the last digit(s).

To illustrate this point, Table 1 reports the estimates for different physical quantities, computed by simulation at the thermodynamic conditions of Fig. 1, for two different values of the time step (expressed in units of τ_c). As one can see, while the kinetic energy per ^4He atom computed with the shorter time step is within statistical errors consistent with the extrapolated $\tau = 0$ value, that obtained with the longest time step utilized in this study is merely $\sim 2\%$ higher. Whether such an error can be regarded as acceptable or not clearly depends on the scope of one’s individual, specific investigation. However, the results for the potential energy per particle, superfluid (ρ_S) and condensate (n_0) fraction are all indistinguishable, within statistical uncertainties.

This holds true not only for averaged quantities, but for correlation functions as well. Fig. 2 shows the one-particle density matrix $n(r)$ computed with the same two time steps; the results are virtually indistinguishable (note the logarithmic scale on the vertical axis). Summarizing, the choice of optimal time step is one that should be made based on the physical quantities one is interested in. Optimizing τ based on the energy (or other quantities that are related to it, such as the pressure) when one is ultimately interested in other quantities, is likely to result in unnecessarily long simulations, most of the time.

One last comment is worth making to conclude this discussion. It was initially contended [12], and for a long time widely believed, that QMC simulations in continuous space required an accurate short-time propagator to keep the number of time slices manageable. Indeed, it was

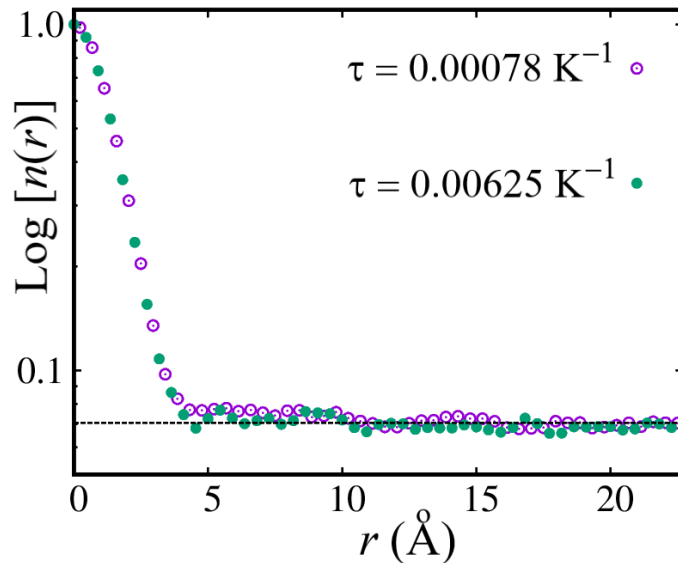


Figure 2: One-body density matrix in superfluid ${}^4\text{He}$ at the same thermodynamic conditions of Fig. 1, with the two different values of the time step of Table 1. Statistical errors are of the order of the size of the symbols. The dashed line corresponds to the value 0.0705, which is consistent with the averages of the two sets of data.

implied that calculations may not even be feasible in practice with a short-time approximation such as that utilized here. The so-called pair product approximation, arising from the exact numerical solution of the Bloch’s equation for two particles, was proposed as a superior choice, allegedly affording convergence of the physical estimates with a time step as large as 0.025 K^{-1} . Besides the fact that this assertion has never been convincingly, quantitatively demonstrated, the pair product approximation is quite cumbersome to implement and of limited applicability. More importantly, subsequent experience has shown that its necessity and effectiveness have been *vastly* overstated; reliable convergence can be achieved without relying on any abstruse, *ad hoc* devices. Convergence problems affecting the simple, early implementations of continuous-space QMC were mainly due to inefficient path sampling, rather than to a large number of time slices.

4 Results

4.1 Superfluid ${}^4\text{He}$

4.1.1 Energetics. A set of representative energy results of our study is offered in Table 2. The values of density utilized at the different temperatures are obtained from Ref. [13]. All of the theoretically computed values in Table 2 are the results of simulations with $N = 2048$ ${}^4\text{He}$ atoms, interacting via the pairwise Aziz I potential, except for those featuring a \star , to indicate that the Aziz II was used in that calculation. The time step utilized in all calculations is $\tau = \tau_c$ [30]. We find that the (kinetic) energy per particle remains unchanged, within our statistical uncertainties, if the temperature is lowered below 1 K; thus, we may conclude that the values at $T = 1 \text{ K}$ provide reliable ground state estimates. On averaging estimates at $T \leq 1 \text{ K}$, we arrive at a ground state energy per particle of $-7.240(3) \text{ K}$, which is significantly lower ($\sim 0.12 \text{ K}$)

T (K)	n (\AA^{-3})	K. E. (K)	E (K)	K. E. (expt)
0.25	0.021837	14.122(5)	-7.238(5)	
0.5	0.021837	14.116(4)	-7.243(4)	
1.0	0.021834	14.125(7)	-7.233(7)	14.3(3)
		14.201(22)*	-7.386(22)*	
1.4	0.021837	14.222(10)	-7.149(10)	14.4(5)
1.65	0.021851	14.392(13)	-7.017(13)	14.6(6)
2.0	0.021910	15.063(11)	-6.481(10)	14.9(6)

Table 2: Kinetic (K. E.) and total (E) energy per particle (in K) computed by QMC at various temperatures, at saturated vapor pressure. The values of the density n are taken from Table 1.2 of Ref. [13]. Statistical errors, in parentheses, are on the last digit(s). All the results pertain to simulations of a system comprising $N = 2048$ atoms, with a time step $\tau = \tau_c = 3.125 \times 10^{-3} \text{ K}^{-1}$. The result marked with a \star was obtained using the Aziz II potential. Rightmost column shows experimental estimates of the kinetic energy per atom from an analysis of neutron scattering data, specifically Ref. [29]. Note that the experimental entry quoted at $T = 1 \text{ K}$ refers to measurements performed at 1.09 K.

than essentially all ground state QMC estimates published over the past few decades [29, 31, 32]. Such a discrepancy cannot be accounted for by slight differences in density between the various calculations.

The size of the system considered here is 8 to 32 times greater than that on which previous published QMC estimates were obtained. However, this by itself does *not* quantitatively account for the difference in energy between this work and previous studies. For example, a simulation carried out on a system of $N = 128$ atoms yields only slightly different estimates for kinetic and potential energy with respect to those quoted in Table 4.1.1 for $N = 2048$ atoms.

The following remarks can be made:

1. The $\sim 0.06 \text{ K}$ difference between this calculation and that of Ref. [29], based on the same methodology utilized here, seems likely the result of the much longer simulation time allotted for the present work, resulting in better equilibration and a more reliable estimate of the statistical uncertainties, which were possibly underestimated in Ref. [29].
2. Practically *all* ground state QMC energy estimates were obtained using methods (such as Diffusion Monte Carlo) based on the evolution in imaginary time of a finite population of random walkers. As extensively documented in the literature [33, 34, 35] this kind of methodology tends to yield energy estimates *above* those furnished by QMC techniques (either at zero or finite temperature), which do not make use of populations [36, 37]. This is due to the combined effect of finite population size and the bias due to the trial wave function out of which the ground state is projected.

Theoretically computed energy values can be compared with experimentally measured ones. The currently accepted [38] energy per ${}^4\text{He}$ atom in the superfluid phase at $T = 0$ is -7.17 K , which seems in reasonable agreement with the estimate obtained here, as the uncertainty in the experimentally determined value appears unreported in the literature. The kinetic energy per ${}^4\text{He}$ atoms can also be measured experimentally, specifically inferred from the momentum distribution, in turn accessible via neutron scattering [39, 40, 41, 42, 43, 44]. In general, the comparison between experimental theory and experiment is satisfactory, even though the relatively large experimental uncertainties set a limit to its significance.

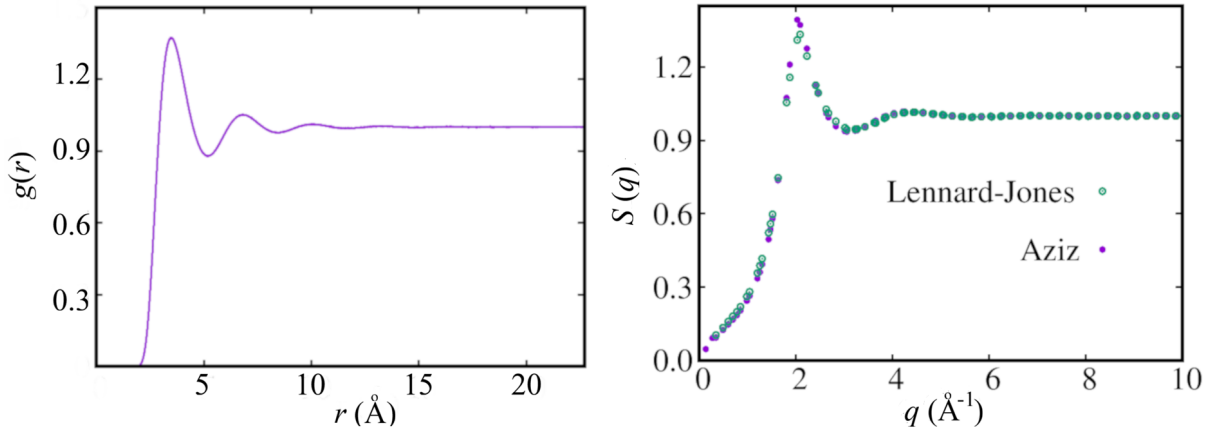


Figure 3: Theoretically computed pair correlation function (left) and static structure factor (right) for superfluid ${}^4\text{He}$ at temperature $T = 1$ K, at saturated vapor pressure. The pair correlation function was computed using the Aziz I pair potential, whereas static structure factor was computed using both the Aziz I and Lennard-Jones potentials.

Also included in Table 2 are theoretical estimates obtained with the Aziz II pair potential. As mentioned in the introduction, this is a revised version of the original Aziz potential, aiming at relying less on phenomenological input and more on first principle quantum chemistry calculations. It should be mentioned that the Aziz II is not the most recent in its class, i.e., there have been several successive refinements [45]. The comparison is only provided to illustrate the main quantitative differences between the original Aziz potential and *ab initio* pair interactions. Typically, these potentials feature a deeper attractive well than the original Aziz potential, resulting in a slightly greater (~ 0.15 K) binding energy per ${}^4\text{He}$ at equilibrium (as shown in Table 2).

In general, there is almost no noticeable difference between the results yielded by the various *ab initio* pair potentials and the (phenomenological) Aziz I potential, with the notable exception of the energy and the pressure, for which the Aziz I potential affords better agreement with experiment. All these potentials, however, yield lower values of the pressure than experimentally measured. For example, at $T = 1$ K the result of the simulation with the Aziz I potential is $-0.34(3)$ bars, compared to the experimental 1.56×10^{-4} bars [13].

It should be noticed that the results for the total energy per atom and the pressure, as yielded by *ab initio* potentials, can be corrected and brought in closer agreement with experiment [21] by explicitly including three-body contributions to the potential energy to the Hamiltonian (1). The same correction cannot be easily applied to the Aziz I potential, which in part already incorporates three-body contributions in an effective way. Three-body terms have little or no effect on structural and superfluid properties, and even on the kinetic energy [22, 46], which is mainly sensitive to the repulsive part of the two-body interaction.

4.1.2 Structure. The structure of a quantum fluid is generally quantitatively characterized by spatial correlation functions, chiefly the pair correlation function $g(r)$, and the (related) static structure factor $S(q)$, the latter accessible experimentally, through x -ray [47] and neutron [48] scattering. Theoretical results for these quantities, computed at temperature $T = 1$ K at saturated vapor pressure are shown in Fig. 3. The results presented here are not significantly

different from those of previous QMC calculations on smaller system sizes, and therefore we refer interested readers to the discussion in, e.g., Ref. [12]. As mentioned above, no noticeable difference exists between the results obtained with the Aziz I potential, shown in Fig. 3, and those yielded by the Aziz II potential.

Two specific aspects are worth pointing out, however. First, the pair correlation function is seen to converge to its asymptotic value (1) well within half of the size of the simulation cell (left part of Fig. 3. This is of course one of the benefits of simulating a system comprising few thousand atoms, and gives confidence on the numerical accuracy of the approximation (i.e., setting $g(r) = 1$) involved in estimating the contribution to the potential energy and the pressure arising from pairs of particles at distances $r > (L/2)$.

Regarding the static structure factor, the remarkable agreement between the result of a Path Integral Monte Carlo simulation and experimental measurements has been noted before, sometimes in almost celebratory tone [12]. While this certainly provides validation of the microscopic model utilized in the calculation, chiefly the interatomic pair potential, its significance should not be overstated. As it turns out, integrated quantities such as the static structure factor display little sensitivity to the details of the pair potential. This is illustrated in the right part of Fig. 3, in which the results obtained with the Aziz I pair potential are compared to those given by the much cruder Lennard-Jones interaction, which does not afford the same quantitative precision of the Aziz potential [31]. Except for a tiny difference in the height of the main peak, the results obtained for this quantity with the two potentials are virtually indistinguishable.

4.1.3 Superfluidity and Bose Condensation. In Ref. [6] the superfluid fraction was computed and its behavior quantitatively investigated. Upon performing accurate finite-size scaling analysis of results obtained for systems of different size, an estimate for the superfluid transition temperature T_c was provided. Table 3 shows results obtained in this work (i.e., independently of the calculation of Ref. [6]) for the ^4He superfluid fraction $\rho_S(T)$ computed at various temperatures, at saturated vapor pressure. As mentioned in the abstract and in the introduction, the results shown are for a system comprising $N = 2048$ atoms.

T (K)	ρ_S	ρ_S (expt)	n_0	n_0 (expt)
0.25	0.99(2)	1.000	0.071(1)	
0.5	0.97(2)	1.000	0.072(1)	
1.0	0.99(1)	0.993	0.070(1)	0.072(2)
1.4	0.91(2)	0.926	0.068(1)	0.072(4)
1.65	0.79(2)	0.807	0.062(1)	0.051(10)
2.0	0.45(2)	0.447	0.040(1)	0.040(3)

Table 3: Theoretical (this work) and experimental estimates of the superfluid (ρ_S) and condensate fraction (n_0) in liquid ^4He at various temperatures, at saturated vapor pressure. Experimental results for ρ_S are taken from Ref. [13], those for n_0 are obtained as averages of values listed in Ref. [29].

The superfluid fraction can be measured experimentally with a precision that is not presently attainable by us, using QMC simulations. Still, the agreement between theory and experiment is excellent for $T \lesssim 2$ K; above this temperature, as the system approaches the transition, finite-size effects become important as the transition itself is “smeared”, i.e., one obtains finite values of ρ_S for $T > T_c$. In order to obtain an estimate of T_c extrapolation of the results obtained on various systems of different sizes is required; as mentioned above, this was carried out in Ref.

[6], and will not be repeated here. Instead, we shall focus here on the behavior with temperature of the condensate fraction $n_0(T)$, which has not been quantitatively examined in previous QMC work, even though n_0 is in many respect even more fundamental a quantity, when it comes to characterizing the symmetry breaking character than the superfluid phase [49].

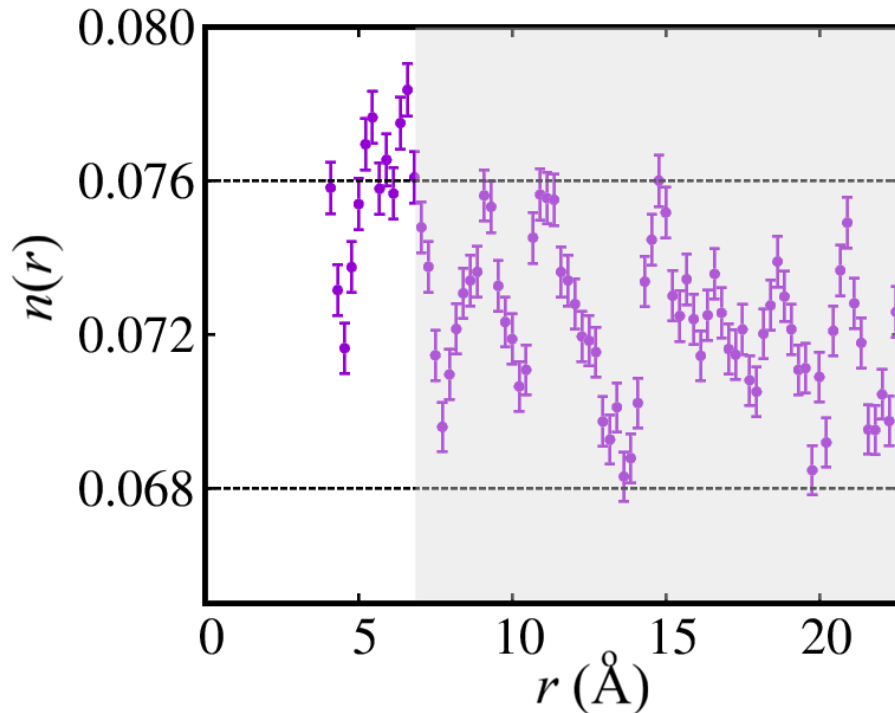


Figure 4: One-body density matrix $n(r)$ computed by QMC at temperature $T = 0.5$ K, at saturated vapor pressure, on a system comprising $N = 2048$ atoms. The value of the condensate fraction is obtained by averaging over the values in the shaded area.

In a 3D superfluid, the one-body density matrix $n(r)$ plateaus at large distances to a constant value n_0 , which is the condensate fraction. Such a behavior is clearly observed in the results shown in Fig. 2; indeed, on a logarithmic scale $n(r)$ appears constant, within statistical errors, for $r \gtrsim 5$ Å. Closer inspection shows that $n(r)$ oscillates around the asymptotic value, as shown in Fig. 4. The way in which $n(r)$ approaches its asymptotic value at large distances is described by Bogoliubov theory, which makes it possible to estimate the value n_0^0 of the condensate fraction at $T = 0$ by fitting the *asymptotic* behavior at long distance of the $n(r)$ computed at a *single*, sufficiently low temperature to an expression containing n_0^0 as an adjustable parameter; this is the procedure adopted in Ref. [6] (Eq. 6.1 therein).

In this work, on the other hand, we computed $n(r)$ for several temperature, and for each temperature estimated $n_0(T)$ by averaging $n(r)$ over a range of distances within which most of the values of $n(r)$ fall within a fairly well-defined interval (as in the shaded area of Fig. 4, with all values falling between the dashed horizontal lines), indicating that $n(r)$ displays relatively small fluctuations around a constant value. Specifically, we histogram the values of $n(r)$ used to compute the average, and quote as statistical error the semi-width of the $n(r)$ interval containing approximately 2/3 thereof.

As the temperature is increased from $T = 0$ toward T_c , such a plateauing of $n(r)$ occurs at

greater and greater distance, eventually exceeding the side of the simulation cell, i.e., not being observable at all. Clearly, therefore, reliably investigating the behavior of $n_0(T)$ near T_c requires that one be able to carry out simulations on systems of sufficiently large size, or, equivalently phrased, any given system sizes sets a limit on how closely one can approach T_c and still obtain a reliable estimate of $n_0(T)$.

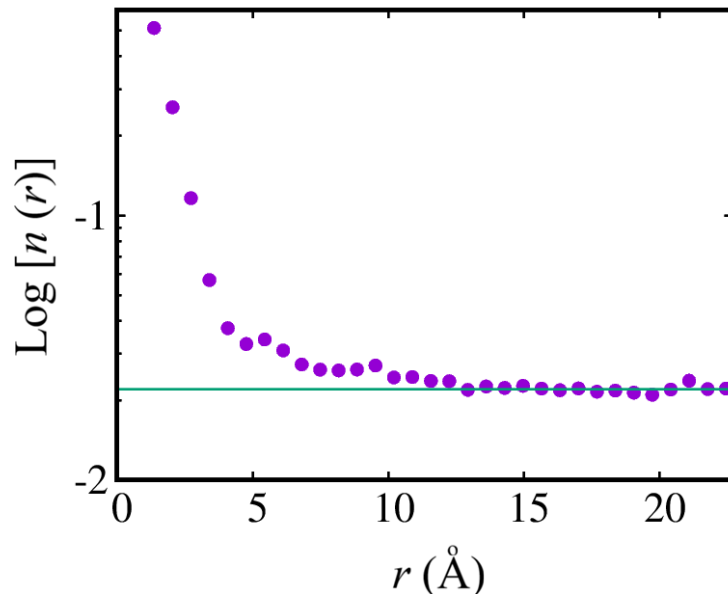


Figure 5: One-body density matrix $n(r)$ computed by QMC at temperature $T = 2.12$ K, at saturated vapor pressure, on a system comprising $N = 2048$ atoms. Solid line corresponds to the value 0.022. Error bars are smaller than the size of the symbols.

Fig. 5 shows the one-body density matrix for the highest temperature considered in this work for which n_0 can be determined with reasonable confidence (see results reported in Table 3), again by averaging results obtained for distances $\gtrsim 10$ Å. This temperature is within $\sim 3\%$ of the experimentally measured T_c [13]. The behavior of the $n(r)$ drastically changes at higher temperature; at the immediately higher temperature considered in this work, namely $T = 2.18$ K, no clear plateau can be identified and within error bars the results are consistent with an exponential decay [50]. This is, of course, consistent with experiment; however (perhaps more likely), it may also be due to the fact that the simulation cell is too small to observe a plateau, at this particular temperature. That is, n_0 may well be *finite* at this particular temperature, but this observation may require that one simulate a system of much larger size than just 2048 atoms. After all, the microscopic model utilized (Eq. 1) is not necessarily expected to reproduce all experimental results to this level of accuracy.

Experimentally, the condensate fraction has been inferred from the measured atomic momentum distribution [29, 40, 41, 42, 43, 51]. Table 3 shows a comparison of our estimates of $n_0(T)$ with a compilation of the most recent published measurements, from Ref. [29]. The agreement is quite satisfactory. Our results for $n_0(T)$ are also shown in Fig. 6. The first, clear observation is that, within the statistical errors of our calculations n_0 does not change significantly below $T \sim 1.4$ K, consistently with experimental observation. At low temperature, it is seen to remain close to $\sim 7\%$, i.e., a value significantly *lower* than that ($\sim 8\%$) estimated in Ref. [6] as the ground state value n_0^0 , based on the study of the oscillatory behavior at long distances of $n(r)$,

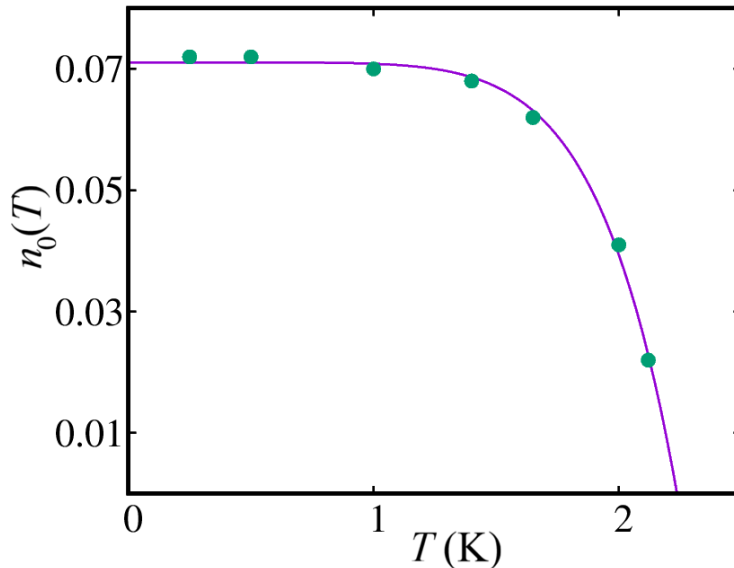


Figure 6: Condensate fraction $n_0(T)$ computed by QMC at various temperatures, at saturated vapor pressure. Statistical errors are smaller than the size of the symbols. Solid line is a fit to the data obtained as described in the text.

computed for a single value of T (1 K).

Although the calculation of Ref. [6] and the one carried out in this work are based on the same methodology, they differ in some important aspects. The most obvious is that the current work benefits from more advanced computing equipment; in particular, the resources and time frame allocated to the work published 20 years ago did not allow for the same detailed study of the condensate fraction as a function of temperature presented here (at least not by simulating a system of the size considered here). Thus, the value of n_0^0 was inferred as explained above, i.e., by fitting the asymptotic behavior at long distance of the $n(r)$ computed at a *single temperature*. Specifically, the fit was performed for a system comprising $N = 1024$ atoms at temperature $T = 1$ K, assumed large and low enough that the Bogoliubov theory should hold. Based on the results obtained in this work, however, it seems that either or both assumptions may not have been entirely valid.

The question immediately arises of whether the data obtained here on a larger system size and lower temperature can be utilized to arrive at a more reliable estimation of n_0^0 , and possibly of the superfluid transition temperature T_c , at which *both* n_0 and ρ_S vanish. One approach which has been used, based on experimental measurements of $n_0(T)$, has consisted of fitting the data with the expression [40, 52]

$$n_0(T) = n_0^0 \left[1 - \left(\frac{T}{T_c} \right)^\gamma \right], \quad (2)$$

where n_0^0 , T_c and γ are fitting parameters. The motivation for making use of such an expression is that it is exact for the non-interacting Bose gas, in which case $\gamma = 3$; to our knowledge, it is *ad hoc*, i.e., it has no theoretical foundation for a strongly interacting Bose fluid such as ^4He . However, it provides a good fit to our data, as shown in Fig. 6; the values of the fitting parameters are $n_0^0 = 0.0715 \pm 0.0006$, $T_c = 2.24 \pm 0.02$ and $\gamma = 7.2 \pm 0.6$.

The most precisely and reliably determined of these parameters is n_0^0 , which is the best estimate we can offer of the condensate fraction in the ground state of superfluid ^4He , based on the results are presented here. Because $n_0(T)$ is essentially constant below 1.4 K, it can be confidently assumed that the value arising from the fit is robust, i.e., relatively insensitive to the details of the fitting form utilized (the same cannot be said of the other two fitting parameters). As mentioned, this estimate for n_0^0 is 12.5% below the indirect one of Ref. [6], but is entirely consistent with the most recent experimental estimates. It is also in agreement, taking into account combined statistical and systematic (finite size) uncertainties, with the QMC estimates at finite temperature of Ref. [29] and at zero temperature of Ref. [53], both the results of simulations of (an order of magnitude) smaller systems than that considered here.

Reasonably well determined is also the transition temperature T_c , whose value is above the experimentally known one as it should be expected, given the finite size of the system studied. This value is understandably quite sensitive to values of $n_0(T)$ in the vicinity of T_c , where finite-size effects are most important. The parameter γ , which unlike n_0^0 and T_c is not connected to any experimental quantity, is the least well determined, as it is quite sensitive to the behavior of $n_0(T)$ in the entire temperature range. Nevertheless, its value is in the same ballpark as in previous work, in which experimental estimates of $n_0(T)$ were used.

It should be stressed that the proper way to arrive at a robust estimation of the superfluid transition temperature is by performing rigorous finite size scaling analysis of results for the superfluid fraction (as shown in Ref. [6]), for which a reliable theory exists based on the winding number and its topological properties. Given that such a finite-size scaling analysis is often fairly onerous and/or impractical from the computational standpoint, the purpose of this study is to provide some quantitative measure of “how far” from the thermodynamic limit can be considered the results of a simulation of a system of size such as that utilized here. Altogether, it seems fair to state that they provide a reasonably accurate quantitative estimate of T_c , within the obvious limitation of using the empirical fitting form (2).

5 Conclusions

In this paper we present results of extensive numerical studies based on the continuous-space WA, of the low-temperature properties of the superfluid phase of ^4He at saturated vapor pressure. The purpose of this work is twofold; on the one hand, we provide accurate numerical results for energetics, structure and the superfluid properties of the system, that have not been published so far, at least not as comprehensively and on a system of the size considered in this work. Without exception, all available published results were obtained on systems too small (less than 100 atoms) to yield results reliably representative of the thermodynamic limit, or using ground state computational methodologies (e.g., DMC) long advertised as “exact” when in practice they are affected by now well-documented systematic errors associated to the finite population of random walkers, as well as by bias due to the use of a trial wave function. Indeed, just like in a previous study of the solid phase of ^4He [54], significant numerical differences are reported between the energy estimates obtained here and those published decades ago, based on, e.g., GFMC, and never revisited and/or revised. We also provide a revised estimate of the condensate fraction at $T = 0$, namely 0.0715 ± 0.0006 , which is in agreement with the most recent experimental data, albeit substantially lower than the most current existing estimate. We believe that the difference with previous calculations arises from the greater system size utilized in this work, as well as the fact that calculations at considerably lower temperature were carried out. The second goal is to assess quantitatively the present state of the art of QMC simulations for Bose systems, including the typical system size and temperature range that should be now regarded as *standard* in any comparable study. We offer results which will hopefully prove

useful benchmarks for researchers developing new theoretical methods for quantum many-body systems.

We have focused on quantities for which in principle exact numerical results can be provided, only affected by relatively small systematic and statistical errors. We have left out of this discussion quantities such as the dynamic structure factor, which in principle could be inferred by performing an inversion of QMC-computed imaginary-time correlations functions, but it seems fair to state that no well-defined procedure has been proposed yet to overcome the inherent ill-posedness of the problem. Interested readers are referred to Refs. [55, 56, 57].

This work was supported by the Natural Science and Engineering Research Council of Canada under grant RGPIN 2024-05664.

References

- [1] D. M. Ceperley and E. L. Pollock. Path-integral Computation of the Low-Temperature Properties of Liquid ^4He . *Phys. Rev. Lett.*, 56(4):351–354, 1986.
- [2] E. L. Pollock and D. M. Ceperley. Path-integral computation of superfluid densities. *Phys. Rev. B*, 36:8343–8352, 1987.
- [3] D. M. Ceperley and E. L. Pollock. Path-integral simulation of the superfluid transition in two-dimensional ^4He . *Phys. Rev. B*, 39(4):2084–2093, 1989.
- [4] R. P. Feynman and A. R. Hibbs. *Quantum Mechanics and Path Integrals*, chapter 10. McGraw-Hill, New York, 1965.
- [5] M. Boninsegni, N. Prokof'ev, and B. Svistunov. Worm Algorithm for Continuous-Space Path Integral Monte Carlo Simulations. *Phys. Rev. Lett.*, 96:070601, 2006.
- [6] M. Boninsegni, N. V. Prokof'ev, and B. V. Svistunov. Worm algorithm and diagrammatic monte carlo: A new approach to continuous-space path integral Monte Carlo simulations. *Phys. Rev. E*, 74:036701, 2006.
- [7] S. Saccani, S. Moroni, and M. Boninsegni. Phase diagram of soft-core bosons in two dimensions. *Phys. Rev. B*, 83(9):92506, 2011.
- [8] M. Boninsegni. Supersolid phases of cold atom assemblies. *J. Low Temp. Phys.*, 168(3-4):137–149, 2012.
- [9] Y. Kora and M. Boninsegni. Patterned supersolids in dipolar bose systems. *J. Low Temp. Phys.*, 197(5-6):337–347, 2019.
- [10] A. V. Filinov, N. V. Prokof'ev, and M. Bonitz. Berezinskii-kosterlitz-thouless transition in two-dimensional dipole systems. *Phys. Rev. Lett.*, 105(7):70401, 2010.
- [11] C. Zhang, B. Capogrosso-Sansone, M. Boninsegni, N. V. Prokof'ev, and B. V. Svistunov. Superconducting transition temperature of the bose one-component plasma. *Phys. Rev. Lett.*, 130(23):236001, 2023.
- [12] D. M. Ceperley. Path integrals in the theory of condensed helium. *Rev. Mod. Phys.*, 67(2):279–355, 1995.
- [13] R. J. Donnelly and C. F. Barenghi. The observed properties of liquid helium at the saturated vapor pressure. *J. Phys. Chem. Ref. Data*, 27(6):1217–1274, 1998.

- [14] M. Boninsegni and S. Moroni. Microscopic Calculation of Superfluidity and Kinetic Energies in Isotopic Liquid Helium Mixtures. *Phys. Rev. Lett.*, 78(9):1727–1730, 1997.
- [15] R. P. Feynman. Atomic theory of liquid helium near absolute zero. *Phys. Rev.*, 91(6):1301–1308, 1953.
- [16] J. Wilks. *The Properties of Liquid and Solid Helium*. Clarendon Press, Oxford, 1967.
- [17] M. H. Kalos, D. Levesque, and L. Verlet. Helium at zero temperature with hard-sphere and other forces. *Phys. Rev. A*, 9:2178–2195, 1974.
- [18] R. A. Aziz, V. P. S. Nain, J. S. Carley, W. L. Taylor, and G. T. McConville. An accurate intermolecular potential for helium. *The Journal of Chemical Physics*, 70(9):4330–4342, 1979.
- [19] W. Cencek, M. Jeziorska, O. Akin-Ojo, and K. Szalewicz. Three-body contribution to the helium interaction potential. *J. Phys. Chem. A*, 111(44):11311–11319, 2007.
- [20] L. M. Sesé. Real space triplets in quantum condensed matter: Numerical experiments using path integrals, closures, and hard spheres. *Entropy*, 22(12), 2020.
- [21] S. Moroni, F. Pederiva, S. Fantoni, and M. Boninsegni. Equation of state of solid ^3He . *Phys. Rev. Lett.*, 84:2650–2653, 2000.
- [22] S. Y. Chang and M. Boninsegni. Ab initio potentials and the equation of state of condensed helium at high pressure. *J. Chem. Phys.*, 115(6):2629–2633, 2001.
- [23] R. A. Aziz, A. R. Janzen, and M. R. Moldover. Ab initio calculations for helium: A standard for transport property measurements. *Phys. Rev. Lett.*, 74:1586–1589, Feb 1995.
- [24] F. Mezzacapo and M. Boninsegni. Superfluidity and quantum melting of $p\text{-H}_2$ clusters. *Phys. Rev. Lett.*, 97:045301, 2006.
- [25] F. Mezzacapo and M. Boninsegni. Structure, superfluidity, and quantum melting of hydrogen clusters. *Phys. Rev. A*, 75:033201, Mar 2007.
- [26] M. Boninsegni, L. Pollet, N. Prokof'ev, and B. Svistunov. Role of bose statistics in crystallization and quantum jamming. *Phys. Rev. Lett.*, 109:025302, 2012.
- [27] M. Boninsegni. Permutation sampling in Path Integral Monte Carlo. *J. Low Temp. Phys.*, 141(1-2):27–46, 2005.
- [28] Usually the total, rather than the kinetic energy is extrapolated, but the procedures are equivalent because the kinetic energy is by far the most important source of time step error, as shown in Table 1.
- [29] T. R. Prisk, M. S. Bryan, P. E. Sokol, G. E. Granroth, S. Moroni, and M. Boninsegni. The momentum distribution of liquid he-4. *Journal of Low Temperature Physics*, 189(3-4):158–184, 2017.
- [30] Extrapolation to the $\tau = 0$ limit can be carried out for the total energy, just as illustrated in Fig. 1 for the kinetic energy. In practice, the results for the total energy obtained with $\tau \leq \tau_c$ are indistinguishable within statistical uncertainties.

- [31] M. H. Kalos, M. A. Lee, and P. A. Whitlock. Modern potentials and the properties of condensed helium-four. *Phys. Rev. B*, 24(1):115–130, 1981.
- [32] J. Boronat and J. Casulleras. Monte carlo analysis of an interatomic potential for he. *Phys. Rev. B*, 49(13):8920–8930, 1994.
- [33] M. Boninsegni. Ground state phase diagram of parahydrogen in one dimension. *Phys. Rev. Lett.*, 111(23):235303, 2013.
- [34] S. Moroni and M. Boninsegni. Coexistence, interfacial energy, and the fate of microemulsions of 2d dipolar bosons. *Phys. Rev. Lett.*, 113(24):240407–240407, 2014.
- [35] S. Yu and M. Boninsegni. ^4He monolayer on graphene: a quantum monte carlo study. *Commun. Theor. Phys.*, 76(9):095701, 2024.
- [36] M. Boninsegni and S. Moroni. Population size bias in Diffusion Monte Carlo. *Phys. Rev. E*, 86:056712, 2012.
- [37] M. Boninsegni. Phase separation in mixtures of hard core bosons. *Phys. Rev. Lett.*, 87:087201, 2001.
- [38] J. S. Brooks and R. J. Donnelly. The observed properties of liquid helium at the saturated vapor pressure. *J. Phys. Chem. Ref. Data*, 27(6):1217–1274, 1998.
- [39] H. A. Mook. Neutron-scattering study of the momentum distribution of ^4He . *Phys. Rev. Lett.*, 32:1167–1170, 1974.
- [40] V. F. Sears, E. C. Svensson, P. Martel, and A. D. B. Woods. Neutron-scattering determination of the momentum distribution and the condensate fraction in liquid ^4He . *Phys. Rev. Lett.*, 49:279–282, 1982.
- [41] R. T. Azuah, W. R. Stirling, H. R. Glyde, M. Boninsegni, P. E. Sokol, and S. M. Bennington. Condensate and final-state effects in superfluid ^4He . *Phys. Rev. B*, 56(22):14620–14630, 1997.
- [42] H. R. Glyde, R. T. Azuah, and W. G. Stirling. Condensate, momentum distribution and final-state effects in liquid helium-four. *Phys. Rev. B*, 62(21):14337–14349, 2000.
- [43] H. R. Glyde, S. O. Diallo, R. T. Azuah, O. Kirichek, and J. W. Taylor. Atomic momentum distribution and Bose-Einstein condensation in liquid ^4He under pressure. *Phys. Rev. B*, 84:184506, 2011.
- [44] K. Beauvois, J. Dawidowski, B. Fåk, H. Godfrin, E. Krotscheck, J. Ollivier, and A. Sultan. Microscopic dynamics of superfluid ^4He : A comprehensive study by inelastic neutron scattering. *Phys. Rev. B*, 97:184520, 2018.
- [45] M. Przybytek, W. Cencek, B. Jeziorski, and K. Szalewicz. Pair potential with submillikelvin uncertainties and nonadiabatic treatment of the halo state of the helium dimer. *Phys. Rev. Lett.*, 119:123401, 2017.
- [46] M. Boninsegni, C. Pierleoni, and D. M. Ceperley. Isotopic shift of helium melting pressure: Path integral monte carlo study. *Phys. Rev. Lett.*, 72(12):1854–1857, 1994.

- [47] H. N. Robkoff and R. B. Hallock. Structure-factor measurements in ^4He as a function of density. *Phys. Rev. B*, 25:1572–1588, 1982.
- [48] E. C. Svensson, V. F. Sears, A. D. B. Woods, and P. Martel. Neutron-diffraction study of the static structure factor and pair correlations in liquid he-4. *Phys. Rev. B*, 21(8):3638–3651, 1980.
- [49] B. V. Svistunov, E. S. Babaev, and N. V. Prokof'ev. *Superfluid States of Matter*. CRC Press, Boca Raton, first edition, 2015.
- [50] Generally speaking, in the $T \rightarrow 0$ limit the computed $n(r)$ is independent of system size, within statistical uncertainties. The greater the system size, the higher the temperature for which the computed $n(r)$ can be observed to plateau at large distances, i.e., for which an estimate of the condensate fraction $n_0(T)$ can be obtained.
- [51] W. M. Snow, Y. Wang, and P. E. Sokol. Density and Temperature Dependence of the Condensate Fraction in Liquid ^4He . *Europhys. Lett.*, 19(5):403, 1992.
- [52] H. R. Glyde. Bose-Einstein Condensation Measurements and Superflow in Condensed Helium. *J. Low Temp. Phys.*, 172:364, 2013.
- [53] S. Moroni and M. Boninsegni. Condensate Fraction in Liquid ^4He . *J. Low Temp. Phys.*, 136(3/4):129–137, 2004.
- [54] M. Boninsegni. The Solid Phase of ^4He : A Monte Carlo Simulation Study. *Entropy*, 25(8):1114, 2023.
- [55] M. Boninsegni and D. M. Ceperley. Density fluctuations in liquid ^4He . Path integrals and maximum entropy. *J. Low Temp. Phys.*, 104(5-6):339–357, 1996.
- [56] E. Vitali, M. Rossi, L. Reatto, and D. E. Galli. Ab initio low-energy dynamics of superfluid and solid ^4He . *Phys. Rev. B*, 82(17):174510–174510, 2010.
- [57] Y. Kora and M. Boninsegni. Dynamic structure factor of superfluid he-4 from quantum monte carlo: Maximum entropy revisited. *Phys. Rev. B*, 98(13):134509–134509, 2018.