

MiniVLA-Nav v1: A Multi-Scene Simulation Dataset for Language-Conditioned Robot Navigation

Ali Al-Bustami

Jaerock Kwon

Abstract—We present MiniVLA-Nav v1, a simulation dataset for *Language-Conditioned Object Approach* (LCOA) navigation: given a short natural-language instruction, an NVIDIA Nova Carter differential-drive robot must navigate to the named object and stop within 1 m across four photorealistic Isaac Sim environments (Office, Hospital, Full Warehouse, and Warehouse with Multiple Shelves). Each of the 1 174 episodes pairs an instruction with synchronized 640×640 RGB images, metric depth maps (float32, metres), and instance segmentation masks, together with continuous (v, ω) and 7×7 tokenized expert action labels recorded at 60 Hz from a vision-based proportional controller. Trajectory diversity is ensured through three spawn-distance tiers (near: 1.5–3.5 m, mid: 3.5–7.0 m, far: global curated points; Pearson $r = 0.94$ between spawn distance and trajectory length), 12 object categories, 18 training templates, and 12 paraphrase-ODD templates. Five evaluation splits support in-distribution accuracy, template-paraphrase robustness, and OOD object-category benchmarking. The dataset is publicly available at <https://huggingface.co/datasets/alibustami/miniVLA-Nav>.

Index Terms—robot navigation, imitation learning, simulation dataset, language grounding, vision-language-action model, Isaac Sim, Nova Carter, behavior cloning, differential-drive robot, object approach

I. INTRODUCTION

Teaching robots to follow natural-language navigation instructions is a foundational challenge in embodied AI. Recent vision-language-action (VLA) models [1]–[3] demonstrate that language-conditioned policies can be trained end-to-end from large demonstration datasets, yet acquiring diverse, high-quality robot demonstrations at scale remains expensive and logistically difficult in the real world.

Simulation offers a practical remedy: physics-faithful environments generate demonstrations at zero marginal cost with perfect ground-truth annotation. However, existing datasets have key gaps: continuous-action navigation datasets with dense per-step expert labels remain rare [4]; large-scale object-goal navigation benchmarks use discrete panoramic actions rather than differential-drive control [5]; and language-annotated demonstration datasets target tabletop manipulation rather than wheeled navigation [6]. Critically, no publicly available dataset combines *multiple indoor scene types, continuous differential-drive expert actions, language instructions, and multi-modal per-step observations* (RGB + depth + segmentation) in a single collection.

Department of Electrical and Computer Engineering, University of Michigan-Dearborn, Dearborn, USA. Email: {abustami, jrkwon}@umich.edu.

This paper introduces **MiniVLA-Nav v1**, a dataset designed for the *Language-Conditioned Object Approach* (LCOA) task: given a short natural-language instruction and front RGB-D observations, a differential-drive robot must navigate to the named object and stop within 1 m. Our primary contributions are:

- 1) A **scalable, resumable data-generation pipeline** built on NVIDIA Isaac Sim 5.1, automating scene loading, tiered spawn sampling, expert rollout, and structured episode archiving with full reproducibility from a single random seed.
- 2) **Four indoor scenes** spanning office, hospital, and warehouse domains, with 12 object categories, three spawn-distance tiers, and per-scene seen/held-out category configurations.
- 3) **Multi-modal per-timestep observations**: synchronized 640×640 RGB images, metric depth maps (float32, metres), and instance segmentation masks, paired with continuous (v, ω) and 7×7 discretized action tokens.
- 4) **Five evaluation splits** supporting in-distribution accuracy, template-paraphrase OOD robustness, and OOD object-category generalization, with curated heldout categories per scene.
- 5) **Comprehensive dataset statistics** characterizing trajectory length, spawn distance, tier difficulty, instruction template coverage, and object frequency across 1,174 validated episodes.

This paper releases the dataset, generation pipeline, and evaluation tooling; training baselines will appear in a companion publication.

II. RELATED WORK

A. Vision-and-Language Navigation

Anderson *et al.* [7] introduced Room-to-Room (R2R), requiring agents to follow multi-step instructions in panoramic indoor environments; follow-up work extended this to continuous action spaces [4] and outdoor scenes [8]. Gu *et al.* [9] survey the full VLN landscape and identify single-step approach tasks with dense action labels as an under-explored regime — the gap MiniVLA-Nav directly targets. MiniVLA-Nav is complementary to multi-step VLN: it focuses on the *approach* sub-problem with continuous differential-drive control and dense per-step imitation labels.

TABLE I
COMPARISON WITH RELATED DATASETS

Dataset	Sim?	Action	Lang.	Scenes	OOD splits
R2R [7]	✗	Discrete	✓	90	✗
VLN-CE [4]	✓	Cont.	✓	1	✗
ObjectNav [11]	✓	Discrete	✗	1	✗
ALFRED [6]	✓	Discrete	✓	1	✗
MiniVLA-Nav v1 (ours)	✓	Cont.	✓	4	✓

B. Simulated Robot Datasets

The Habitat platform [10] provides large-scale rearrangement and navigation benchmarks with discrete panoramic actions; continuous-action extensions [4] exist but lack language conditioning and multi-scene diversity. The ObjectNav benchmark [11] targets object-goal finding using discrete panoramic actions without language instructions; Chaplot et al. [5] extend it with semantic exploration but still use discrete actions. ALFRED [6] provides language-annotated demonstrations but targets tabletop manipulation in static scenes, not mobile navigation. RoboVQA [12] and OpenX [13] aggregate large real-robot datasets but lack systematic OOD evaluation splits and are focused on manipulation rather than wheeled navigation. MiniVLA-Nav v1 addresses the specific gap of multi-scene, continuous-action, language-conditioned wheeled-navigation demonstrations with structured OOD evaluation.

C. Language-Conditioned Control

RT-2 [1] and OpenVLA [2] show that VLA models fine-tuned on imitation data can follow novel instructions zero-shot, but both target tabletop manipulation. To our knowledge, MiniVLA-Nav v1 is the first dataset combining multiple indoor scene types, continuous differential-drive expert trajectories, multi-modal per-step observations, and language conditioning with systematic OOD evaluation splits.

Table I positions MiniVLA-Nav v1 against representative prior datasets on key dimensions.

III. TASK DEFINITION

A. Language-Conditioned Object Approach (LCOA)

Given a natural-language instruction ℓ and a stream of front-facing observations $o_t = (\mathbf{I}_t^{\text{RGB}}, \mathbf{D}_t)$, the robot must output a sequence of actions $a_t = (v_t, \omega_t)$ such that

$$\|p_T - p_g\| \leq r_{\text{success}} = 1.0 \text{ m}, \quad (1)$$

where p_T is the robot position at termination and p_g is the 3-D centroid of the target object bounding box.

Episode termination occurs on one of three conditions:

- *Success*: robot within r_{success} and stationary for ≥ 5 consecutive steps (stopped-hold criterion).
- *Collision*: robot commanded forward but makes no progress for ≥ 16 consecutive steps with a near obstacle (stall detection).
- *Timeout*: maximum $T_{\text{max}} = 1000$ steps reached without success.

Only successful episodes are retained in the released dataset.

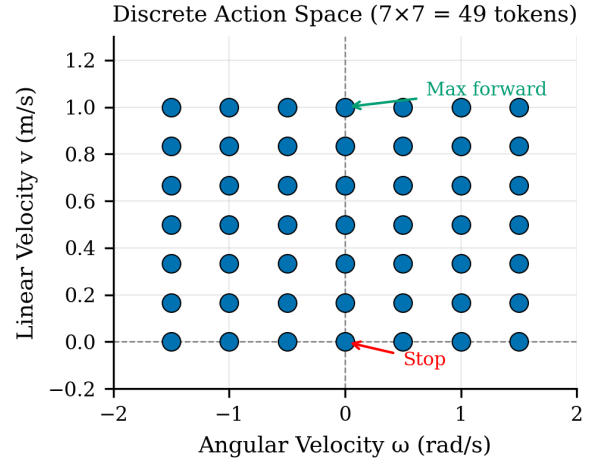


Fig. 1. Discrete 7x7 action space. Each grid point is one valid (v, ω) token. The origin (stop) and maximum-forward tokens are annotated.

B. Action Space

The continuous action is $(v, \omega) \in [0, 1] \text{ m/s} \times [-1.5, 1.5] \text{ rad/s}$. For VLA-style token prediction, each dimension is quantized to 7 uniform bins, yielding a $7 \times 7 = 49$ -token joint action vocabulary (Fig. 1).

IV. DATA COLLECTION PIPELINE

A. Simulation Environment

All data were collected in NVIDIA Isaac Sim 5.1 (release 5.1.0-rc.19), which provides GPU-accelerated rigid-body physics (PhysX), photorealistic rendering (RTX), and a Python API for programmatic scene control. The physics time step is $\Delta t = 1/60 \text{ s}$, so the expert controller and sensor observations operate at **60 Hz**.

B. Robot Platform

We use the **NVIDIA Nova Carter**, a differential-drive platform with a 0.52 m wheelbase and 0.14 m wheel radius. The onboard front-facing stereo camera (`front_hawk/right`) is configured at 640x640 pixels and provides synchronized RGB, distance-to-image-plane depth (float32, metres), and instance segmentation frames at every simulation step.

C. Scene Catalog and Target Discovery

Four scene USDs from the Isaac Assets library are used (Table II). At the first episode of each scene, the USD stage is traversed to discover navigable targets by matching prim names against 12 category rules (`chair`, `sofa`, `table`, `monitor`, `plant`, `trash_can`, `fire_extinguisher`, `whiteboard`, `shelf`, `rack`, `barrel`, `crate`). Discovered targets and their 3-D bounding-box centroids are cached in per-scene `targets_<scene>.yaml` files.

TABLE II
SCENE CONFIGURATION

Scene	Seen cats.	Held-out cats.
Office	chair, sofa, table, monitor, plant, trash_can	fire_ext., whiteboard
Hospital	chair, trash_can	fire_ext., whiteboard
Full Warehouse	shelf, rack	barrel, crate
Warehouse (Multi-Shelf)	shelf, rack	barrel, crate
12 categories total		

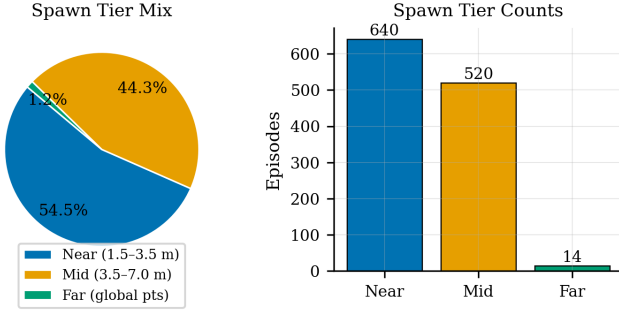


Fig. 2. Spawn-tier distribution. The current 1174-episode snapshot contains 640 near-tier (54.5%), 520 mid-tier (44.3%), and 14 far-tier (1.2%) episodes. Far-tier remains under-represented because global spawn-point files cover only a subset of scenes and floor positions.

D. Tiered Spawn Sampling

A key design choice in v1 is *tiered spawn sampling* to ensure diversity in navigation difficulty (Fig. 2). Each episode independently samples one of three tiers:

- **Near** (30%): spawn uniformly at distance $r \sim \mathcal{U}(1.5, 3.5)$ m from the target, facing roughly toward it with $\pm 25^\circ$ heading noise.
- **Mid** (40%): same procedure with $r \sim \mathcal{U}(3.5, 7.0)$ m.
- **Far** (30%): sample from a precomputed set of global valid floor positions (validated via displacement check after physics warmup), with uniform random heading.

After placement, spawn validity is confirmed by measuring robot displacement from the intended position after three warmup steps; positions with displacement > 0.08 m are retried up to 8 times.

E. Language Instruction Generation

Instructions are generated by filling slot templates with target category names and optional color attributes. Table III lists the 18 training and 12 OOD templates. At each episode, a template is sampled uniformly from the pool appropriate to the episode’s split; color-slot templates (those containing {color}) are excluded when the target has no color annotation. In the current v1 release, *all* targets carry `color="unknown"` because the USD assets do not expose material-color attributes through a standard prim API; consequently, color-slot templates are suppressed for every episode and Fig. 12 reflects the usage of non-color templates only. A mesh-based dominant-color extraction step is planned for v1.1.

TABLE III
COMPLETE LANGUAGE TEMPLATE INVENTORY

ID	Pool	Template
T1	Train	“Go to the {object}.”
T2	Train	“Drive to the {object} and stop.”
T3	Train	“Approach the {object}.”
T4	Train	“Move toward the {object}.”
T5	Train	“Navigate to the {object}.”
T6	Train	“Go to the {color} {object}.” [†]
T7	Train	“Drive to the {color} {object} and stop.” [†]
T8	Train	“Approach the {color} {object}.” [†]
T9	Train	“Head to the {object}.”
T10	Train	“Move to the {object} and halt.”
T11	Train	“Go to the {object} in front of you.”
T12	Train	“Drive toward the {object} until you reach it.”
T13	Train	“Get to the {object}.”
T14	Train	“Your destination is the {object}.”
T15	Train	“Locate the {object} and stop in front of it.”
T16	Train	“Go over to the {color} {object}.” [†]
T17	Train	“Move all the way to the {object}.”
T18	Train	“Stop next to the {object}.”
O1	Paraphrase-OOD	“Make your way to the {object}.”
O2	Paraphrase-OOD	“Proceed to the {object}.”
O3	Paraphrase-OOD	“Find the {object} and come to a stop.”
O4	Paraphrase-OOD	“Roll over to the {color} {object}.” [†]
O5	Paraphrase-OOD	“Go straight to the {object}.”
O6	Paraphrase-OOD	“Close in on the {object}.”
O7	Paraphrase-OOD	“Reach the {object} and stop there.”
O8	Paraphrase-OOD	“Move until you’re beside the {object}.”
O9	Paraphrase-OOD	“Find your way to the {object}.”
O10	Paraphrase-OOD	“Head toward the {color} {object} and stop.” [†]
O11	Paraphrase-OOD	“Get closer to the {object}.”
O12	Paraphrase-OOD	“Park next to the {object}.”

[†]Color-slot templates; suppressed in v1 (all targets have `color=unknown`). Active pool: 13 train + 10 paraphrase-OOD.

F. Expert Controller

The expert is a *proportional controller* that uses pixel-level target visibility from the instance segmentation mask. When the target subtends ≥ 32 pixels:

$$\omega_t = \text{clamp}\left(-k_\omega \frac{c_x - W/2}{W/2}, \omega_{\min}, \omega_{\max}\right), \quad (2)$$

$$v_t = \text{clamp}\left(k_v (\hat{d}_t - r_{\text{success}}), 0, v_{\max}\right), \quad (3)$$

where c_x is the target mask centroid column, $W = 640$, \hat{d}_t is the *median* depth (metres) sampled over all target mask pixels (a robust estimate of object distance), $k_\omega = 1.4 \text{ rad}^{-1}$, and $k_v = 0.7 \text{ s}^{-1}$. When the target is not visible, the controller uses a bearing-only proportional law computed from the known goal position:

$$\omega_t = \text{clamp}(k_\omega \Delta\psi_t, \omega_{\min}, \omega_{\max}), \quad (4)$$

$$v_t = \text{clamp}(k_v d_t, 0, v_{\max}), \quad (5)$$

where $\Delta\psi_t$ is the heading error and d_t is the Euclidean distance to the goal. An obstacle-avoidance layer clamps v when depth in the central foreground crop (rows 55–95%, cols 25–75%) falls below 0.25 m.

TABLE IV
EPISODE DIRECTORY STRUCTURE

File	Shape / Format	Description
rgb_front/{t}.png	640×640×3, uint8	Front RGB
depth_front/{t}.npy	640×640, float32	Depth (m)
seg_front/{t}.png	640×640, uint16	Instance seg.
actions_continuous.npy	T×2, float32	(v_t, ω_t)
actions_tokens.npy	T×2, int16	Discretized tokens
poses.npy	T×7, float32	($x, y, z, q_w, q_x, q_y, q_z$)
meta.json	JSON	Episode metadata

TABLE V
EPISODES PER SCENE

Scene	Episodes	Mean TL (m)
Office	700	2.66
Hospital	52	2.73
Full Warehouse	354	2.83
Warehouse (Multi-Shelf)	68	3.15
Total	1174	2.74

G. Episode Archiving

Each successful episode is stored in a self-contained directory `episodes/ep_{N:06d}/` with the structure in Table IV. Fig. 3 shows representative RGB frames from all four scenes across eight object categories. A `meta.json` sidecar records the full episode configuration: scene path, robot and camera configuration, target prim path, goal centroid, instruction text and template ID, spawn tier and distance, rollout statistics, and ISO-8601 UTC timestamp.

V. DATASET STATISTICS

A. Collection Status

Table V summarises the collection status. A total of 1174 episodes have been validated across all four scenes, with the Office scene fully complete at its 700-episode budget.

Expert success rate. Only successful episodes are retained; failed attempts are discarded. The proportional expert’s attempt-to-success rate varies by scene: the open-plan Office achieves ~80–90%, while the Full Warehouse and Hospital yield ~40–60% due to narrow corridors triggering stall detection. A pre-generation expert acceptance gate (pilot run of 50 episodes per scene, requiring $\geq 80\%$ SR before full generation) was applied and passed for the Office scene; the warehouse and hospital scenes proceeded on a best-effort basis given the controller’s structural limitations. These rates introduce a selection bias toward unobstructed approach paths; future work will address this with a path-planning expert.

Fig. 4 shows the curated spawn-point distributions for each scene.

B. Split Distribution

Episodes are assigned to one of five splits with ratios 60/10/10/10/10 per scene:

- `train_id` (716): seen objects, seen templates.

TABLE VI
ROLLOUT STATISTICS PER SPLIT (MEAN / MEDIAN)

Split	N	NE (m)	TL mean	TL med.	Steps mean / med.
<code>train_id</code>	716	0.967	2.70	2.35	195.9/173
<code>val_id</code>	114	0.969	2.93	2.70	211.1/197
<code>test_id</code>	121	0.967	2.85	2.34	210.9/172
<code>test_paraphrase_ood</code>	122	0.965	2.87	2.39	223.3/195
<code>test_ood_obj</code>	101	0.969	2.54	2.24	186.0/170
Overall	1174	0.967	2.74	2.38	200.9/177

- `val_id` (114): seen objects, seen templates (validation).
- `test_id` (121): seen objects, seen templates (held-out test).
- `test_paraphrase_ood` (122): seen objects, *paraphrase templates*. These are syntactic reformulations of training templates, not semantically out-of-distribution instructions.
- `test_ood_obj` (101): *heldout object categories*, seen templates.

Fig. 5 shows the scene-stratified split breakdown.

C. Object Category Distribution

Fig. 6 shows the category histogram. Office-scene objects (monitor, trash_can, table, chair) dominate the current snapshot because the office budget is furthest along. Held-out categories (fire_extinguisher, whiteboard, barrel, crate) appear exclusively in OOD-object splits.

D. Trajectory Statistics

Fig. 7 shows the trajectory-length distribution. The distribution is heavily right-skewed: most episodes (near and mid tiers, 54.5% and 44.3% respectively) produce trajectories of 0.5–5 m, with a long tail extending to ~10 m driven by far-spawned and warehouse episodes. Table VI reports per-split rollout statistics.

Navigation Error (NE) is defined as the Euclidean distance from the robot’s final pose to the target centroid. Because all retained episodes are successful, NE is constrained below the 1.0 m success radius; the mean of 0.967 m indicates the robot typically stops very close to the boundary, which is expected given the stop-hold criterion activating at exactly r_{success} .

Fig. 8 shows the cumulative distribution of NE per scene, confirming tight clustering just below the 1 m threshold across all scenes.

E. Episode Length Distribution

Fig. 9 shows per-scene episode-length box plots. Full Warehouse has the longest median episode length (207 steps) due to its larger floor area requiring longer navigation paths, followed by Warehouse (Multi-Shelf) at 189 steps whose cluttered shelf geometry adds maneuvering overhead. The Office and Hospital scenes are more open with median lengths of 156 and 160 steps respectively.

Sample RGB Observations from MiniVLA-Nav v1




Fig. 3. Sample front-facing RGB observations from MiniVLA-Nav v1. Each panel shows a representative frame with the target category (bold, colour-coded by scene) and the episode instruction (italic). **Office** (blue, top row): monitor, table, chair, trash can. **Bottom row**: rack, crate, barrel (Full Warehouse) and fire extinguisher (Office, held-out category). All images are 640×640 pixels captured by the Nova Carter front stereo camera under Isaac Sim RTX rendering.

F. Spawn Distance and Trajectory Length

Fig. 11 shows a strong correlation between spawn distance and trajectory length ($r = 0.94$, 95% CI: [0.93, 0.95], $p < 0.001$, $N = 1174$, slope ≈ 1.00 m/m). The near-unit slope is consistent with the expert following a near-straight path toward the target — a result of the proportional controller’s design. Rather than evidence of “difficulty diversity,” this high r confirms *expert navigation efficiency*: the robot travels approximately as far as required by the spawn distance with minimal detour. This implies that near/mid/far tiers produce systematically different episode lengths, which is the intended training-difficulty signal.

Table VII and Fig. 10 quantify this: far-tier episodes are on average $2.9\times$ longer than near-tier (4.46 m vs. 1.56 m mean TL) and take $3.2\times$ more steps (415 vs. 129), confirming the tiers produce measurably different navigation challenges even under the current expert.

G. Language Template Coverage

Fig. 12 shows per-template episode counts. Non-color training templates are uniformly covered (within sampling noise); color-slot templates (T6, T7, T8, T16) have exactly zero instances because all targets carry `color=unknown` in this release. Paraphrase-OOD templates appear only in `test_paraphrase_ood` splits.

TABLE VII
ROLLOUT STATISTICS BY SPAWN TIER

Tier	N	Mean NE (m)	Mean TL (m)	Mean Steps
Near (1.5–3.5 m)	640	0.967	1.56	128.5
Mid (3.5–7.0 m)	520	0.967	4.14	284.3
Far (global pts)	14	0.970	4.46	414.6
All	1174	0.967	2.74	200.9

VI. INTENDED USE AND BASELINES

A. Intended Use Cases

MiniVLA-Nav v1 is designed to support:

- **Imitation learning / behavior cloning**: continuous or tokenized action regression from $(o_t, \ell) \mapsto a_t$.
- **VLA fine-tuning**: language-conditioned navigation policies fine-tuned from large pretrained VLMs.
- **OOD generalization research**: systematic study of how well models transfer to unseen instruction phrasings (`test_paraphrase_ood`) and unseen object categories (`test_ood_obj`).
- **Sim-to-real transfer**: data collected with a real Nova Carter CAD model can be used to bootstrap real-robot policies.

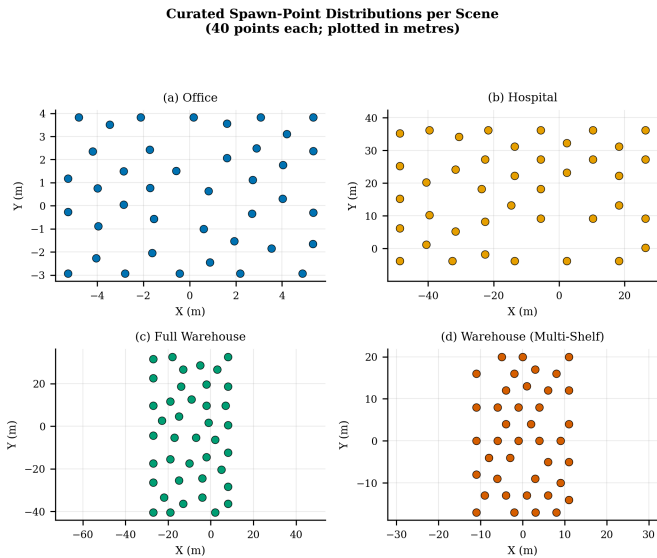


Fig. 4. Curated spawn-point distributions (40 points each) per scene. Each point marks a validated floor position confirmed free of collision after a 3-step physics warmup. The Office scene uses cm-scale USD units (values converted to metres for display); other scenes use metre units directly.

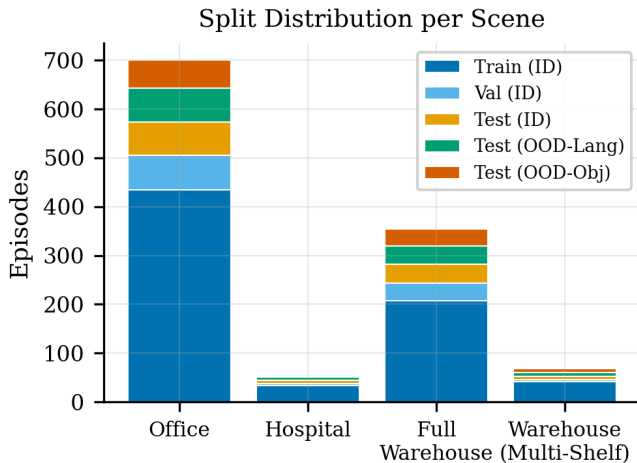


Fig. 5. Episode split distribution per scene. Train-ID dominates each scene (60%), with four equal-weight evaluation splits covering in-distribution and OOD conditions.

B. Suggested Evaluation Metrics

- **Success Rate (SR)**: fraction of test episodes where the model brings the robot within 1.0 m of the goal and stops.
- **Navigation Error (NE)**: mean Euclidean distance from terminal pose to goal centroid.
- **Oracle Progress (OP)**: fraction of spawning distance covered toward the goal.
- **Collision Rate**: fraction of episodes terminated by stall detection.

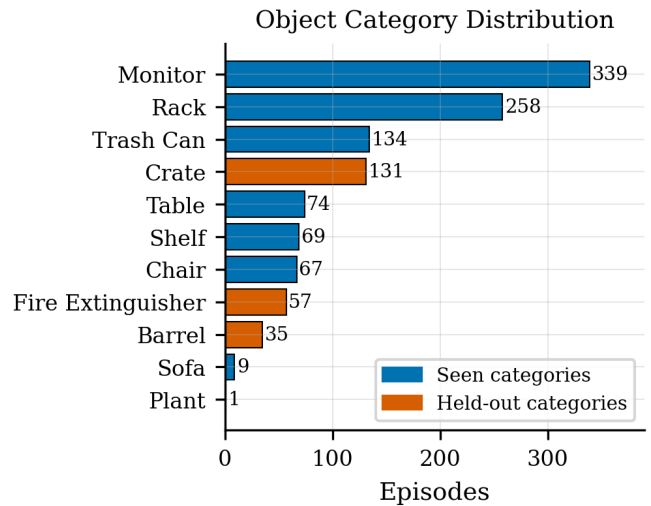


Fig. 6. Object category distribution across 1174 episodes. Blue bars: seen training categories. Red bars: held-out OOD-object categories. Monitor leads with 339 episodes (office scene); rack contributes 258 episodes from the warehouse scenes.

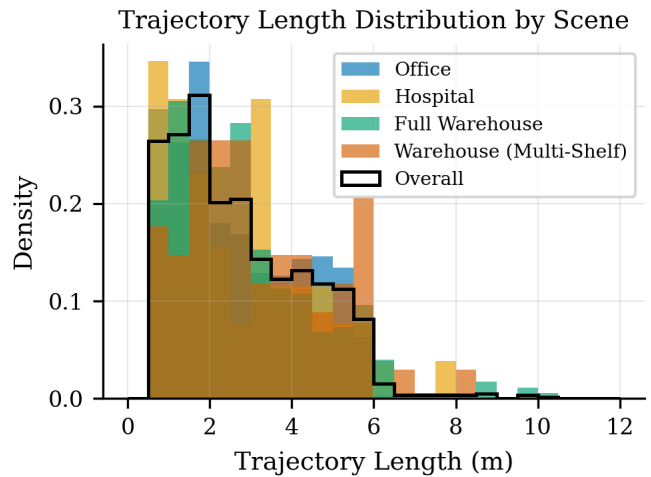


Fig. 7. Trajectory length distributions per scene. The overall distribution (black step curve) peaks near 0.5–2m (near-tier) with a long right tail up to ~ 10 m (mid/far tiers), driven by the three spawn tiers and varying scene geometries.

C. Baseline Expectations and Evaluation Notes

Because all retained episodes are expert demonstrations ($SR = 100\%$), a naive *open-loop playback* baseline achieves $SR \approx 0$ due to compounding errors from the first mis-prediction. A natural evaluation ladder:

- 1) **BC baseline**: ResNet encoder + LSTM over instruction tokens regressing continuous (v, ω) . We expect SR on `test_id` to be substantially below the expert due to compounding errors, with further drops on OOD splits.
- 2) **Language-ablation baseline**: same architecture with a randomised or incorrect instruction. This baseline isolates how much SR is attributable to visual homing vs.

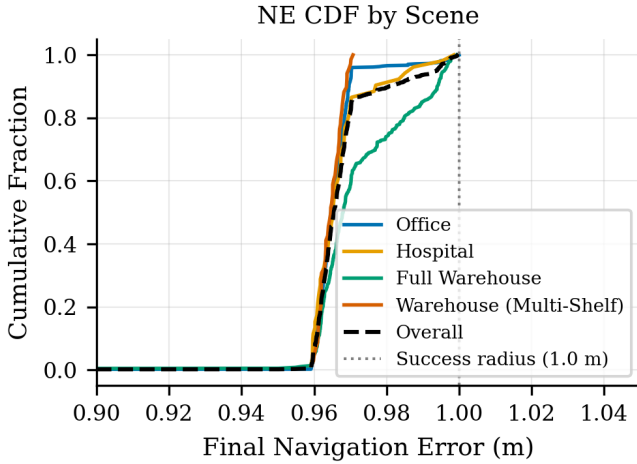


Fig. 8. CDF of final navigation error (NE) per scene across 1 174 episodes. All successful episodes fall within 1.0 m (dashed vertical line). The tight cluster at 0.96–0.97 m reflects the stop-hold controller halting at the success boundary.

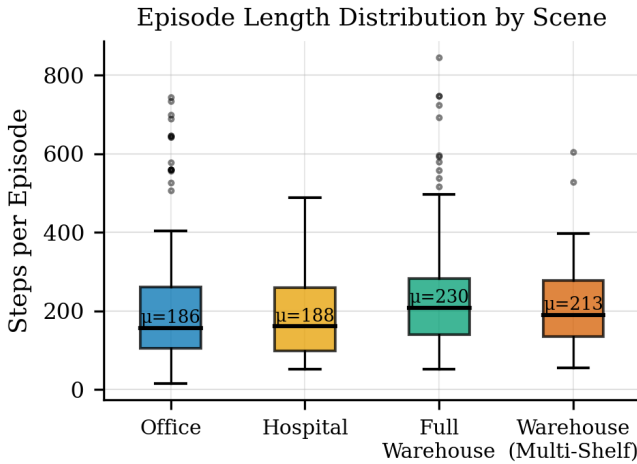


Fig. 9. Episode length (steps) by scene. Box: interquartile range; whiskers: 1.5×IQR; dots: outliers; μ : mean. The warehouse environments require more steps due to denser obstacle fields.

genuine instruction following. A large gap between the language-conditioned and language-ablated SR validates that the dataset exercises language grounding.

- 3) **VLA fine-tuning**: fine-tuning a pretrained VLM on the tokenized action stream.

Full training results for all three baselines are reserved for the companion training paper.

VII. REPRODUCIBILITY AND DATA AVAILABILITY

A. Generation Reproducibility

All stochasticity in the generation pipeline is seeded through a single top-level random seed ($seed = 42$) passed to Python’s `random.Random` and NumPy’s `random` routines. The generator script records the Git commit hash and Isaac

Spawn Tier vs. Navigation Difficulty

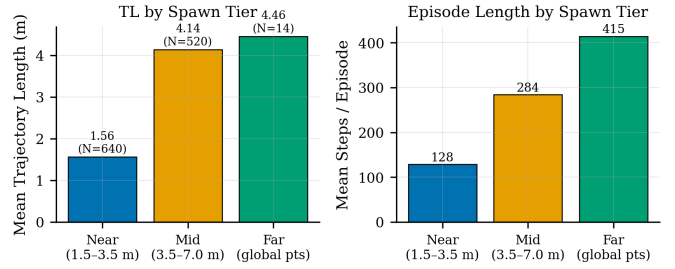


Fig. 10. Mean trajectory length and episode-length steps by spawn tier. Far-tier episodes are 2.9× longer in TL and 3.2× longer in steps than near-tier, confirming the tiers produce meaningfully different navigation challenges. Far-tier $N=14$ is low; this will improve as global spawn-point coverage expands.

Spawn Distance vs. Trajectory Length

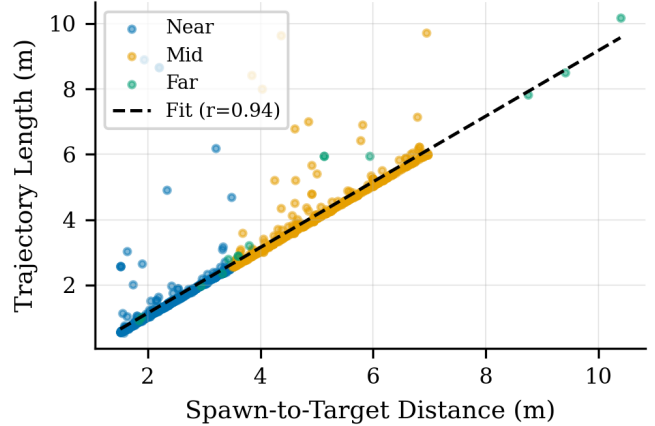


Fig. 11. Spawn distance vs. trajectory length, coloured by spawn tier. A linear fit (dashed) has slope ≈ 1.00 m/m and Pearson $r = 0.94$, reflecting near-direct proportionality between spawn distance and travel distance.

Sim version in every `dataset_meta.json`, ensuring bit-for-bit reproducibility of the dataset given the same simulator installation.

B. Data Availability

The dataset is publicly available on HuggingFace at <https://huggingface.co/datasets/alibustami/miniVLA-Nav>. Episodes can be iterated with standard Python filesystem APIs; the directory structure is self-documenting as described in Table IV.

C. Ethics and Data Use

MiniVLA-Nav v1 is entirely synthetic simulation data with no personally identifiable information, human subjects, or sensitive content. The Nova Carter robot USD model and the Isaac Sim environment assets are used under the NVIDIA Omniverse License Agreement.

VIII. LIMITATIONS AND FUTURE WORK

Far-tier underrepresentation. Only 14 of 1 174 episodes (1.2%) are far-tier because the curated global spawn-point files cover only a subset of floor positions per scene. Running an

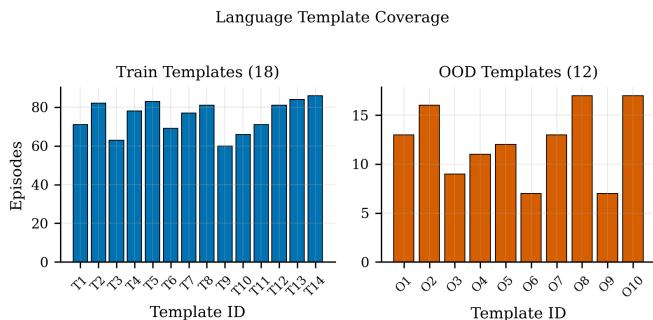


Fig. 12. Episode count per language template. Train templates (T1–T18, left) and paraphrase-OOD templates (O1–O12, right). Color-slot templates (T6–T8, T16, O4, O10) have zero instances because all targets carry `color=unknown` in this release.

expanded spawn-point survey for the warehouse scenes and rerunning with `-resume` will correct this imbalance.

Color annotation. All targets carry `color = "unknown"` because the Isaac Sim assets do not expose material-color attributes through a standard USD API. As a result, all color-slot templates are suppressed in the current release, effectively reducing the training template pool from 18 to 13 active templates and the OOD pool from 12 to 10. Future work will add mesh-based dominant-color extraction to unlock the full template diversity.

Expert quality and selection bias. The proportional controller is near-optimal in open-plan spaces but struggles with sharp corners and narrow doorways, leading to substantially lower attempt-to-success rates in hospital and warehouse scenes. This introduces a selection bias: the collected episodes disproportionately represent unobstructed approach paths. A path-planning expert (e.g., RRT* on a precomputed occupancy grid) would broaden coverage and yield more naturalistic avoidance trajectories.

Category imbalance. Three categories (monitor 28.9%, rack 22.0%, crate 11.2%) account for 62.1% of episodes. This imbalance arises because the Office scene (700 episodes, monitor-dense) completed first. When training on the current snapshot, a model that learns a category-specific visual homing strategy may score higher than one that generalises across categories. Future collection will reduce this skew through proportional per-scene sampling, and the language-ablation baseline (§VI) will help diagnose whether SR gains stem from visual homing or instruction following.

Obstacle avoidance parameters. The foreground crop for obstacle detection (rows 55–95%, cols 25–75%) was chosen to correspond to the robot’s physical collision zone at typical navigation speeds (0.3–0.7 m/s). The 5th-percentile depth threshold (0.25 m) and avoidance velocity cap were hand-tuned; a systematic parameter search may improve warehouse-scene SR.

Sim-to-real domain gap. Three key gaps affect transfer from MiniVLA-Nav v1 to a real Nova Carter: (1) *visual appearance* — RTX-rendered RGB differs from real camera output in texture sharpness and lighting; (2) *depth accuracy* — ideal

simulation depth lacks the quantization noise and reflectance artifacts of the physical Hawk stereo camera; and (3) *floor dynamics* — PhysX rigid-body simulation does not model real floor surface variation, wheel slip, or vibration. Domain randomization and real-to-sim adaptation are necessary next steps before deploying a policy trained solely on MiniVLA-Nav v1.

Static scenes. All objects are static; future versions should include dynamic obstacles (moving persons, mobile robots) to train collision avoidance more robustly.

Single-camera modality. Only the front-right stereo camera is used. Incorporating 360° panoramic inputs or lidar could support richer environmental understanding.

IX. CONCLUSION

We presented MiniVLA-Nav v1, a multi-scene simulation dataset for language-conditioned wheeled robot navigation targeting the LCOA task. With 1174 episodes across four photorealistic Isaac Sim scenes, 12 object categories, 30 language templates, and three spawn-distance tiers, the dataset provides multi-modal per-step observations and structured OOD evaluation splits for systematic VLA research.

Three design properties are validated by the 1,174-episode snapshot: (1) the expert navigates efficiently ($r = 0.94$ between spawn distance and TL, slope ≈ 1.00 m/m), producing a clean difficulty signal for the three spawn tiers; (2) the stop-hold criterion yields tight terminal NE clustering (mean 0.967 m $<$ 1.0 m success radius, std ≈ 0.001 m); and (3) warehouse scenes produce $2.2\times$ longer episodes (median 189–207 steps) than office/hospital scenes (156–160 steps), confirming that scene geometry drives meaningful difficulty diversity.

The companion training paper will report BC, language-ablated, and VLA fine-tuning baselines on all five evaluation splits. Near-term roadmap: expand far-tier spawn coverage, deploy a path-planning expert for higher warehouse coverage, and extract mesh-based color annotations to activate the remaining color-slot templates.

REFERENCES

- [1] A. Brohan, N. Brown, J. Carbajal *et al.*, “RT-2: Vision-language-action models transfer web knowledge to robotic control,” in *Proceedings of the 7th Conference on Robot Learning (CoRL)*, 2023. [Online]. Available: <https://arxiv.org/abs/2307.15818>
- [2] M. J. Kim, K. Pertsch, S. Karamcheti *et al.*, “OpenVLA: An open-source vision-language-action model,” in *Proceedings of the 8th Conference on Robot Learning (CoRL)*, 2024. [Online]. Available: <https://arxiv.org/abs/2406.09246>
- [3] Octo Model Team, D. Ghosh, H. Walke *et al.*, “Octo: An open-source generalist robot policy,” in *Proceedings of Robotics: Science and Systems (RSS)*, 2024. [Online]. Available: <https://arxiv.org/abs/2405.12213>
- [4] J. Krantz, E. Wijmans, A. Majumdar, D. Batra, and S. Lee, “Beyond the Nav-Graph: Vision-and-language navigation in continuous environments,” in *European Conference on Computer Vision (ECCV)*, 2020.
- [5] D. S. Chaplot, D. P. Gandhi, A. Gupta, and R. Salakhutdinov, “Object goal navigation using goal-oriented semantic exploration,” in *Advances in Neural Information Processing Systems (NeurIPS)*, vol. 33, 2020. [Online]. Available: <https://arxiv.org/abs/2007.00643>
- [6] M. Shridhar, J. Thomason, D. Gordon *et al.*, “ALFRED: A benchmark for interpreting grounded instructions for everyday tasks,” in *Proceedings of the IEEE/CVF Conference on Computer Vision and Pattern Recognition (CVPR)*, 2020.

- [7] P. Anderson, Q. Wu, D. Teney *et al.*, “Vision-and-language navigation: Interpreting visually-grounded navigation instructions in real environments,” in *Proceedings of the IEEE/CVF Conference on Computer Vision and Pattern Recognition (CVPR)*, 2018.
- [8] H. Chen, A. Suhr, D. Misra, N. Snavely, and Y. Artzi, “Touchdown: Natural language navigation and spatial reasoning in visual street environments,” in *Proceedings of the IEEE/CVF Conference on Computer Vision and Pattern Recognition (CVPR)*, 2019.
- [9] J. Gu, E. Stefani, Q. Wu, J. Thomason, and X. E. Wang, “Vision-and-language navigation: A survey of tasks, methods, and future directions,” in *Proceedings of the 60th Annual Meeting of the Association for Computational Linguistics (ACL)*, 2022.
- [10] A. Szot, A. Clegg, E. Undersander *et al.*, “Habitat 2.0: Training home assistants to rearrange their habitat,” in *Advances in Neural Information Processing Systems (NeurIPS)*, vol. 34, 2021. [Online]. Available: <https://arxiv.org/abs/2106.14405>
- [11] D. Batra, A. X. Chang, S. Chernova *et al.*, “ObjectNav revisited: On evaluation of embodied agents navigating to objects,” in *arXiv preprint arXiv:2006.13171*, 2020. [Online]. Available: <https://arxiv.org/abs/2006.13171>
- [12] P. Sermanet, T. Ding, J. Zhao *et al.*, “RoboVQA: Multimodal long-horizon reasoning for robotics,” <https://arxiv.org/abs/2311.00899>, 2023.
- [13] Open X-Embodiment Collaboration, A. Padalkar, A. Pooley *et al.*, “Open X-Embodiment: Robotic learning datasets and RT-X models,” <https://arxiv.org/abs/2310.08864>, 2023.