

Lottery BP: Unlocking Quantum Error Decoding at Scale

Yanzhang Zhu
University of Central Florida
Department of ECE
Orlando, United States
yanzhang.zhu@ucf.edu

Chen-Yu Peng
National Tsing Hua University
Department of EE
Taiwan, R.O.C.
ss113061597@gapp.nthu.edu.tw

Yun Hao Chen
National Tsing Hua University
Department of EE
Taiwan, R.O.C.
sdfg0424@gapp.nthu.edu.tw

Yeong-Luh Ueng
National Tsing Hua University
Department of EE
Taiwan, R.O.C.
ylueng@ee.nthu.edu.tw

Di Wu
University of Central Florida
Department of ECE
Orlando, United States
di.wu@ucf.edu

Abstract

Entering the meqaquop era with millions of qubits towards quantum utility, quantum error correction (QEC) is leveraged to achieve fault tolerant quantum computing (FTQC). QEC encodes multiple physical qubits into one logical qubit to protect quantum information from noises of varying forms. During a QEC cycle, quantum error decoding stands on the critical path. To enable fault tolerance on millions of qubits in real time, scalable decoding is necessary, which motivates this paper. Existing decoding algorithms (decoders), such as clustering, matching, belief propagation (BP), and neural networks, suffer from one or more of inaccuracy, costliness, and incompatibility, upon a broad set of quantum error correction codes, such as surface code, toric code, and bivariate bicycle code. Therefore, there exists a gap between existing decoders and an ideal decoder that is accurate, fast, general, and scalable simultaneously.

To move closer to the goal above, this paper contributes in three aspects, including decoder, decoder architecture, and decoding simulator. First, we propose *Lottery BP*, a decoder that introduces randomness during decoding. Lottery BP improves the decoding accuracy over BP by 2 ~ 8 orders of magnitude for topological codes. To efficiently decode multi-round measurement errors, we propose *syndrome vote* as a pre-processing step before Lottery BP, that performs majority vote on multiple rounds of syndromes to compress them into one. Syndrome vote effectively increases the latency margin of decoding and mitigates the backlog problem. Second, we design a *PolyQec* architecture that implements Lottery BP as a local decoder and ordered statistics decoding (OSD) as a global decoder, exemplifying a hierarchical decoder architecture. PolyQec is configurable for surface/toric code and X/Z check. Since Lottery BP boosts the local decoding accuracy, PolyQec invokes the costly global OSD decoder less frequently over BP+OSD to enhance the scalability, e.g., 3 ~ 5 orders of magnitude less for topological codes. Third, to evaluate decoders fairly, we develop a PyTorch-based decoding simulator, *Syndrilla*, that modularizes the simulation pipeline and allows to extend new decoders flexibly. We formulate multiple metrics to quantify the performance and accuracy of decoders and integrate them in *Syndrilla*. Running on GPUs, *Syndrilla* is 1 ~ 2 orders of magnitude faster than CPUs with identical simulation

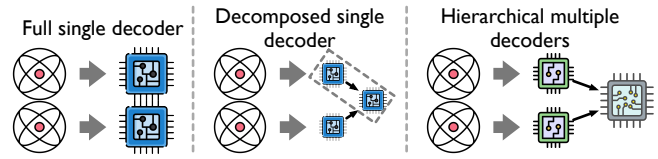


Figure 1: Design space of decoder architecture. The chip size represents the relative cost to decode a logical qubit, while the chip type denotes decoding algorithms.

fidelity across varying data formats. *Syndrilla* is publicly available: <https://github.com/UnaryLab/syndrilla>

Keywords

Quantum error correction, quantum error decoding, belief propagation, decoding algorithm, decoder architecture, decoding simulator

1 Introduction

Quantum computing has been envisioned to revolutionize science and engineering, such as physics [2, 19], biomedicine [11, 20], chemistry [8, 47], and cryptography [22, 54], by offering exponential speedup in computation [40]. Varying forms of noises have kept quantum computing in the NISQ era for years [65]. To seek quantum utility with millions of qubits in the meqaquop era [34, 66], fault-tolerant quantum computing is mandatory, especially via quantum error correction (QEC) [12, 18, 74]. QEC encodes multiple physical qubits (data and syndrome qubits) into fewer logical qubits via QEC code. Based on the threshold theorem [1, 41], the logical error rate can be exponentially suppressed with larger code distances. By measuring the syndrome, decoders can infer which data qubits are erroneous with a certain accuracy.

Quality factors. There exist multiple factors in decoding that impact the quality of QEC. First, decoders must be accurate enough to reach a high or even infinite circuit depth. There have been many decoders proposed, such as tensor network [23], minimum-weight perfect-matching (MWPM) [17, 25, 27], union-find (UF) [16], neural networks [46, 49], and belief propagation (BP) [42, 43], with each showing unique accuracy profile. Inaccurate decoders will interrupt the logical operations frequently, lowering performance. Second,

decoders need to be fast enough, i.e., faster than syndrome generation (e.g., 400ns for superconducting [29]), to mitigate the backlog problem [37, 74]. Slow decoders will not be able to sustain decoding the syndrome timely, and cause stalls. Moreover, due to measurement errors, one QEC cycle must include multiple measurement rounds [17] to form a 3D space-time decoding graph, further complicating decoding. Third, decoders need to be general enough to decode different QEC codes. Different QEC codes, such as surface code [26], quantum low-density parity-check (QLDPC) code [5, 58], and color code [45], have distinct code construction, that could be unfriendly to certain decoders. For example, UF and MWPM fail to decode QLDPC code with high dimensionality and non-local connection, while BP fails to show a threshold [71, 73]. Fourth, decoders have to be scalable enough to support parallel decoding across millions of qubits [15]. If the classical decoding system cannot scale up for massively parallel decoding, logical errors could accumulate and propagate, limiting the system scale.

Limitations. The design space of decoder architecture is shown in Figure 1. The left architecture allocates one full decoder for one or more logical qubit, and the decoding cost is linear to the number of qubits [14, 76, 80, 83]. This architecture usually requires the decoder is cheap enough to implement, e.g., via look-up table (LUT) [14] or approximation [76]. This method is often limited to small code distances, since they tend to search the error space in a brute-force manner, which grows exponentially with the code distance. Furthermore, these decoders are usually matching-based and not compatible to QLDPC code. The middle architecture decomposes a single decoder into multiple pipelined stages and allocates a different number of subcomponent for each stage, depending on how each stage is utilized during decoding [15]. This organization is more scalable than allocating a full single decoder per group qubits, and the gain stems from better utilizing the resource within a single decoder. However, existing decoders like AFS [15] adopts a UF decoder and struggles with decoding accuracy [69, 76]. The right architecture combines two types of decoders to construct local-global, hierarchical decoding [69, 71], where the local decoder is way simpler than that of the global decoder. One example, Clique [69], combines a local rule-based decoder in superconducting and a global UF decoder in CMOS. But the local decoder limits the overall scalability and accuracy [76]. Another decoder, BP+OSD [71], combines local BP and global ordered statistics decoding (OSD). However, BP is known to be inaccurate for surface code due to quantum degeneracy [71, 73], despite offering good accuracy for QLDPC code [82]. Moreover, *the architecture exploration of BP+OSD has not yet been explored.*

Proposal. In this paper, we aim to explore the algorithm and architecture design space of BP+OSD to enhance the accuracy, speed, scalability while maintaining generality to QEC codes. First, we innovate Lottery BP, a BP-based local decoder that introduces randomness during decoding to mitigate quantum degeneracy. With low overhead, Lottery BP improves the decoding accuracy by 2 ~ 8 orders of magnitude. We further propose syndrome vote as a pre-processing step for Lottery BP to compress multiple rounds of measured syndromes into one. Without losing accuracy, syndrome vote mitigates the backlog problem under measurement errors. Combined with OSD, Lottery BP+OSD achieves comparable decoding accuracy as standard BP+OSD. Second, we design the PolyQec

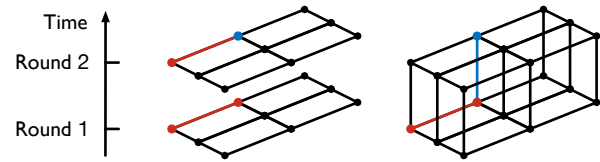


Figure 2: 3D decoding graph for measurement error. Red and blue marks data qubit error and measurement error.

architecture that implements Lottery BP+OSD for surface/toric code and X/Z check. We co-design the pipeline of PolyQec to avoid throughput loss due to the algorithm innovation. Due to the highly accurate local decoder, PolyQec invokes the costly global OSD decoder by 3 ~ 5 orders of magnitude less frequently for better scalability. Third, we develop Syndrilla as a shared platform to fairly evaluate various decoders. Syndrilla is built on top of PyTorch to ensure compatibility to different hardware, and well modularized to enable seamless extension to new decoders. We also formulate multiple metrics to quantify the accuracy and performance of decoders and integrate them in Syndrilla. Compared to CPUs, running Syndrilla on GPUs is 1 ~ 2 orders of magnitude faster.

Contributions. The contributions of this work are as follows:

- We innovate Lottery BP, a novel decoder to leverage randomness to mitigate quantum degeneracy errors. With syndrome vote as pre-processing, Lottery BP mitigates the backlog problem under measurement errors.
- We design PolyQec architecture for Lottery BP+OSD to support surface/toric code and X/Z check.
- We develop Syndrilla, the first cross-platform framework to simulate quantum error decoding.
- We define novel metrics to quantify the accuracy and performance of decoders.
- We demonstrate the effectiveness of our proposed Lottery BP, PolyQec, and Syndrilla.

In the following, Section 2 reviews the background. Section 3, 4, and 5 describe our Lottery BP algorithm, PolyQec architecture, and Syndrilla simulator. Section 6 and 7 evaluate our contributions. Section 8 and 9 discuss related works and conclude this paper.

2 Background

2.1 Decoding with Measurement Errors

Multiple physical data and syndrome qubits are encoded into logical qubits with QEC codes to protect the quantum information. For example, surface code encodes physical qubits into 2D planar structure, which can be implemented easily on a superconducting quantum computer with 2D square-lattice topology, such as the very recent IBM Quantum Nighthawk QPU [52]. However, QEC codes can only protect the logical qubits, but not syndrome measurement, which extracts the parity checks as the input to the decoder. To account for the measurement errors, induced by imperfect syndrome extraction, one QEC cycle includes d measurement rounds [17], with an example shown in Figure 2. On the left is the conventional 2D syndrome from one round of measurement. Across rounds, the

measurement results could vary, causing inconsistent decoding results. Instead, space-time decoding constructs a 3D decoding graph from multiple measurement rounds, with horizontal and vertical links marking data qubit errors and measurement errors.

2.2 Decoding with Belief Propagation and Ordered-Statistics Decoding

Belief propagation. BP, also called message passing, is a popular decoder to decode classical errors under low-density parity-check (LDPC) code [50, 61]. BP has the advantage of nearly linear time complexity and high accuracy. In QEC, hypergraph product (HGP) [75], one type of the Calderbank–Shor–Steane (CSS) code [7], can encode quantum information to two related LDPC codes. Such code construction in HGP code allows to apply classical BP to decode QLDPC code [63]. Since data qubits cannot be directly measured without collapsing the encoded information, decoding must rely on the measured syndrome from stabilizers [32]. Therefore, a syndrome-based belief propagation framework is used [63] [77] [42], differing from classical BP taking data as input. Unlike matching/clustering-based decoders (e.g., UF and MWPM) that treat data and syndrome qubits as nodes and edges, BP considers both data and syndrome qubits as nodes and builds a Tanner graph. Within a Tanner graph, data and syndrome qubits are called variable nodes (VNs) and check nodes (CNs), where messages are passed iteratively between them. Over iterations, the decoder will converge to an estimation of data qubit errors. BP has many variants to balance speed and accuracy, and normalized min sum (NMS) algorithm is one of the most popular variants [9, 21], that achieves almost identical accuracy with significantly lowered cost.

We list NMS BP in Algorithm 1, which iterates three main steps until it converges, including VN update, CN update and LLR update. The full decoding procedure can be summarized as follows:

- (1) **Prior LLR (line 1):** Since the intrinsic channel information is not available in quantum computing, the prior LLR for each VN v is initialized using the uniform p_v , which is the model-dependent error probability of qubit v .
- (2) **Initialization (line 4):** At decoding iteration $i = 0$, for each VN v and its neighbor CN c , the variable-to-check (V2C) messages $\alpha_{v \rightarrow c}^{(0)}$ are initialized to the prior LLR.
- (3) **Variable node update (line 6):** For $i > 0$, for each VN v and its neighbor CN c , update the V2C message $\alpha_{v \rightarrow c}^{(i)}$ by subtracting the check-to-variable (C2V) message $\beta_{v \leftarrow c}^{(i-1)}$ from the posterior LLR $\lambda_v^{(i-1)}$ from the previous iteration.
- (4) **Check node update (line 7):** The C2V message $\beta_{v \leftarrow c}^{(i)}$ is computed by aggregating the V2C messages from all other neighboring VNs, i.e., $v' \in \mathcal{V}(c) \setminus \{v\}$. Here, s_c denotes the c -th component of the measured syndrome s , and $1 - 2^{-(i+1)}$ acts as a reliability scaling factor [21].
- (5) **LLR update (line 8):** For each VN v , the posterior LLR $\lambda_v^{(i)}$ is updated by summing the prior LLR μ_v and all incoming C2V messages from the neighboring CNs.
- (6) **Hard decision (line 9):** For each VN v , the estimated error $\hat{e}_v^{(i)}$ is 0 for $\lambda_v^{(i)} > 0$, meaning no error, and vice versa.
- (7) **Syndrome estimation (line 10):** The estimated syndrome $\hat{s}^{(i)}$ is obtained via multiplication over the binary field \mathbb{F}_2 .

Algorithm 1: Normalized min sum BP algorithm [9] in blue lines. Our proposed Lottery BP additionally includes a light-weight lottery policy in the red line 13.

Input: Parity-check matrix H , max decoding iteration I (decided by code distance d), physical error rate p , measured syndrome s .

Output: Estimated error \hat{e} .

```

1  $\mu_v = \ln \frac{1-p_v}{p_v}$  ; /*Prior LLR*/
2 for  $i = 0$  to  $I - 1$  do
3   if  $i == 0$  then
4      $\alpha_{v \rightarrow c}^{(i)} = \mu_v$  ; /*Initialization*/
5   else
6      $\alpha_{v \rightarrow c}^{(i)} = \lambda_v^{(i-1)} - \beta_{v \leftarrow c}^{(i-1)}$  ; /*VN update*/
7      $\beta_{v \leftarrow c}^{(i)} = (-1)^{s_c} \cdot \left(1 - \frac{1}{2^{i+1}}\right) \cdot \prod_{v' \in \mathcal{V}(c) \setminus \{v\}} \text{sign}(\alpha_{v' \rightarrow c}^{(i)})$  .
8      $\lambda_v^{(i)} = \mu_v + \sum_{c \in \mathcal{C}(v)} \beta_{v \leftarrow c}^{(i)}$  ; /*LLR update*/
9      $\hat{e}_v^{(i)} = \text{Boolean}(\lambda_v^{(i)} \leq 0)$  ; /*Hard decision*/
10     $\hat{s}^{(i)} = \hat{e}^{(i)} \cdot H^T \text{ mod } 2$  ; /*Syndrome estimation*/
11    if  $\hat{s}^{(i)} == s$  then
12      return  $\hat{e}^{(i)}$  ; /*Early termination*/
13    Lottery policy (Section 3.2); /*Lottery*/
14 return  $\hat{e}^{(I-1)}$  ; /*Max iteration termination*/
```

- (8) **Early termination (line 12):** If $\hat{s}^{(i)}$ matches the measured syndrome s , decoding succeeds. Otherwise, the iteration index i increases by 1 and decoding repeats from line 2.
- (9) **Max iteration termination (line 14):** If the estimated syndrome still does not match the measured syndrome, decoding is declared failed at the maximum iteration I .

BP can be used not only as a single-stage decoder, but also as an information extractor that produces soft or reliability information. The output can then serve as the input to a second-stage decoder, which significantly improves decoding accuracy [31, 33, 48, 63, 68].

Ordered-Statistics Decoding. Motivated by OSD for classical error correction [24], quantum versions of OSD, along with their higher-order variants, have been proposed for decoding QLDPC codes [59] and topological codes [70]. OSD can serve as the second stage in a BP+OSD two-stage decoder. When BP fails to produce a valid correction, OSD is invoked as a second stage, utilizing the soft reliability from BP to guide its search. This two-stage decoding approach combines the speed and efficiency of BP with the high accuracy of OSD, significantly lowering the error floor and improving overall decoding performance for QEC codes. Algorithm 2 outlines OSD-0, the basis for high-order but more costly OSD variants:

- (1) **LLR sorting (line 1):** The output LLRs from BP are sorted in ascending order (from most likely to be an error to least likely), defining a permutation π .
- (2) **Column permutation (line 2):** The columns of the parity-check matrix H are reordered according to π to form H_{OSD} .

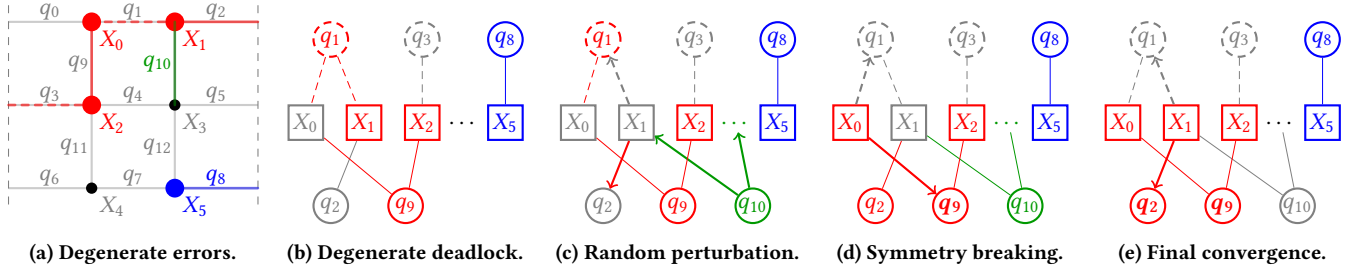


Figure 3: Example of randomness resolving a degenerate deadlock in a $[[13,1,3]]$ surface code. We consider error events occurring on the data qubit set $\mathcal{I}_e = \{q_2, q_8, q_9\}$, which triggers the stabilizer signature $\mathcal{I}_s = \{X_0, X_1, X_2, X_5\}$.

Algorithm 2: OSD-0 algorithm.

Input: Parity-check matrix $H \in \mathbb{F}_2^{m \times n}$, BP output LLRs λ , measured syndrome $s \in \mathbb{F}_2^m$.
Output: Estimated error $\hat{e}_{\text{OSD-0}} \in \mathbb{F}_2^n$.

- 1 $\pi \leftarrow \text{Sort}(\lambda)$ such that $\lambda_{\pi(1)} \leq \lambda_{\pi(2)} \leq \dots \leq \lambda_{\pi(n)}$; /*LLR sorting*/
- 2 $H_{\text{OSD}} \leftarrow H \cdot P_\pi$; /*Column permutation*/
- 3 $S, H'_{\text{OSD}} \leftarrow$ First rank(H) independent columns of H_{OSD} ; /*Basis selection*/
- 4 $L, U \leftarrow \text{LU_decompose}(H'_{\text{OSD}})$; /*LU decomposition*/
- 5 $y \leftarrow \text{Solve}(L \cdot y = s)$; /*Forward substitution*/
- 6 $e_S \leftarrow \text{Solve}(U \cdot e_S = y)$; /*Backward substitution*/
- 7 $e' \leftarrow (e_S, 0)$; /*Error vector construction*/
- 8 $\hat{e}_{\text{OSD-0}} \leftarrow e'$ mapped back by π^{-1} ; /*Inverse mapping*/
- 9 **return** $\hat{e}_{\text{OSD-0}}$

- (3) **Basis selection (line 3):** Select the first rank(H) linearly independent columns from H_{OSD} to form the basis set S , and the corresponding basis submatrix H'_{OSD} .
- (4) **LU decomposition (line 4):** Decompose H'_{OSD} into a lower and upper triangular matrix L and U over \mathbb{F}_2 , such that $H'_{\text{OSD}} \cdot e_S = s$ can be rewritten as $L \cdot U \cdot e_S = s$.
- (5) **Forward substitution (line 5):** Solve the lower triangular system for an intermediate vector y .
- (6) **Backward substitution (line 6):** Solve the upper triangular system to find the estimated error vector e_S .
- (7) **Error vector construction (line 7):** Concatenate e_S with 0 as the error vector e' in the permuted domain.
- (8) **Inverse mapping (line 8):** Map e' back to the original order as $\hat{e}_{\text{OSD-0}}$, which satisfies $H \cdot \hat{e}_{\text{OSD-0}} = s$.

2.3 Challenges of BP for QEC

Quantum Degeneracy. Two errors are considered to be degenerate if their product lies in the stabilizer group [32], which will further produce identical syndromes [62] that are indistinguishable to syndrome-based decoders, including BP. A large number of low-weight stabilizer generators increase the number of logically equivalent low-weight errors within stabilizer cosets [28, 43], and amplify the level of quantum degeneracy. This is particularly

the case for topological codes (e.g., surface code) at small code distances [51, 63], causing frequent decoding failures for BP.

Short Cycles in Decoding Graph. The stabilizer code's Tanner graph typically contains numerous short cycles [44], which can introduce dependencies between messages. Such dependencies could undermine the effectiveness of message passing and potentially hinder the convergence of BP [3, 51, 63, 77].

Lacking Initial Channel LLR. Quantum decoding assumes identical prior LLR for all data qubits, due to lacking actual measurement [32]. Such symmetry in prior LLR is problematic in the presence of degeneracy. C2V messages for each error pattern are highly symmetric (i.e., split of belief [13]), preventing any single error pattern from accumulating dominant probability. Consequently, the BP decoder fails to distinguish which degenerate error patterns actually cause the unsatisfied syndrome.

While optimal decoding is NP-hard [38], this work introduces randomness in BP to mitigate quantum degeneracy.

3 Proposed Lottery BP Decoder

This section will go over the intuition and design of Lottery BP, as well as syndrome vote as a pre-processing step for Lottery BP.

3.1 Potential of Randomness for Degeneracy

We illustrate how quantum degeneracy impact BP and how randomness could help mitigate quantum degeneracy in Figure 3.

- (1) Figure 3a: $\{q_1, q_3\}$ and $\{q_2, q_9\}$ are degenerate errors, and both trigger the stabilizer $\{X_0, X_1, X_2\}$, while $\{q_8\}$ is a distinguishable error that uniquely triggers $\{X_5\}$.
- (2) Figure 3b: The distinguishable error $\{q_8\}$ is easily decoded, resolving the syndrome X_5 . However, BP struggles with the degenerate error candidates $\{q_1, q_3\}$ and $\{q_2, q_9\}$. As a result of this split belief [13], BP may output an ambiguous combination of these two error patterns, such as $\{q_1, q_9\}$, which leads to X_0 being 0, failing decoding. Such a deadlock has been observed in prior works [55].
- (3) Figure 3c: By randomly perturbing the values of a small number of messages, a temporary error occurs at q_{10} in green and redirects the message updates of stabilizer X_1 (green solid arrow). X_1 further biases q_1 towards the error-free state (gray dashed arrow), and biases q_2 towards the error state (red solid arrow).

Algorithm 3: Proposed lottery policy for our Lottery BP, corresponding to line 13 in Algorithm 1. All notations are identical to those in Algorithm 1.

- 1 $\mathcal{U}^{(i)} \leftarrow \{c \mid \hat{s}_c^{(i-1)} \neq s_c\}$; /*Unsatisfied CN set*/
- 2 $c^* \leftarrow \text{RandomSelect}(\mathcal{U}^{(i)})$; /*Select random CN*/
- 3 $\mathcal{V}_{max} \leftarrow \arg \max_{v \in \mathcal{V}(c^*)} |C(v) \cap \mathcal{U}^{(i)}|$; /*Max unsatisfied CN*/
- 4 $v^* \leftarrow \arg \min_{v \in \mathcal{V}_{max}} |\lambda_v^{(i)}|$; /*Min absolute LLR*/
- 5 $\lambda_{v^*}^{(i)} \leftarrow -\lambda_{v^*}^{(i)}$; /*Sign flip*/

- (4) Figure 3d: As q_1 shifts toward the error-free state, the cancellation of parity checks at X_0 is resolved. This allows X_0 to further bias q_1 toward the error-free state (gray dashed arrow), and biases q_9 toward the error state (red solid arrow), successfully breaking the initial symmetry and amplifying the asymmetry between the degenerate errors.
- (5) Figure 3e: Lacking support from the measured syndromes, the temporary error at q_{10} is suppressed ultimately. Concurrently, X_1 further biases q_1 toward the error-free state (gray dashed arrow) and q_2 toward the error state (red solid arrow), leading the decoder to successfully converge.

3.2 Lottery BP

To unleash the potential of randomness to mitigate quantum degeneracy, we propose Lottery BP. We draw inspiration from prior works that flip the sign bit of the LLR of randomly selected VNs at each iteration to achieve better accuracy [39]. However, it comes at the cost of significantly more decoding iterations, hurting the decoding latency [55]. As such, the problem to address is *how to design an optimal lottery policy for random selection that maintains high accuracy with low hardware and iteration overhead*, hinting a co-design nature. In the following, we will start with our final policy choice, and then analyze its superiority.

3.2.1 Final Choice of Lottery Policy. Algorithm 3 lists our proposed lottery policy to randomly select a VN and flip the sign of its LLR:

- (1) **Unsatisfied CN set (line 1):** The unsatisfied CN set $\mathcal{U}^{(i)}$ is determined using the estimated syndrome from the previous iteration ($\hat{s}_c^{(i-1)}$). This delay breaks the data dependency, enabling efficient pipelining (Section 4.1.2).
- (2) **Select random CN (line 2):** Randomly select an unsatisfied CN c^* from $\mathcal{U}^{(i)}$ to localize the perturbation region.
- (3) **Max unsatisfied CN (line 3):** Among all VNs connected to c^* , identify a subset \mathcal{V}_{max} that connects to the most unsatisfied CNs, prioritizing connectivity impact.
- (4) **Min absolute LLR (line 4):** To ensure that the perturbation does not contradict strong reliability, select the target $v^* \in \mathcal{V}_{max}$ with the minimum absolute LLR.
- (5) **Sign flip (line 5):** Flip the sign of v^* 's LLR as perturbation.

3.2.2 Design Space of Lottery Policy. We analyze the design space of lottery policy (i.e., how to select lottery) and list five variants,

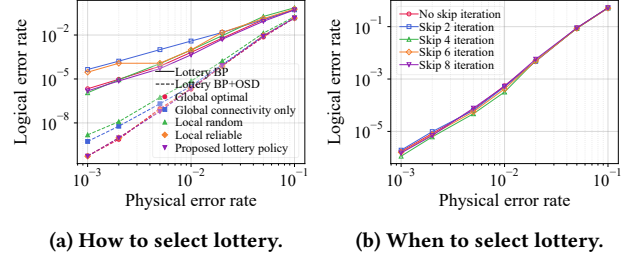


Figure 4: Lottery policies on surface code at $d = 9$.

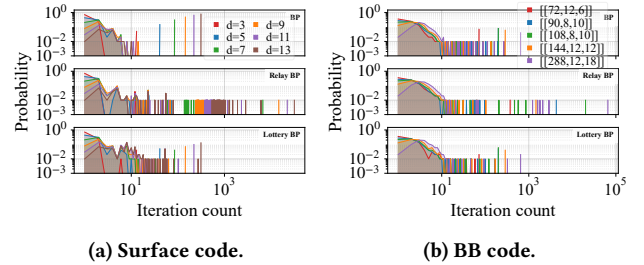


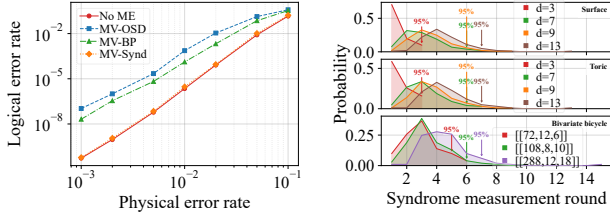
Figure 5: Distribution of decoding iterations at $p = 0.05$.

where the middle three variants are adopted in prior works [39]. The resulting accuracy is given in Figure 4a¹.

- (1) **Global optimal:** Among all VNs with the most unsatisfied CNs, flip the sign of the one with the minimum absolute LLR. This policy builds an upper bound but is impractical for hardware implementation due to global search.
- (2) **Global connectivity only:** Among all VNs with the most unsatisfied CNs, flip the sign of a random VN, ignoring LLR. This policy yields worse accuracy than global optimal, demonstrating the importance of reliability guidance.
- (3) **Local random:** For a randomly selected unsatisfied CN, flip the sign of a random neighboring VN. Despite offering the lowest hardware complexity, the policy has low accuracy, due to lacking reliability guidance.
- (4) **Local reliable:** For a randomly selected unsatisfied CN, flip the sign of the neighboring VN with the minimum absolute LLR. This policy lacks the connectivity-based prioritization, degrading accuracy over global optimal.
- (5) **Proposed lottery policy:** Our proposed policy integrates these insights into a two-tier local policy. By combining connectivity-based prioritization with reliability guidance within a local neighborhood, this policy achieves accuracy comparable to the global optimal at low hardware cost.

Furthermore, we care about when to select lottery: whether we want to skip initial iterations for lottery; and if yes, how many iterations we should skip. The results are given in Figure 4b. The rationale is that aggressively applying lottery to all iterations might perturb easy-to-decode syndromes, and reversely hurt the accuracy. It is observed that skipping the first 4 iterations consistently wins at lower physical error rate, and we pick this for our Lottery BP.

¹All simulations in Section 3 follow the setup in Section 6.



(a) Different majority vote on surface code at $d = 9$. (b) Distribution of measurement rounds to converge at $p = 0.05$.

Figure 6: Syndrome vote to handle measurement errors on proposed lottery BP+OSD.

3.2.3 Decoding Iteration of Lottery BP. The decoding iteration count for BP is defined as the number of message passing rounds to achieve convergence, i.e., when the estimated and measured syndromes perfectly match. This metric directly dictates the decoding latency and energy consumption of the decoder hardware. While the worst-case latency is decided by code distance (Algorithm 1), lowering the frequency of hitting this ceiling is crucial for overall system efficiency. Figure 5 compares the iteration distribution of BP, Relay BP (from IBM [55]), and our Lottery BP on surface and Bivariate Bicycle (BB) code (from IBM [5]). For BP, significant decoding trials fail to converge, hitting the maximum iteration limit due to symmetric deadlocks. Relay BP introduces a long-tail iteration distribution, orders of magnitude more than BP, similar to prior works introducing random sign flip [39]. Both of them restart a brand new decoding process if the current process fails. Our Lottery BP mitigates hitting the maximum iteration in BP and avoids restarting decoding in Relay BP, ensuring fast convergence within a single decoding process. Hitting the maximum iteration less often also means higher accuracy (Section 7).

3.3 Syndrome Vote as Pre-processing

Expanding the BP graph into a 3D space-time volume to mitigate measurement errors incurs explosive computation and hardware overhead. To address this, we compress the multi-round 3D temporal information into a robust 2D representation via a lightweight *temporal majority vote*. Inspired by majority vote for decoding repetition code [6, 78], we investigate how majority vote across measurement rounds impacts decoding accuracy under three configurations:

- (1) **MV-BP**: majority vote on d rounds of the Lottery BP outputs, followed by one OSD decoding process;
- (2) **MV-OSD**: majority vote on d rounds of the Lottery BP+OSD outputs, the result is the estimated error;
- (3) **MV-Synd**: majority vote on d rounds of the measured syndromes, before one Lottery BP+OSD decoding process.

Figure 6a shows that MV-Synd closely tracks the accuracy with no measurement errors, while MV-BP and MV-OSD incur large accuracy loss. While MV-Synd assumes that data qubit errors remain quasi-static during the voting window, we bound its deviation from physical reality by minimizing the required temporal voting window. Figure 6b evaluates the number of measurement rounds required for the majority vote to stabilize, demonstrating that an accurate majority decision requires fewer rounds than the code

distance d (e.g., merely 6 rounds for $d \geq 7$), this contracted window minimizes new data qubit errors accumulation. Driven by these findings, we adopt syndrome vote as a pre-processing step before Lottery BP+OSD to handle measurement errors. At the system level, this architecture mitigates the backlog problem [37, 74] by relaxing the decoding deadline from one measurement round to at most d rounds and accelerating decoding by avoiding 3D graph expansions, corroborating prior theories [35].

4 Proposed PolyQec Architecture

We propose PolyQec architecture that implement Lottery BP for low-latency local decoding on surface and toric code (Section 4.1) and OSD for high-accuracy global decoding (Section 4.2). Figure 7 presents an overview of our PolyQec and its pipelines.

4.1 Lottery BP

In PolyQec, one iteration of Lottery BP consists of two stages: V2C processing and C2V processing. The workflow of Lottery BP follows the definition in Algorithm 1 and Algorithm 3. The pipeline of Lottery BP is shown at the top of the right plane of Figure 7.

Initialization. During the 0^{th} iteration, the input channel LLR μ is initialized to ⑤ VN update (VNU) to generate the V2C message α . Then ④ V2C converter will convert the initialized V2C message α to the correct layout and written to ⑤ VN memory.

V2C processing. After initialization, fully pipelined V2C processing starts with reading the V2C message α from ⑤ VN memory. After lottery is done via ⑫ sign flip (Section 4.1.2), the updated LLR λ will be used to calculate the new C2V messages β in ⑬ CN update (CNU), which are further written back to the ① CN memory. There is no layout conversion during V2C processing, since we align the memory layout in both VN and CN memory to CNU.

C2V processing. After V2C processing, fully pipelined C2V processing will be launched. C2V processing starts with reading the C2V message β from ① CN memory and convert β to the correct layout in ② C2V converter. Later, ③ VNU calculates the new V2C message α and LLR λ . The V2C message α will be sent to ④ V2C converter, the same as in initialization. The LLR λ will go through ⑥ hard decision and syndrome estimation. If estimated and measured syndromes match in ⑦ syndrome comparison, decoding succeeds in ⑩ early termination; otherwise, continue to V2C processing.

The iterative V2C and C2V processing, if no successful decoding, will repeat until reaching the maximum iteration and invoke OSD. Most hardware modules in Lottery BP are straightforward to design. For example, VNU and CNU are just vector arrays of VN and CN, built from simple addition, subtraction, XOR, comparison, etc. In the following, we will focus on describing memory layout and C2V/V2C converters to convert the message layout between VNU and CN/VN memories, as well as the lottery pipeline.

4.1.1 Memory Layout and Conversion. All V2C and C2V messages are stored in ⑤ VN and ① CN memory. We adopt CN layout for both the memories, which means CNU directly reads the memory and work on the data without any conversion, allowing fully pipelining in V2C processing. We exemplify this layout in Figure 8. We provide four memory banks, and each bank stores the messages for one of the four VNs connecting a CN. Though we mark them as VN0~3,

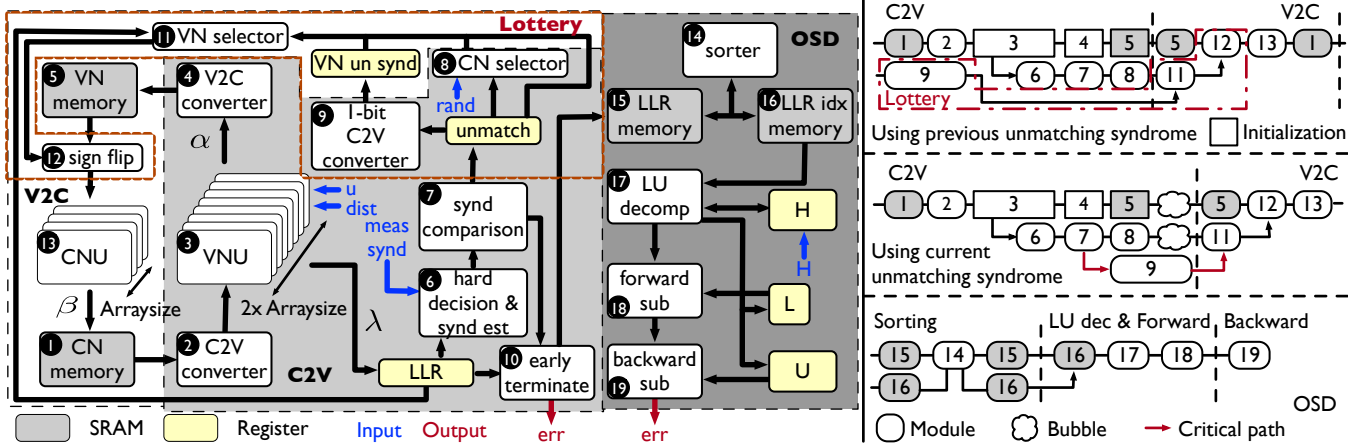


Figure 7: Overview of PolyQec. On the right plane, vertical dashed lines separate each fully pipelined stages.

Table 1: The indices of four VNs connecting a CN indexed i , when reading from the VN/CN memory with CN layout.

Code	Check	VN0	VN1	VN2	VN3
Surface	X	i	$i + d$	$i \bmod d = 0$: empty otherwise: $d^2 + i - 1 - \lfloor i/d \rfloor$	$i \bmod d = d - 1$: empty otherwise: $d^2 + i - \lfloor i/d \rfloor$
Surface	Z	$i + \lfloor (i+1)/d \rfloor$	$i + 1 + \lfloor (i+1)/d \rfloor$	$i < d$: empty otherwise: $d^2 + 1 + i - d$	$d^2 + i$
Toric	X	i	$i > d(d-1)$: $i - d(d-1)$ otherwise: $d + i$	$i \bmod d = 1$: $d^2 + i + d - 1$ otherwise: $d^2 + i - 1$	$d^2 + i$
Toric	Z	i	$i \bmod d = d - 1$: $i - d + 1$ otherwise: $i + 1$	$i < d$: $2d^2 - d + i$ otherwise: $d^2 + i - d$	$d^2 + i$

the actual VN indices differ across CN and are determined by the parity-check matrix. In CN layout, each row of all banks stores the same group of adjacent CNs, and the row size equals the array size (the number of CNs in the CNU). For example, with an array size of 32, each bank will store 32 different CNs at each row, e.g., from CN0 to CN31 at row 0. At each clock cycle, all four memory banks will be read simultaneously. The output of VN memory will be used by 15 CNU to generate the new C2V message β , while the output of the CN memory will be converted by 2 C2V converter. In surface and toric codes, since one CN connects four VNs but one VN connects only two CNs, the array size of VNU is twice that of CNU, to ensure fully pipelining in C2V processing. For CNs connecting 2 or 3 VNs (syndrome qubits at the corner or edge), we store these messages as zero. Table 1 summarizes the mapping from CN indices to VN indices in VN/CN memory, which is calculated from the parity-check matrices, facilitating layout conversion.

Compared to other modules, layout conversion for V2C and C2V messages in V2C and C2V converters is critical, due to supporting different connectivity patterns, as defined by the parity-check matrix. In classical BP decoding for LDPC codes, these connectivity patterns have to be stored in the memory as a sparse matrix [79],

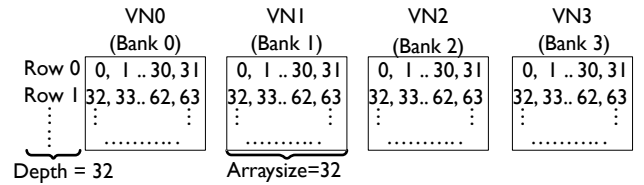


Figure 8: CN layout in the memory.

whose cost increases quadratically with the code distance. Fortunately, the parity-check matrices of surface and toric codes are regular, which facilitates converting the message layout on the fly instead of storing the parity-check matrix. 2 C2V converter converts the C2V message from CN layout to VN layout, which groups the messages needed by each VN together. On the other hand, the V2C converter performs the inverse conversion, from VN layout to CN layout. These two converters allow full pipelined C2V processing. Using Table 1, C2V messages are routed to correct VNs. If a VN index is mapped to VNU for processing at the current cycle, the message will be consumed; otherwise, buffered until the VN index is mapped. For simplicity, we skip the implementation.

4.1.2 Optimized Lottery Pipeline. After 7 syndrome comparison, the mismatch between the measured syndromes from the previous iteration (line 1 of Algorithm 3) and estimated syndromes is forwarded to 8 CN selector. CN selector selects a CN based on a random number by counting mismatches. Specifically, for N mismatches and a random value $r \in [0, 1)$, the selected CN index is $\lfloor r \cdot N \rfloor$. The 1-bit C2V converter will convert the unmatched from CN layout to VN layout. 11 VN selector identifies all VNs connected to the selected CN and determines which VN is associated with the largest number of unsatisfied CNs using results from 9 1-bit C2V converter. In the case of a tie, LLRs are compared to select the VN with minimum absolute LLR. A mask is then generated to isolate the selected VN and forwarded with its LLR to 12 sign flip module.

Using the unmatched syndrome from the previous iteration is critical to ensure full pipelining. If we use the unmatched syndrome from the current iteration, we would have the pipeline shown in the middle of the right plane in Figure 7. Here, the 1-bit C2V converter stays on the critical path and causes pipeline stalls.

4.2 OSD

OSD includes three pipeline stages: (1) sorting, (2) LU decomposition with forward substitution, and (3) backward substitution. As illustrated in Figure 7, these stages are executed sequentially. The reliability LLR from BP will be first read from 15 and then sorted in 14, with the indices of LLR handled by 16 LLR index memory. Then 17 LU decomposition takes in the sorted LLRs, which can be fully pipelined with 18 forward substitution. When completed, 19 backward substitution will complete the full OSD.

We implement a bitonic sorter for LLR sorting. Existing sorters apply maximally parallel comparison-and-swap (CAS) units (vertical arrows) to the full input [10, 72], yielding low utilization at low code distances. In contrast, PolyQec supports scalable LLR sizes (up to 2048 for $d \leq 32$) with a small number of CAS units (array size). In Figure 9, our sorter contains multiple CAS steps (red blocks), with each step having multiple CAS operations. The CAS difference is defined as the difference between input indices of a CAS, e.g., step 3 from the left has a difference of 1. Each of LLRs and their indices uses two memory banks: each row in a bank stores adjacent LLRs/indices, whose count equals the array size, e.g., LLR 0/1 is in row 0 of bank 0. At each clock cycle, all four banks are read, and two LLR banks output two inputs for the CAS array, e.g., the row 0 output of bank 0 (0/1) and bank 1 (2/3) will be sent to 2 CAS at step 3. One design challenge is read bank conflict: when the CAS difference is no less than twice the array size, two rows of the same bank will contain two inputs to the same CAS, causing stalls. If we identify read bank conflict for the next step based on the CAS difference, we swap the write-back address to the non-conflicting bank. For example, for step 3 with a CAS difference of 1, its next step 4 encounters read bank conflict, due to a CAS difference of $4 = 2 \times 2$. During step 3 write-back, we write 0/1 and 4/5 to bank 0 and 1, so that in step 4, 0/1 and 4/5 can be read in parallel to CAS.

LU decomposition, forward and backward substitution mainly includes swapping rows/columns, XOR, and sum. During LU decomposition, the lower triangular matrix L is generated column by column from left to the right. Once a column i is generated, the corresponding row i remains unchanged in subsequent column

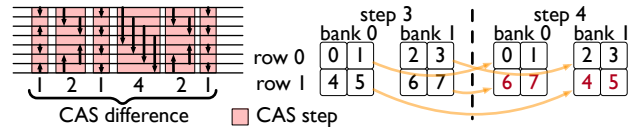


Figure 9: Resolving read bank conflict of LLR memory.

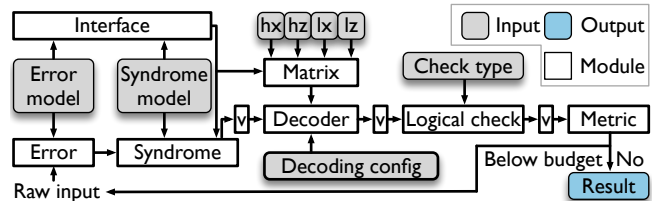


Figure 10: Overview of Syndrilla. V denotes majority vote.

generation, since elements with indices larger than i for row i will always be zero. This allows the corresponding row to be used in forward substitution immediately after generation, enabling full pipelining between LU decomposition and forward substitution. In contrast, backward substitution can not be pipelined with forward substitution, since when a column of the upper triangular matrix U is generated, the corresponding row will be modified later. We store the H, L, U boolean matrices as dense matrices for simple hardware implementation, since the number of 1s in the matrices dynamically increase during the LU decomposition.

5 Proposed Syndrilla Simulator

Figure 10 outlines Syndrilla. The workflow of Syndrilla is similar to other QEC simulators [14, 15, 53, 57, 64, 71, 76], including error and syndrome generation, followed by decoder and logical check. What distinguishes Syndrilla is integrated metrics to fair evaluation and cross-platform execution for accelerated simulation. Syndrilla also interacts with Stim [30] to support broader error models.

Integrated Metrics. Syndrilla integrates multifaceted metrics to evaluate decoding accuracy, runtime, and efficiency, which is missing in prior works. Accuracy metrics target algorithm evaluation, include logical error rate and detailed ratio of data/syndrome qubit errors are identified and/or corrected. Runtime metrics compare simulation speed, include runtime per simulation, batch, sample and iteration. Efficiency metrics hint hardware efficiency, including iteration count and distribution, converge failure and success rate, and invoke rate for each decoder (Section 7.1.2). Together, these multi-faceted metrics allows to evaluate decoders fairly.

Accelerated Simulation. Syndrilla is built on PyTorch to benefit from cross-platform execution, unlike other simulator focusing on CPUs [14, 15, 53, 64, 71, 76] or GPUs from a single vendor [57]. Figure 11 shows the simulation fidelity and speedup of Syndrilla. As seen in Figure 11a and 11b, we support multiple data formats for simulation. Lower precision FP16 reaches almost identical accuracy as FP64, while offering $1 \sim 2\times$ speedup. This speedup becomes increasingly critical at lower error rates, which demand massive simulation shots. From Figure 11c and 11d, we see $1 \sim 2$ orders of magnitude speedup of Syndrilla on GPU over CPU across physical

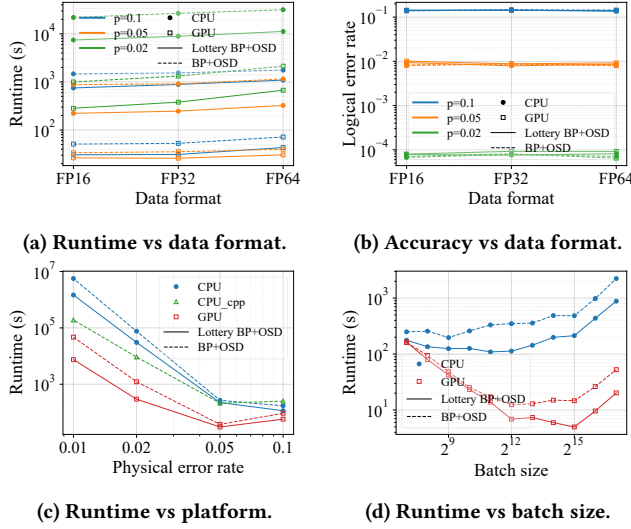


Figure 11: Simulating surface code at $d = 11$. CPU and GPU denote Sydrilla running on Intel Core i5-13450HX and NVIDIA GeForce RTX 4080. CPU_cpp marks C++ BP+OSD [70] running on the Intel CPU with no batch support. The runtime represents the total simulation time for each configuration. (a) and (c) have a batch size of 100,000 for BP+OSD and 200,000 for Lottery BP+OSD. (c) and (d) use FP64 data. (d) uses $p = 0.05$.

error rates and batch sizes. In Figure 11c, CPU runs slower than CPU_cpp since it has to synchronize all samples to the slowest sample in a batch. The higher runtime at $p = 0.1$ compared to $p = 0.05$ occurs because $p = 0.1$ invokes OSD more frequently. In Figure 11d, simulation exhibits unique sweet spots in batch size.

6 Experimental Setup

Decoding Simulator For BP, we simulate normalized min-sum BP [9] (Algorithm 1) and OSD-0 [70] (Algorithm 2) as the local and global decoders, using Sydrilla with FP32 data. We also analyze Relay BP without OSD [55]. For non-BP decoders, we consider low-complexity heuristic-based UF [60] and near-optimal MWPM [36].

Simulation configuration Following prior works [15, 80, 83], we adopt the standard phenomenological noise model, which accounts for both data qubit errors and measurement errors, for our evaluations. Specifically, data qubits are subject to independent bit-flip (X) and phase-flip (Z) errors with a physical error rate p . Measurement errors are then independently introduced to syndromes with an identical probability p at each measurement round. We focus on X errors via Monte Carlo simulation, due to the symmetry of X and Z errors under our noise model. We simulate three code families: surface code, toric code, and BB codes [5], with code distance $d \in 3 \sim 13$ and physical error rate $p \in 10^{-4} \sim 10^{-1}$. To ensure low variance, we stop each simulation when a sufficient number of failed trials is reached, e.g., 100. A trial is marked as failed if the logical measurement differs from the initial state.

Hardware Implementation We estimate the hardware area and power of AFS [15] and Vegapunk [83] based on their estimation

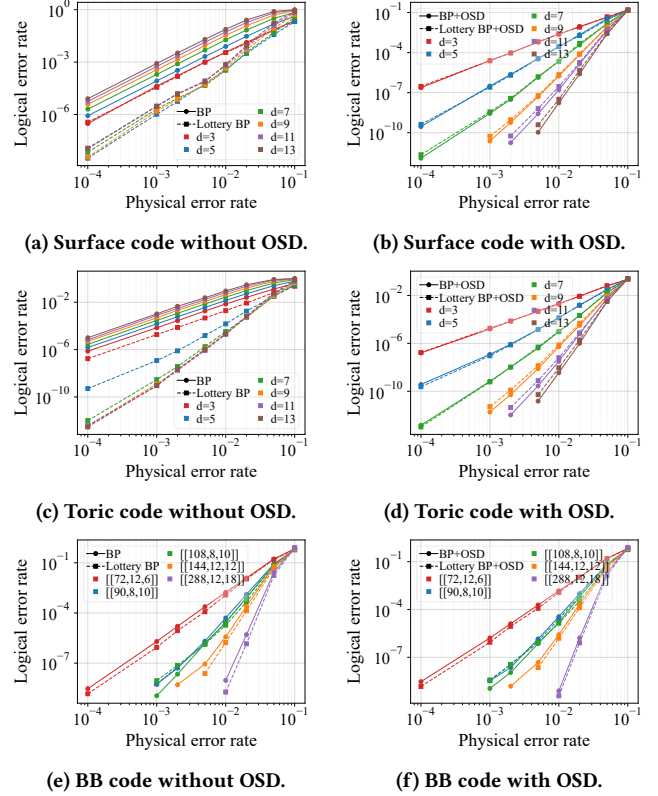


Figure 12: Logical error rate without measurement error.

models. Note that AFS only includes the memory cost. We synthesize and place-and-route Micro Blossom [80] based on their open-source RTL. These baselines' hardware results will scale with the code distance. For PolyQec, we implement all modules in Verilog, synthesize and place-and-route them. We choose the array size to be 32 for both Lottery BP and OSD, and the memory is fixed to support up to $d = 32$, meaning our hardware cost is constant across code distances. BP and Relay BP are adapted from our Lottery BP. All synthesis and place-and-route are done using FreePDK45 45nm at 400MHz. SRAM area and power are obtained from CACTI7 [4]. We adapt all implementations to larger code distances using an open-source tool for design space exploration [67], by scaling up the required array width, memory size, etc.

7 Evaluation

7.1 Algorithm Analysis

7.1.1 Logical Error Rate. Figure 12 illustrates the logical error rate of BP and our proposed Lottery BP, with and without OSD as a global decoder. Lottery BP exhibits a significant decoding advantage in topological codes. For surface code, Lottery BP consistently achieves a 2 ~ 3 orders of magnitude better accuracy over BP. The advantage is even more pronounced in toric code, up to 8 orders of magnitude at $p = 10^{-4}$. For BB code, Lottery BP generally delivers slightly better accuracy to standard BP+OSD, with the exception of $[[108, 8, 10]]$. Unlike topological codes, the non-local connectivity

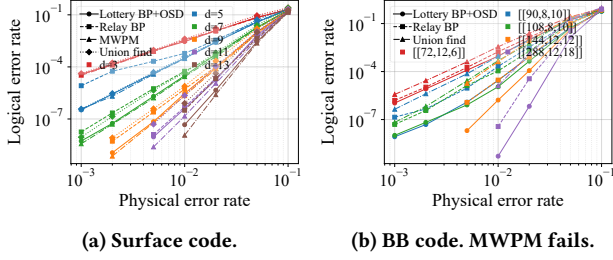


Figure 13: Logical error rate with measurement error.

of BB codes naturally suppresses massive local symmetric degeneracy. Though BP works well already, Lottery BP removes more symmetry deadlocks for better accuracy. With OSD, Lottery BP+OSD closely tracks the decoding accuracy of well-studied BP+OSD, proving its overall practicality.

Figure 13 further compares the decoding accuracy with measurement error. For both surface code and toric code (not shown), Lottery BP+OSD ranks the second in decoding accuracy, next to the best MWPM. For BB code, Lottery BP+OSD is the best, since MWPM does not work for QLDPC code. This demonstrates the effectiveness of syndrome vote to address measurement errors.

7.1.2 Invoke Rate of Global Decoder. In local-global decoding, the costly global OSD is invoked when local BP fails to converge, penalizing decoding latency and efficiency.

To ensure scalable QEC, one has to invoke the global decoder less. Figure 14 compares the invoke rate of OSD on all codes. Compared to Lottery BP, BP exhibits substantially higher invoke rates for topological codes, and slightly higher rates for BB code. Lottery BP achieves up to 3 and 5 orders of magnitude lower invoke rate for surface and toric code. For certain toric codes (e.g., $d = 3$), Lottery BP almost never invokes OSD. Even for BB code where BP performs quite well, Lottery BP invokes 1 ~ 2 orders of magnitude less. By resolving most errors in the local decoder and invoking the global decoder less, Lottery BP+OSD enables more scalable decoding, thus QEC.

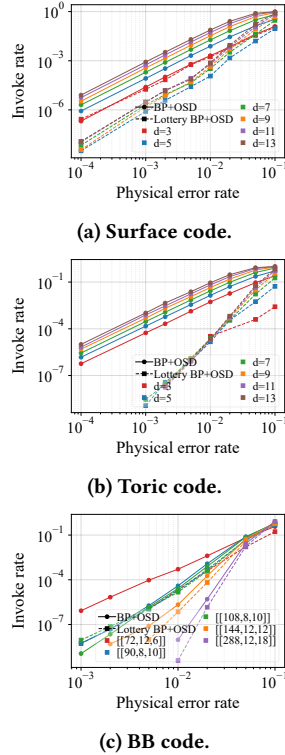


Figure 14: Invoke rate of OSD.

7.1.3 Quantization Analysis. Unlike using floating-point in simulation, we need to quantize the soft messages to fixed-point format for efficient hardware implementation. Figure 15 compares the decoding accuracy of Lottery BP+OSD, with $x.y$ for x -bit integer and y -bit fraction. Different floating-point formats behave closely, as validated

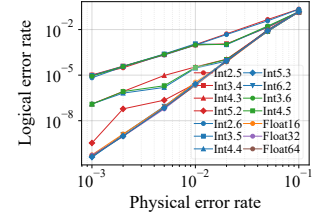


Figure 15: Quantization on surface code at $d = 9$.

in Figure 11b. 7-bit fixed-point suffers from severe truncation noise, leading to noticeable accuracy drop. Increasing to 8 bits, Int5.3 and Int6.2 perfectly match the floating-point baselines. We choose Int5.3 in our hardware implementation, offering optimal accuracy-cost trade-off.

7.2 Architecture Analysis

Since hardware baselines claim a wide range of running frequency, from 43MHz implemented in Micro Blossom [80] to 4GHz assumed in AFS [15], we assume an identical running frequency at 1GHz for fair comparison in the hardware evaluation. We evaluate hardware on surface code for X check with $p = 10^{-3}$, following prior works [15, 76, 80, 83]. For baseline decoder architectures, including AFS [15], Micro Blossom [80], and Vegapunk [83], the required computational resources are highly dependent on the code distance d . For example, AFS and Micro Blossom operate on a 3D space-time graph, where the number of vertices and edges (thus area, power, and latency) scale with both the code distance and physical error rate. On the contrary, our implementation of PolyQec supports up to $d = 32$ with fixed area and power, but different latency.

7.2.1 Latency. Figure 16 compares the latency of different decoder hardware. Figure 16a shows how latency changes across code distances. OSD shows the highest latency among all decoders, due to its costly implementation for sorting and matrix operations. Due to the low invoke rate, OSD's contribution to total latency of Lottery BP+OSD is also negligible, e.g., the latencies of Lottery BP and Lottery BP+OSD are almost identical. Lottery BP+OSD also shows lower latency than BP+OSD, as Lottery BP converges faster (Figure 5). Overall, our Lottery BP+OSD always exhibits best latency across all evaluated distances, while other decoders based on 3D decoding graph often violate the 400ns decoding latency at large code distances [29]. Figure 16b shows the distribution of decoding latency. Compared to AFS and Micro Blossom, the latency of Lottery BP+OSD and BP+OSD are more centered at a low range. Lottery BP+OSD has the 50th and 99.9th percentile decoding latencies as 25ns and 50ns, showing a low variance. For Lottery BP+OSD, BP+OSD, Micro Blossom and AFS, the 99.99th percentile decoding latencies are 200ns, 5893ns, 670ns, and 943ns. Lottery BP+OSD invokes OSD less than BP+OSD to avoid the long tail latency.

7.2.2 Area. Figure 17a compares the area across code distances. Note that AFS reports the SRAM area, while all BP variants have a fixed SRAM size supporting up to $d = 32$. Vegapunk does not

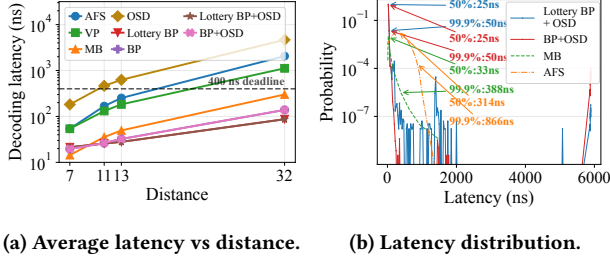


Figure 16: Latency. VP and MB are short for Vegapunk and Micro Blossom. (b) use $d = 11$.

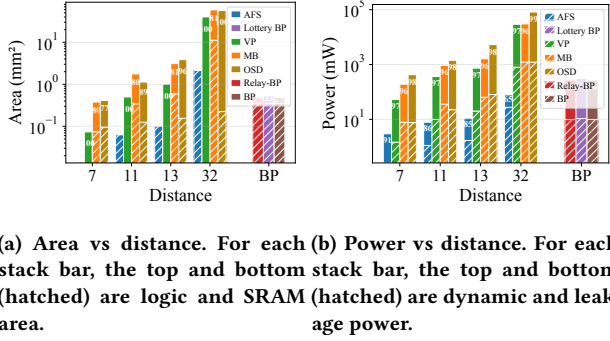


Figure 17: Area and power at $p = 10^{-3}$. All BP support $d \leq 32$.

have an SRAM area, since its memory is implemented with register file. All BP variants occupy similar area, with Lottery BP having 0.57mm^2 . Among all decoders, Micro Blossom always has the largest area, since it implements the most accurate and costly MWPM. AFS has the smallest area among all, since UF is cheaper to implement and logic area is not reported. Unsurprisingly, the OSD decoder has the second largest area, $107.33\times$ larger than Lottery BP at $d = 32$. This indicates the high cost of a global decoder and raises the need for a low invoke rate. At $d = 32$, Lottery BP has $1.09\times$ larger area than BP, a negligible overhead. Importantly, Lottery BP exhibits $4.02\times$, $75.70\times$, and $111.34\times$ lower area than AFS, Vegapunk, and Micro Blossom.

7.2.3 Power. Figure 17b compares the power across code distances. Again, BP variants show similar power consumption. Note here we only report the AFS based on its memory size, underestimating the total power. At $d = 32$, Lottery BP has the second lowest power (309.26mW) compared with AFS, Vegapunk, and Micro Blossom, showing $0.25\times$, $94.80\times$, and $98.07\times$ improvements. Though OSD has high power (82284.98mW), with a low invoke rate (e.g., 2.98×10^{-6} at $d = 13$ and $p = 10^{-3}$), its contribution to the total power is negligible. For the full PolyQec with OSD invoke rate counted, the power is 322.48mW , $0.24\times$, $90.92\times$, and $94.04\times$ better than AFS, Vegapunk, and Micro Blossom. Here, we use the invoke rate at $d = 13$ and $p = 10^{-3}$ for power estimation, since $d = 13$ is the closest distance we have simulated to $d = 32$. The mW-level power renders Lottery BP promising for local decoding in cryogenic domain, with OSD as a global decoder in room temperature.

7.2.4 Scalability. To support millions of qubits, decoding has to be massively parallel within a tight latency margin due to syndrome generation [29]. An optimal decoder is expected to decode as many logical qubits as possible, with minimum area and time. We quantify this advantage using a novel metric, *decoding efficiency*, defined in Equation 1.

$$\text{Decoding efficiency} = \frac{\text{Num of decoding}}{\text{Area}_{\text{decoder}}} \cdot \frac{T_{\text{margin}}}{T_{\text{decoder}}} \quad (1)$$

Here, T_{margin} is the latency margin to complete the decoding, e.g., 400ns for superconducting qubits in conventional decoders [29], and T_{decoder} means average decoding latency. With our syndrome vote to handle measurement errors, Lottery BP+OSD decode only once per d measurement rounds, meaning $T_{\text{margin}} = 400d$ ns for Lottery BP+OSD. The prolonged latency margin mitigates the backlog problem [37, 74], unlocking scalable quantum error decoding.

In this evaluation, one OSD is shared by multiple Lottery BP (Figure 1 right), scaled by the invoke rate. Figure 18 compares the decoding efficiency of different decoders. Our Lottery BP+OSD shows best decoding efficiency, up to 2 orders of magnitude higher, while BP+OSD ranks the second due to frequent OSD invoke. Without syndrome vote, Lottery BP+OSD's decoding efficiency drops by d , but still outperforms others except AFS-CDA. Note that Lottery BP+OSD uses a fixed memory size to support $d \leq 32$, while memories of other decoders are distance-optimized, causing AFS-CDA (conjoined decoder architecture for resource saving [15]) and Vegapunk to win at small distances. Moreover, syndrome vote compresses the transmitted syndrome to both local and global decoders by d times, alleviating the bandwidth pressure in cryogenic domain significantly. The compression from syndrome vote is orthogonal to prior syndrome compression techniques [15, 69].

8 Related Works

Decoding Algorithm. To mitigate the accuracy drop, BSFBP [39] introduces branched decoding with sign flipping. While it achieves MWPM-level accuracy, multiple branches incurs prohibitive hardware overhead. In contrast, our Lottery BP breaks symmetries without such latency and area penalties. Another prominent approach is the minimum-weight perfect matching (MWPM) [17, 25, 27]. Recent software implementations [36, 81] and hardware accelerators [80] have achieved ultra-low latency. However, MWPM is fundamentally restricted to topological codes where errors trigger at most two syndrome defects. Lottery BP overcomes this topology restriction while maintaining efficiency and scalability.

Decoder Architecture. Hardware-efficient decoder architectures must meet strict latency and scalability requirements in fault-tolerant quantum computing, while balancing decoding accuracy, latency, and hardware cost. MWPM-based designs, such as Astrea [76] and Micro-Blossom [80], achieve high accuracy but suffer from poor

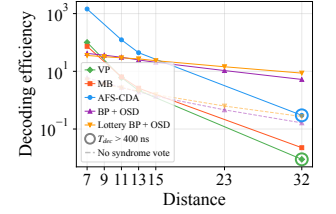


Figure 18: Scalability study.

scalability due to high computational complexity and resource overhead. In contrast, Union-Find decoders, exemplified by AFS [15], provide lower complexity and better scalability through efficient pipelined architectures, though with some loss in accuracy.

Decoding Simulator. Stim [30] is widely used for simulating stabilizer circuit and generate syndrome under realistic noise models. However, Stim does not include decoding algorithm implementations. Many decoders are implemented with simplified assumptions (e.g., BSC), while BPOSD extends support to Stim for a unified simulation environment. Deltakit and decoder-bench [53] further provide modular, standardized frameworks for comparing QEC decoders on top of Stim. CUDA-Q [56, 57] provides a NVIDIA GPU-centered platform for constructing QEC codes, generating syndrome circuits, and evaluating decoding workflows at scale, with support for real quantum hardware real-time testing.

9 Conclusion

Targeting scalable quantum error decoding, we propose Lottery BP to improve the local decoding accuracy while reducing global decoder invoke, so as to reduce the average decoding latency. We propose syndrome vote before Lottery BP to compress the multiple rounds of measured syndromes to one, allowing more decoding latency and mitigating the backlog problem. The implemented architecture PolyQec can support up to 2 orders of magnitude more logical qubits under the same decoding budget. Our decoding simulator Syndrilla offers up to 2 orders of magnitude speedup.

References

- [1] Panos Aliferis, Daniel Gottesman, and John Preskill. 2005. Quantum accuracy threshold for concatenated distance-3 codes. *arXiv preprint quant-ph/0504218* (2005).
- [2] Thomas Ayril, Pauline Besserve, Denis Lacroix, and Edgar Andres Ruiz Guzman. 2023. Quantum computing with and for many-body physics. *The European Physical Journal A* 59, 10 (2023), 227.
- [3] Zunaira Babar, Panagiotis Botsinis, Dimitrios Alanis, Soon Xin Ng, and Lajos Hanzo. 2015. Fifteen years of quantum LDPC coding and improved decoding strategies. *IEEE Access* 3 (2015), 2492–2519. <https://doi.org/10.1109/ACCESS.2015.2503267>
- [4] Rajeev Balasubramonian, Andrew B. Kahng, Naveen Muralimanohar, Ali Shafiee, and Vaishnav Srinivas. 2017. CACTI 7: New Tools for Interconnect Exploration in Innovative Off-Chip Memories. *Transactions on Architecture and Code Optimization* (2017).
- [5] Sergey Bravyi, Andrew W. Cross, Jay M. Gambetta, Dmitri Maslov, Patrick Rall, and Theodore J. Yoder. 2024. High-threshold and low-overhead fault-tolerant quantum memory. *Nat.* 627, 8005 (2024), 778–782. <https://doi.org/10.1038/S41586-024-07107-7>
- [6] Harry Buhman, Noah Linden, Laura Mančinska, Ashley Montanaro, and Maris Ozols. 2022. Quantum majority vote. *arXiv preprint arXiv:2211.11729* (2022).
- [7] A. R. Calderbank and P. W. Shor. 1996. Good quantum error-correcting codes exist. *Physical Review A* 54 (1996), 1098–1105. <https://doi.org/10.1103/PhysRevA.54.1098>
- [8] Yudong Cao, Jonathan Romero, Jonathan P Olson, Matthias Degroote, Peter D Johnson, Mária Kieferová, Ian D Kivlichan, Tim Menke, Borja Peropadre, Nicolas PD Sawaya, et al. 2019. Quantum chemistry in the age of quantum computing. *Chemical reviews* 119, 19 (2019), 10856–10915.
- [9] Jinghu Chen and Marc P. C. Fossorier. 2002. Density evolution for two improved BP-Based decoding algorithms of LDPC codes. *IEEE Commun. Lett.* 6, 5 (2002), 208–210. <https://doi.org/10.1109/4234.1001666>
- [10] R. Chen, S. Siriya, and V. Prasanna. 2015. Energy and Memory Efficient Mapping of Bitonic Sorting on FPGA. In *Proceedings of the 2015 ACM/SIGDA International Symposium on Field-Programmable Gate Arrays*. ACM, 240–249.
- [11] James CL Chow. 2024. Quantum computing in medicine. *Medical Sciences* 12, 4 (2024), 67.
- [12] David G Cory, Mark D Price, Wojciech Maas, Emanuel Knill, Raymond Laflamme, Wojciech H Zurek, Timothy F Havel, and Shyamal S Somaroo. 1998. Experimental quantum error correction. *Physical Review Letters* 81, 10 (1998), 2152.
- [13] Ben Criger and Imran Ashraf. 2018. Multi-path Summation for Decoding 2D Topological Codes. *Quantum* 2 (2018), 102. <https://doi.org/10.22331/Q-2018-10-19-102>
- [14] Poulami Das, Aditya Locharla, and Cody Jones. 2022. Lilliput: a lightweight low-latency lookup-table decoder for near-term quantum error correction. In *Proceedings of the 27th ACM International Conference on Architectural Support for Programming Languages and Operating Systems*. 541–553.
- [15] Poulami Das, Christopher A Pattison, Srilatha Manne, Douglas M Carmean, Krysta M Svore, Moinuddin Qureshi, and Nicolas Delfosse. 2022. Afs: Accurate, fast, and scalable error-decoding for fault-tolerant quantum computers. In *2022 IEEE International Symposium on High-Performance Computer Architecture (HPCA)*. IEEE, 259–273. <https://doi.org/10.1109/HPCA53966.2022.00027>
- [16] N. Delfosse and N. H. Nickerson. 2017. Almost-linear time decoding algorithm for topological codes. *arXiv:1709.06218 [quant-ph]* arXiv preprint arXiv:1709.06218.
- [17] Eric Dennis, Alexei Kitaev, Andrew Landahl, and John Preskill. 2002. Topological quantum memory. *J. Math. Phys.* 43, 9 (2002), 4452–4505. <https://doi.org/10.1063/1.1499754>
- [18] Simon J Devitt, William J Munro, and Kae Nemoto. 2013. Quantum error correction for beginners. *Reports on Progress in Physics* 76, 7 (2013), 076001.
- [19] Alberto Di Meglio, Karl Jansen, Ivano Tavernelli, Constantia Alexandrou, Srinivasan Arunachalam, Christian W Bauer, Kerstin Borrás, Stefano Carrazza, Arianna Crippa, Vincent Croft, et al. 2024. Quantum computing for high-energy physics: State of the art and challenges. *Prx quantum* 5, 3 (2024), 037001.
- [20] Thomas JS Durant, Elizabeth Knight, Brent Nelson, Sarah Dudgeon, Seung J Lee, Dominic Walliman, Hobart P Young, Lucila Ohno-Machado, and Wade L Schulz. 2024. A primer for quantum computing and its applications to healthcare and biomedical research. *Journal of the American Medical Informatics Association* 31, 8 (2024), 1774–1784.
- [21] A. A. Emran and M. Elsabrouty. 2014. Simplified variable-scaled min-sum LDPC decoder for irregular LDPC codes. In *Proceedings of the IEEE Consumer Communications and Networking Conference (CCNC)*. 518–523. <https://doi.org/10.1109/CCNC.2014.6940497>
- [22] Tiago M Fernandez-Carames and Paula Fraga-Lamas. 2020. Towards post-quantum blockchain: A review on blockchain cryptography resistant to quantum computing attacks. *IEEE access* 8 (2020), 21091–21116.
- [23] Andrew J Ferris and David Poulin. 2014. Tensor Networks and Quantum Error Correction. *Phys. Rev. Lett.* 113 (Jul 2014), 030501. Issue 3. <https://doi.org/10.1103/PhysRevLett.113.030501>
- [24] M. P. C. Fossorier and S. Lin. 1995. Soft-decision decoding of linear block codes based on ordered statistics. *IEEE Transactions on Information Theory* 41 (Sept. 1995), 1379–1396. <https://doi.org/10.1109/18.412683>
- [25] Austin G. Fowler. 2013. Minimum weight perfect matching of fault-tolerant topological quantum error correction in average $O(1)$ parallel time. *arXiv preprint arXiv:1307.1740* (2013). <https://arxiv.org/abs/1307.1740>
- [26] Austin G Fowler, Matteo Mariantoni, John M Martinis, and Andrew N Cleland. 2012. Surface codes: Towards practical large-scale quantum computation. *Physical Review A—Atomic, Molecular, and Optical Physics* 86, 3 (2012), 032324.
- [27] Austin G. Fowler, Adam C. Whiteside, and Lloyd CL Hollenberg. 2012. Towards practical classical processing for the surface code. *Physical Review Letters* 108, 18 (2012), 180501. <https://doi.org/10.1103/PhysRevLett.108.180501>
- [28] Patricio Fuentes, Josu Etxezarreta Martinez, Pedro M. Crespo, and Javier Garcia-Frias. 2021. Degeneracy and Its Impact on the Decoding of Sparse Quantum Codes. *IEEE Access* 9 (2021), 89093–89119. <https://doi.org/10.1109/ACCESS.2021.3089829>
- [29] Joydip Ghosh, Austin G. Fowler, and Michael R. Geller. 2012. Surface code with decoherence: An analysis of three superconducting architectures. *Physical Review A* 86, 6 (2012), 062318. <https://doi.org/10.1103/PhysRevA.86.062318>
- [30] Craig Gidney. 2021. Stim: a fast stabilizer circuit simulator. *Quantum* 5 (July 2021), 497. <https://doi.org/10.22331/q-2021-07-06-497>
- [31] Anqi Gong, Sebastian Cammerer, and Joseph M. Renes. 2024. Graph Neural Networks for Enhanced Decoding of Quantum LDPC Codes. In *IEEE International Symposium on Information Theory, ISIT 2024, Athens, Greece, July 7-12, 2024*. IEEE, 2700–2705. <https://doi.org/10.1109/ISIT57864.2024.10619589>
- [32] Daniel Gottesman. 1997. *Stabilizer Codes and Quantum Error Correction*. Ph.D. Dissertation. California Institute of Technology. <https://doi.org/10.7907/rzr7-dt72>
- [33] Antoine Groussier, Lucien Grouès, Anirudh Krishna, and Anthony Leverrier. 2021. Combining hard and soft decoders for hypergraph product codes. *Quantum* 5 (2021), 432. <https://doi.org/10.22331/Q-2021-04-15-432>
- [34] Nils Herrmann, Daanish Arya, Marcus W Doherty, Angus Mingare, Jason C Pilly, Florian Preis, and Stefan Prestel. 2023. Quantum utility—definition and assessment of a practical quantum advantage. In *2023 IEEE International Conference on Quantum Software (QSW)*. IEEE, 162–174.
- [35] Oscar Higgott and Nikolas P. Breuckmann. 2023. Improved Single-Shot Decoding of Higher-Dimensional Hypergraph-Product Codes. *PRX Quantum* 4 (May 2023), 020332. Issue 2. <https://doi.org/10.1103/PRXQuantum.4.020332>
- [36] Oscar Higgott and Craig Gidney. 2025. Sparse Blossom: correcting a million errors per core second with minimum-weight matching. *Quantum* 9 (2025), 1600. <https://doi.org/10.22331/Q-2025-01-20-1600>

- [37] Adam Holmes, Mohammad Reza Jokar, Ghasem Pasandi, Yongshan Ding, Masoud Pedram, and Frederic T Chong. 2020. NISQ+: Boosting quantum computing power by approximating quantum error correction. In *2020 ACM/IEEE 47th annual international symposium on computer architecture (ISCA)*. IEEE, 556–569.
- [38] Min-Hsiu Hsieh and François Le Gall. 2011. NP-hardness of decoding quantum error-correction codes. *Physical Review A* 83, 5 (May 2011), 052331. <https://doi.org/10.1103/PhysRevA.83.052331>
- [39] Tzu-Hsuan Huang, Ting-An Hu, and Yeong-Luh Ueng. 2023. Branch-assisted sign-flipping belief propagation decoding for topological quantum codes based on hypergraph product structure. *IEEE Transactions on Quantum Engineering* 4 (2023), 1–15. <https://doi.org/10.1109/TQE.2023.3279379>
- [40] Richard Jozsa and Noah Linden. 2003. On the role of entanglement in quantum-computational speed-up. *Proceedings of the Royal Society of London. Series A: Mathematical, Physical and Engineering Sciences* 459, 2036 (2003), 2011–2032.
- [41] Emanuel Knill. 2005. Quantum computing with realistically noisy devices. *Nature* 434, 7029 (2005), 39–44.
- [42] K. Y. Kuo and C. Y. Lai. 2020. Refined belief propagation decoding of sparsegraph quantum codes. *IEEE J. Sel. Area. Inf. Theory* 1, 2 (Aug 2020), 487–498. <https://doi.org/10.1109/JSAIT.2020.3011758>
- [43] Kao-Yueh Kuo and Ching-Yi Lai. 2022. Exploiting degeneracy in belief propagation decoding of quantum codes. *npj Quantum Information* 8, 1 (2022), 111. <https://doi.org/10.1038/s41534-022-00623-2>
- [44] Ching-Yi Lai and Kao-Yueh Kuo. 2021. Log-domain decoding of quantum LDPC codes over binary finite fields. *IEEE Transactions on Quantum Engineering* 2 (2021), 1–15. <https://doi.org/10.1109/TQE.2021.3113936>
- [45] Andrew J Landahl, Jonas T Anderson, and Patrick R Rice. 2011. Fault-tolerant quantum computing with color codes. *arXiv preprint arXiv:1108.5738* (2011).
- [46] Moritz Lange, Pontus Havström, Basudha Srivastava, Isak Bengtsson, Valdemar Bergentall, Karl Hammar, Olivia Heuts, Evert van Nieuwenburg, and Mats Granath. 2025. Data-driven decoding of quantum error correcting codes using graph neural networks. *Physical Review Research* 7, 2 (2025), 023181.
- [47] Benjamin P Lanyon, James D Whitfield, Geoff G Gillett, Michael E Goggin, Marcelo P Almeida, Ivan Kassal, Jacob D Biamonte, Masoud Mohseni, Ben J Powell, Marco Barbieri, et al. 2010. Towards quantum chemistry on a quantum computer. *Nature chemistry* 2, 2 (2010), 106–111.
- [48] Yann LeCun, Yoshua Bengio, and Geoffrey Hinton. 2015. Deep learning. *Nature* 521, 7553 (2015), 436–444. <https://doi.org/10.1038/nature14539>
- [49] Ye-Hua Liu and David Poulin. 2019. Neural belief-propagation decoders for quantum error-correcting codes. *Physical review letters* 122, 20 (2019), 205001.
- [50] David J.C. MacKay and Radford M. Neal. 1997. Near Shannon Limit Performance of Low-Density Parity-Check Codes. *Electronics Letters* 33, 6 (March 1997), 457–458. <https://doi.org/10.1049/el:19961141>
- [51] David J. C. MacKay, Graeme Mitchison, and Peter L. McFadden. 2004. Sparse-graph codes for quantum error correction. *IEEE Trans. Inf. Theory* 50 (2004), 2315–2330. <https://doi.org/10.1109/TIT.2004.834737>
- [52] Ryan Mandelbaum. 2025. Scaling for quantum advantage and beyond. IBM Quantum Blog. <https://www.ibm.com/quantum/blog/qdc-2025> Accessed: 2026-02-22.
- [53] Satvik Maurya, Joshua Vizslai, Nithin Raveendran, Poulami Das, and Swamit Tannu. 2025. decoder-bench: Benchmarking Decoders for Quantum Error Correction. In *2025 IEEE International Symposium on Workload Characterization (ISWC)*. IEEE, 286–295. <https://doi.org/10.1109/iiswc66894.2025.00032>
- [54] Vasileios Mavroudis, Kamer Vishi, Mateusz D Zych, and Audun Jøsang. 2018. The impact of quantum computing on present cryptography. *arXiv preprint arXiv:1804.00200* (2018).
- [55] Tristan Müller, Thomas Alexander, Michael E Beverland, Markus Bühler, Blake R Johnson, Thilo Maurer, and Drew Vandeth. 2025. Improved belief propagation is sufficient for real-time decoding of quantum memory. *arXiv preprint arXiv:2506.01779* (2025).
- [56] NVIDIA. 2023. CUDA-Q: The Platform for Integrated Quantum-Classical Computing. *arXiv preprint* (2023). <https://www.researchgate.net/publication/373970091>
- [57] NVIDIA. 2026. CUDA-Q QEC - Quantum Error Correction Library. <https://nvidia.github.io/cudaq/components/qec/introduction.html>. Accessed: 2026-03-28.
- [58] Pavel Pantelev and Gleb Kalachev. 2021. Degenerate quantum LDPC codes with good finite length performance. *Quantum* 5 (2021), 585.
- [59] Pavel Pantelev and Gleb Kalachev. 2021. Degenerate quantum LDPC codes with good finite length performance. *Quantum* 5 (2021), 585. <https://doi.org/10.22331/q-2021-11-22-585>
- [60] Michael A. Perlin. 2023. qLDPC. <https://github.com/qLDPCOrg/qLDPC>.
- [61] M. S. Postol. 2001. A proposed quantum low density parity check code. <https://doi.org/10.48550/arXiv.quant-ph/0108131>
- [62] David Poulin. 2005. Stabilizer formalism for operator quantum error correction. *Physical Review Letters* 95, 23 (2005), 230504. <https://doi.org/10.1103/PhysRevLett.95.230504>
- [63] D. Poulin and Y. Chung. 2008. On the iterative decoding of sparse quantum codes. *Quantum Inf. Comput.* 8 (2008), 987–1000. <https://doi.org/10.48550/arXiv.0801.1241>
- [64] Guen Prawiroatmodjo, Angela Burton, Adrien Suau, Chidi Nnadi, Abbas Bracken Ziad, Adam Melvin, Adam Richardson, Adnaan Walayat, Alex Moyalte, Alise Virbule, AmirReza Safehian, Andrew Patterson, Anton Buyskikh, Archi Ruben, Ben Barber, Brendan Reid, Cai Rees Manuel, Dan Seremet, David Byfield, Elisha Matekole, Gabriel Gallardo, Gyorgy Geher, Jack Turner, Jatin Lal, Joan Camps, Joonas Majaniemi, Joseph Yates, Kausar Johar, Kenton Barnes, Laura Caune, Lewis Zigante, Luka Skoric, Marcin Jastrzebski, Marco Ghibaudi, Mark Turner, Matt Haberland, Matthew Stafford, Nick Blunt, Nicole Gillett, Ophelia Crawford, Philip McBrien, Samin Ishtiaq, Stanislav Protasov, Stasiu Wolanski, and Tom Hartley. 2025. *Deltakit*. <https://doi.org/10.5281/zenodo.17145113>
- [65] John Preskill. 2018. Quantum computing in the NISQ era and beyond. *Quantum* 2 (2018), 79.
- [66] John Preskill. 2025. Beyond nisq: The megaquop machine. , 7 pages.
- [67] Daniel Price, Prabhu Vellaisamy, Patricia Gonzalez, George Michelogiannakis, John P Shen, and Di Wu. 2026. A-Graph: A Unified Graph Representation for At-Will Simulation across System Stacks. *arXiv preprint arXiv:2602.04847* (2026). <https://doi.org/10.48550/arXiv.2602.04847>
- [68] Nithin Raveendran and Bane Vasić. 2021. Trapping sets of quantum LDPC codes. *Quantum* 5 (2021), 562. <https://doi.org/10.22331/q-2021-10-14-562>
- [69] Gokul Subramanian Ravi, Jonathan M. Baker, Arash Fayyazi, Sophia Fuhui Lin, Ali Javadi-Abhari, Masoud Pedram, and Frederic T. Chong. 2023. Better Than Worst-Case Decoding for Quantum Error Correction. In *International Conference on Architectural Support for Programming Languages and Operating Systems*.
- [70] Joschka Roffe, Chris A. White, Simon Burton, and Earl T. Campbell. 2020. Decoding across the quantum low-density parity-check code landscape. *Physical Review Research* 2, 4 (2020), 043423. <https://doi.org/10.1103/PhysRevResearch.2.043423>
- [71] Joschka Roffe, David R. White, Simon Burton, and Earl Campbell. 2020. Decoding across the quantum low-density parity-check code landscape. *Physical Review Research* 2, 4 (Dec 2020). <https://doi.org/10.1103/physrevresearch.2.043423>
- [72] S. Salamat, A. Haj Aboutaleb, B. Khaleghi, J. H. Lee, Y. S. Ki, and T. Rosing. 2021. NASCENT: Near-Storage Acceleration of Database Sort on SmartSSD. In *Proceedings of the 2021 ACM/SIGDA International Symposium on Field-Programmable Gate Arrays*. ACM, 262–272.
- [73] Ashley M Stephens. 2014. Fault-tolerant thresholds for quantum error correction with the surface code. *Physical Review A* 89, 2 (2014), 022321.
- [74] Barbara M Terhal. 2015. Quantum error correction for quantum memories. *Reviews of Modern Physics* 87, 2 (2015), 307–346.
- [75] J.-P. Tillich and G. Zemor. 2014. Quantum LDPC codes with positive rate and minimum distance proportional to the square root of the blocklength. *IEEE Transactions on Information Theory* 60, 2 (Feb. 2014), 1193–1202. <https://doi.org/10.1109/TIT.2013.2292061>
- [76] Suhas Vittal, Poulami Das, and Moinuddin Qureshi. 2023. Astrea: Accurate quantum error-decoding via practical minimum-weight perfect-matching. In *Proceedings of the 50th Annual International Symposium on Computer Architecture*. 1–16. <https://doi.org/10.1145/3579371.3589037>
- [77] Yong-Jian Wang, Barry C. Sanders, Bing-Min Bai, and Xiao-Min Wang. 2012. Enhanced feedback iterative decoding of sparse quantum codes. *IEEE Transactions on Information Theory* 58, 2 (Feb 2012), 1231–1241. <https://doi.org/10.1109/TIT.2011.2169534>
- [78] James R. Wootton and Daniel Loss. 2018. Repetition code of 15 qubits. *Phys. Rev. A* 97 (May 2018), 052313. Issue 5. <https://doi.org/10.1103/PhysRevA.97.052313>
- [79] Di Wu, Yun Chen, Qichen Zhang, Yeong-luh Ueng, and Xiaoyang Zeng. 2016. Strategies for Reducing Decoding Cycles in Stochastic LDPC Decoders. *IEEE Transactions on Circuits and Systems II: Express Briefs* 63, 9 (2016), 873–877. <https://doi.org/10.1109/TCSII.2016.2535038>
- [80] Yue Wu, Namitha Liyanage, and Lin Zhong. 2025. Micro blossom: Accelerated minimum-weight perfect matching decoding for quantum error correction. In *Proceedings of the 30th ACM International Conference on Architectural Support for Programming Languages and Operating Systems, Volume 2*. 639–654. <https://doi.org/10.1145/3676641.3716005>
- [81] Yue Wu and Lin Zhong. 2023. Fusion blossom: Fast MWPM decoders for QEC. In *2023 IEEE International Conference on Quantum Computing and Engineering (QCE)*, Vol. 1. IEEE. <https://doi.org/10.1109/QCE57702.2023.00107>
- [82] Hanwen Yao, Waleed Abu Laban, Christian Häger, Alexandre Graell i Amat, and Henry D Pfister. 2024. Belief propagation decoding of quantum LDPC codes with guided decimation. In *2024 IEEE International Symposium on Information Theory (ISIT)*. IEEE, 2478–2483.
- [83] Kaiwen Zhou, Liqiang Lu, Debin Xiang, Chenning Tao, Anbang Wu, Jingwen Leng, Fangxin Liu, Mingshuai Chen, and Jianwei Yin. 2025. Vegapunk: Accurate and Fast Decoding for Quantum LDPC Codes with Online Hierarchical Algorithm and Sparse Accelerator. In *Proceedings of the 58th IEEE/ACM International Symposium on Microarchitecture*. 719–732. <https://doi.org/10.1145/3725843.3756084>