

# Breakdown of the Migdal-Eliashberg theory for electron-phonon systems. Role of polarons/bi-polarons

Andrey Chubukov,<sup>1</sup> Ilya Esterlis,<sup>2</sup> Artem Abanov,<sup>3</sup> and Nikolay Prokof'ev<sup>4</sup>

<sup>1</sup>*Department of Physics, University of Minnesota, Minneapolis, MN 55455, USA*

<sup>2</sup>*Department of Physics, University of Wisconsin-Madison, Madison, WI 53706-1390, USA*

<sup>3</sup>*Department of Physics, Texas A&M University, College Station, TX 77843, USA USA*

<sup>4</sup>*Department of Physics, University of Massachusetts, Amherst, MA 01003, USA*

The Migdal-Eliashberg theory (MET) describes electrons interacting with phonons in the adiabatic limit when the phonon Debye frequency is much smaller than the Fermi energy. A conventional belief is that MET holds even at strong coupling, when electron self-energy is large, and breaks down only near the point where the dressed phonon spectrum softens to near zero. We analyze numerically and analytically a different option—collapse to a polaronic/bipolaronic ground state. The last scenario has never been analyzed in precise quantitative terms for a generic electron density. Using variational considerations, we establish rigorous upper bounds on the coupling  $\lambda$ , at which a FL state transforms into the bipolaron/polaron state. We show that at small and near-maximum densities, this happens well before a dressed phonon softens. This is true both in 2D and 3D systems; in the latter the upper bound on  $\lambda$  tends to zero in the limit of small or near-full density. We present analytical reasoning for this behavior based on hints extracted from exact diagrammatic treatment of the on-site Holstein model for the spin polarized case and argue that polarons are produced by fermions with energies comparable to the bandwidth; i.e., polaron formation is outside the realm of MET. Closer to half-filling, the leading instability upon increasing  $\lambda$  is towards a charge-density-wave state (CDW), and there exists a strong coupling regime of MET near this instability, while the polaron/bipolaron state develops at larger  $\lambda$  out of a CDW-ordered state and inherits a CDW order over some range of coupling.

## CONTENTS

I. Introduction	2	V. Comparison between numerical and analytic results and the full phase diagram	40
A. Notations and summary of the results	3	A. The full phase diagram	41
1. Notations	3	B. Comparison with other works	41
2. Numerical results	3	C. Additional considerations	43
3. Analytical results	5	1. 3D case	43
4. The structure of the paper	6	2. Finite T	43
II. Theoretical setup and MET	6	VI. Conclusions	44
A. Theoretical setup	6	VII. Acknowledgements	45
B. Migdal-Eliashberg theory	7	A. Fermionic self-energy at $n = 0$	45
III. Numerical analysis	8	B. The DOS of the Holstein model at smaller $\beta$ .	47
IV. Analytic consideration	12	C. The Green's function in the rainbow and self-consistent one-loop approximation in the atomic limit.	47
A. Input	13	1. Rainbow approximation	47
B. The limit of vanishing density	14	a. A $\delta$ -functional bosonic propagator	48
1. Zero bandwidth, Holstein model	14	b. An Einstein boson	49
2. Finite bandwidth.	19	2. Self-consistent one-loop approximation	51
C. The limit of full filling, $n \rightarrow 1$	21	a. A $\delta$ -functional bosonic propagator	51
1. Zero bandwidth, Holstein model	21	b. an Einstein boson	53
2. Finite bandwidth	21	3. Comparison with the eikonal calculation	56
D. Arbitrary filling, $0 < n < 1$	22	D. Eikonal Green's function $G^c(\omega)$ in terms of $\Gamma$ -functions	57
1. Zero bandwidth, Holstein model	22	E. Melting of polaron states near $\omega = \beta\omega_0$	58
2. Finite bandwidth.	24	1. The known results	58
3. CDW polaron order	32		
4. Electronic CDW order with a finite order parameter	36		
5. Degeneracy at half-filling	39		

2. Our results	59
F. Modeling of the grand potential of the CDW polaron state to order $1/\lambda_p^4$	60
G. Full and "kinetic" chemical potentials	60
References	61

## I. INTRODUCTION

An incredibly rich and fascinating physics displayed by a system of fermions interacting with lattice vibrations (phonons) continues to attract significant interest among researchers interested in various aspects of strong correlations and superconductivity (see, e.g. the review articles [1–4]). Models of coupled electron-phonon (e-ph) systems, particularly the one of fermions interacting with a single Einstein phonon, have long been considered as the best examples of applicability of Migdal-Eliashberg theory (MET), both in the normal and superconducting state; see, e.g., Refs. [5–7]. At weak coupling, MET is synonymous to perturbation theory/BCS theory of superconductivity with the advantage that no artificial high-energy cutoff is required, e.g., superconducting  $T_c$  can be computed exactly, including the prefactor [8–11] [12]. At strong coupling, MET states that in the adiabatic limit, when the Debye frequency,  $\omega_0$ , is much smaller than the Fermi energy,  $E_F$ , one can proceed beyond the perturbation theory and rigorously analyze properties of both normal and superconducting states, despite a large enhancement of the fermionic mass and a non-FL behavior in a wide range of frequencies. Specifically, MET states that at strong coupling, one can still use a self-consistent one-loop approximation because vertex corrections remain small in  $\gamma = \omega_0/E_F \ll 1$ . The physical argument is that in the scattering processes, accounting for vertex corrections, fermions with typical momenta of the order  $k_F$  vibrate at frequencies comparable to  $\omega_0$ , far away from their own resonance at  $E_F$ .

More recent studies, which intensified over the last few years with the advent of more powerful analytical and numerical methods, questioned the existence of the strong-coupling regime described by MET. One argument here is technical - in many cases the effective Debye frequency dressed by interaction with fermions acquires rather strong momentum dependence, which qualitatively changes the structure of the one-loop self-consistent theory and the rationale for neglecting vertex corrections. Another argument, outlined in Ref. [13], points to a possibility that in the strong coupling regime the MET theory undergoes a kinetic instability at which the phonon and electron subsystems develop a temperature difference. And the most drastic argument is that even before the system enters a strong coupling regime, it

may undergo a radical reconstruction of low-energy excitations due to emergence of polarons and bi-polarons as relevant degrees of freedom [14, 15].

In this communication, we analyze the interplay between MET and polaron/bipolaron formation at  $T = 0$  for several systems (in two- and three-dimensions) with e-ph interaction, including interaction with an Einstein phonon with frequency  $\omega_0$ . We combine a variational numerical analysis and an analytical (diagrammatic) approach and analyze the evolution of the system's behavior with increasing e-ph coupling at various fermionic filling factors  $n$ . We keep the ratio of the e-ph interaction and the Debye frequency fixed at a large value and vary the bandwidth  $W$ . We analyze how the fermionic density of state (DOS) evolves as  $W$  decreases and eventually vanishes. We introduce fermions that behave as free quasi-particles in the limit  $W \rightarrow \infty$  and express the DOS of the FL, described by MET, and of a polaron state in terms of the same fermions. In other words, we do not introduce new fermionic operators for electron-phonon bound states, as is often done in the analysis of a polaron state (see, e.g., [16]).

For an Einstein phonon with frequency  $\omega_0$ , the limit  $W = 0$  is described by the exactly solvable Holstein model. In the latter, the DOS of spin-less (spin-polarized) fermions consists of a set of  $\delta$ -functional peaks separated by  $\omega_0$  (Fig. 1b). These peaks correspond to polarons, which can be interpreted as "bound states" of an electron and strong lattice deformation (see more on this interpretation below). The peak with the smallest energy is the ground state, whereas other peaks are states featuring multiple excited phonons relative to the ground state. For spin-full fermions, phonon-mediated pairing interaction between polarons made of fermions with opposite spins binds polarons into bi-polarons. This leads to vanishing of the DOS around  $\omega = 0$ . For both polarons and bi-polarons, the DOS is quite different from that at small e-ph coupling  $\lambda$ , which is continuous at  $\omega = 0$  and has a width  $W$  (Fig. 1a).

Using numerical and analytical studies, we present the theoretical scenario for the evolution of the system at different  $W$  and fermionic density  $n$  (see Figs. 2 and 3).

In the numerical study, we consider  $S = 1/2$  fermions, for which the polaron state is that of heavy bi-polarons (bound states of two electrons dressed by lattice distortion). We compare ground state energies and chemical potentials of the FL (FL) state, described by MET, and the variational state consisting of localized bi-polarons, identify the ranges of couplings at which either the pure bi-polaron state or the mixed state with bi-polaron and FL components is energetically favorable, and compare this coupling with the one at which the dressed phonon spectrum softens to zero.

In the analytical study, we consider spin-less fermions (a spin-polarized system), in which case there are polarons but no bi-polarons. We first develop a diagram-

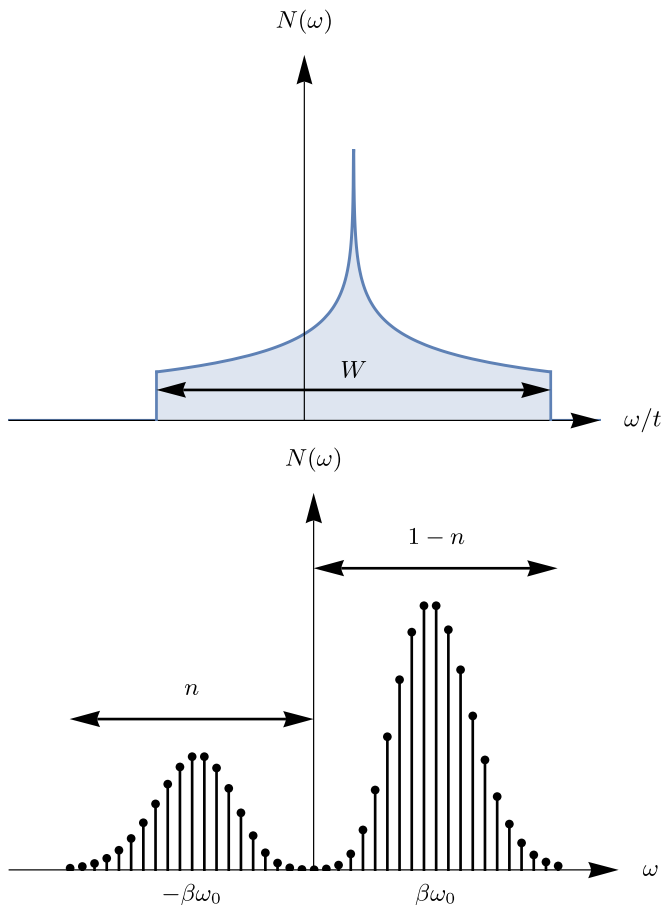


FIG. 1. Density of states  $N(\omega)$  for 2D tight-binding model with nearest-neighbor hopping  $t$  and bandwidth  $W = 8t$ . The parameter  $\beta \gg 1$  is controlling the ratio between the e-ph interaction and Debye frequency  $\omega_0$ . (a) The weak coupling limit of large  $W \gg \beta\omega_0$ . The density of states is a continuous function of frequency. (b) The limit  $t = W = 0$  (the single site Holstein model). The density of states consists of a set of delta function peaks marked by vertical lines, separated by the phonon energy  $\omega_0$ . The length of each vertical line is proportional to the residue of the corresponding  $\delta$ -function.

matic description of the polaron state for an Einstein phonon in the limit  $W = 0$  (a dispersion-less fermion), identify the key features of the diagrammatic series, and then show how these features evolve when  $W$  becomes finite and identify the range of  $W$  (i.e., the range of couplings), where the polaron state and the mixed state with both polaron and FL components present are energetically favorable compared to a pure FL state described by MET. We also analyze how a polaron state emerges if one departs from the FL and increases the coupling.

In both numerical and analytical study we consider a particle-hole symmetric model for which the behavior at small fermionic densities is the same as near the full filling. For spinful fermions, the phase diagram is symmetric with respect to  $n = 1$ ; for spin-less fermions, it is symmetric around  $n = 1/2$ .

## A. Notations and summary of the results

For convenience of the reader, we present below the list of notation and a short summary of the results of our numerical and analytical studies, focusing on  $n \leq 1$  for spin-full fermions and  $n \leq 1/2$  for spin-less fermions.

### 1. Notations

We define the electron-phonon coupling as  $g(q)$  and the bare phonon frequency as  $\omega_0(q)$ . For numerical studies, we define the dimensionless coupling constant  $\lambda$  as  $\lambda_0 = N_F \langle g^2(q)/\omega_0^2(q) \rangle_{FS}$ , where  $N_F$  is the density of states at the Fermi level, the averaging is over the Fermi surface with  $q$  connecting points on the Fermi surface. We define  $\lambda_0^{c,1}$  as the critical coupling for the instability of a FL state towards the development of polarons/bipolarons and  $\lambda_0^{c,2}$  as the critical coupling for the instability of a FL state towards a charge-density-wave (CDW) order. To account for the softening of the phonon mode in MET due to interaction with electrons, from  $\omega_0(q)$  to  $\omega_r(q)$ , we also introduce the renormalized coupling  $\lambda_r = N_F \langle g^2(q)/\omega_r^2(q) \rangle_{FS}$ .

For analytical studies, we focus on 2D, set  $g$  and  $\omega_0$  to be momentum independent, introduce the bandwidth  $W$  and define an alternative dimensionless coupling  $\lambda_p = g^2/(2\omega_0^2 W) = \beta\omega_0/W$ , where  $\beta = g^2/(2\omega_0^3)$ . We set  $\beta$  as a large number and vary  $\lambda_p$  by varying  $W$ .

We obtain the same two critical couplings in terms of  $\lambda_p$ :  $\lambda_p^{c,1}$  and  $\lambda_p^{c,2}$ . We argue that at small density  $\lambda_p$  is more adequate for the analysis of polaron formation than  $\lambda_0 = (g^2/\omega_0^2)N_F$  because we will argue in the following that polarons are produced by fermions with energies comparable to the bandwidth  $W$  rather than the Fermi energy  $E_F$ .

### 2. Numerical results

We considered  $S = 1/2$  fermions with a tight-binding dispersion relation on the simple cubic lattice in three dimensions (3D) and the square lattice in 2D. We introduced a local density-displacement-type coupling to lattice vibrations and probed several typical phonon dispersions. For the FL state, we compute the critical value  $\lambda_0^{c,2}$  for an electronic CDW instability, obtain the momenta at which the instability takes place, and evaluate the dressed coupling  $\lambda_r$ . We then compared the energy and chemical potential of the FL state at various fermionic densities with those of the variational bipolaron (BP) state composed of localized fermion pairs. For the cases where the bottom of the dispersion of bare phonons is close to  $q = 0$ , we considered a homogeneous state with the highest density  $n_i = 2$  at  $Nn/2$  sites ( $N$  is the total number of sites). For the cases where the bottom

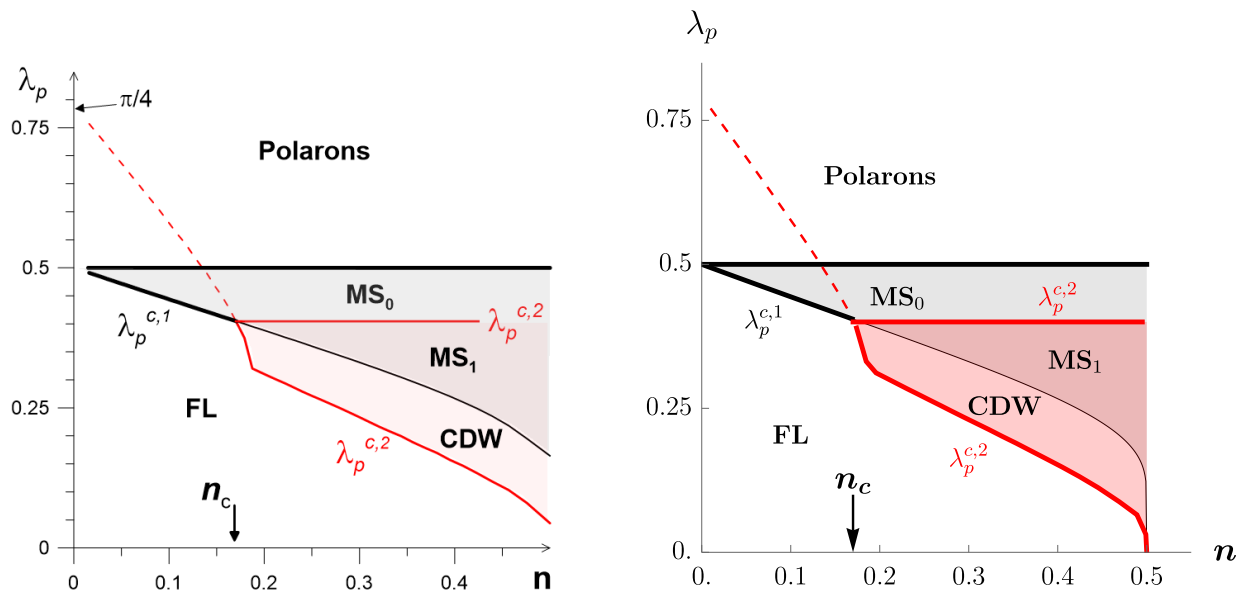


FIG. 2. The phase diagram obtained in variational (left) and analytical (right) analysis for a homogeneous polaron order on the  $(\lambda_p, n)$  plane, where  $\lambda_p$  is the ratio of polaron binding energy and fermionic bandwidth and  $n$  is the density of fermions. The variational phase diagram has been obtained for spin-full electrons and bi-polarons. It is adjusted here to spinless fermions and polarons for comparison with the analytical phase diagram. We see that the two phase diagrams are identical. We explain in the text why this is so. The phase diagram contains the regions of a Fermi liquid (FL), described by MET, a homogeneous polaron state, a charge-ordered state of electrons (CDW) and mixed states, in which both polaron and electronic components are present. The notations  $MS_0$  and  $MS_1$  denote, respectively, the mixed states in which the electronic component is homogeneous and where it is CDW-ordered.

of the bare dispersion is near the antiferromagnetic momentum  $\mathbf{Q}$ , we considered the state with the checkerboard arrangement of pairs on  $Nn$  sites. We label this state BP-CDW. We determined the critical coupling  $\lambda_0^{c,1}$  for the transformation of the FL state into the mixed FL + bi-polaron state (which is likely to be phase separated) by analyzing the coupling at which the chemical potentials of the FL and BP states become equal. We emphasize that once bi-polarons appear, the description based on MET becomes invalid, although the theory itself remains internally stable against low-energy fluctuations. We then identified the larger critical coupling, corresponding to the upper end of the mixed state, as the one at which the chemical potential of the BP state reaches the bottom of the electron dispersion. At even larger coupling, the ground state is a BP state with localized fermionic pairs.

We show the results in Figs. 4 and 5 in units of  $\lambda_0$  and re-express some of these results in units of  $\lambda_p$  in Figs. 2 and 31. In 3D (Fig. 4), we found that in the low density limit  $\lambda_0^{c,1}$  is proportional to the Fermi momentum, i.e. it scales as  $n^{1/3}$ , while  $\lambda_0^{c,2} = O(1)$  ( $\lambda_0^{c,2} = 1/2$  for fermions with a parabolic dispersion). In this situation, bi-polarons appear, and the description within the MET becomes invalid already at weak coupling, when the MET is well inside its stability region. In other words, the low-density (continuous) limit of the MET in 3D is

ill-defined. As density increases,  $\lambda_0^{c,1}$  also increases, while  $\lambda_0^{c,2}$  decreases. We showed that for some phonon dispersions, there exists a range of fermion densities around half-filling  $n_c < n < 1$  where  $\lambda_0^{c,2} < \lambda_0^{c,1}$ . In this range, the internal instability of the MET towards a CDW order develops before the polaron formation.

We also analyzed the structure of the mixed state in this range and found the line at which the FL component in the mixed state loses a CDW order as the frequency increases  $\lambda_0$ . This line can be viewed as an extension of the  $\lambda_0^{c,2}$  line to the mixed state. We found that  $\lambda_0^{c,2}(n)$  displays a re-entrant behavior at  $n > n_c$ .

As  $\lambda$  approaches  $\lambda_0^{c,2}$  from below, the system should nominally go into the strong coupling regime of MET, where the dressed  $\lambda_r$  becomes large. However, we found that in most cases that we studied,  $\lambda_r$  remains  $O(1)$  even in the vicinity of  $\lambda_0^{c,2}$ . We associate this with the fact that for finite  $n$ , the phonon spectrum softens only at isolated momentum points, and the phase space around the softening is not large enough to bring the system into the strong coupling regime in a detectable range of  $\lambda_0 \leq \lambda_0^{c,2}$ .

We found very similar results for 2D systems (Fig. 5) with one notable exception: in the low density limit  $\lambda_0^{c,1}$  approaches a finite value. This is directly related to the fact that the density of states of a 2D Fermi gas is independent of  $k_F$  at small  $k_F$ . Nevertheless, we found nu-



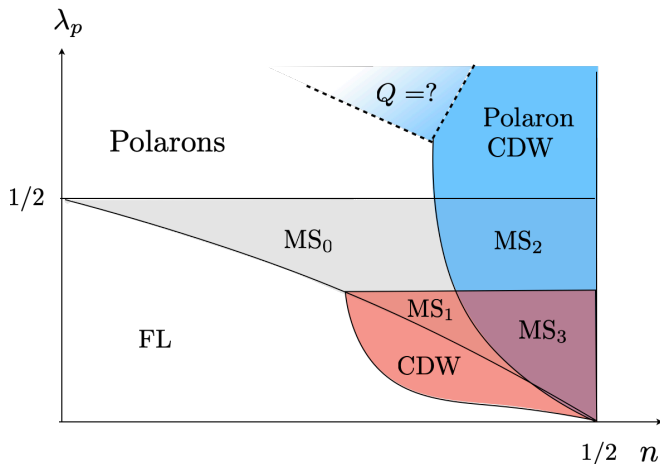


FIG. 3. Schematic phase diagram for an electron-phonon system as a function density  $n$  and dimensionless coupling strength  $\lambda_p$ , displaying the full set of phases which we considered in this study. The phase diagram is for spinless fermions and polarons. The phase diagram for spin-full fermions and bi-polarons is quite similar. The diagram contains pure polaron states with homogeneous (P) and checkerboard (P-CDW) order and, potentially, the states with a polaron order with an incommensurate momentum  $Q$ , a FL state, a CDW-ordered state of fermions and a set of mixed states in which density  $n$  is split between polaron and FL/CDW components. The mixed state  $MS_0$  has P and FL components,  $MS_1$  has P and CDW components,  $MS_2$  has P-CDW and FL components, and  $MS_3$  has P-CDW and CDW components. The lines approaching  $n = 1/2$  should be viewed as describing system behavior at densities arbitrary close but not exactly equal to  $1/2$ . For  $n \equiv 1/2$ , the behavior is special because of degeneracy between an electronic and polaronic CDW.

merically that at low fermion densities  $\lambda_0^{c,1} < \lambda_0^{c,2}$ , i.e. the prime reason for breakdown of the MET at  $n \ll 1$  is an instability towards the formation of bi-polarons.

### 3. Analytical results

We considered 2D spinless fermions with tight-binding dispersion coupled to a dispersion-less phonon with frequency  $\omega_0$ . We obtained three sets of analytical results: one for an infinitesimally small density  $n = 0+$ , another for an infinitesimally small deviation for full filling  $n = 1-$ , and the third for arbitrary  $n$ . We present the analytical phase diagrams for the homogeneous and checkerboard polaron configurations in the right panel in Fig. 2 and in Fig. 27, respectively. For cases  $n = 0$  and  $n = 1$ , we first demonstrate that the exact DOS of the Holstein model in the limit  $W = 0$  is reproduced using the eikonal diagrammatic approach. We then extend the diagrammatic analysis to finite  $W$  and argue that the DOS can be approximated by a set of narrow, nearly  $\delta$ -functional peaks at low energies,  $\omega = m\omega_0$ ,  $m = 0, 1, 2$ , etc. for  $n = 0$  and  $m = 0, -1, -2$  for  $n = 1$ ,

which describe heavy polarons with exponentially large mass  $e^\beta$  and a free-particle-like continua of width  $W$ , centered at much larger  $\omega = \beta\omega_0$  at  $n = 0$  and at  $\omega = -\beta\omega_0$  at  $n = 1$ . As  $W$  increases, the lower end of the continuum moves towards  $\omega = 0$ , absorbing low-energy polarons one by one. The last polaron at  $\omega = 0$  is absorbed at  $\lambda_p^{c,1} = 1/2$ . At smaller  $\lambda_p$ , the system is in a FL state described by MET. There is no mixed state for  $n = 0$  and  $n = 1$ . For these  $n$ , we found  $\lambda_p^{c,2} = \pi/4$ , which is larger than  $\lambda_p^{c,1} = 1/2$ . In this situation, a FL state becomes energetically unfavorable compared to the polaron state when MET is internally state. We also approached  $\lambda_p^{c,1} = 1/2$  from smaller  $\lambda_p$  and argued that the onset of the polaron instability is the development of a peak in the DOS at the lower end of the continuum, which can be interpreted as a polaron bound state. We argued that the bound state is *not* a low-energy phenomenon despite that it appears at  $\omega$  equal to the chemical potential, because the corresponding contribution to the fermionic self-energy comes from high-order,  $O(\beta)$ , in the diagrammatic series and involves fermions with energies comparable to  $W$ . Fluctuations of these high-energy fermions are disconnected from fluctuations of low-energy fermions with energies well within  $W$ , which determine the stability of MET.

At a finite  $n$ , we found that one has to do a calculation in three steps to reproduce the exact DOS of the Holstein model at  $W = 0$ . First, one has to add an ancilla fermion  $\tilde{c}$  – a hole-like excitation with the opposite value of the chemical potential compared to  $\mu_n = (2n - 1)\beta\omega_0$  for the original electron  $c$  (for each,  $\mu_n$  is the chemical potential without the Hartree contribution, the total chemical potential  $\mu_P = -\beta\omega_0$ ). Second, one has to introduce a condensate order parameter  $\Delta = \langle c^\dagger c \rangle$  and use it to decouple the phonon-induced interaction between the densities of the original and ancilla fermions. We obtained a non-zero value of  $\Delta$  from the minimization of the ground state energy and verified that the energy is smaller at a finite  $\Delta = 2\beta_0(n(1-n))^{1/2}$ . Diagonalizing the effective quadratic Hamiltonian we found two sets of fermions with energies  $\pm\beta\omega_0$ , which can be identified as describing the filled and empty states. The electron-phonon interaction decouples between these new fermions, and the effective Hamiltonian becomes the sum of the two terms: one is the same as for  $n = 0$ , and the other is the same as for  $n = 1$ . Third, one has to do eikonal calculations for  $n = 0$  and  $n = 1$  components. Using this procedure, we reproduced the exact DOS for the physical fermion consisting of two sets of  $\delta$ -functions at  $\omega \geq 0$  and  $\omega \leq 0$ , the first with the overall factor  $1 - n$  and the second with the overall factor  $n$ .

We then extended the calculations at  $0 < n < 1/2$  to finite  $W$ . Now the condensate order parameter  $\Delta$  has to be selected with a particular momentum  $\mathbf{q}$ . We analyzed two polaron states: a homogeneous one with  $\Delta_{q=0} = \Delta_0$  and a checkerboard one with  $\Delta_{q=Q} = \Delta_Q$ , where  $Q = (\pi, \pi)$ .

We verified that the  $\Delta_0$  state is localized with no density fluctuations between occupied and non-occupied states. We showed that the DOS of each polaron state can be approximated by a set of narrow, nearly  $\delta$ -functional peaks at low energies,  $\omega = n\omega_0$ ,  $n = 0, \pm 1, \pm 2$ , etc., which describe heavy polarons with exponentially large mass  $e^\beta$  and two free continua at higher energies, centered at  $\omega = \pm\beta\omega_0$ , each with width  $W$ . As  $W$  increases and  $\lambda_p$  decreases, the lower edges of the two continua extend to smaller  $|\omega|$  and absorb low-energy polarons one by one.

For the homogeneous polaron state, the edges of the two continua merge at  $\omega = 0$  at  $\lambda_p = 1/2$ . We found that at smaller  $\lambda_p$ , the ground state is a mixed state, in which a portion of a system with density  $n - \delta$  is in the homogeneous polaron state and the other portion, with density  $\delta$  is in a FL state. The parameter  $\delta$  increases with decreasing  $\lambda_p$  and becomes equal to  $n$  at the critical  $\lambda_p^{c,1}(n) < 1/2$ . At  $\lambda_p < \lambda_p^{c,1}(n)$  the ground state is a FL described by MET. For larger  $n > n_c$ , the phase diagram is modified because the critical  $\lambda_p^{c,2}$ , at which the phonon spectrum in a MET softens at some momentum  $q$ , becomes smaller than  $\lambda_p^{c,1}$  (the two lines cross at  $n = n_c$ ). In this situation, the leading instability upon increasing  $\lambda_p$  is in a state with a CDW electronic order. We argued that near the onset of CDW order there is a range of strong coupling behavior within MET. [17]. For the same  $n > n_c$ , the  $\lambda_p^{c,2}(n)$  line displays a re-entrant behavior inside the mixed state, splitting it into states with and without CDW order of the FL component.

For the checkerboard polaron order with  $q = Q$ , the DOS at large but finite  $\lambda_p$  again consists of the two continua and polaron patches at smaller frequencies, and the lower edges of the continua extend to smaller  $\omega$  as  $\lambda_p$  decreases. However, they do not reach  $\omega = 0$  at the onset of the mixed phases, which leads to a somewhat different form of the DOS in the mixed phase compared to the  $q = 0$  case. The phase diagram is also similar to that for  $q = 0$  (see Figs...) but the  $q = Q$  state is not localized beyond the mean-field approximation, and to obtain the phase diagram, we treated the effects due to non-localization phenomenologically.

Finally, we combined the phase diagrams in Figs. 2 and 27 and obtained the complete phase diagram, Fig. 3, assuming that the homogeneous polaron state develops in smaller  $n$  and the checkerboard polaron state develops near  $n = 1/2$ . Exactly at half-filling, we found a degeneracy between  $(\pi, \pi)$  polaron and  $(\pi, \pi)$  electronic orders and argued that this leads to an enhanced order parameter manifold.

#### 4. The structure of the paper

The structure of the paper is the following. In Sec. II we introduce the model, set up the notation, and briefly

review MET. In Section III we examine the physics of spin-1/2 fermions numerically using the variational approach. In Section IV we present our analytical results for spin-less fermions. We first consider the limiting cases of zero and filled band densities and then present results for arbitrary  $n$ . We compare our analytical and numerical results in Sec. V in 2D and 3D and discuss a comparison with previous numerical studies of the system evolution with increasing coupling. We present our conclusions in Sec. VI. Some technical details are presented in the Appendices. In particular, in Appendix C we rationalize the need to include vertex corrections into diagrammatic treatment by comparing the eikonal technique, which treats self-energy and vertex corrections on equal footing and reproduces the exact result for the Holstein model, with rainbow and self-consistent one-loop approximations, both of which neglect vertex corrections.

## II. THEORETICAL SETUP AND MET

### A. Theoretical setup

We consider a lattice model of fermionic density coupled to lattice vibrations. In its simplest form, the coupling is between the electron density and a single phonon mode. The corresponding interaction Hamiltonian is (in notation closely following the textbook [7])

$$H_{\text{int}} = \sum_{\mathbf{q}} \frac{g(\mathbf{q})}{\sqrt{2\omega_0(\mathbf{q})}} [n_{\mathbf{q}}b_{\mathbf{q}} + h.c.], \quad (1)$$

where  $n_{\mathbf{q}} = (1/N) \sum_k c_{k+\mathbf{q}}^\dagger c_k$  is the Fourier transform of the total electron density ( $N$  is the total number of sites), and  $b_{\mathbf{q}}$  is the annihilation operator of a phonon with momentum  $\mathbf{q}$  and frequency  $\omega_0(\mathbf{q})$ . We assume a tight binding model for electrons on a square/cubic lattice with dispersion  $\epsilon_{\mathbf{k}} = -2t \sum_{\alpha=1}^d \cos(k_\alpha a)$  and set the lattice spacing  $a$  as a unit of length (i.e., we set  $a = 1$  in the rest of the text). In these notations  $\bar{g}(\mathbf{q}) = g(\mathbf{q})/\sqrt{2\omega_0(\mathbf{q})}$  has the dimension of energy. The bare fermion propagator in Matsubara frequencies is  $G_0(\mathbf{k}, \omega_m) = 1/(i\omega_m - \epsilon_{\mathbf{k}} + \mu)$ . Similarly, the bare phonon propagator is  $\chi(\mathbf{q}, \Omega_m) = 2\omega_0(\mathbf{q})/(\Omega_m^2 + \omega_0^2(\mathbf{q}))$ .

Equation (1) is often simplified by considering momentum-independent parameters  $g$ ,  $\omega_0$ , and  $\bar{g} = g/\sqrt{2\omega_0}$ . In this work, we also approximate  $g(\mathbf{q})$  by  $g$  but keep the momentum dependence of  $\omega_0(\mathbf{q})$  (see Eq. (11)) in our numerical analysis. In the analytical study, we approximate  $\omega_0(q)$  by  $\omega_0$ .

In general, there are four energy scales in the problem: electron-phonon interaction, Debye frequency, Fermi energy, and the fermionic bandwidth,  $W$ . For densities around half-filling,  $E_F$  and  $W$  are comparable, but at a small density,  $E_F$  is much smaller than  $W$ , and for near-full filling  $W - E_F$  is much smaller than  $W$ .

## B. Migdal-Eliashberg theory

MET is a theoretical tool to extract dressed fermionic and bosonic propagators from Eq. (1) both in the normal and superconducting states. The theory uses as input the adiabatic condition  $\omega_0(q) \ll E_F$  and *assumes* that the interactions are relevant only for fermions in the near vicinity of the Fermi surface and operates with two dimensionless parameters. The first is the dimensionless electron-phonon coupling

$$\lambda_0 = N_F \left\langle \frac{g^2}{\omega_0^2(\mathbf{k} - \mathbf{k}')}\right\rangle_{FS}, \quad (2)$$

where  $\langle \dots \rangle$  stands for average over the Fermi surface (FS), and the second is

$$\lambda_0^E = \frac{N_F}{E_F} \left\langle \frac{g^2}{\omega_0(\mathbf{k} - \mathbf{k}')}\right\rangle_{FS}. \quad (3)$$

The latter is often called the Eliashberg parameter; for constants  $g$  and  $\omega_0$  one has  $\lambda_0^E = \lambda_0 \omega_0 / E_F$ . In perturbation theory,  $\lambda_0$  accounts for the renormalization of the fermionic residue via the self-energy  $\Sigma(\omega_m) = -i\lambda_0 \omega_m$  at the smallest  $\omega$  (we use sign convention  $G^{-1} = G_0^{-1} - \Sigma$ ), while a much smaller Eliashberg parameter  $\lambda_0^E$  controls the strength of vertex corrections and the Landau damping term in the bosonic propagator. Sometimes, the effective fermion-phonon coupling with dimension of energy is defined as  $u^2 = N_F g^2$  (see, e.g., [18, 19]). In these notations,  $\lambda_0 = u^2 / \omega_0^2$  and  $\lambda_0^E \sim u^2 / (E_F \omega_0)$ . We emphasize that of four parameters, only three -  $g$ ,  $\omega_0$  and  $E_F$  - appear in MET. The bandwidth scale  $W$  does not appear there as MET assumes that there are no interesting effects coming from fermions with energies comparable to  $W$ . Moreover, the scale  $E_F$  is important only in the adiabatic condition that sets the validity of MET.

The distinction between MET and conventional perturbation theory follows from the argument [5, 6] that MET remains under control even outside the applicability of a perturbative expansion when the renormalized dimensionless coupling  $\lambda_r$ , Eq. (4), becomes larger than one. This holds as long as the Eliashberg parameter remains small and vertex corrections can be neglected. From a mathematical perspective, MET in the strong coupling regime is a self-consistent one-loop theory. It was understood early on [5–7] that the applicability condition of MET must be formulated not in terms of the bare couplings ( $\lambda_0, \lambda_0^E$ ) but in terms of the renormalized ones ( $\lambda_r, \lambda_r^E$ ), based on the phonon spectrum softened by electron polarization. In the adiabatic regime, the dynamic renormalization of the phonon propagator due to Landau damping is small and can be neglected for the same reason as vertex corrections, while the renormalization by the real part of the static polarization changes  $\omega_0(q)$  to dressed  $\omega_r(q)$ . Accordingly, the renormalized

e-ph couplings in MET theory are defined by

$$\lambda_r = N_F \left\langle \frac{g^2}{\omega_r^2(\mathbf{k} - \mathbf{k}')}\right\rangle_{FS}, \quad (4)$$

and

$$\lambda_r^E = \frac{N_F}{E_F} \left\langle \frac{g^2}{\omega_r(\mathbf{k} - \mathbf{k}')}\right\rangle_{FS}, \quad (5)$$

where the dressed phonon frequency is

$$\omega_r^2(\mathbf{q}) = \omega_0^2(\mathbf{q}) - g^2 \Pi_{st}(\mathbf{q}). \quad (6)$$

In the absence of vertex corrections, the static polarization is given by the convolution of two Green's functions.

$$\Pi_{st}(\mathbf{q}) = -2T \sum_{\omega_m} \int \frac{d^d k}{(2\pi)^d} G(\mathbf{k}, \omega_m) G(\mathbf{k} + \mathbf{q}, \omega_m) \quad (7)$$

where  $G(\mathbf{k}, \omega_m) = 1/(i\omega_m - \Sigma(\mathbf{k}, \omega_m) - \epsilon_{\mathbf{k}})$ . In principle, this equation and the one for the fermionic self-energy are

$$\Sigma(\mathbf{k}, \omega_n) = -g^2 T \sum_{\Omega_m} \int \frac{d^d q}{(2\pi)^d} \frac{G(\mathbf{k} + \mathbf{q}, \omega_n + \Omega_m)}{\omega_r^2(\mathbf{q}) + \Omega_m^2} \quad (8)$$

have to be solved self-consistently. However, for a generic  $q \sim k_F$ , self-consistency in Eq. (7) is not needed as typical internal  $\omega_m$  in (7) are of order  $E_F$ , and for such high frequencies,  $\Sigma(\mathbf{k}, \omega_m) \approx \Sigma(\omega_m)$  is smaller than  $\omega_m$  by the same  $\lambda_r$  that governs the strength of vertex corrections [7]. This allows one to evaluate  $\Pi_{st}(\mathbf{q})$  using free fermion propagators (this is in line with the generic argument that within MET interactions are relevant only for fermions with energies much smaller than  $E_F$ ). Summing up over frequency in (7), we obtain

$$\Pi_{st}(\mathbf{q}) = \int \frac{d^d k}{(2\pi)^d} \frac{f_{\mathbf{k}} - f_{\mathbf{k}+\mathbf{q}}}{\epsilon_{\mathbf{k}+\mathbf{q}} - \epsilon_{\mathbf{k}}}. \quad (9)$$

Here  $f_{\mathbf{k}}$  is the Fermi distribution function. Because  $\Pi_{st}(\mathbf{q})$  is positive, coupling to electrons reduces the phonon frequency. For a generic dispersion,  $\omega_r(\mathbf{q})$  softens to zero at  $q = q_c$  at some  $\lambda_0 = \lambda_c \sim O(1)$ . Thus, MET cannot be extended beyond this  $\lambda_c$ . However, it has been argued that a controlled MET may still hold at  $\lambda_0 \leq \lambda_c$  provided renormalized couplings obey the inequality  $\lambda_r^E \ll 1$ , i.e. there still exists a range of  $\lambda_0$  where  $\lambda_r > 1$  but  $\lambda_r^E \ll 1$ .

The situation is somewhat special for an Einstein phonon and parabolic fermionic dispersion in 2D. Here, the free-fermion polarization operator at  $T = 0$  does not depend on  $q$  for  $|\mathbf{q}| < 2k_F$ , i.e., for any momentum transfer between fermions on the Fermi surface. As a result,  $\omega_r = \omega_0(1 - 2\lambda_0)^{1/2}$  remains momentum independent, leading to  $\lambda_r = \lambda_0/(1 - 2\lambda_0)$  and  $\lambda_r^E = \lambda_0^E/(1 - 2\lambda_0)^{1/2}$ ,

with a stronger divergence of  $\lambda_r$  as  $\lambda_{0,c} \rightarrow 1/2$ . The self-energy in this case is given by

$$\Sigma(\omega_m) = -i\lambda_r\omega_r \arctan \frac{\omega_m}{\omega_r}. \quad (10)$$

At small  $\omega_m$ ,  $\Sigma(\omega_m) = -i\lambda_r\omega_m$ . The strong coupling condition  $\lambda_r \gg 1$ ,  $\lambda_r^E \ll 1$  is satisfied at  $1 \gg 1 - 2\lambda_0 \gg \omega_0^2/(2E_F)^2$ . Within this regime (if it holds) the mass renormalization is strong but vertex corrections are still small. However, even in this regime, the self-energy is relevant only for fermions with frequencies  $\omega_m < E_F\lambda_r^E$ , which remain smaller than  $E_F$  as long as the dressed Eliashberg parameter  $\lambda_r^E$  remains small.

In our analysis, we explore the relevance of the third dimensionless parameter,  $E_F/W$ . It is of order one at densities around half-filling, but is small at low fermionic density  $n$ . We show that at small  $E_F/W$ , the polaron state wins energetically over the FL state already at small  $\lambda_0$  (parametrically small in 3D and numerically small in 2D), i.e. the development of a polaron state is not related to the softening of the phonon spectrum. We further argue that polaron formation is not a low-energy phenomenon. Rather, it involves electronic states with energies exceeding the bandwidth, i.e. when the conduction band is nearly empty, the FL state becomes unstable because of fluctuations outside the low-frequency range considered in MET. To put it differently, fermions with energies comparable to the bandwidth rather than the ones near the Fermi surface control which state is the true vacuum (by particle-hole symmetry, the same holds in the opposite limit of nearly completely occupied band, when  $W - E_F \ll W$ ).

For fermionic densities around half-filling, the leading instability upon increasing  $\lambda_0$  is phonon softening at some  $q_c$ , while a polaron state develops at a larger coupling.

### III. NUMERICAL ANALYSIS

We considered several systems with electron-phonon interaction (1) in cubic and square lattices to determine the critical values of  $\lambda_0$  and  $\lambda_r$  as functions of the electron density,  $n$ , or  $E_F/W$  ratio. We increased the coupling and checked at which  $\lambda_0$  (i) the energy of a localized BP state becomes smaller than that of the FL, (ii) the chemical potential of the BP state becomes lower than that of a FL, and (iii) the dressed phonon spectrum softens to zero at some momentum. The bare phonon spectrum was parameterized as

$$\omega_0(\mathbf{q}) = \omega_0 + 2\tau \sum_{\alpha=1}^d [1 - \cos(k_\alpha a)]. \quad (11)$$

For  $\tau = 0$  the spectrum is dispersion-less, while for positive/negative  $\tau$  its minimum is located at the origin or momentum  $Q = (\pi, \pi, \pi)$ , respectively.

The dominant contributions to the ground state energy of a FL with density  $n$  are the kinetic energy of itinerant fermions  $E_{\text{kin},FL}$  and the Hartree term  $U = -N[g/\omega_0(0)]^2 n^2/2$ , i.e.  $E_{FL} = E_{\text{kin},FL} + U$ . We approximate  $E_{\text{kin},FL}$ , and the fermion density by the corresponding expressions of a Fermi gas

$$E_{\text{kin},FG} = 2 \sum_{\epsilon_{\mathbf{k}} < E_F} \epsilon_{\mathbf{k}}, \quad n = 2 \sum_{\epsilon_{\mathbf{k}} < E_F} 1 \quad (12)$$

In the adiabatic limit the difference between  $E_{\text{kin},FL}$  and  $E_{\text{kin},FG}$  is small in the Eliashberg (adiabatic) parameter  $\lambda^E$ . Within the same approximation, the chemical potential of a FL is  $\mu_{FL} = E_F - [g/\omega_0(0)]^2 n$ .

For convenience of a reader, in Fig. 6 we also present the variational phase diagrams in 3D and 2D for a dispersionless bare phonon (the lower middle panels in Figs 4 and 5) in terms of  $\lambda_p$ , which we use in the analytical study.

As a competing variational state, we considered a set of localized bi-polarons with a density profile  $n_i$ . Its exact energy  $E_{BP}$  is obtained by analyzing the shifts of the harmonic modes

$$E_{BP} = -\frac{g^2}{2} \sum_{\mathbf{q}} \frac{|n_{\mathbf{q}}|^2}{\omega_0^2(\mathbf{q})} \equiv \sum_{ij} n_i n_j F(\mathbf{r}_{ij}), \quad (13)$$

where the interaction potential is

$$F(\mathbf{r}) = -\frac{g^2}{2} \sum_{\mathbf{q}} \frac{e^{i\mathbf{q}\cdot\mathbf{r}}}{\omega_0^2(\mathbf{q})}. \quad (14)$$

In our numerical analysis, we considered two bi-polaron states. One is a homogeneous state with the highest possible density  $n_i = 2$  at  $N_e/2$  sites ( $N_e = Nn$ ) and zero density at other sites. This self-bound state is favored when the minimum of the bare phonon dispersion is at or near zero momentum. According to Eq. (13), the energy of a homogeneous BP state is  $E_{BP}^{(a)} = (N_e/2)4 \sum_i F(\mathbf{r}_i)$ . As expected, when  $n = 2$  (filled band)  $E_{BP}^{(a)} = U = E_{FL}$ . The chemical potential of this polaron state is  $\mu_{BP} = E_{BP}^{(a)}/N_e$ . This state takes full advantage of the energy gain from the soft phonon modes at small  $q = 0$ .

For a dispersion-less Einstein phonons,  $F(\mathbf{r}) \propto \delta_{\mathbf{r},0}$ , and the energy and chemical potential of a homogeneous BP state are

$$E_{BP}^{(q=0)} = -N_e \left( \frac{g}{\omega_0} \right)^2, \quad \mu_{BP}^{(q=0)} = - \left( \frac{g}{\omega_0} \right)^2. \quad (15)$$

Within this approximation, the energy of localized bi-polarons is the same regardless of their distribution in space. The degeneracy is removed by treating bi-polarons as an interacting Bose liquid of hard-core bosons, however, the lifting of the degeneracy in the dilute regime is controlled by the inverse of the exponentially large bi-polaron effective mass,  $m_{bi} \propto \exp\{g^2/\omega_0^3\}$ , see Refs. [20,

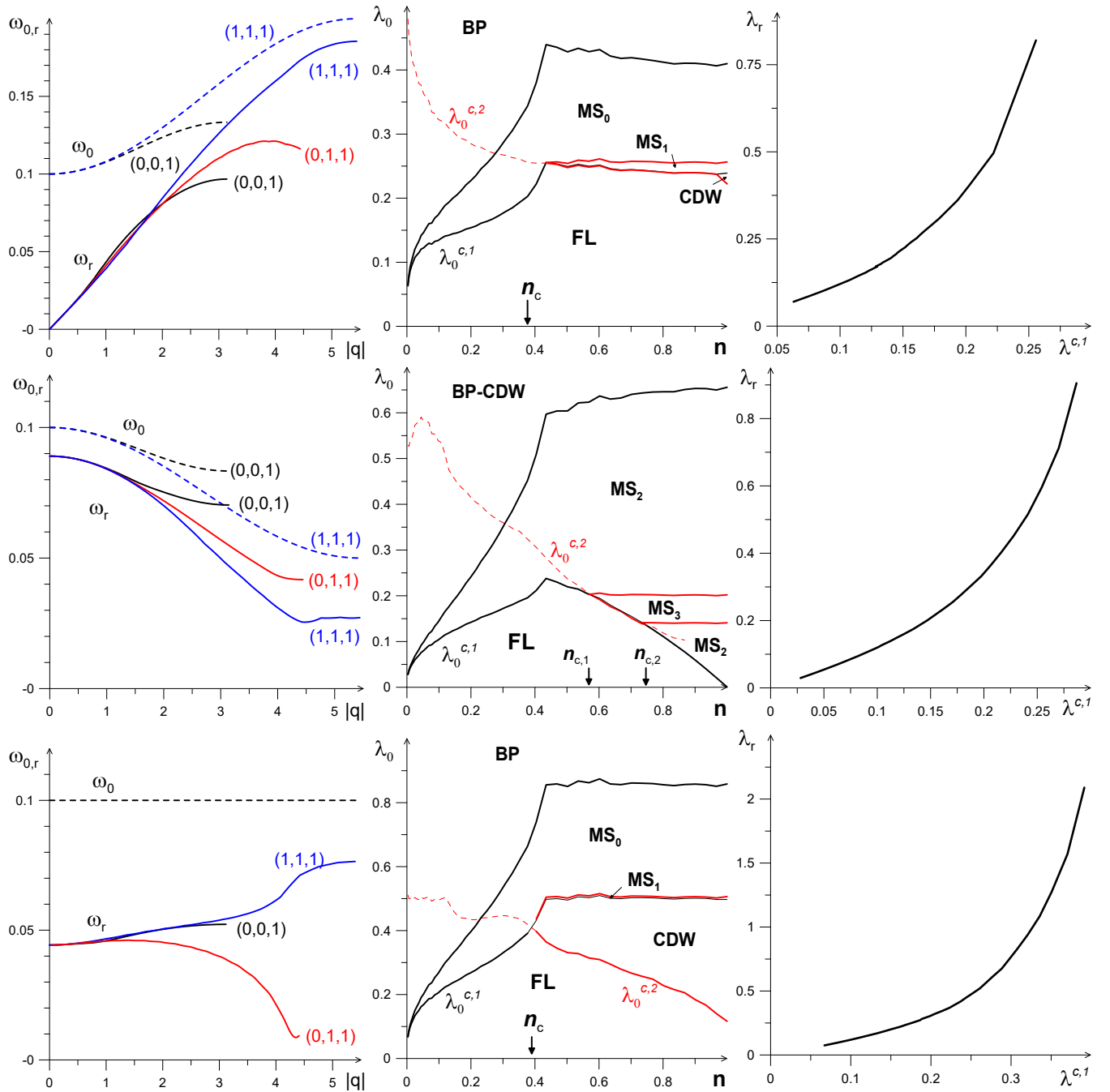


FIG. 4. Numerical results for 3D fermions with tight-binding dispersion, coupled to a phonon with dispersion given by Eq. (11), parametrized by  $\omega_0$  and  $\tau$ . Left panel: Bare (dashed) and renormalized (solid) phonon spectra along different directions in the Brillouin zone for  $\omega_0/t = 0.1$ ,  $\tau/t = 1/120$  (upper row),  $\omega_0/t = 0.1$ ,  $\tau/t = -1/240$  (middle row), and for the dispersion-less bare phonon frequency  $\omega_0/t = 0.1$ ,  $\tau = 0$  (lower row). The renormalized phonon spectrum is shown for the density marked by  $n_c$  or  $n_{c,1}$  in the middle panel and the coupling  $\lambda_0$  ( $= \lambda_0^{c,1} = \lambda_0^{c,2}$  in the middle panel), where it first touches zero at some momentum  $q_c$ . Middle panel: The phase diagram. For the upper and lower panels, we consider a homogeneous BP state with the largest possible  $n_i = 2$  on  $Nn/2$  sites ( $N$  is the total number of sites). For the middle panel, we consider a checkerboard arrangement of  $Nn/2$  pairs (labeled as BP-CDW). The mixed states contain both FL and BP components, with equal chemical potentials but different volume fractions, which vary in opposite directions as  $\lambda_0$  increases. It is located in between the upper solid black line and the line  $\lambda_0^{c,1}(n)$ . At its lower end, the volume fraction of a BP vanishes, at the upper end the volume fraction of a FL vanishes. Note that the end points of the MS tend to zero in the low density limit, i.e., in this limit MET becomes unstable towards BP state already at infinitesimally small  $\lambda_0$ . The red line marked as  $\lambda_0^{c,2}$  is where the phonon spectrum in the FL state would soften at some  $q_c$  and symmetry related momenta at arbitrary  $n$ . This line is meaningful only when  $\lambda_0^{c,2} < \lambda_0^{c,1}$ . This holds only at densities  $n > n_c$  for the upper and lower panels. For these  $n$ , the system first develops a CDW electronic order in between  $\lambda_0^{c,2}$  and  $\lambda_0^{c,1}$ , and the MS emerges at  $\lambda_0^{c,1}$  out of a CDW state. In this situation, there exists another line in the MS (upper solid red line) at which CDW electron order disappears. The situation in the middle row is more complex as there are two values of  $n_c$  at which  $\lambda_0^{c,2}$  and  $\lambda_0^{c,1}$  cross. In this case all non-MET states have a CDW component. Note that  $\lambda_0^{c,2}$  vanishes at half-filling when the bare phonon dispersion is either flat or has a minimum at  $\mathbf{Q}$ . Right panel: Renormalized coupling  $\lambda_r$  at the critical line  $\lambda_0^{c,1}$  for  $n$  at which MS emerges before the phonon spectrum softens. The compositions of the mixed states is:  $MS_0$  is a mixture of the BP and FL states;  $MS_1$  of the BP and CDW states;  $MS_2$  of the BP-CDW and FL states; and  $MS_3$  of the BP-CDW and CDW states.

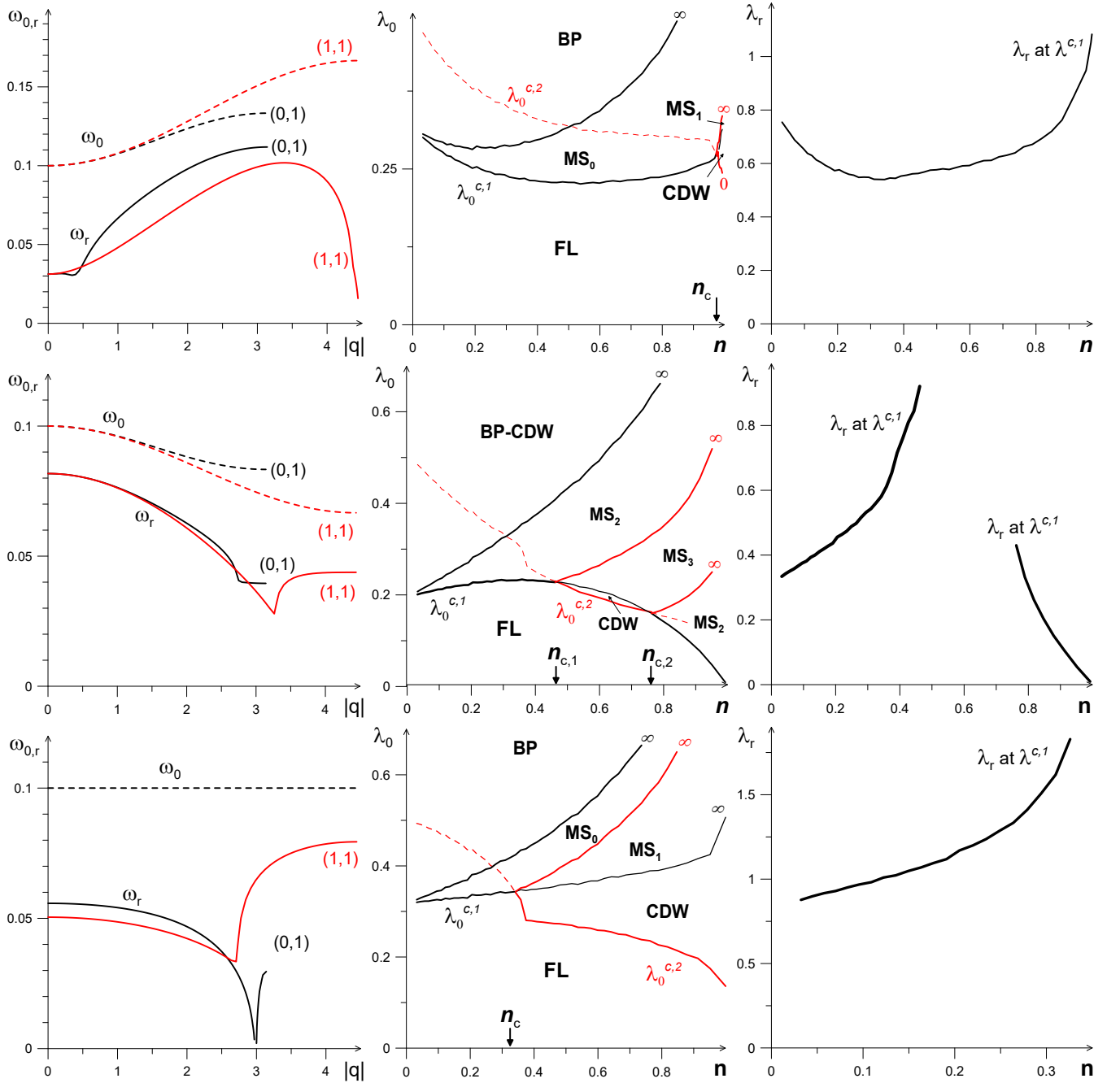


FIG. 5. The same plots as in Fig. 4, but now for a 2D system with  $\omega_0/t = 0.1$ ,  $\tau/t = 1/120$  (upper row, bare phonon dispersing is upwards),  $\omega_0/t = 0.1$ ,  $\tau/t = -1/240$  (middle row, bare phonon dispersing is downwards), and  $\omega_0/t = 0.1$ ,  $\tau/t = 0$  (lower row, bare phonon is dispersion-less). Left panel: Bare (dashed lines) and renormalized (solid lines) phonon spectra. The renormalized phonon spectrum is shown for the density marked by  $n_c$  or  $n_{c,1}$  in the middle panel and the coupling  $\lambda_0$  ( $= \lambda_0^{c,1} = \lambda_0^{c,2}$  in the middle panel), where it first touches zero at some momentum  $q_c$ . Middle panel: The phase diagram. For the upper and lower panels, we consider a homogeneous BP state with the largest possible  $n_i = 2$  on  $Nn/2$  sites ( $N$  is the total number of sites). For the middle panel, we consider a checkerboard arrangement of  $Nn/2$  pairs. The MS state contains both FL and BP components, with equal chemical potentials but different volume fractions, which vary in opposite directions as  $\lambda_0$  increases. This state is located in between the upper the solid black line and the line  $\lambda_0^{c,1}(n)$ . At its lower end, the volume fraction of a BP vanishes, at the upper end the volume fraction of a FL vanishes. The red line marked as  $\lambda_0^{c,2}$  is where the phonon spectrum in the FL state would soften at some  $q_c$  and symmetry related momenta at arbitrary  $n$ . This line is meaningful only when  $\lambda_0^{c,2} < \lambda_0^{c,1}$ . At small  $n$ ,  $\lambda_0^{c,1}$  and the upper solid line tend to a constant. We emphasize that this constant is smaller than the putative  $\lambda_0^{c,2}$  at  $n \rightarrow 0$ , i.e., at small  $n$ , a FL state described by MET becomes unstable towards BP before the phonon spectrum softens. Note also that  $\lambda_0^{c,1}$  does not vary much with  $n$  except in the vicinity of  $n = 1$  where the density of states diverges. It goes to zero at half-filling for the bare phonon dispersion with minimum at vector  $\mathbf{Q}$ . At densities  $n > n_c$  for the upper and lower rows the system first develops a CDW electronic order in between  $\lambda_0^{c,2}$  and  $\lambda_0^{c,1}$ , and the MS emerges at  $\lambda_0^{c,1}$  out of a CDW state. In this situation, there exists another line in the MS (upper solid red line) at which CDW electron order disappears upon increasing  $\lambda_0$ . The situation in the middle row is more complex as there are two values of  $n_c$  at which  $\lambda_0^{c,2}$ . Right panel: Renormalized coupling  $\lambda_r$  at the critical line  $\lambda_0^{c,1}$  for  $n$  at which MS emerges before the phonon spectrum softens. The notations  $MS_0 - MS_3$  are the same as in Fig. 4.

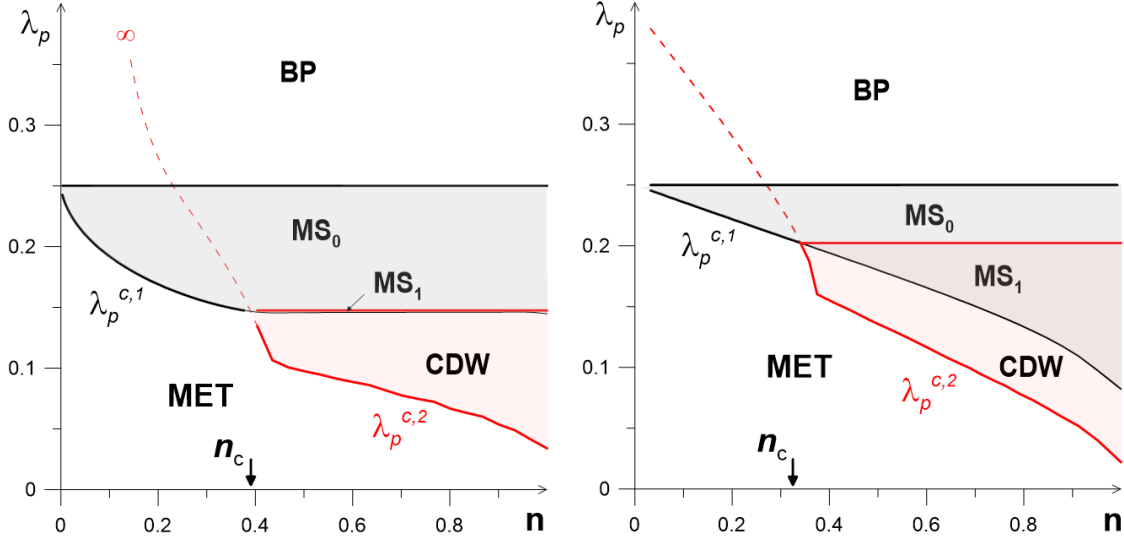


FIG. 6. The phase diagram for 3D and 2D systems (left and right panels, respectively) for a dispersionless bare phonon, in terms of the coupling  $\lambda_p$ , which we use in the analytical study. The phase diagrams are the ones from the lower middle panels in Figs. 4 and 5), re-expressed in terms of  $\lambda_p$

21], and is very weak. With exponential accuracy, this state can still be treated as that of localized randomly places pairs.

When the bottom of the bare phonon dispersion is near  $\mathbf{q} = \mathbf{Q} = (\pi, \pi, \pi)$ , we considered the state with a checkerboard arrangement of sites with localized pairs, which in this case has a lower energy  $E_{BP}^b$  than a homogeneous state. In the localized BP-CDW state, if a given site has a bi-polaron, then the neighboring site is empty and the next-nearest one again has a bi-polaron. For the checkerboard arrangement of the  $n < 1$ ,  $N_e \leq N$  sites, other sites are just empty (for the  $n > 1$ ,  $2N - N_e$  sites would have the checkerboard arrangement of the bi-polarons, while the remaining  $N_e - N$  sites would be doubly occupied by electrons). The chemical potential of the checkerboard bi-polaron state is  $\mu_{BP} = E_{BP}^{(b)}/N_e$ . This treatment is used throughout the manuscript with the exception of subsection IV D 3) where we consider the checkerboard polaron order near half-filling.

We show the results in Fig. 4 for a 3D system and in Fig. 5 for a 2D system. In the left panels of both figures, we show the bare and renormalized phonon spectra at the critical density/coupling when the spectrum first touches zero at some momentum  $q_c$  for three types of a bare phonon dispersion, i.e. the plots are for a particular density  $n = n_c$  or  $n = n_{c,1}$  marked in the middle panels. In the middle panels, we show the phase diagrams in the  $(\lambda_0, n)$  plane for  $0 < n < 1$ .

We considered a variational homogeneous BP state for the cases when the bare phonon spectrum has a minimum at momentum  $q = 0$  (the upper and lower rows) and a variational checkerboard BP state for the cases when the renormalized phonon spectrum has a minimum at

momentum  $\mathbf{Q}$  (the middle rows in both figures). In the right panels, we show the renormalized coupling  $\lambda_r$  for couplings at which the mixed state emerges before the phonon spectrum softens.

There are two key critical lines in the phase diagrams:  $\lambda_0^{c,1}$ , at which bi-polarons emerge, and  $\lambda_0^{c,2}$ , at which the phonon spectrum softens at  $q_c$ . At densities  $n < n_c$  (or  $n < n_{c,1}$  and  $n > n_{c,2}$ ) we have  $\lambda_0^{c,1} < \lambda_0^{c,2}$ , i.e. a pure FL state becomes unstable towards bi-polarons, while MET is still internally stable. For a 3D system, we found that  $\lambda_0^{c,1}$  is smaller than 0.5 for all three types of bare phonon dispersion in Fig. 4. Furthermore, at small densities, corresponding to a near-spherical Fermi surface,  $\lambda_0^{c,1}$  tends to zero as  $n^{1/3}$  due to vanishing  $N_F \sim p_F \sim n^{1/3}$  while a putative  $\lambda_0^{c,2}$  remains finite. As a result, at  $n \rightarrow 0$ , a FL becomes unstable against bi-polarons already at infinitesimally small  $\lambda_0$ . This contradicts earlier claims that in the continuous limit, corresponding to small  $n$ , an electron-phonon system is well described by the MET because the dressed  $\lambda_r$  is also small as  $n^{1/3}$ .

In 2D,  $\lambda_0^{c,1}$  tends to a finite value  $1/\pi$  at  $n \rightarrow 0$  (see Fig. 5) because in this limit  $N_F$  does not depend on the Fermi momentum. Still, we found that this value is smaller than the putative  $\lambda_0^{c,2}$  at  $n \rightarrow 0$ , i.e., at small  $n$  a FL again becomes unstable against bi-polarons before the phonon spectrum softens.

In actual calculations, we identified  $\lambda_0^{c,1}$  as the line at which the chemical potentials of a FL and a variational BP state become equal,  $\mu_{BP} = \mu_{FL}$ . We explicitly verified that a further increase of  $\lambda_0$  leads to a mixed (or phase separated) state consisting of heavy bi-polarons at density  $n_{bi}$ , which increases in volume with increasing  $\lambda_0$ , and FL fermions at density  $n - 2n_{bi}$ , which decreases



with increasing  $\lambda_0$ . The same holds if we increase  $n$  keeping  $\lambda_0$  fixed at a value above  $\lambda_0^{c,1}$  and increase  $n$ : extra electrons form bi-polarons, while the number of itinerant electrons remains intact. The chemical potentials  $\mu_{BP}$  and  $\mu_{FL}$  remain equal within the mixed phase, as required by the Maxwell construction. The mixed phases (with or without CDW order in its components) are located in the middle panels between  $\lambda_0^{c,1}$  and the upper solid black line, at which  $2n_{bi} = n$ . At larger  $\lambda_0$ , the entire system consists of bi-polarons. In 2D, the upper boundary of the mixed state diverges at half-filling as for the tight-binding dispersion the 2D DOS diverges at  $n = 1$ .

At densities  $n > n_c$  (or  $n_{c,1} < n < n_{c,2}$ ), we have  $\lambda_0^{c,2} < \lambda_0^{c,1}$ . In this situation, the system first develops an electronic CDW order at  $\lambda_0^{c,2}$ , and the mixed state emerges at  $\lambda_0^{c,1}$  out of a CDW state. We found in our variational analysis that for these  $n$ , there exists another line inside the mixed state (solid red lines in the middle sections of Figs. 4 and 5) at which the order of CDW electrons disappears as the number of  $\lambda_0$ . For a 3D system with a dispersion-less bare phonon, the range of  $\lambda_0$ , in which a FL component of the mixed phase is CDW-ordered, is tiny (the lower middle panel in Fig. 4), but for other bare dispersions in 3D and for all bare dispersions in 2D it is sizable. We also note that a large value of  $n_c \leq 1$  in the upper middle panel of Fig. 5 is the consequence of our choice of a bare 2D dispersion with a minimum at  $q = 0$ . For a more flat bare dispersion,  $n_c$  is far from half-filling (see the lower middle panel in Fig. 5).

For the checkerboard bi-polaron state, variational analysis yields two critical  $n_{c1}$  and  $n_{c2}$  both in 3D and in 2D (the central middle panels in Figs. 4 and 5). In 3D the onset coupling for the instability towards the BP-CDW state vanishes not only at  $n = 0$  but also at half-filling, due to extra potential energy gained by the checkerboard arrangement of bi-polarons. In this situation, CDW instability of itinerant fermions occurs prior to the formation of bi-polarons only in a slice of densities  $n_{c1} < n < n_{c2}$ . The range of couplings where the system displays a pure CDW order is also very narrow. This is arguably one of the most surprising results of our variational analysis.

Next, it is generally expected that near the onset of a CDW instability, a Fermi-liquid enters a strong-coupling regime where the dressed  $\lambda_r \gg 1$  (Refs. [22, 23], or becomes unstable by some other mechanism [13]. However, because phonon softens only at discrete points in momentum space and the dressed coupling,  $\lambda_r \propto \langle \omega_r^{-2}(\mathbf{q}) \rangle_{FS}$ , involves averaging over  $\mathbf{q}$  connecting points on the Fermi surface, the increase of  $\lambda_r$  near the instability is far less drastic [9, 24] than in the special case when  $\omega_r$  is treated as momentum independent and softens simultaneously at all momenta (see [19] and references therein). The dimensionality of space matters here: the corresponding

momentum integral over the Fermi surface is more singular in 2D. For  $\omega_r^2(\mathbf{q} \rightarrow \mathbf{q}_c) \rightarrow \delta^2 + c(\mathbf{q} - \mathbf{q}_c)^2$  with  $\delta \ll \Omega$ , we have  $\lambda_r \propto |\ln[\delta]|$  in a 3D system and  $\lambda_r \propto 1/\delta$  in 2D. Thus, despite the dramatic softening of  $\omega_r$  at some momentum, the increase of  $\lambda_r$  is quite moderate, except for the very close vicinity of a CDW transition, which is difficult to reach numerically. We did simulations with  $N = 256^3$  sites for 3D systems with various bare phonon spectra and found that  $\lambda_r$  barely exceeds unity at  $n = n_c$ , see the right panels in Fig. 4. We found similar results in the 2D system with  $N = 1024^2$  sites (right panels in Fig. 5). Moreover, in real materials, a structural transition is often weakly first-order, i.e.,  $\delta$  is reduced near the transition but does not vanish.

Equation (6) also makes it clear that neglecting the momentum dependence of  $\omega_r$  is highly unphysical because it implies that the bare phonon spectrum has to be adjusted to compensate for the momentum dependence of  $\omega_r$  coming from a particle-hole polarization bubble.

Finally, we emphasize that our variational analysis establishes the upper bounds on  $\lambda^{c,1}$  as we only analyzed two variational states with localized bi-polarons. Other potential variational bi-polaron states include extended bound states of pairs or electron delocalization in a homogeneous bi-polaron state. Also, even if the polaron order emerges with zero or near-zero momentum at  $n = n_c$ , it may evolve as  $n$  approaches half-filling. This is particularly true in 2D as the very near half-filling of the polarization bubble at  $\mathbf{Q} = (\pi, \pi)$  is logarithmically singular, hence the polaron state is likely a checkerboard even if it was a homogeneous one at  $n = n_c$ .

#### IV. ANALYTIC CONSIDERATION

For simplicity of the analytic treatment, we assume that the system is spin polarized, and fermions with only one spin component undergo a transformation from the FL to a polaron state. For spinless fermions, there is no phonon-mediated pairing into singlet pairs, hence no bi-polarons. Also, for a parabolic dispersion,  $\omega_r = \omega_0(1 - \lambda_0)^{1/2}$  with no factor of 2 in front of  $\lambda_0$ . Extension to the spin-full fermions is straightforward, but requires a separate analysis. We further assume that the bare  $\omega_0(q) = \omega_0$  is momentum independent (an Einstein phonon). Anticipating that the polaron physics involves energies of order  $W$  rather than of order  $E_F$ , we introduce another coupling constant

$$\lambda_p = \frac{g^2}{2\omega_0^2 W} \quad (16)$$

For an Einstein phonon,  $\lambda_0 = 2N_F W \lambda_p$ . The difference between  $\lambda_p$  and  $\lambda_0$  is most noticeable in small  $n$ . In three dimensions (3D),  $\lambda_0 \propto N_F$  scales as  $n^{1/3}$ , while  $\lambda_p$  is independent of  $n$ . In 2D,  $\lambda_0$  remains finite at  $n \rightarrow 0$ , but still depends on the structure of fermionic excitations

near the bottom of the band, while  $\lambda_p$  depends on the bandwidth  $W$ . For comparison with the numerical results from Sec. III we use the same tight-binding dispersion  $\epsilon_{\mathbf{k}} = -2t \sum_{\alpha=1}^2 \cos(k_{\alpha}a)$ , with bandwidth  $W = 8t$

In the following, we present the analytical results for a 2D system. We discuss the 3D case in Sec. V. For practical purposes, we choose to fix  $g$  and  $\omega_0$  and vary  $\lambda_p$  by changing the bandwidth  $W$ . We introduce

$$\beta = \frac{g^2}{2\omega_0^3} \equiv \frac{\bar{g}^2}{\omega_0^2} \quad (17)$$

and express the coupling  $\lambda_p$  as  $\lambda_p = \beta\omega_0/W$ . We assume that  $\bar{g} \gg \omega_0$ , i.e., that  $\beta \gg 1$ . We discuss the case of smaller  $\beta$  in Appendix B.

### A. Input

We used as input the exact results for the fermionic DOS  $N(\omega)$  in the two limits. One is the limit of large  $W$ , where  $\lambda_p \rightarrow 0$  and the system behaves as a weakly interacting Fermi gas. The DOS in this limit,

$$\begin{aligned} N(\omega) &= -\frac{1}{\pi} \int \frac{d^2k}{4\pi^2} \text{Im}G_0^{\text{ret}}(k, \omega) \\ &= \int \frac{d^2k}{4\pi^2} \delta(\omega + \mu_{FG} - \epsilon_k) \end{aligned} \quad (18)$$

where  $G_0^{\text{ret}}(\omega, k) = 1/(\omega + \mu_{FG} - \epsilon_k + i\delta)$  is a retarded Green's function of a free fermion. The DOS is non-zero for  $-W/2 - \mu_{FG} < \omega < W/2 - \mu_{FG}$ . Within this range, it is a continuous function of  $\omega$ . The relation between the fermionic density  $n$  and the chemical potential  $\mu_{FG}$  is

$$n = \int_{-\infty}^0 N(\omega) d\omega; \quad 1-n = \int_0^{\infty} N(\omega) d\omega \quad (19)$$

For tight-binding dispersion in 2D,

$$N(\omega) = \frac{4}{\pi^2 W} K \left( 1 - (2(\omega + \mu_{FG})/W)^2 \right), \quad (20)$$

and

$$n = \frac{2}{\pi^2} \int_{-1}^{\hat{\mu}_{FG}} K(1-x^2) dx, \quad 1-n = \frac{2}{\pi^2} \int_{\hat{\mu}_{FG}}^1 K(1-x^2) dx \quad (21)$$

where  $\hat{\mu}_{FG} = 2\mu_{FG}/W$ . We show  $N(\omega)$  in Fig. 1a.

In the small density limit,  $\mu_{FG} \approx -W/2$  and  $N(\omega = 0) = N_F \approx 2/(\pi W)$ . For an Einstein phonon we then have  $\lambda_0 = (4/\pi)\lambda_p$ . This relation can be modified by changing the dispersion near the bottom of the band without changing the bandwidth. In particular, one can engineer  $\lambda_0$  to remain small when  $\lambda_p = 1$ .

In the calculations below, we will use

$$\int \frac{d^2k}{4\pi^2} f(\epsilon_k) = \int d\epsilon N(\epsilon) f(\epsilon) \quad (22)$$

with

$$N(\epsilon) = \frac{4}{\pi^2 W} K \left( 1 - \left( \frac{2\epsilon}{W} \right)^2 \right) \quad (23)$$

In the opposite limit  $W = 0$ , i.e.,  $\lambda_p = \infty$ , the model of Eq. (1) reduces to the single-site Holstein model. The latter can be solved exactly by the canonical Lang-Firsov transformation (see Refs [16, 25-27] and Appendix E). The exact retarded fermionic Green's function at density  $n$ ,  $G^{\text{ret}}(\omega, n) \equiv G^H(\omega, n)$  ("H" stands for Holstein) is the sum of contributions from  $n = 0$  (empty sites) and  $n = 1$  (filled sites)

$$G^H(\omega, n) = [(1-n)G^H(\omega, 0) + nG^H(\omega, 1)], \quad (24)$$

The Green's functions  $G^H(\omega, 0)$  and  $G^H(\omega, 1)$  are given by

$$G^H(\omega, 0) = e^{-\beta} \sum_{m=0}^{\infty} \frac{\beta^m}{m!} \frac{1}{\omega + i\delta - m\omega_0}, \quad (25)$$

and

$$G^H(\omega, 1) = e^{-\beta} \sum_{m=0}^{\infty} \frac{\beta^m}{m!} \frac{1}{\omega + i\delta + m\omega_0}. \quad (26)$$

The DOS of the Holstein model,  $N^H(\omega, n) = -(1/\pi)\text{Im}G^H(\omega, n)$ , consists of a set of  $\delta$ -functional peaks separated by  $\omega_0$ :

$$\begin{aligned} N^H(\omega, n) &= \\ &e^{-\beta} \sum_{m=0}^{\infty} \frac{\beta^m}{m!} [(1-n)\delta(\omega - m\omega_0) + n\delta(\omega + m\omega_0)] \end{aligned} \quad (27)$$

We plot  $N^H(\omega, n)$  in Fig. 1b. For  $n = 0$  ( $n = 1$ ) the peaks are located only at  $\omega \geq 0$  ( $\omega \leq 0$ ) while for  $0 < n < 1$ , the peaks are located at both positive and negative frequencies. The conditions in Eq. (21) are obviously satisfied.

The  $\delta$ -functional peaks correspond to polarons – "bound states" of a fermions and a phonon cloud around it (more on this below). The polaron peak at  $\omega = 0$  is the most relevant one as it determines the properties of the system at finite  $T \ll \omega_0$ . For large  $\beta$ , the residue of this peak,  $Z_0 = e^{-\beta}$ , is exponentially small. The residues  $Z_n$  of the peaks at  $\omega = n\omega_0$  with  $n \ll \beta$  are also exponentially small, while  $Z$ -factors of the peaks at  $\omega$  near  $\beta\omega_0$  are much larger and scale as  $1/\sqrt{\beta}$ .

Comparing the two limits, we see that their DOS are fundamentally different - a continuous function at small  $\lambda_p$  and a set of polaron  $\delta$ -functional peaks at  $\lambda_p \rightarrow \infty$ . Our goal is to understand how DOS evolves from one form to another and at which  $\lambda_p$  polaron peaks develop. For this purpose, it is instructive to first consider the limits  $n \rightarrow 0$  and  $n \rightarrow 1$  when only one set of  $\delta$ -functions is present, either at  $\omega > 0$  or  $\omega < 0$ , and then analyze an arbitrary  $0 < n < 1$  when the DOS in the Holstein model has  $\delta$ -functional peaks both positive and negative  $\omega$ .

## B. The limit of vanishing density

Before we proceed, a comment is in order. The small density limit should be understood either as the small, but still finite  $n$ , in which the Fermi energy  $E_F \sim nW$  is much lower than  $W$ , but still higher than  $\omega_0$ , i.e.  $1 \gg n \gg \omega_0/W$  (range A), or the range of the smallest  $n$ , where  $E_F \ll \omega_0$  (range B). In range A, the Eliashberg parameter  $\lambda_0^E$  is still parametrically smaller than  $\lambda_0$ , the dressed  $\omega_r(q=0)$  scales as  $(1-2\lambda_0)$ , and MET is rigorously justified as long as  $1-2\lambda_0 > (\omega_0/E_F)^2$ . In range B, which includes  $n=0$ , the adiabatic condition does not hold. We explicitly verified (see Appendix A) that in this range vertex corrections for low-energy fermions are controlled by the same  $\lambda_0$  as the mass renormalization, i.e.  $\lambda_0^E \sim \lambda_0$  (In other words, the Eliashberg parameter is (roughly)  $\omega_0/(E_F + \omega_0)$ .) MET for low-energy excitations then holds up to  $\lambda_0 = O(1)$ , but there is no region where a strong coupling MET is under theoretical control. We emphasize that in both region A and region B, the ratio  $\omega_0/W$  is small. In this respect, our regime B is still different from a truly anti-adiabatic regime  $\omega_0 > W$ .

The numerical results for the smallest  $n$  have been obtained in range A, and in our analysis of the interplay between polaron formation and the internal stability of MET we will focus on  $1 \gg n \gg \omega_0/W$  restricting to this range would be problematic if relevant changes in the spectral function at a finite  $W$  occurred at  $W \sim \omega_0$ . We show, however, that the changes in the spectral function begin at much larger  $W \sim \sqrt{\beta}\omega_0$ , when  $\omega_0/W \sim 1/\sqrt{\beta}$  and  $\omega_0/E_F \sim 1/(n\sqrt{\beta})$ . We can then set minimal  $n$  to be somewhat larger than  $1/\sqrt{\beta}$  and treat it effectively as the limit  $n \rightarrow 0$  as the corrections due to  $n$  are  $O(n)$  and for minimal  $n$  they are small in  $1/\sqrt{\beta}$ .

### 1. Zero bandwidth, Holstein model

At  $W=0$ , the limit  $n \rightarrow 0$  can be taken by setting  $n=0$  in the exact solution (24)-(26). The poles of  $G^H(\omega, 0)$  are located at positive frequencies, and the smallest peak frequency is  $\omega=0$  (Fig. 7).

To describe how this DOS evolves at a finite  $W$ , we need an analytic computational approach (a compliment to the diagrammatic Monte Carlo technique [28, 29]) which, on the one hand, captures polaron bound states at  $W=0$  and, on the other hand, can be extended to a finite  $W$ . We argue, following earlier works, e.g. Refs. [30, 31], that polaron bound states at  $\omega = n\omega_0$ ,  $n=0, 1, 2, \dots$  can be captured using diagrammatic expansion, which treats the renormalizations of the internal fermionic lines and vertex corrections on equal footing. The approach is often termed "eikonal", where the notation has been borrowed from scattering theory, where the diagrammatic treatment is similar [32]. More specifically, in the following, we call "eikonal" the computational method which

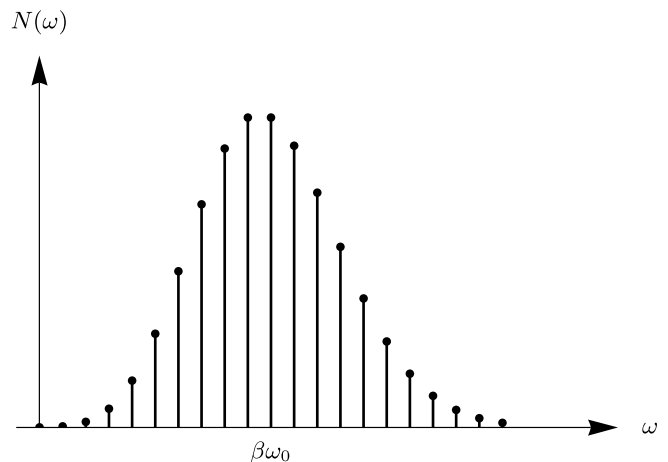


FIG. 7. The DOS  $N(\omega)$  for vanishing density  $n \rightarrow 0$ . The DOS is non-zero only for  $\omega \geq 0$ . The  $\delta$ -functional peaks are at  $\omega = n\omega_0$ ,  $n=0, 1, 2, \dots$ . The residues of the peaks  $Z_n$  are the largest at  $n \approx \beta$ , where  $Z_n \sim 1/\sqrt{\beta}$ . At smaller  $n = O(1)$ ,  $Z_n \sim e^{-\beta}$  and at  $n \gg \beta$ ,  $Z_n \sim e^{-\beta}(e\beta/n)^n$ .

includes all diagrams linked to a single line and neglects diagrams with fermionic loops. We argue that the latter vanish identically in the limits of zero and maximal fermionic density and also vanish at a finite density for a homogeneous arrangement of polarons. In Appendix C we compare the eikonal approach with two approximate calculations, both neglecting vertex corrections: the rainbow approximation and the self-consistent one-loop approximation. We show that the rainbow approximation fails to reproduce the salient features of the exact solution of the Holstein model. The self-consistent one-loop approximation reproduces the discrete spectrum of the DOS but fails to reproduce the structure of the residues of the peaks, particularly at large  $\beta$ .

The eikonal computational approach has been used to treat the effects of scattering by static impurities [33–37], by charge fluctuations in one-dimensional systems [38, 39] and near a nematic transition in 2D [40], and by spin fluctuations [41–47].

The point of departure for the eikonal diagrammatic treatment is the expression for the propagator of a dispersion-less fermion  $G_0^e(\omega) = 1/(\omega + \mu)$  (the upper index  $e$  stands for eikonal), where  $\mu$  is the chemical potential that must be obtained from condition  $n \rightarrow 0$ . We assume and then verify that  $\mu = -\beta\omega_0$  and use this value of  $\mu$  in the formulas below, i.e., set

$$G_0^e(\omega) = \frac{1}{(\omega - \beta\omega_0)} \quad (28)$$

The diagram for the one-loop self-energy  $\Sigma^{e,1}$  is shown in Fig. 8a. In analytical form

$$\Sigma^{e,1}(\omega) = \frac{\beta\omega_0^2}{\omega - (\beta + 1)\omega_0}. \quad (29)$$

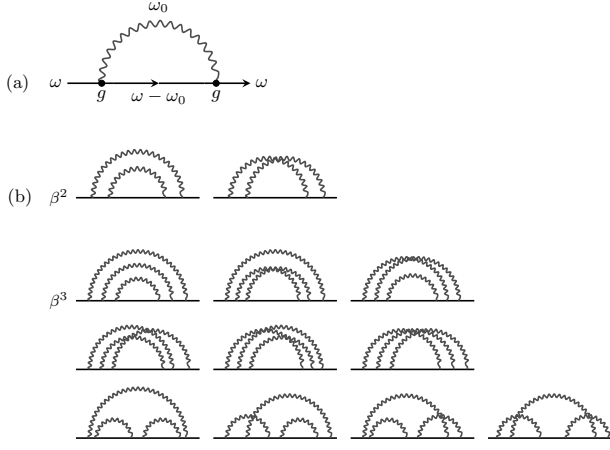


FIG. 8. (a) One-loop electron self-energy. (b) Higher-order loop diagrams included in the eikonal expansion, shown up to three-loop order.

$$G^e(\omega) = \left( \frac{1}{(\omega - \beta\omega_0)} + \frac{\beta\omega_0^2}{(\omega - \beta\omega_0)^2(\omega - (\beta + 1)\omega_0)} \left( 1 + \frac{\beta\omega_0^2}{(\omega - (\beta + 1)\omega_0)} \left( \frac{1}{(\omega - \beta\omega_0)} + \frac{2}{(\omega - (\beta + 2)\omega_0)} \right) \right) \right). \quad (30)$$

The corresponding series for self-energy  $\Sigma^e = 1/G_0^e - 1/G^e$  are

$$\Sigma^e(\omega) = \frac{\beta\omega_0^2}{\omega - (\beta + 1)\omega_0} + \frac{2\beta^2\omega_0^4}{(\omega - (\beta + 1)\omega_0)^2(\omega - (\beta + 2)\omega_0)} \quad (31)$$

Examining perturbation theory at higher-order, we find that it generates a set of higher-order poles in  $G^e(\omega)$  at frequencies  $\omega = \omega_0(\beta + m)$ ,  $m \geq 0$ , but does not generate poles at smaller frequencies. This is clearly inconsistent with the exact solution of the Holstein model, which shows that  $N^H(\omega)$  has  $\delta$ -functional peaks at  $\omega = n\omega_0$ ,  $n \geq 0$ . Furthermore, near  $\omega = 0$ , where the exact  $G^H(\omega) \approx 1/(\omega e^\beta)$ , the series in (30) holds in powers of a small parameter  $1/\beta$ . Indeed,

$$G^e(0) = -\frac{1}{\beta\omega_0} \left( 1 + \frac{1}{\beta} + \frac{2}{\beta^2} + \dots \right), \quad (32)$$

At first glance, these series should not significantly affect the bare value  $G_0^e(0) = -\frac{1}{\beta\omega_0}$ . However, this is a false impression. We show in the following that the complete diagrammatic series gives rise to  $G^e(0) = \infty$  and  $G^e(\omega) = e^{-\beta}/\omega$  in small  $\omega$ . In more general terms, the full  $G^e(\omega)$  contains polaron peaks at  $\omega = n\omega_0$  with  $n < \beta$ , which are invisible in the order-by-order diagrammatics, yet are present because the series do not converge no matter how small the expansion parameter  $1/\beta$

A straightforward analysis shows that at higher orders one has to include series of diagrams stringed to a single line, see (Fig. 8b). These diagrams contain vertex corrections and the corrections to internal fermionic propagators. There is no Migdal theorem for dispersion-less fermions, hence both corrections have to be treated on equal footing. Diagrams, which are not stringed to a single line, all vanish because they contain bubbles made of fermionic propagators with the poles in the same half-plane of frequency. For the same reason, the polarization operator that could potentially lead to renormalization of  $\omega_0$ , also vanishes.

At the two-loop order, eikonal series for the fermionic propagator are (see Fig. 8)

is [48]. Indeed, inspection of the series of perturbations in (32) shows that on the  $m$ -th order, the prefactor for  $1/\beta^m$  scales as  $m!$ . At large  $m$ ,  $m! \approx (1/2\pi m)^{1/2}(m/e)^m$ , and hence the expansion holds in  $(m/e\beta)^m$ . This shows that the expansion parameter remains small only up to  $m_c = e\beta$ . At larger  $m$ , the series starts to diverge no matter how small  $1/\beta$  is.

The complete series for  $G(\omega)$  can be explicitly summed. We first show how to reproduce the exact  $G^H(\omega) \propto 1/(\omega e^\beta)$  at small frequencies, as this will be relevant to our analysis at a finite  $W$  in the next subsection, and then present the diagrammatic result for the full Green's function at arbitrary  $\omega$ .

To reproduce the exact  $G^H(\omega)$  we need to prove that (i) the series for  $(G^e(0))^{-1}$  cancel out  $(G_0^e(0))^{-1} = -\beta\omega_0$  (this will also justify using  $\mu = -\beta\omega_0$ ) and (ii) the  $\omega$  term in  $(G_0^e(\omega))^{-1}$  is renormalized to  $(G^e(\omega))^{-1} = e^\beta\omega$ . To prove this, we use the fact [49–52] that perturbation series for  $G^e(\omega)$  in (30) form continued fractions:

$$G^e(\omega) = \frac{1}{\omega - \beta\omega_0 - \beta\omega_0^2 G_1(\omega)} \quad (33)$$

where

$$G_1(\omega) = \frac{1}{\omega - (\beta + 1)\omega_0 - 2\beta\omega_0^2 G_2(\omega)} \quad (34)$$

and

$$G_2(\omega) = \frac{1}{\omega - (\beta + 2)\omega_0 - 3\beta\omega_0^2 G_3(\omega)}$$

$$\dots$$

$$G_n(\omega) = \frac{1}{\omega - (\beta + n)\omega_0 - (n + 1)\beta\omega_0^2 G_{n+1}(\omega)} \quad (35)$$

An examination of these series shows that one can obtain analytic expression for  $G_1(0)$  even if we keep  $m$  terms in the continued fractions. We find

$$\omega_0 G_{1,m}(0) = -\frac{1}{1 + \frac{1}{S_m(\beta)}} = -\frac{S_m(\beta)}{1 + S_m(\beta)} \quad (36)$$

where

$$S_m(\beta) = \sum_{n=1}^m \frac{n!}{\beta^n}. \quad (37)$$

Substituting into (35), we obtain

$$G_m^e(0) = -\frac{1 + S_m(\beta)}{\beta\omega_0} \quad (38)$$

If we keep the number of terms in the continued fractions  $m < \beta e$ , we find  $S_{m+1}(\beta) < S_m(\beta)$  and  $(G^e(0)) = -1/(\beta\omega_0)(1 + 1/\beta + 2/\beta^2 + \dots) \approx -1/(\beta\omega_0)$ , in line with (32). However, once  $m$  exceeds  $\beta e$ , a regular expansion in  $1/\beta$  breaks down and  $S_m(\beta)$  becomes large as  $(m/\beta e)^m$ . If we keep all terms in the continued fractions, we find  $S_\infty(\beta) = \sum_{n=1}^\infty \frac{n!}{\beta^n} = \infty$  for any value of  $\beta$ . Substituting into (36) we then obtain

$$G^e(0) = -\frac{1 + S_\infty}{\beta\omega_0} = \infty \quad (39)$$

in agreement with the exact solution. As a side remark, we note that to detect a strong enhancement of  $G^e(0)$ , one does not need to sum up an infinite number of terms in the continued fractions, taking  $m$  terms with  $m \geq \beta e$  is enough. In Fig. 9 we plot  $S_m(\beta)/(1 + S_m(\beta)) = -\omega_0 G_1$  for  $m = 20$ . We clearly see a sharp crossover from small to large  $S(\beta)$  at  $\beta \geq 7$ , which is close to  $20/e = 7.36$ .

We next expand to first order in  $\omega$  and obtain the prefactor for the linear in  $\omega$  term in  $(G^e(\omega))^{-1} = \omega(1 + T_\infty(\beta))$ , where  $T_\infty(\beta) = -\beta\omega_0^2 dG_1(\omega)/d\omega$ . Analyzing the contributions from the  $m$  terms in the continued fractions, we obtain a partial  $T_m(\beta)$  in the form

$$T_m(\beta) = \beta T_{m,0}^2 + 2\beta^2 T_{m,0}^2 T_{m,1}^2 + 6\beta^3 T_{m,0}^2 T_{m,1}^2 T_{m,2}^2 + \dots \quad (40)$$

and

$$T_{m,l} = T_{m,l}(\beta) = \frac{1}{1 + l + \frac{(1+l)!}{\sum_{n=1}^m \frac{(n+l)!}{\beta^n}}} \quad (41)$$

The first term in these series  $T_{m,0}(\beta) = 1/(1 + 1/S_m(\beta))$ . If we set  $m < \beta e$ , we find that  $T_m(\beta) = 1/\beta + 4/\beta^2 + \dots$

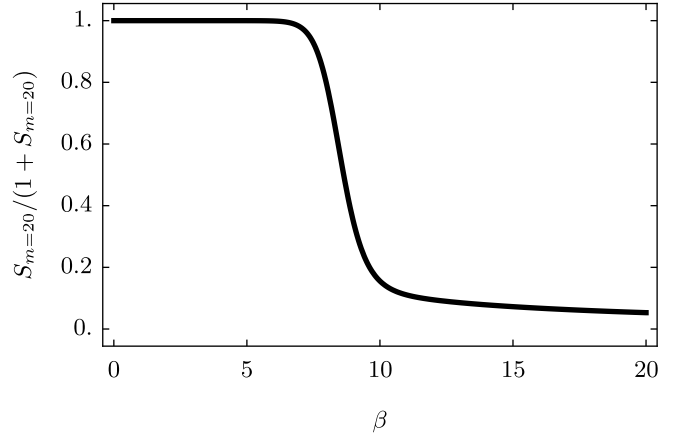


FIG. 9. Function  $S_m(\beta)/[1 + S_m(\beta)]$  with  $S_m(\beta)$  from Eq. (37) for  $m = 20$  terms in the continued fractions expansion. Observe that  $S_{20}(\beta)/[1 + S_{20}(\beta)] \approx 1$  for  $\beta \lesssim 7.34 \approx 20/e$  (i.e.,  $S_{20}(\beta)$  is large) and rapidly drops at larger  $\beta$ .

is small and  $(G^e(\omega))^{-1} \approx \omega$ . However, if we increase  $m$  to  $m > \beta e$ , we find  $T_{m,l} \approx 1/(1 + l)$ , independent of  $m$ . Substituting into (40), we then obtain

$$T_m(\beta) = \beta + \frac{2\beta^2}{2^2} + \frac{6\beta^3}{6^2} + \dots$$

$$= \beta + \frac{\beta^2}{2} + \frac{\beta^3}{6} + \dots = e^\beta - 1 \quad (42)$$

Hence,  $G^e(\omega) = (\omega(1 + T_m(\omega)))^{-1} = e^{-\beta}/\omega$ . This coincides with the exact Green's function of the Holstein model  $G^H(\omega, 0)$  at  $\omega \rightarrow 0$ . Extending  $\omega$  to  $\omega + i\delta$ , we find that the DOS has a  $\delta$ -functional peak at  $\omega = 0$ . We verify numerically that the continued fractions in (35) yield  $G^e(\omega) = e^{-\beta}/\omega$  at the smallest  $\omega$  once we take the  $m$  terms in (35) and set  $m > \beta e$ . We show  $T_m(\beta)$  as a function of  $\beta$  at a given  $m$  in Fig. 10. We again clearly see a sharp crossover from  $T_m(\beta) \approx 1/\beta$  to  $T_m(\beta) \approx e^\beta - 1$  at  $\beta \sim m/e$ .

This approach can be extended to  $\omega \approx k\omega_0$  where  $k > 0$  is an integer. We did not attempt to extract an analytical formula for  $G_1(\omega)$ , but numerical analysis is quite straightforward since again only  $m \geq \beta e$  terms are actually needed. At  $\omega = k\omega_0$  we clearly see that  $\omega_0 G_1(0) = -(\beta - k)/\beta$ , hence  $G^e(k\omega_0) = -(1/\omega_0)1/((\beta - k) + \beta\omega_0 G_1(0)) = \infty$ , and at  $\omega = k\omega_0 + \tilde{\omega}$ ,  $\omega_0^2 \beta (G_1(\omega) - G_1(k\omega_0)) = -\tilde{\omega}(e^\beta k! / (\beta^k) - 1)$ , hence  $G^e(k\omega_0 + \tilde{\omega}) = (e^{-\beta} \beta^k / k!) / \tilde{\omega}$ , the same as  $G^H(k\omega_0 + \tilde{\omega}, 0)$  [53]

This calculation also clarifies how we should view a polaron within this approach. Like we said in the introduction, a polaron can generally be viewed as a "bound state" between a fermion and lattice distortion, i.e., between a fermion and a phonon cloud. The issue is how many phonons are in the cloud. We argue that this number is of order  $\beta$ . Indeed, we found above that one needs

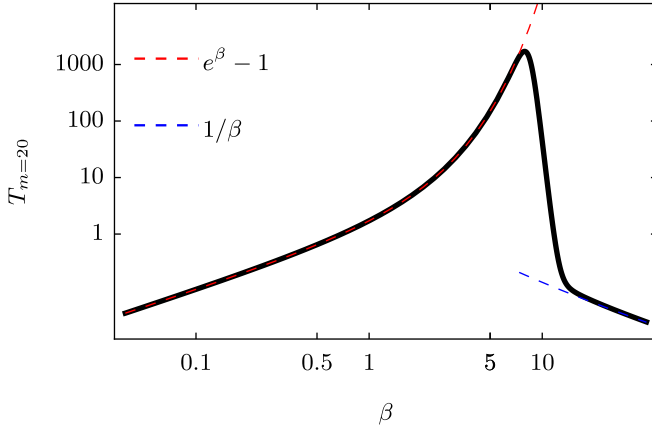


FIG. 10. Function  $T_m(\beta)$  from Eq. (42) for  $m = 20$  terms in the continued fractions expansion. Dashed lines show the limiting behaviors for  $m > \beta e$  (red) and  $m < \beta e$  (blue); see text.

$m \sim \beta$  terms in continued fractions to reproduce polaron peaks. Each subsequent term in fractions adds an additional interaction with a phonon, so the  $m$ -th term can be viewed as the result of subsequent interactions with  $m$  phonons. Since relevant  $m$  are of order  $\beta$ , the relevant number of phonons, which contribute to the formation of polarons, is of order  $\beta$  (more precisely, the number is close to  $\beta e$ ). We note in passing that this is different from how a polaron is treated in Lang-Firsov approach [16, 25, 26]. There, a polaron is viewed as the result of a shift in the equilibrium position of a local oscillator in the presence of an electron. The Hamiltonian of a displaced oscillator reduces to the sum of energies of a free dressed phonon and free electron, the latter with the energy shifted by  $-\beta\omega_0$ . In these variables, a polaron is a free fermion without a cloud of dressed phonons. The equivalence between Lang-Firsov and our approach is established when one computes the fermionic Green's function in Lang-Firsov approach by evaluating the overlap between the original and displaced phonon oscillator.

In Fig. 11 we show the DOS obtained by taking 20 terms in continued fractions compared to the exact DOS  $-1/\pi \text{Im } G^H(\omega+i0, 0)$  where  $G^H$  is given by (25). We see that for  $\beta \leq 1$  the agreement is essentially perfect. For larger  $\beta > 20/e \approx 7.4$ , the agreement is poor, implying that more terms are needed in the continued fractions.

We can go further and obtain the analytical expression for the eikonal series for  $G^e(\omega)$  at any  $\omega$ . This is most straightforwardly done in the imaginary time representation. To get the full  $G^e(\tau)$ , we rotate the one-loop self-energy (29) to the Matsubara axis ( $\omega \rightarrow i\omega_m$ ), convert it to imaginary time and then exponentiate. We verified that the exponentiation correctly accounts for higher-order diagrams, i.e. if we expand the exponent in Taylor series and convert each term back to momentum space, we reproduce order-by-order perturbation theory.

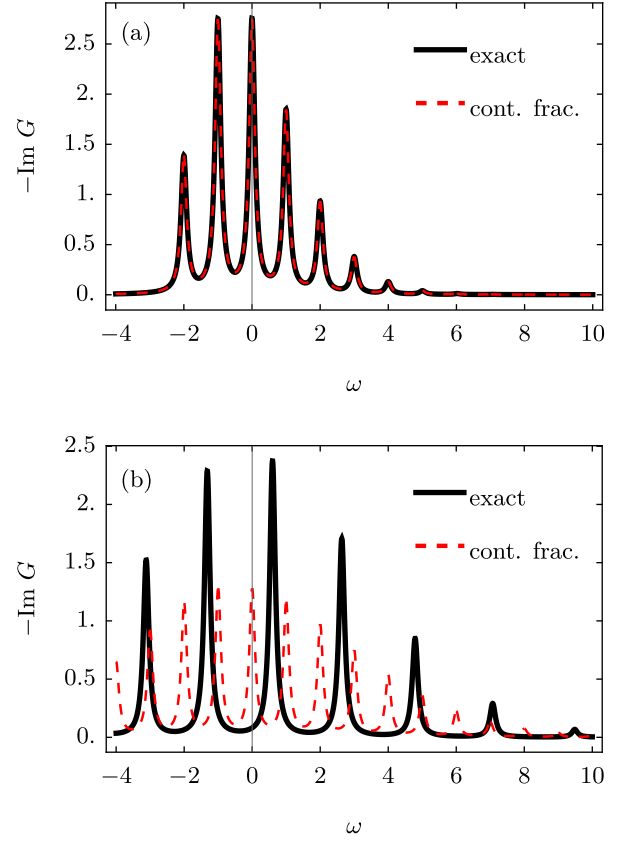


FIG. 11. Comparison of the exact DOS with the one obtained by using the continued fractions representation for the Green's function with 20 terms. (a)  $\beta = 2$ . The two DOS's are indistinguishable. (b)  $\beta = 10$ . The two DOS are clearly different. For better presentation we added the damping  $\gamma = 0.05$ .

The result for  $G^e(\tau)$  is:

$$\begin{aligned} G^e(\tau) &= \exp \left\{ \mu\tau + \beta\omega_0^2 \int_0^\tau d\tau_1 \int_{\tau_1}^\tau d\tau_2 e^{-\omega_0(\tau_2 - \tau_1)} \right\} \\ &= \exp \left\{ -\beta + \beta e^{-\omega_0\tau} \right\}. \end{aligned} \quad (43)$$

Upon Taylor series expansion and conversion back to real frequencies one immediately recovers Eq. (25) because each term in the series is a simple exponential function of  $\tau$ . The conversion of  $G^e(\tau)$  to retarded  $G^e(\omega + i\delta)$  immediately above the real frequencies can be done by first taking a Fourier transform to Matsubara  $\omega_m$  and then replacing  $i\omega_m = \omega + i\delta$  to get the retarded Green's function. The result is

$$G^e(\omega) = \frac{1}{\omega + i\delta} {}_1F_1(1, 1 - \frac{\omega + i\delta}{\omega_0}, -\beta), \quad (44)$$

where  ${}_1F_1(a, b, c)$  is the Kummer confluent hypergeometric function. The latter can be expressed in terms of

ordinary and upper generalized  $\Gamma$ -functions as

$$G^e(\omega) = -\frac{e^{-\beta} (\beta)^{\omega/\omega_0}}{\omega_0 \cos(\pi\omega/\omega_0)} \times \left[ \Gamma\left(-\frac{\omega+i\delta}{\omega_0}\right) - \text{Re}\Gamma\left(-\frac{\omega}{\omega_0}, -\beta\right) \right]. \quad (45)$$

The Green function  $G^e(\omega)$  has poles at  $\omega = n\omega_0, n = 0, 1, 2, \dots$ , which come from the poles in the ordinary  $\Gamma$ -function. We explicitly verified that this  $G^e(\omega)$  coincides with  $G^H(\omega, 0)$  in (25) (see Appendix D) for details.

Eq. (45) has been previously obtained in Ref. [31] by expressing the full  $G^e(\omega)$  in terms of full  $G^e$  for intermediate fermions and the full vertex, the vertex in terms of  $G^c$  using the generalized Ward identity, and solving recurrence relations for the Green's function.

We emphasize that the summation of eikonal diagrammatic series, which reproduces the exact  $G^H(\omega, 0)$  with poles at the integer  $\omega/\omega_0$ , is different from the Borel summation, which expresses the divergent series via the integral over the axillary variable [42, 45, 47]. The Borel summation produces a continuous Gaussian (Franck-Condon) form of  $\text{Im} G^H(\omega, 0)$  and is applicable for large  $\omega \sim \beta\omega_0$ , when the distance  $\omega_0$  between the peaks is much smaller than the peak position, and the DOS consisting of  $\delta$ -functions is well approximated by its continuous envelope. To get the envelope in our case we approximate the eikonal series in (30) by neglecting constants compared to  $\beta$ , i.e., replacing  $\beta+1, \beta+2$ , etc as just  $\beta$ . Doing this, we obtain  $G^e(\omega) \approx Q(X)/(\omega - \beta\omega_0)$ , where

$$X = \frac{\beta\omega_0^2}{(\omega - \beta\omega_0)^2} \quad (46)$$

and

$$Q(X) = 1 + X + 3X^2 + 15X^3 + \dots = \sum_{n=0}^{\infty} (2n-1)!! X^n, \quad (47)$$

The Borel summation of a formally divergent sum in (47) uses the fact that  $(2n-1)!! = \Gamma(n+1/2)2^n/\sqrt{\pi}$  and invokes an integral representation of the  $\Gamma$ -function:  $\Gamma(n+1/2) = \int_0^\infty e^{-t} t^{n-1/2} dt$ . One can verify that the order-by-order expansion in  $X$  in the l.h.s of (47) is reproduced if we take

$$Q(X) = \frac{1}{\sqrt{\pi}} \int_0^\infty \frac{dt e^{-t}}{\sqrt{t}} \frac{1}{1-2tX} \quad (48)$$

The integral in (48) can be explicitly evaluated, and the result is

$$Q(X) = \frac{\sqrt{2\pi} e^{-\frac{1}{2X}}}{\sqrt{-X}} \left( 1 + \text{Erf} \left( -\frac{1}{\sqrt{-2X}} \right) \right) \quad (49)$$

where  $\text{Erf}(\dots)$  is an error function. Separating real and imaginary parts in (49), we obtain a continuum DOS

$$N_{env}^e(\omega) \approx \sqrt{\frac{1}{2\pi\beta\omega_0^2}} e^{-\frac{(\omega-\beta\omega_0)^2}{2\beta\omega_0^2}} \quad (50)$$

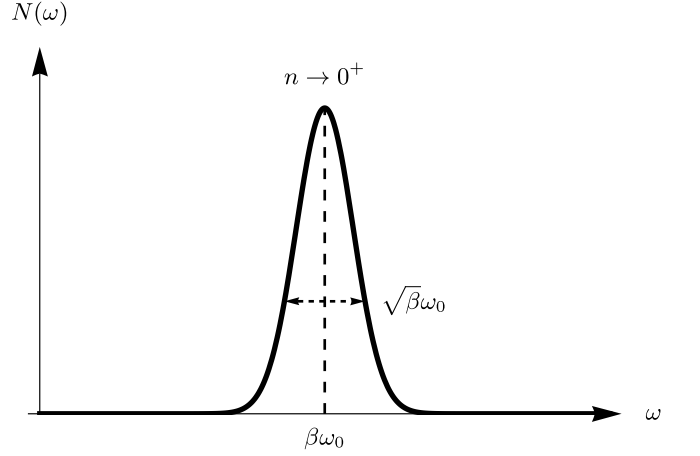


FIG. 12. The envelope of the DOS, Eq. (50), in the limit of vanishing density  $n \rightarrow 0^+$ . Observe that at large  $\beta$ , the width of the envelope is parametrically smaller than the frequency at which it is centered.

This DOS coincides with the envelope of the exact  $N^H(\omega)$ , which can be instantly verified by expressing  $N^H(\omega)$  as

$$N^H(\omega, 0) = -\frac{1}{\pi} \text{Im} G^H(\omega, 0) = e^\beta \sum_{m=0}^{\infty} \frac{\beta^m}{m!} \delta(\omega - m\omega_0), \quad (51)$$

replacing  $\sum_m$  by  $\int dm$ , and  $m!$  by  $\sqrt{2\pi m}(m/e)^m$ . The integrand is the largest at  $m \sim \beta$ , and the integration over  $m$  reproduces (50). The DOS envelope is centered at  $\omega = \beta\omega_0$  and its width is  $\sqrt{\beta}\omega_0$ . We plot the envelope  $N_{env}^H(\omega, 0) = N_{env}^e(\omega)$  in Fig. 12.

We further note that (i) the total DOS of the envelope  $\int d\omega N_{env}^e(\omega) \approx 1$ , up to corrections of order  $e^{-\beta}$ , and (ii) the width of the envelope is parametrically smaller than its peak position. In this situation, the envelope can be further approximated by the DOS of a free fermion with energy  $\beta\omega_0$ , i.e.,  $\text{Im} G_0^e(\omega)$ . The DOS at  $W = 0$  and  $n = 0+$  can then be viewed as consisting of a free fermion peak at  $\omega = \beta\omega_0$  and polaron peaks at  $\omega = n\omega_0$ ,  $n \ll \beta$ , with exponentially small residues  $e^{-\beta}$ . This DOS will be the starting point for our analysis of the DOS at finite  $W$ .

Before we continue, we elaborate on the remark that we made earlier on the relation between our DOS in terms of the original fermions ( $c$ -fermions in the notation of Eq. (1)) and the one in terms of  $p$ -fermions, which emerge after the canonical transformation [25] and describe composite objects – fermions dressed by lattice distortions. In terms of  $c$ -fermions, the DOS as a function of  $E = \omega + \mu$  consists of a free-fermion peak at  $E = 0$ , a polaron peak at  $E = -\beta\omega_0$  with residue  $Z = e^{-\beta}$  and other polaron peaks further at negative energies. In terms of  $p$ -fermions, the free-fermion peak and the polaron peak are interchanged: the polaron peak is at



$E = -\beta\omega_0$  and has residue  $Z = 1$ , and the "free-fermion" peak is at  $E = 0$  and has an exponentially small residue.

## 2. Finite bandwidth.

At a finite bandwidth  $W$ , we re-analyze eikonal series by adding the dispersion  $\epsilon_{\mathbf{k}}$  to the bare fermionic propagator:

$$G_0^e(\mathbf{k}, \omega) = \frac{1}{\omega - (\epsilon_{\mathbf{k}} - \mu)}. \quad (52)$$

We assume and then verify that  $\mu$  remains equal to  $-\beta\omega_0$  up to corrections of order  $e^{-\beta}$ , and that the polaron state remains stable as long as  $\beta\omega_0 > W/2$ . In this situation, the pole of the time-ordered  $G_0^e(\mathbf{k}, \omega + i\delta\text{sign}\omega)$  remains in the lower half-plane of frequency for all momenta  $\mathbf{k}$ . Then the diagrams, which are not linked to a single line, still vanish and also  $\omega_0$  is not renormalized. However, self-energy is generally affected by  $\epsilon_{\mathbf{k}}$ , and the polaron peaks at  $\omega = n\omega_0$  acquire some momentum dependence [52].

We first analyze the Green's function  $G^e(k, \omega)$  at the smallest  $\omega$ . It still can be represented as the continued fractions (35), i.e.  $(G^e(\mathbf{k}, \omega))^{-1} = \omega - \beta\omega_0 - \epsilon_{\mathbf{k}} - \beta\omega_0^2 G_1(\mathbf{k}, \omega)$ , but now  $G_1(\mathbf{k}, \omega)$  and all other  $G_n(\mathbf{k}, \omega)$  are expressed via integrals over the momenta of internal fermions (Ref. [52]). We recall that at  $W = 0$ ,  $-\beta\omega_0^2 G_1(k, \omega) = \beta\omega_0 + \omega(e^\beta - 1)$  and  $G^e(\omega) = e^{-\beta}/\omega$ , and the exponential behavior comes from the continued fractions at order  $m = O(\beta)$ , reflecting the fact that a polaron is a bound state of an electron and  $O(\beta)$  phonons. Relevant phonon energy at this order of continued fractions is of order  $\beta\omega_0$ . An inspection of the continued fractions in the presence of  $\epsilon_{\mathbf{k}}$  shows that, as long as  $W \ll \beta\omega_0$ , we have at  $\omega = 0$ ,  $-\beta\omega_0^2 G_1(\mathbf{k}, 0) = \beta\omega_0 + O(W)$  and hence  $(G^e(\mathbf{k}, 0))^{-1} = O(W)$ . The same analysis at finite  $\omega$  yields  $-\beta\omega_0^2(G_1(\mathbf{k}, \omega) - G_1(\mathbf{k}, 0)) = \omega(e^\beta - 1 + O(W/\beta\omega_0))$ , i.e.  $(G^e(\mathbf{k}, \omega))^{-1} = \omega(e^\beta + O(W/\beta\omega_0))$ . The first term is exponentially large, the second is at most  $O(1)$  and can be neglected for all  $W < \beta\omega_0 e^\beta$ . Combining  $\omega = 0$  and linear in  $\omega$  terms, we obtain at the smallest  $\omega$

$$G(\mathbf{k}, \omega) = \frac{e^{-\beta}}{\omega - e^{-\beta}f(\mathbf{k})}. \quad (53)$$

We see that the mass of the polaron at  $\omega = 0$  is exponentially large, i.e., it is an exponentially heavy quasiparticle. Integrating over momentum, we find that the DOS of this polaron is finite  $N^e(\omega) \sim 1/W$ , but only in an exponentially small patch  $0 < \omega < W e^{-\beta}$ . This agrees with the earlier results [27, 52, 54].

The same holds for other polaron peaks at  $\omega = n\omega_0$  with  $n \ll \beta$  - they all transform into patches with  $N^e(\omega) \sim 1/W$  and exponentially small width

$W e^{-\beta} \beta^n / n!$ . This leads to the DOS at small  $\omega$ , consisting of narrow patches, which *remain well separated even at  $W > \omega_0$* , when naive reasoning would suggest overlapping of the DOS of neighboring excited polaron states. This also justifies a posteriori our conjecture that at a non-zero  $W$ ,  $\mu = -\beta\omega_0$  up to  $e^{-\beta}$  corrections. Indeed, as we just argued, for  $\mu = -\beta\omega_0$ , the prefactor for the term  $\omega$  in  $G^{-1}(\mathbf{k}, \omega)$  also remains  $e^\beta$  at a finite  $W$ , which leads to the  $e^{-\beta}$  width of the polaron patch around  $\omega = 0$ . The maximal change in total density from this patch is then also  $e^{-\beta}$ . This change is compensated for by an exponentially small change of  $\mu$  compared to  $-\beta\omega_0$ . We recall that we neglected numerically small shifts of the chemical potential due to virtual delocalization of polaron states to the nearest-neighbor sites (they are quantified in Sect. IVD 3).

Fermions at frequencies  $\omega \sim \beta\omega_0$  display different behavior. Like we said, at  $W = 0$ , the DOS of these fermions can be well approximated by the Gaussian centered at  $\omega = \beta\omega_0$  with the width  $\sqrt{\beta\omega_0}$  and can be further approximated by a single  $\delta$ -function at  $\omega = \beta\omega_0$  for frequencies  $|\omega - \beta\omega_0|$  larger than the width of the Gaussian,  $\sqrt{\beta\omega_0}$ . We emphasize that this holds for the large  $\beta$  we consider here. For  $\beta = O(1)$  there is no clear separation between polaron peaks at different frequencies (see Appendix B). We emphasize that the transformation of the DOS from its form in the atomic limit begins at  $W \sim \sqrt{\beta\omega_0} \gg \omega_0$ . There are no notable changes in DOS at  $W \sim \omega_0$ .

The approximation of states at  $\omega \sim \beta\omega_0$  by a single free-fermion peak becomes even better at a non-zero  $W$ . The residues of individual  $\delta$ -functions with  $m \approx \beta$  scale as  $Z_m \sim 1/\sqrt{\beta}$ , i.e., individual peaks begin to overlap at  $W \sim \sqrt{\beta\omega_0}$ . At larger  $W$ , individual peaks are no longer distinguishable, and also the bandwidth exceeds the width of the Gaussian made out of these states. As a consequence, the DOS near  $\omega = \beta\omega_0$  can be interpreted as that of a free dispersing fermion, described by a free-fermion Green's function  $G_0^e(\mathbf{k}, \omega)$ , Eq. (52). This DOS is a continuum of width  $W$ . The full DOS then consists of this continuum and a set of narrow patches near  $\omega = 0$ , which are the DOS's of weakly dispersing heavy polarons. We show this DOS in Fig. 13a. In Appendix E we discuss in more detail how individual peaks near  $\omega = \beta\omega_0$  transform into a continuum when  $W \sim \sqrt{\beta\omega_0}$ .

As  $W$  increases, the lower end of the continuum extends to smaller  $\omega$ . In this process, it absorbs polaron patches one by one, starting from one ones closest to the continuum. We show this in Fig. 13b. At  $\beta\omega_0 = W/2$ , i.e., at  $\lambda_p = 1/2$ , the continuum absorbs the last polaron at  $\omega = 0$  (Fig. 13c). This is the end point of the polaron state. At larger  $W$ , the system is in the FL phase and the DOS  $N(\omega)$  is continuous between  $\omega = 0$  and  $\omega = W$ . That critical  $\lambda_p = 1/2$  is corroborated by the observation that for this  $\lambda_p$ , the chemical potential of the polaron state  $\mu = -\beta\omega_0$  coincides with the chemi-

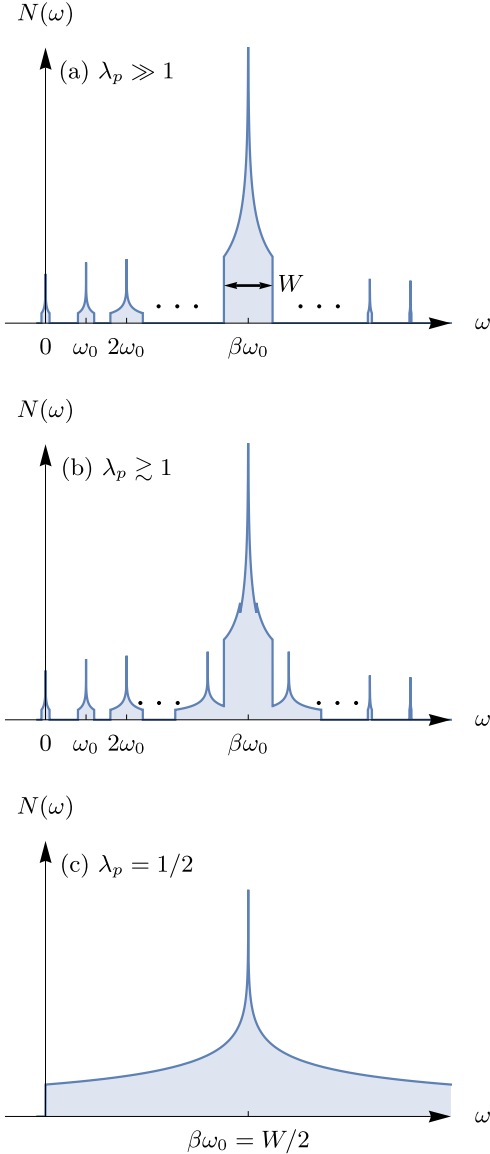


FIG. 13. Schematic electron DOS in the regime  $W > \sqrt{\beta}\omega_0$ , for density  $n = 0^+$ . The width of the peak at  $\omega = \beta\omega_0$  is set by  $W$ ; the width of the peaks near  $\omega = 0$  is exponentially small  $\sim W e^{-\beta}$ . Panels (a)-(c) show evolution with increasing  $W$ , as polaron “patches” are absorbed by the continuum. The height of each low-energy patch is  $O(1)$ . We don’t specify their forms here and plot these patches here and in the other similar plots as rectangular.

cal potential of a Fermi gas  $\mu_{FG} = -W/2$  at  $n = 0^+$ . Furthermore, we will show below that at  $n = 0^+$ , the energies of the polaron state  $E_P = -\beta\omega_0 n$  and of the Fermi gas  $E_{FG} = -Wn/2 = -\beta\omega_0(2\lambda_p)$  also coincide at  $\lambda_p = 1/2$ .

A few comments are in order here. First, strictly speaking, we need to compare  $\mu$  and  $E_P$  with the chemical potential  $\mu_{FL}$  and the ground state energy  $E_{FL}$  of

a FL. However, as we said in Sec. III, the difference between the kinetic energies  $E_{kin,FL}$  and  $E_{kin,FG}$  and between  $\mu_{FG}$  and  $\mu_{FL}$  is small in the Eliashberg parameter, which we treat as infinitesimally small. For this reason, in the following we approximate  $\mu_{FL}$  by  $\mu_{FG}$  and  $E_{kin,FL}$  by  $E_{kin,FG}$ . Second, in principle, there exist corrections to the chemical potential of the polaron state  $\mu = -\beta\omega_0$ , arising from virtual delocalization of the polaron states (fluctuations of the order parameter  $\Delta$  with finite  $q$ ). These corrections shift the critical value of  $\lambda_p$  down from  $1/2$ . In our current analysis, we assume that  $\mu$  remains equal to  $-\beta\omega_0$  at a finite  $W$ . We will return to this issue in Sec. IV D 3. The absorption of polarons with energies of order  $\omega_0$  the growing continuum can be equivalently described by the growth of the spectral weight in between polaron patches. We don’t have rigorous description for this, but we emphasize that the logics behind exponentially small ( $e^\beta$ ) width of the polaron peak is that the factor  $e^\beta$  comes from continued fractions of order  $m \sim \beta$ , when the relevant phonon frequency is comparable to  $\beta\omega_0$ . At  $W$  parametrically smaller than  $\beta\omega_0$ , the corrections from the fermionic dispersion to continued fraction result at this order are small and can be neglected. However, at  $W \sim \beta\omega_0$ , they become relevant at eventually destroy polaron patches.

It is also instructive to discuss the evolution of the system behavior starting from the opposite limit of small  $\lambda_p$  (large  $W$ ), where MET is valid. We recall that MET is assumed to remain internally stable as long as the dressed phonon Debye frequency  $\omega_r$  is positive [5–7, 55] (barring potential dynamical instabilities at smaller  $\lambda_p$  [13]). As we said above, in our model  $\omega_r$  remains positive up to  $\lambda_0 = 1$ . In terms of  $\lambda_p = \pi\lambda_0/4$ , the stability holds up to  $\lambda_p = \pi/4$ . This coupling is larger than  $1/2$ , meaning that there is a range of  $\lambda_p$  where the FL state is a local minimum with respect to low-energy perturbations within MET, yet the polaron state has a lower energy.

This last statement may sound contradictory because Fig. 13, viewed from right to left, shows that the polaron bound state develops at  $\omega = 0$ , which at a face value looks like a low-energy instability. However, we argue that polaron formation is a high-energy phenomenon. This becomes clear from the analysis of the fermionic self-energy. It has two contributions. One comes from low loop-orders in perturbation theory ( $m = O(1)$ , where  $m$  is a loop order) and involves internal fermions with frequencies well within the bandwidth. This contribution is captured within MET. It becomes singular when the dressed phonon softens, but is regular at smaller  $\lambda_p$ , including  $\lambda_p = 1/2$ . Another comes from high-loop orders  $m \geq W/\omega_0$ , from the processes in which multiple phonon scattering moves an internal fermion from small  $\omega$  to outside of the bandwidth. The contribution to self-energy from these processes is of the order  $(\lambda_p)^{W/\omega_0}$ . When  $\lambda_p$  is small, the corresponding self-energy is irrelevant. However, when  $\lambda_p > 1$ , it becomes exponentially large and

causes a dip in  $N(\omega)$  at  $\omega = 0$ , which is the beginning of the formation of the polaron state. A more sophisticated analysis is needed to verify that this occurs at  $\lambda_p = 1/2$ .

We also note that the Debye frequency changes discontinuously at  $\lambda_p = 1/2$  from  $\omega_r(q)$  in MET to  $\omega_0$  in the polaron state. However, at  $n = 0^+$ , this discontinuity affects only infinitesimally small  $q$  as  $\omega_r$  in a 2D FL gets reduced with increasing  $\lambda_p$  only for  $q < 2k_F$ , where  $k_F \propto n^{1/2}$ , while at larger  $q$ ,  $\omega_r(q) \approx \omega_0$ .

### C. The limit of full filling, $n \rightarrow 1$

The analysis for almost full filling is similar to that for vanishing filling. Like there, we focus on the range where  $n$  is near 1, yet  $\omega_D/E_F \ll 1$ , where  $E_F$  is now counted

from the top of the band.

#### 1. Zero bandwidth, Holstein model

The diagrammatic treatment at  $W = 0$  proceeds in the same way as at  $n = 0^+$  with one distinction: the self-energy contains an additional off-shot (Hartree) term  $\Sigma^{off-shot} = -2\beta\omega_0$ . Incorporating it into the Green's function of a free dispersion-less fermion, we find that the off-shell self-energy changes the bare chemical potential  $\mu = -\beta\omega_0$  to  $\mu - \Sigma^{off-shot} = +\beta\omega_0$ . With this modification, the bare Green's function for eikonal calculations is

$$G_0^e(\omega) = \frac{1}{\omega + \beta\omega_0} \quad (54)$$

The eikonal series then become

$$G^e(\omega) = \frac{1}{\omega + \beta\omega_0} + \frac{\beta\omega_0^2}{(\omega_m + \beta\omega_0)^2(\omega + (\beta + 1)\omega_0)} \left( 1 + \frac{\beta\omega_0^2}{(\omega + (\beta + 1)\omega_0)} \left( \frac{1}{(\omega + \beta\omega_0)} + \frac{2}{(\omega + (\beta + 2)\omega_0)} \right) \right) + \dots \quad (55)$$

The poles in the order-by-order expansion of  $G(\omega)$  are now at negative frequencies  $\omega < -\beta\omega_0$ . Like for the case  $n = 0^+$ , the series do not converge for any frequency and have to be evaluated in the same way as in the previous Section. The fully dressed retarded Green's function is

$$G^e(\omega + i\delta) = \frac{1}{\omega + i\delta} {}_1F_1\left(1, 1 + \frac{\omega + i\delta}{\omega_0}, -\beta\right) \quad (56)$$

where, we recall,  ${}_1F_1(a, b, c)$  is the Kummer confluent hypergeometric function. It has poles at  $\omega = -n\omega_0, n = 1, 2, \dots$ , the additional pole in  $G^e(\omega)$  at  $\omega = 0$  comes from the  $1/(\omega + i\delta)$  prefactor in (56). The DOS,  $N^e(\omega) = N^H(\omega, 1)$  then consists of the set of  $\delta$ -functional peaks at  $\omega = -m\omega_0, m = 0, 1, 2, \dots$  (Fig. 14).

#### 2. Finite bandwidth

The analysis at a finite  $W$  also parallels that at  $n \rightarrow 0$ . The bare Green's function is

$$G_0^e(\mathbf{k}, \omega) = \frac{1}{\omega - (\epsilon_{\mathbf{k}} - \beta\omega_0)}. \quad (57)$$

The full  $G^e(\mathbf{k}, \omega)$  at  $n = 1^-$  consists of patches of heavy polarons, with exponentially small width width ( $e^{-\beta}$ ) and a continuum with width  $W$ , centered at  $\omega = -\beta\omega_0$ . As  $W$  increases ( $\lambda_p$  decreases), the lower end of the continuum extends to smaller negative  $\omega$  and absorbs heavy polarons one by one. The last polaron at  $\omega = 0$  is absorbed at  $\lambda_p = 1/2$ , and at smaller  $\lambda_p$  the ground state

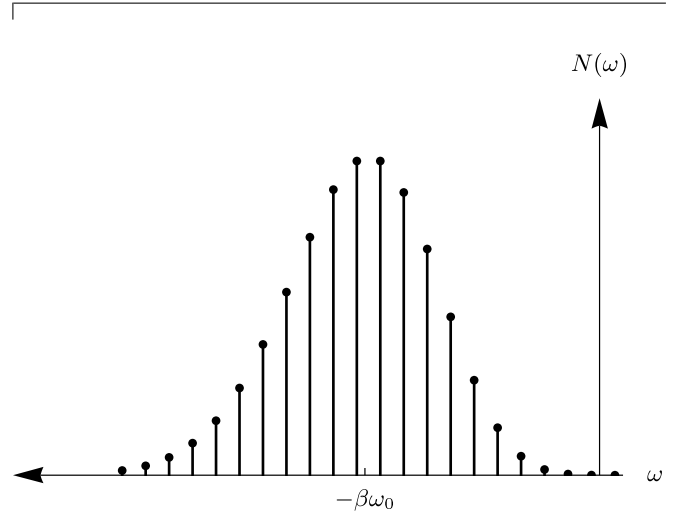


FIG. 14. The DOS  $N(\omega)$  for the case of near-full filling  $n \rightarrow 1$ . The DOS is non-zero only for  $\omega \leq 0$ . The  $\delta$ -functional peaks are at  $\omega = -n\omega_0, n = 0, 1, 2, \dots$ . The residues of the peaks  $Z_n$  are the largest at  $n \approx \beta$ , where  $Z_n \sim 1/\sqrt{\beta}$ . At smaller  $n = O(1)$ ,  $Z_n \sim e^{-\beta}$  and at  $n \gg \beta$ ,  $Z_n \sim e^{-\beta}(e\beta/n)^n$ .

is the FL described by MET. We show the evolution of DOS with increasing  $W$  in Fig. 15. Like at  $n = 0^+$ , the MET remains internally stable up to  $\lambda_p = \pi/4 > 1/2$ , and the polaron formation at  $\lambda_p = 1/2$ , coming from smaller  $\lambda_p$ , involves high-loop-order self-energy diagrams and processes involving fermions with energies outside of the bandwidth.

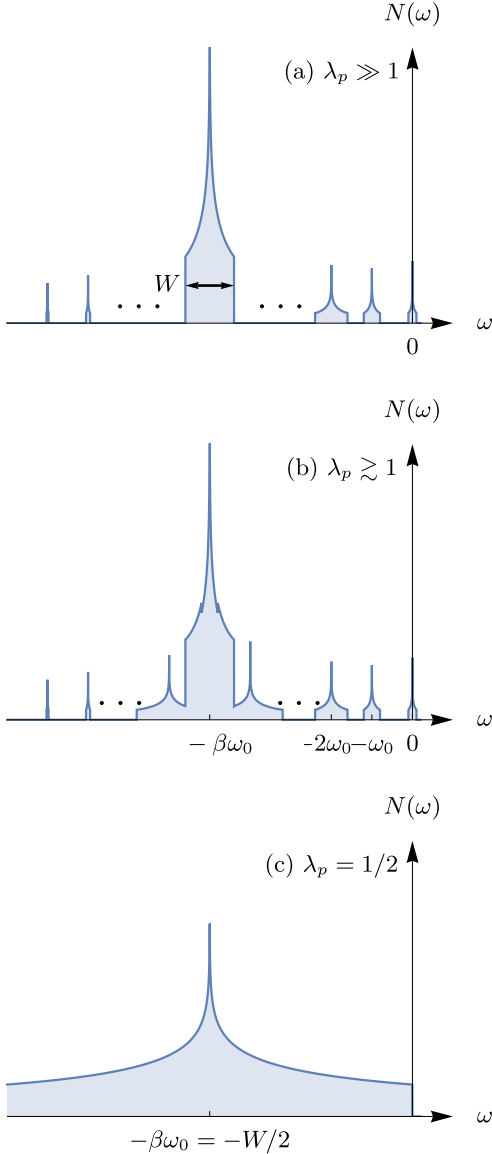


FIG. 15. Schematic electron DOS in the regime  $W > \sqrt{\beta}\omega_0$ , for density  $n = 1^-$ . The width of the peak at  $\omega = -\beta\omega_0$  is set by  $W$ ; the width of the peaks near  $\omega = 0$  is exponentially small  $\sim We^{-\beta}$ . Panels (a)-(c) show evolution with increasing  $W$ , a polaron “patches” are absorbed by the continuum.

#### D. Arbitrary filling, $0 < n < 1$

##### 1. Zero bandwidth, Holstein model

The exact spectral function of the Holstein model  $A^H(\omega, n)$  at  $0 < n < 1$  is presented in Eq. (27). It consists of a set of  $\delta$ -functions at both positive and negative  $\omega_n = n\omega_0$ ,  $n = 0, \pm 1, \pm 2$ , etc. The total spectral weight at positive frequencies is  $1 - n$  and that at negative frequencies is  $n$ . We argued earlier that at large

$|\omega| \approx \beta\omega_0$ , where the distance between the peaks is much smaller than their positions, the spectral function can be approximated by a Gaussian envelope. For  $0 < n < 1$ , there are two envelopes, one centered at  $\omega = \beta\omega_0$  and the other at  $\omega = -\beta\omega_0$ . Each envelope has a small width  $\sqrt{\beta}\omega_0 \ll \beta\omega_0$  and can be further approximated by a  $\delta$ -function at  $\omega = \pm\beta\omega_0$  with residue  $Z = 1 - n$  for negative  $\omega$  and  $Z = n$  for positive  $\omega$ :

$$A(\omega, n) = n\delta(\omega + \beta\omega_0) + (1 - n)\delta(\omega - \beta\omega_0). \quad (58)$$

The corresponding “free-fermion” retarded Green’s function is

$$G^{ret}(\omega, n) = \frac{n}{\omega + \beta\omega_0 + i\delta} + \frac{1 - n}{\omega - \beta\omega_0 + i\delta} \quad (59)$$

The two-peak structure in (58) is qualitatively different from the one-peak structure of  $A(\omega)$  at  $n = 0$  and  $n = 1$ . There, the free-fermion part of the Green’s function coincides with the bare  $G_0^e(\omega)$  in the eikonal approach. This is clearly not the case at a finite  $n$  as starting from a Green’s function with a single pole one has to include the self-energy to reproduce the two-pole structure of  $G(\omega, n)$  in (59).

To get an idea of how to modify the eikonal calculations at  $0 < n < 1$ , we introduce the bare Green’s function for the eikonal calculations

$$G_0^e(\omega, n) = \frac{1}{\omega + \mu_n} \quad (60)$$

where  $\mu_n = -\beta\omega_0(1 - 2n)$  incorporates the off-shot (Hartree) self-energy  $\Sigma^{\text{off-shot}} = -2\beta\omega_0 n$ , express  $G(\omega, n)$  from (59) in terms of  $G_0^e(\omega, n)$ , and extract the self-energy  $\Sigma(\omega, n) = ((G_0^e(\omega, n))^{-1} - (G(\omega, n))^{-1})^{-1}$ . We find

$$\Sigma(\omega, n) = \frac{|\Delta|^2}{\omega - \mu_n} \quad (61)$$

where we introduced

$$|\Delta|^2 = 4n(1 - n)(\beta\omega_0)^2 \quad (62)$$

This self-energy has a pole at  $\omega = \mu_n$  whose frequency is opposite to that of the pole of  $G_0^e(\omega, n)$  in Eq. (60).

A self-energy of this form emerges if we assume that there exists another branch of excitations with opposite sign of  $\mu_n$  (an ancilla fermion) and that there is a bilinear coupling between the physical and ancilla fermions. A somewhat similar approach has been used in the analysis of pseudogap behavior for hole doped cuprates (see Ref. [56] for a recent review). In our case, the physical reasoning for two-fermion description is that at  $0 < n < 1$  each lattice site is either occupied or empty with a certain probability. In this respect, a physical fermion describes states occupied with probability  $n$  and an ancilla fermion describes states occupied with probability

$1 - n$ . The chemical potential for the ancilla fermion is  $-\beta\omega_0(1 - 2(1 - n)) = -\mu_n$  and its bare Green's function is  $\bar{G}_0^e(\omega, n) = \frac{1}{\omega - \mu_n}$ . Because the ancilla fermion is a mirror image of the physical fermion, it couples to a phonon by the same Eq. (1). The Hamiltonian for both physical and ancilla fermions then is

$$H' = -\mu_n (c^\dagger c - \tilde{c}^\dagger \tilde{c}) + \frac{g}{\sqrt{2\omega_0}} (c^\dagger c + \tilde{c}^\dagger \tilde{c}) (b + b^\dagger). \quad (63)$$

where operators  $c$  and  $\tilde{c}$  describe physical and ancillary fermions, respectively [57].

The last term in (63), taken to a second order, gives rise to an effective phonon-mediated interaction between  $c$  and  $\tilde{c}$  fermions. In the static limit, which we will need in the following, this effective interaction is

$$U_{eff} = -2\beta\omega_0 c^\dagger \tilde{c} \tilde{c}^\dagger c \quad (64)$$

To obtain the bilinear coupling between the  $c$  and  $\tilde{c}$  fermions, we introduce a composite  $U(1)$  order parameter

$$\Delta = -2\beta\omega_0 \langle c^\dagger \tilde{c} \rangle \quad (65)$$

and use it to decouple  $U_{eff}$  in (64). We then obtain the effective  $H'$  in the form

$$H'_{eff} = \frac{|\Delta|^2}{2\beta\omega_0} - \mu_n (c^\dagger c - \tilde{c}^\dagger \tilde{c}) + \Delta c^\dagger \tilde{c} + \Delta^* \tilde{c}^\dagger c + \frac{g}{\sqrt{2\omega_0}} (c^\dagger c + \tilde{c}^\dagger \tilde{c}) (b + b^\dagger). \quad (66)$$

We followed [7, 58] and flipped the sign of the  $|\Delta|^2$  term in (66) compared to  $\langle U_{eff} \rangle = -\frac{|\Delta|^2}{2\beta\omega_0}$ . This is done to avoid triple counting in the calculation of  $\langle H'_{eff} \rangle$  as  $\langle U_{eff} \rangle$  appears there three times: directly and twice after averaging in the quadratic form.

The Hamiltonian in Eq. (66) can be diagonalized by a Bogolyubov rotation. For  $\Delta = |\Delta|e^{i\phi}$  we take

$$\begin{aligned} c &= (\cos \theta \alpha + \sin \theta \tilde{\alpha}) e^{i\phi/2} \\ \tilde{c} &= (\cos \theta \tilde{\alpha} - \sin \theta \alpha) e^{-i\phi/2}, \end{aligned} \quad (67)$$

The Hamiltonian in terms of  $\alpha$  and  $\tilde{\alpha}$  becomes diagonal once we choose  $\tan(2\theta) = |\Delta|/\mu_n$ . Using the sign convention, in which  $\text{sign} \cos 2\theta = -\text{sign} \mu_n$ , we obtain

$$\cos \theta = \frac{1}{\sqrt{2}} \left(1 - \frac{\mu_n}{E}\right)^{1/2}, \quad \sin \theta = -\frac{1}{\sqrt{2}} \left(1 + \frac{\mu_n}{E}\right)^{1/2}, \quad (68)$$

and

$$\begin{aligned} H'_{eff} &= \frac{|\Delta|^2}{2\beta\omega_0} + E (\alpha^\dagger \alpha - \tilde{\alpha}^\dagger \tilde{\alpha}) \\ &\quad + \frac{g}{\sqrt{2\omega_0}} (\alpha^\dagger \alpha + \tilde{\alpha}^\dagger \tilde{\alpha}) (b + b^\dagger) \\ &= H'_\alpha + H'_{\tilde{\alpha}}, \end{aligned} \quad (69)$$

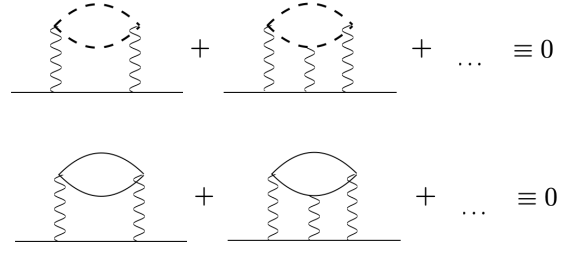


FIG. 16. Potential contributions to  $\alpha$  fermion self-energy from  $\tilde{\alpha}$  fermions (top) and  $\alpha$  fermions (bottom). Solid (dashed) lines correspond to  $\alpha$  ( $\tilde{\alpha}$ ) fermions. In both cases, the corrections vanish.

where  $E = (\mu_n^2 + |\Delta|^2)^{1/2} > 0$ .

We see that the system decouples into two independent subsystems: in one, described by  $\tilde{\alpha}$ , all states are empty, and in the other, described by  $\alpha$ , all states are occupied. In this respect,  $\tilde{\alpha}$  and  $\alpha$  describe realizations in which a given lattice site is filled or empty. We emphasize that both  $\alpha$  and  $\tilde{\alpha}$  are linear combinations of the original and ancilla fermions. We also emphasize that at  $W = 0$ , there is no correlation between the phase of the order parameter  $\phi$  at different lattice sizes; hence there is no macroscopic order of  $\Delta$ .

Let us momentarily neglect the last term in (69), i.e., treat  $\alpha$  and  $\tilde{\alpha}$  fermions as free particles. The value of  $|\Delta|$  is determined from the self-consistent condition, Eq. (65)

$$|\Delta| = -\beta\omega_0 \frac{|\Delta|}{E} (\langle \alpha^\dagger \alpha \rangle - \langle \tilde{\alpha}^\dagger \tilde{\alpha} \rangle) \quad (70)$$

Canceling  $|\Delta|$  on both sides and using  $\langle \alpha^\dagger \alpha \rangle = 0$ ,  $\langle \tilde{\alpha}^\dagger \tilde{\alpha} \rangle = 1$ , we obtain

$$E = \sqrt{\mu_n^2 + |\Delta|^2} = \beta\omega_0. \quad (71)$$

This yields

$$|\Delta| = 2\beta\omega_0(n(1 - n))^{1/2}, \quad (72)$$

the same as in (62). The condition on the fermion density

$$\frac{1}{2} \left(1 + \frac{\mu_n}{E}\right) = n \quad (73)$$

is satisfied, as it should. The retarded Green's function of the physical  $c$ -fermion is

$$\begin{aligned} G^c(\omega) &= \frac{1}{2} \frac{1 - \mu_n/E}{\omega - E + i\delta} + \frac{1}{2} \frac{1 + \mu_n/E}{\omega + E + i\delta} \\ &= \frac{1 - n}{\omega - \beta\omega_0 + i\delta} + \frac{n}{\omega + \beta\omega_0 + i\delta} \end{aligned} \quad (74)$$

It coincides with (59).

We now consider the full  $H'_{eff}$  in (69). Because the fermionic energy  $E = \beta\omega_0$ ,  $H'_\alpha$  is the same as the electron-phonon Hamiltonian at  $n = 0$  while  $H'_{\tilde{\alpha}}$  is the

same as the one at  $n = 1$ . We verified that the self-energy for the  $\alpha$  fermion is fully determined by  $H'_\alpha$  without an input from  $H'_\alpha$  and vice versa (the only potential contributions to the self-energy for an  $\alpha$  fermion from the processes involving  $\tilde{\alpha}$  fermions come from the diagrams shown in Fig. 16. These diagrams contain loops made out of  $\tilde{\alpha}$  fermions and vanish after integrating over the running frequency in the loop because the poles of  $G^\alpha(\omega)$  are in upper half-plane of frequency and the integration contour can be closed in the lower half-plane (for the same reason the diagrams with a loop made of  $\alpha$ -fermions also vanish). Using the results from the previous two sections, we then immediately find that the full spectral functions  $A^\alpha(\omega)$  and  $A^{\tilde{\alpha}}(\omega)$  are the same as the eikonal spectral functions at  $n = 0$  and  $n = 1$ , respectively, i.e., each contains the set of  $\delta$ -functional peaks at positive (negative)  $\omega = p\omega_0$ . The full Green's functions are

$$\begin{aligned} G^\alpha(\omega) &= G^e(\omega, n=0) = \frac{1}{\omega + i\delta} {}_1F_1(1, 1 - \frac{\omega + i\delta}{\omega_0}, -\beta), \\ G^{\tilde{\alpha}}(\omega) &= G^e(\omega, n=1) = \frac{1}{\omega + i\delta} {}_1F_1(1, 1 + \frac{\omega + i\delta}{\omega_0}, -\beta), \end{aligned}$$

where  ${}_1F_1(a, b, c)$  is the Kummer confluent hypergeometric function. The full retarded Green's function for the original (physical)  $c$  fermion is

$$G^c(\omega) = (1-n)G^\alpha(\omega) + nG^{\tilde{\alpha}}(\omega). \quad (75)$$

this Green's function is identical to the retarded  $G^H(\omega, n)$  given by Eq. (24). The message here is that the exact Green's function of the Holstein model for  $0 < n, 1$  is fully reproduced in the eikonal computation; however, one has to introduce an ancilla fermion and couple it bilinearly to the original fermion by introducing the  $U(1)$  order parameter  $\Delta$ .

We can also use Eq. (74) with  $E = \sqrt{\mu_n^2 + |\Delta|^2}$ , treat  $\mu_n$  and  $|\Delta|$  as parameters, and obtain the "free-fermion" grand potential  $\Omega(\mu_n, |\Delta|)$ . The equilibrium values of  $\mu_n$  and  $|\Delta|$  are then obtained from  $\partial\Omega/\partial\mu_n = -n$  and  $\partial\Omega/\partial|\Delta| = 0$ . The potential  $\Omega(\mu_n, |\Delta|)$  is expressed via the time-ordered  $G^c$  (the one with  $i\delta\text{sign}\omega$  instead of  $i\delta$ ) as [7, 58]

$$\begin{aligned} \Omega(\mu_n, |\Delta|) &= i \int^{\mu_n} d\mu^* \lim_{t \rightarrow -0} G^c(\omega, \mu^*, |\Delta|) e^{-i\omega t} \frac{d\omega}{2\pi} \\ &\quad + \Delta^2/(4\beta\omega_0) \end{aligned} \quad (76)$$

The last term is half of the term  $|\Delta|^2/(2\beta\omega_0)$  in (66), which has to be split between the physical and the ancillary fermions. The contribution from the lower end of the integral over  $\mu_n$  has to be chosen to satisfy the boundary condition  $\Omega(\mu_n, |\Delta|) = 0$  at  $n = 0$ . The factor  $e^{-i\omega t}$  in (76) requires that the integral over  $\omega$  be taken over the upper half-plane of frequency and selects the pole in  $G^c(\omega, \mu^*, |\Delta|)$  at  $\omega = -E = -\sqrt{(\mu^*)^2 + |\Delta|^2}$ . Evaluat-

ing the frequency integral explicitly, we then obtain

$$\Omega(\mu_n, |\Delta|) = -\frac{1}{2} \left( \mu_n + \sqrt{\mu_n^2 + |\Delta|^2} \right) + \Delta^2/(4\beta\omega_0) \quad (77)$$

Evaluating the derivatives over  $\mu_n$  and  $|\Delta|$  we obtain the set of two coupled equations

$$\begin{aligned} 1 + \frac{\mu_n}{\sqrt{\mu_n^2 + |\Delta|^2}} &= 2n \\ \sqrt{\mu_n^2 + |\Delta|^2} &= \beta\omega_0 \end{aligned} \quad (78)$$

Solving these equations, we obtain  $\mu_n = (2n-1)\beta\omega_0$  and  $|\Delta| = 2\beta\omega_0(n(1-n))^{1/2}$ , the same as we obtained before. Substituting these  $\mu_n$  and  $|\Delta|$  into (77), we find the equilibrium value  $\Omega^{eq}(n) = -\beta\omega_0 n^2$ . Evaluating now the kinetic energy  $E_{\text{kin}}(n) = \Omega^{eq}(n) + \mu_n n$ , we obtain

$$E_{\text{kin}}(n) = -\beta\omega_0 n(1-n) = -\beta\omega_0 n + \beta\omega_0 n^2 \quad (79)$$

The relation  $dE_{\text{kin}}(n)/dn = \mu_n(n) = \beta\omega_0(2n-1)$  is satisfied, as should be.

Two comments are in order here. First,  $E_{\text{kin}}(n)$  in (79) is the contribution to the ground state energy from the "free-fermion" continuum. There are additional contributions to the kinetic energy from polarons away from the continuum, down to  $\omega = 0$ . However, these contributions come with an exponentially small residue  $Z \sim e^{-\beta}$  and only account for  $e^{-\beta}$  corrections to  $E_{\text{kin}}(n)$ . Second, Eq. (79) does not include the Hartree contribution  $E_{\text{Hartree}} = -\beta\omega_0 n^2$ . Adding it, we obtain the actual energy of the polaron state

$$E_P(n) = -\beta\omega_0 n (1 + O(e^{-\beta})) \quad (80)$$

## 2. Finite bandwidth.

At a finite  $W$ , we add the dispersion  $\epsilon_{\mathbf{k}}$  to the original and ancillary fermions. The dispersion does not depend on  $n$  and comes with the same sign for both fermions. The Hamiltonian  $H'$  in terms of physical and ancillary fermions is  $H' = H'_2 + H'_{e-ph}$ , where

$$H'_2 = \sum_{\mathbf{k}} (\epsilon_{\mathbf{k}} - \mu_n) c_{\mathbf{k}}^\dagger c_{\mathbf{k}} + (\epsilon_{\mathbf{k}} + \mu_n) \tilde{c}_{\mathbf{k}}^\dagger \tilde{c}_{\mathbf{k}} \quad (81)$$

and

$$H'_{e-ph} = \frac{g}{\sqrt{2N\omega_0}} \sum_{\mathbf{k}, \mathbf{q}} \left( c_{\mathbf{k}}^\dagger c_{\mathbf{k}+\mathbf{q}} + \tilde{c}_{\mathbf{k}}^\dagger \tilde{c}_{\mathbf{k}+\mathbf{q}} \right) (b_{\mathbf{q}}^\dagger + b_{-\mathbf{q}}). \quad (82)$$

We keep the notation  $\mu_n$  for the chemical potential, but keep in mind that  $\mu_n$  has to be obtained from the condition on the fermionic density and may by itself become the function of  $W$ .

Electron-phonon interaction, taken at the second order, again gives rise to an effective interaction between  $c$

and  $\tilde{c}$  fermions:

$$U_{eff} = -2\beta\omega_0 \frac{1}{N} \sum_{\mathbf{k}, \mathbf{p}, \mathbf{q}} c_{\mathbf{k}}^\dagger \tilde{c}_{\mathbf{k}+\mathbf{q}} \tilde{c}_{\mathbf{p}}^\dagger c_{\mathbf{p}-\mathbf{q}}, \quad (83)$$

which we contract by introducing the  $U(1)$  condensate  $\Delta_{\mathbf{q}} \propto \sum_{\mathbf{k}} \langle c_{\mathbf{k}}^\dagger \tilde{c}_{\mathbf{k}+\mathbf{q}} \rangle$  with some momentum  $\mathbf{q}$ . In this Section we assume that  $\Delta$  is uniform, i.e., the polaron state is spatially homogeneous. We introduce

$$\Delta_{q=0} = \Delta_0 = -2\beta\omega_0 \frac{1}{N} \sum_{\mathbf{k}} \langle c_{\mathbf{k}}^\dagger \tilde{c}_{\mathbf{k}} \rangle \quad (84)$$

Decoupling  $U_{eff}$  as we did at  $W = 0$ , we obtain the effective Hamiltonian  $H'_{eff} = H'_{eff,2} + H'_{eff,e-ph}$ , where

$$\begin{aligned} H'_{eff,2} &= \sum_{\mathbf{k}} (\epsilon_{\mathbf{k}} - \mu_n) c_{\mathbf{k}}^\dagger c_{\mathbf{k}} + (\epsilon_{\mathbf{k}} + \mu_n) \tilde{c}_{\mathbf{k}}^\dagger \tilde{c}_{\mathbf{k}} \\ &+ \sum_{\mathbf{k}} \left[ \Delta_0 c_{\mathbf{k}}^\dagger \tilde{c}_{\mathbf{k}} + \Delta_0^* \tilde{c}_{\mathbf{k}}^\dagger c_{\mathbf{k}} + \frac{|\Delta_0|^2}{2\beta\omega_0} \right] \end{aligned} \quad (85)$$

and

$$H'_{eff,e-ph} = \frac{g}{\sqrt{2N}\omega_0} \sum_{\mathbf{k}, \mathbf{q}} \left( c_{\mathbf{k}}^\dagger c_{\mathbf{k}+\mathbf{q}} + \tilde{c}_{\mathbf{k}}^\dagger \tilde{c}_{\mathbf{k}+\mathbf{q}} \right) (b_{\mathbf{q}}^\dagger + b_{-\mathbf{q}}). \quad (86)$$

The last term is the same as the original  $H'_{e-ph}$ . Diagonalizing the quadratic part of the Hamiltonian we obtain

$$H'_{eff,2} = \sum_{\mathbf{k}} \left[ (\epsilon_{\mathbf{k}} + E) \alpha_{\mathbf{k}}^\dagger \alpha_{\mathbf{k}} + (\epsilon_{\mathbf{k}} - E) \tilde{\alpha}_{\mathbf{k}}^\dagger \tilde{\alpha}_{\mathbf{k}} + \frac{|\Delta_0|^2}{2\beta\omega_0} \right] \quad (87)$$

where

$$E = \sqrt{\mu_n^2 + |\Delta_0|^2} \quad (88)$$

and

$$H'_{eff,e-ph} = \frac{g}{\sqrt{2N}\omega_0} \sum_{\mathbf{k}, \mathbf{q}} \left( \alpha_{\mathbf{k}}^\dagger \alpha_{\mathbf{k}+\mathbf{q}} + \tilde{\alpha}_{\mathbf{k}}^\dagger \tilde{\alpha}_{\mathbf{k}+\mathbf{q}} \right) (b_{\mathbf{q}}^\dagger + b_{-\mathbf{q}}). \quad (89)$$

Note that  $E$  is independent of the momentum. The Green's function of the physical  $c$  fermion is a weighted sum of the Green's functions of the  $\alpha$  and  $\tilde{\alpha}$  fermions:

$$G^c(\omega, \epsilon_{\mathbf{k}}) = \frac{E - \mu_n}{2E} G^\alpha(\omega, \epsilon_{\mathbf{k}}) + \frac{E + \mu_n}{2E} G^{\tilde{\alpha}}(\omega, \epsilon_{\mathbf{k}}). \quad (90)$$

Keeping only the contributions from continua, we obtain

$$G^c(\omega, \epsilon_{\mathbf{k}}) = \frac{1}{2} \frac{1 - \mu_n/E}{\omega - (\epsilon_{\mathbf{k}} + E)} + \frac{1}{2} \frac{1 + \mu_n/E}{\omega - (\epsilon_{\mathbf{k}} - E)} \quad (91)$$

The condition that the fermionic density is  $n$  is

$$\frac{\mu_n}{E} \left[ \frac{1}{N} \sum_{\mathbf{k}} \left( \langle \alpha_{\mathbf{k}}^\dagger \alpha_{\mathbf{k}} \rangle - \langle \tilde{\alpha}_{\mathbf{k}}^\dagger \tilde{\alpha}_{\mathbf{k}} \rangle \right) \right] = 1 - 2n \quad (92)$$

and the self-consistent equation on  $|\Delta_0| \neq 0$  is

$$1 = -\frac{\beta\omega_0}{E} \frac{1}{N} \left[ \sum_{\mathbf{k}} \left( \langle \alpha_{\mathbf{k}}^\dagger \alpha_{\mathbf{k}} \rangle - \langle \tilde{\alpha}_{\mathbf{k}}^\dagger \tilde{\alpha}_{\mathbf{k}} \rangle \right) \right] \quad (93)$$

The solution of these two equations is different for  $\lambda_p > 1/2$  and  $\lambda_p < 1/2$ . We consider these two cases separately.

*The case  $\lambda_p > 1/2$ .*

We assume and then verify that for  $\lambda_p > 1/2$ ,  $E > W/2$ . Then  $\langle \alpha_{\mathbf{k}}^\dagger \alpha_{\mathbf{k}} \rangle = 0$  and  $\langle \tilde{\alpha}_{\mathbf{k}}^\dagger \tilde{\alpha}_{\mathbf{k}} \rangle = 1$ . Substituting into (92) and (93), we find that  $\mu_n$  retains its bare value  $\mu_n = \beta\omega_0(2n - 1)$ , and  $E = \beta\omega_0$  is also the same as at  $W = 0$ . We see that  $E > W/2$ , as we assumed. Extracting  $|\Delta_0|$  from  $E$ , we find

$$|\Delta_0| = 2(\beta\omega_0)(n(1 - n))^{1/2}, \quad (94)$$

the same at  $W = 0$ .

We further argue that for  $\lambda_p > 1/2$ , the self-energy for  $\alpha$  ( $\tilde{\alpha}$ ) fermions is determined solely by  $\alpha$  ( $\tilde{\alpha}$ ) fermions for the same reason as at  $W = 0$ . In this situation, the Hamiltonian is decoupled into  $H'_{eff} = H'_\alpha + H'_{\tilde{\alpha}}$ , where  $H'_\alpha$  is the same as at  $n = 0$  and  $H'_{\tilde{\alpha}}$  is the same as at  $n = 1$ . Using the results of the previous two Sections, we then find the DOS consisting of two independent pieces, one at positive and one at negative  $\omega$ . Each DOS is a combination of a free-particle continuum with width  $W$ , centered at  $\omega = \pm\beta\omega_0$ , and exponentially narrow patches of polaron DOS, centered at  $\omega = \pm n\omega_0$  (Fig. 17 a). As  $W$  increases ( $\lambda_p$  decreases), the two continua become wider and their lower ends move to smaller  $\omega$  absorbing polaron peaks one by one (Fig. 17 b). The last polaron gets absorbed at  $\lambda_p = 1/2$ . At this  $\lambda_p$ , the DOS consists of two continua touching each other at  $\omega = 0$  (Fig. 17 c). We emphasize that this DOS is still very different from that of the FL. Namely, the DOS has two peaks (two van Hove singularities), and the total width of the range where it is non-zero is  $2W$  as opposed to  $W$  in a FL.

The grand potential and the ground state energy for  $\lambda_p > 1/2$  can be obtained in the same way as before – as the contributions from the free-fermion continua. Contributions from the patches of heavy polarons at low  $\omega$  are small in  $e^{-\beta}$ .

To obtain the grand potential  $\Omega(\mu_n, \Delta_0)$ , we again use the relation between  $\Omega$  and the time-ordered Green's function Eq. (76). For non-zero  $W$ , the grand potential per unit area is



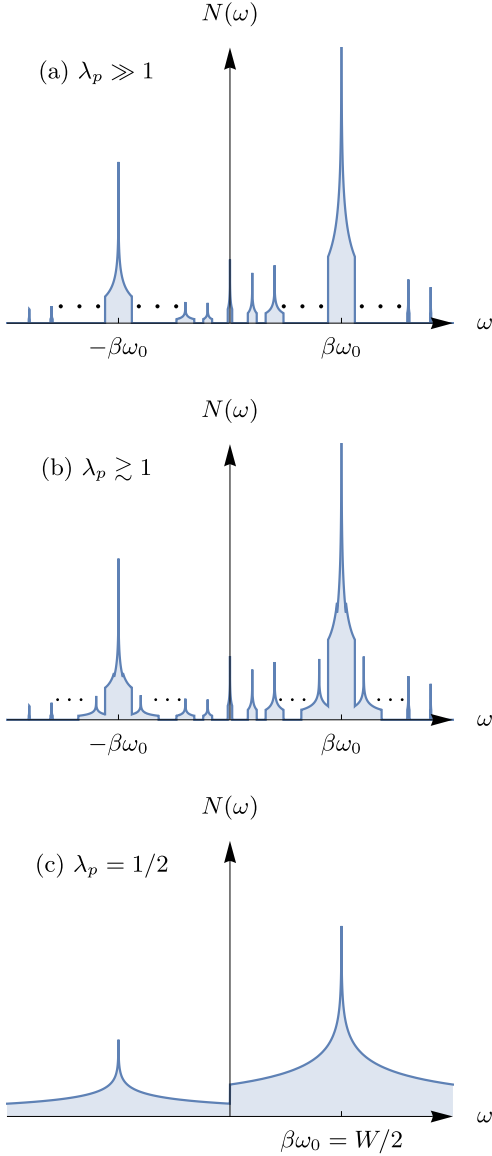


FIG. 17. Schematic electron DOS in the regime  $W > \sqrt{\beta}\omega_0$ , for generic density  $n < 1/2$ . The width of the peak at  $\omega = \beta\omega_0$  is set by  $W$ ; the width of the peaks near  $\omega = 0$  is exponentially small  $\sim W e^{-\beta}$ . Panels (a)-(c) show evolution with increasing  $W$ , as polaron “patches” are absorbed by the continuum.

$$\Omega(\mu_n, |\Delta_0|) = i \int^{\mu_n} d\mu^* \int_{-W/2}^{W/2} d\epsilon N(\epsilon) \lim_{t \rightarrow -0} G^c(\omega, \epsilon, \mu^*, |\Delta_0|) e^{-i\omega t} \frac{d\omega}{2\pi} + \frac{\Delta_0^2}{4\beta\omega_0} \quad (95)$$

where  $\epsilon = \epsilon_{\mathbf{k}}$  and  $N(\epsilon)$  for the tight-binding dispersion are given in (20). Using (91) for  $G^c$  and noticing that the location of the poles in the complex plane of frequency is not affected by  $\epsilon$  as long as  $\lambda_p > 1/2$  and that

---

$\int_{-W/2}^{W/2} d\epsilon N(\epsilon) = 1$ , we find that  $\Omega(\mu_n, |\Delta_0|)$  retains the same form, Eq. (77), as at  $W = 0$ :

$$\Omega(\mu_n, |\Delta_0|) = -\frac{1}{2} \left( \mu_n + \sqrt{\mu_n^2 + |\Delta_0|^2} \right) + \frac{\Delta_0^2}{4\beta\omega_0} \quad (96)$$

Conditions  $\partial\Omega/\partial\mu_n = -n$  and  $\partial\Omega/\partial|\Delta_0| = 0$  then produce the same equations as (92) and (93), whose solutions are  $\mu_n = \beta\omega_0(2n - 1)$  and  $|\Delta_0| = 2\beta\omega_0\sqrt{n(1-n)}$ . Substituting these  $\mu_n$  and  $|\Delta_0|$  into (96), we find the equilibrium value  $\Omega^{eq}(n) = -\beta\omega_0 n^2$ . The kinetic energy of the polaron state energy  $E_{\text{kin}}(n) = \Omega^{eq}(n) + \mu_n n$  is then

$$E_{\text{kin}}(n) = -\beta\omega_0 n(1-n) = -\beta\omega_0 n + \beta\omega_0 n^2 \quad (97)$$

Adding the Hartree potential energy  $\beta\omega_0 n^2$  we obtain the full ground state energy of the homogeneous polaron state, which we label  $E_0(n)$  (subindex 0 stands for homogeneous). We have

$$E_0(n) = -\beta\omega_0 n \quad (98)$$

We emphasize that this energy does not depend on  $W$ . The independence on  $W$  is in line with the general argument that we presented in Sec. III, where we considered a variational state with localized polarons and argued that its energy is exactly  $-\beta\omega_0 n$  because the absence of fluctuations of fermionic density at a given site implies that there are no contributions to the energy from fermionic hopping. For  $\mathbf{q} = 0$ , we showed above that after diagonalization, the effective Hamiltonian at a finite  $W$  completely decouples between the filled and empty states. This effectively implies the absence of fluctuations of fermionic density at a given site, which explains Eq. (98).

Next, we show that at  $\lambda_p = 1/2$  and  $n > 0$ , this energy is smaller than the energy of the FL state described by MET. The latter is  $E_{FL} = E_{\text{kin},FL} - n^2\beta\omega_0$ , where for tight-binding dispersion

$$E_{\text{kin},FL} = -\frac{W}{\pi^2} (E(1 - \hat{\mu}_{FL}^2) - \hat{\mu}_{FL}^2 K(1 - \hat{\mu}_{FL}^2)). \quad (99)$$

Here  $E(\dots)$  is an elliptic integral of the second kind,  $\hat{\mu}_{FL} = 2\mu_{FL}/W$ , and we recall that the relation between  $\hat{\mu}_{FL}$  and density  $n$  is

$$n = \frac{2}{\pi^2} \int_{-1}^{\hat{\mu}_{FL}} dy K(1 - y^2) \quad (100)$$

At small  $n$ ,  $\hat{\mu}_{FL} \approx -1 + \pi n - \pi^2 n^2/4 + O(n^3)$  and  $E_{\text{kin},FL} = -Wn/2(1 - \pi n/2)$ . Combining with the Hartree energy and expressing  $E_{FL}$  in units of  $\beta\omega_0$ , we obtain

$$E_{FL} = -\beta\omega_0 \left( n^2 + \frac{n}{2\lambda_p} \left( 1 - \frac{\pi n}{2} \right) \right) \quad (101)$$

At  $\lambda_p = 1/2$ ,  $E_{FL} = E_0(n) + \beta\omega_0 n^2(\pi - 2)/\pi$ , where  $E_0(n)$  is given by (98). At  $n = 0+$ , the two energies coincide, as we found earlier, but at a finite  $n$ ,  $E_{FL} > E_0(n)$ , i.e., the polaron state at  $\lambda_p = 1/2$  is energetically favorable compared to the FL one.

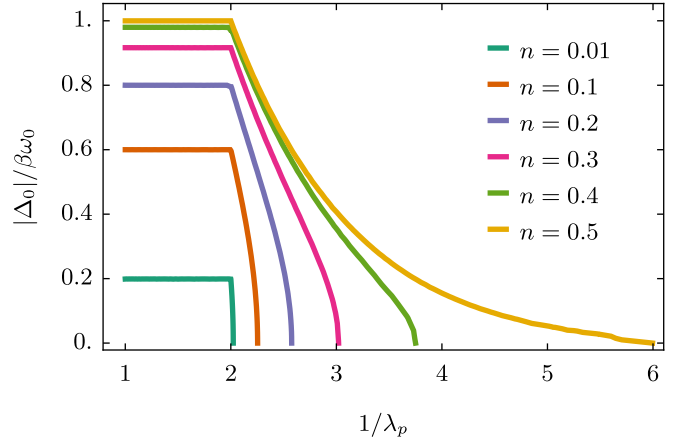


FIG. 18. The condensate order parameter  $|\Delta_0|$  vs  $1/\lambda_p$ . For  $1/\lambda_p < 2$  ( $\lambda_p > 1/2$ ),  $|\Delta_0| = 2\beta\omega_0(n(1-n))^{1/2}$  is independent on  $\lambda_p$ . At smaller  $\lambda_p$ ,  $|\Delta_0|$  decreases and eventually vanishes at  $\lambda_p = \lambda_p^{c,1}$  (see text).

*The case  $\lambda_p < 1/2$ .*

We now move to  $\lambda_p < 1/2$ . The self-consistency equation on  $\Delta$  is still given by (93), but now  $(1/N) \sum_{\mathbf{k}} < \alpha_{\mathbf{k}}^\dagger \alpha_{\mathbf{k}} >$  and  $(1/N) \sum_{\mathbf{k}} < \tilde{\alpha}_{\mathbf{k}}^\dagger \tilde{\alpha}_{\mathbf{k}} >$  are both non-zero. Evaluating the averages, we obtain

$$1 = \frac{\beta\omega_0}{E} \left( \int_{-W/2}^E N(\epsilon) d\epsilon - \int_E^{W/2} N(\epsilon) d\epsilon \right) \quad (102)$$

The condition on the fermionic density becomes

$$n = \frac{1}{2} \left( 1 + \frac{\mu_n}{E} \left( \int_{-W/2}^E N(\epsilon) d\epsilon - \int_E^{W/2} N(\epsilon) d\epsilon \right) \right) \quad (103)$$

Solving (102) and (103), we find that  $\mu_n = \beta\omega_0(2n - 1)$  does not change, but  $|\Delta_0|$  and  $E = \sqrt{\mu_n^2 + |\Delta_0|^2}$  differ from their expressions for  $\lambda_p > 1/2$ . For the tight-binding dispersion with  $N(\epsilon)$  given by (20), we define  $\hat{E} = 2E/W$ , express  $|\Delta_0|$  in terms of  $\hat{E}$  as

$$|\Delta_0|^2 = \frac{W^2}{4} \left( \hat{E}^2 - 4\lambda_p^2(2n - 1)^2 \right), \quad (104)$$

and obtain the self-consistent equation on  $\hat{E}$  in the form

$$1 - \frac{\hat{E}}{2\lambda_p} = \frac{4}{\pi^2} \int_{\hat{E}}^1 K(1 - x^2) dx \quad (105)$$

Solving this equation and substituting the solution into (104), we obtain  $|\Delta_0|$  as a function of  $\lambda_p$ . We plot this function in Fig. 18.

We see that  $|\Delta_0|$  decreases with decreasing  $\lambda_p$  and vanishes at a density-dependent value  $\lambda_p^{c,1}$ . At small  $n$ ,  $\lambda_p^{c,1} = 0.5(1 - (\pi - 2)n)$ , at  $n$  near  $1/2$ ,  $\lambda_p^{c,1} \approx (8/\pi^2)1/|\log(1 - 2n)|$ .

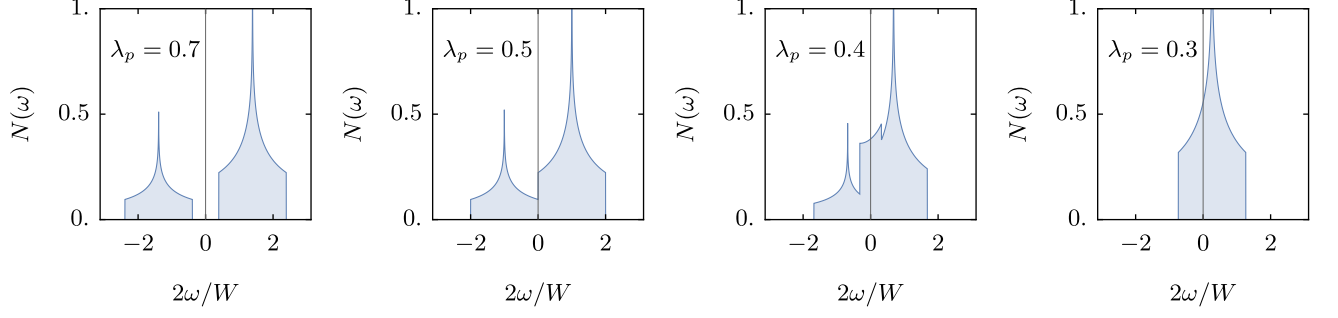


FIG. 19. The evolution of the DOS (in units of  $2/W$ ) between  $\lambda_p > 1/2$  and  $\lambda_p < 1/2$  for density  $n$  for which  $\lambda_p^{c,1} \approx 0.3$ . In the mixed phase at  $0.3 < \lambda_p < 1/2$  the DOS displays pseudogap behavior (two peaks at finite  $\omega$  and a non-zero DOS between the peaks).

The DOS also evolves with  $\lambda_p$ . At  $\lambda_p \leq 1/2$ , it displays two peaks at  $\omega = \pm E$  and is non-zero between the peaks (see Fig. 19). The profile of the DOS evolves due to the evolution of  $E$  and of the coherence factors  $(1/2)(1 \pm \mu_n/\sqrt{\mu_n^2 + |\Delta_0|^2})$ , but as long as  $\Delta_0$  is non-zero,  $N(\omega)$  has two peaks (van Hove singularities) at finite frequencies  $\omega = \pm E$  and is non-zero between the peaks. The structure of this DOS is similar to that in the pseudogap (PG) phase in the cuprates, and by analogy we label this intermediate state as the PG state. It does not possess a set of polaron patches, which are absorbed by the two continua, but is still qualitatively different from the DOS in a FL. Finally, at  $\lambda_p = \lambda_p^{c,1}$ ,

the residue of the two peaks in the DOS vanishes, and the DOS becomes the same as in a FL. At this coupling, the chemical potential  $\mu_n$  coincides with  $\mu_{FL} \approx \mu_{FG}$ , introduced in (99), (100). At smaller  $\lambda_p$ ,  $|\Delta_0| = 0$ , the ancilla fermion does not play a role, and the system is in the FL state, described by MET.

We next compute the grand potential and the ground state energy for the PG state. We use the same relation between  $\Omega_0$  and  $G^c(\omega, \epsilon_{\mathbf{k}})$  as in Eq. (95) but now set the lower limit of integration over  $\mu^*$  to match the grand potential in the FL in the limit  $|\Delta_0| \rightarrow 0$ . Using (91) for  $G^c(\omega)$  we obtain the grand potential in the pseudogap state  $\Omega_{PG} = \Omega(\mu_n, |\Delta_0|, \lambda_p)$

$$\begin{aligned} \Omega_{PG} = & \frac{|\Delta_0|^2}{4\beta\omega_0} - \frac{\mu_n}{2} \\ & - \frac{\sqrt{\mu_n^2 + |\Delta_0|^2}}{2} \left( \int_{-W/2}^{\sqrt{\mu_n^2 + |\Delta_0|^2}} N(\epsilon) d\epsilon - \int_{\sqrt{\mu_n^2 + |\Delta_0|^2}}^{W/2} N(\epsilon) d\epsilon \right) + \frac{1}{2} \left( \int_{-W/2}^{\sqrt{\mu_n^2 + |\Delta_0|^2}} \epsilon N(\epsilon) d\epsilon - \int_{\sqrt{\mu_n^2 + |\Delta_0|^2}}^{W/2} \epsilon N(\epsilon) d\epsilon \right) \end{aligned} \quad (106)$$

We explicitly verified that conditions  $\partial\Omega_{PG}/\partial\mu_n = -n$  and  $\partial\Omega_{PG}/\partial|\Delta_0| = 0$  yield the same set of equations for  $\mu_n$  and  $|\Delta_0|$  as (92) and (93). Substituting the equilibrium values of  $\mu_n$  and  $|\Delta_0|$  into (106) and adding equilibrium  $\mu_n n$ , we obtain the kinetic energy of the pseudogap state  $E_{PG,kin}(n, \lambda_p) = \Omega_{PG} + \mu_n n$ . We verify that  $\partial E_{PG,kin}/\partial n = \mu_n = \beta\omega_0(2n - 1)$  is as it should be. The full energy of the pseudogap state is  $E_{PG} = E_{kin,PG} - \beta\omega_0 n^2$ .

For  $\lambda_p \leq 1/2$ , we obtained after some algebra

$$E_{PG} = -\beta\omega_0 \left( n + \frac{(1 - 2\lambda_p)^2}{2(\pi - 2)} \right) \quad (107)$$

For a generic  $\lambda_p$  we obtained  $E_{PG}$  numerically and verified that it can be cast into  $E_{PG} = -\beta\omega_0 n - \beta\omega_0 \Psi(\lambda_p)$ , where the last term does not depend on  $n$  and does not

affect the form of  $\mu_n$ . We also verified that at  $\lambda_p = \lambda_p^{c,1}$ , the grand potential (106) and the kinetic energy coincide with their values in a FL:

$$\begin{aligned} \Omega_{PG}(\mu_n, 0, \lambda_p^{c,1}) &= -\mu_{FL} n + \int_{-W/2}^{\mu_{FL}} \epsilon N(\epsilon) d\epsilon \\ E_{kin,PG}(n, \lambda_p) &= \int_{-W/2}^{\mu_{FL}} \epsilon N(\epsilon) d\epsilon \end{aligned} \quad (108)$$

We plot  $E_{PG}(n, \lambda_p)$  as a function of  $\lambda_p$  for a given  $n$  in Fig. 20. along with the full energy of the FL,  $E_{FL}(n)$ . We see that  $E_{PG}(n, \lambda_p)$  is smaller than  $E_{FL}(n)$  as long as  $|\Delta_0|$  is non-zero, and the two energies coincide at  $\lambda_p = \lambda_p^{c,1}$ .

*Pseudogap state as a mixed state.*

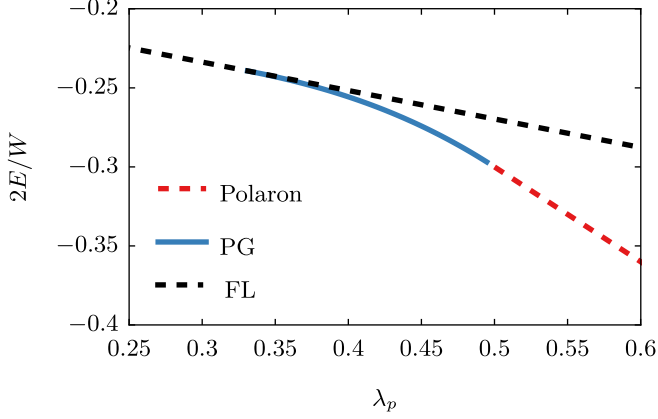


FIG. 20. Ground state energy as a function of  $\lambda_p$  for density  $n = 0.3$ . We show energies of the three different states: the polaron state, the pseudogap (PG) state, and the Fermi-liquid (FL).

We now argue that the PG state can be alternatively described as a mixed state, in which a portion of a system, with density  $n_1 = n - \delta$ , is in the state, which can be viewed as a direct continuation of the polaron state whose energy remains  $-\beta\omega_0 n_1$  (we present a more accurate formulation below), while the other portion, with density  $n - n_1 = \delta$ , is in a FL state. The full energy of such a state is  $E_M = E_P + E_{FL}$  ( $M$  stands for mixed), where

$$E_P = -\beta\omega_0(n - \delta) \quad (109)$$

and  $E_{FL} = E_{FL}(\delta) = E_{\text{kin},FL}(\delta) - \beta\omega_0\delta^2$ , where the last term is the Hartree energy of a FL. The kinetic energy of a FL with density  $\delta$  is the same as in a Fermi gas up to small corrections in  $\omega_0/W$ :

$$E_{\text{kin},FL}(\delta) \approx \frac{W}{\pi^2} \int_{-1}^{\hat{\mu}_{FL}} xK(1-x^2)dx \quad (110)$$

and  $\hat{\mu}_{FL} = 2\mu_{FL}/W$  is related to density  $\delta$  by

$$\delta = \frac{2}{\pi^2} \int_{-1}^{\hat{\mu}_{FL}} K(1-x^2)dx \quad (111)$$

The value of  $\delta$  is determined from  $dE_M(\delta)/d\delta = 0$ . Evaluating the derivative using  $dE_{\text{kin},FL}/d\delta = (E_{\text{kin},FL}/d\hat{\mu}_{FL})/(d\delta/d\hat{\mu}_{FL})$ , we obtain the equation

$$2\lambda_p(2\delta - 1) = \hat{\mu}_{FL} \quad (112)$$

where  $\hat{\mu}_{FL}$  is in turn related to  $\delta$  via (111). Multiplying both parts of this equation by  $W/2$ , we obtain  $\mu_{FL} = \beta\omega_0(2\delta - 1)$ . Eqs. (111) and (112) can be combined into the closed-form equation for  $\hat{\mu}_{FL}$ :

$$1 + \frac{\hat{\mu}_{FL}}{2\lambda_p} = \frac{4}{\pi^2} \int_{-1}^{\hat{\mu}_{FL}} K(1-x^2)dx \quad (113)$$

Comparing Eqs. (113) and (105), we see that

$$\hat{\mu}_{FL} = -\hat{E}, \quad (114)$$

i. e.  $\hat{\mu}_{FL} = 2\lambda_p\sqrt{(1-2n)^2 + (|\Delta_0|/\beta\omega_0)^2}$ . Substituting into (112), we obtain

$$\delta = \frac{1}{2} \left( 1 - \sqrt{(1-2n)^2 + (|\Delta_0|/\beta\omega_0)^2} \right) \quad (115)$$

At  $\lambda_p \leq 1/2$ , the solution of Eq (113) is  $\hat{\mu}_{FL} = -1 + \pi\delta + O(\delta^2)$  and

$$\delta = \frac{1-2\lambda_p}{\pi-2} \quad (116)$$

The energy of the mixed state  $E_M$  to order  $\delta^2$  is

$$E_M = \beta\omega_0 \left( -n - \delta(1-2\lambda_p) + \delta^2 \frac{\pi-2}{2} \right) \quad (117)$$

With  $\delta$  from (116), it becomes

$$E_M = -\beta\omega_0 \left( n + \frac{(1-2\lambda_p)^2}{2(\pi-2)} \right) \quad (118)$$

Comparing Eq. (107), we see that to order  $(1/2 - \lambda_p)^2$ ,  $E_M = E_{PG}$ . We verify numerically that  $E_M \equiv E_{PG}$  for all  $\lambda_p$  in the interval  $\lambda_p^{c,1} < \lambda_p < 1/2$ .

As further evidence that the PG state can be viewed as a mixed state, we show that the Maxwell construction is satisfied, i.e., the full chemical potentials of the polaron and FL states, defined as the derivatives over the density of the corresponding full energies with the Hartree term included, are equal. Indeed,  $\mu_P^{\text{full}} = \partial E_P(n_1)/\partial n_1 = -\beta\omega_0$  and  $\mu_{FL}^{\text{full}}(\delta) = \partial E_{FL}/\partial \delta = (W/2)\hat{\mu}_{FL} - 2\beta\omega_0\delta = -\beta\omega_0(1-2\delta) - 2\beta\omega_0\delta \equiv -\beta\omega_0$ , i.e., are the same as  $\mu_P^{\text{full}}$ .

We emphasize that only the full chemical potentials are equal, the chemical potentials  $\mu_P$  and  $\mu_{FL}$ , obtained by differentiating the kinetic energies of the polaron and FL states, are not equal for  $\delta < n$ . In particular,

$$\mu_{FL} = \beta\omega_0(2\delta - 1) \quad (119)$$

We discuss the relation between the full and ‘‘kinetic’’ chemical potentials in Appendix G.

The relation  $E = -\mu_{FL}$ , Eq. (114) is highly relevant here as it shows that one fermionic propagator in Eq. (91) has the same structure as in a Fermi liquid with density  $\delta$ . This allows us to better understand the structure of the mixed state. For this, we re-express the Green’s function from Eq. (91) as

$$G^c(\omega, \epsilon_k) = \frac{1-n-\delta}{(1-2\delta)} \frac{1}{\omega-E-\epsilon_k} + \frac{n-\delta}{(1-2\delta)} \frac{1}{\omega+E-\epsilon_k} =$$

$$\frac{1}{\omega+\mu_{FL}-\epsilon_k} + \frac{n-\delta}{(1-2\delta)} \left( \frac{1}{\omega+E-\epsilon_k} - \frac{1}{\omega-E-\epsilon_k} \right) = G^{FL}(\omega, \epsilon_k) + G^P(\omega, \epsilon_k) \quad (120)$$

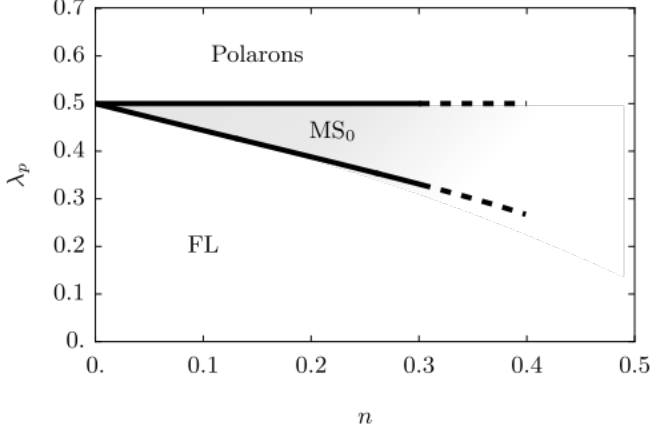


FIG. 21. Analytic phase diagram of the ancilla model for a homogeneous polaron state for small densities. The phase diagram contains pure Fermi-liquid (FL) and polaron states and the the mixed FL-polaron state, labeled as  $MS_0$ .

The first term in the second line is the propagator of a FL with density  $\delta$ . The second term is the sum of the contributions from the polaron bands centered at  $\pm E = \pm\beta\omega_0(1-2\delta)$ , both weighted with the factor  $(n-\delta)/(1-2\delta)$ . The contributions from  $G^{FL}$  and  $G^P$  to the total density  $n = \int_{-\infty}^0 N(\omega)d\omega$  are  $\delta$  from  $G^{FL}$  and  $(n-\delta)/(1-2\delta) \times [(1-\delta) - \delta] = n - \delta$  from  $G^P$ . precisely as we suggested. In evaluating these contributions we used

$$-\frac{1}{\pi} \text{Im} \int_{-\infty}^0 \int d\epsilon \frac{N(\epsilon)}{\omega-E-\epsilon} = \delta$$

$$-\frac{1}{\pi} \text{Im} \int_{-\infty}^0 \int d\epsilon \frac{N(\epsilon)}{\omega+E-\epsilon} = 1 - \delta$$

We also see that  $\text{Im} \int d\epsilon_k N(\epsilon_k) G^P(\omega, \epsilon_k)$  vanishes at  $\omega = 0$ , like it does for  $\lambda_p < 1/2$ . A nonzero spectral weight at  $\omega = 0$  is then entirely due to the FL component.

As a summary of this Section, in Fig. 21 we show the evolution of the system behavior with decreasing  $\lambda_p$  at  $n$  far enough from half-filling. At large  $\lambda_p > 1/2$ , the system is in the polaron state, where the DOS consists of narrow patches of heavy polarons at small frequencies and two continua at larger frequencies. At small  $\lambda_p < \lambda_p^{c,1}$ , the system is in the FL phase. The DOS in this phase is a continuum with width  $W$  and a peak at  $\omega = 0$ . At intermediate  $\lambda_p$  between  $1/2$  and  $\lambda_p^{c,1}$ , the system is in the mixed state, in which a portion of a system with density  $n - \delta$  is in the polaron state and the other portion

with density  $\delta$  is in a FL state. For  $\lambda_p < \lambda_p^{c,1}$  the system is in a FL state.

The mixed state most likely separates into spatial regions of the polaron and FL states. In this situation, the DOS, averaged over spatial regions larger than the sizes of the domains of the polaron and FL phases, has the same form as in the PG state, but within a given domain the DOS is either  $(-1/\pi) \text{Im} G^{FL}$  or  $(-1/\pi) \text{Im} G^P$ .

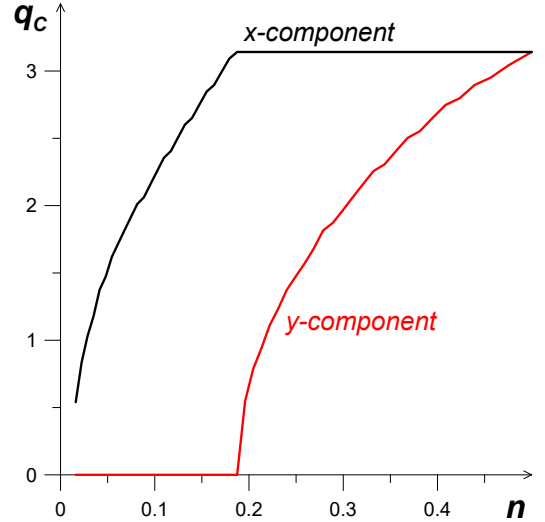


FIG. 22. One of the symmetry related momentum points at which the phonon frequency softens to zero in a 2D system with a dispersion-less bare phonon spectrum  $\omega_0(q)/t = 0.1$ .

#### Luttinger theorem and zeros of the Green's function

In an FL, the area of an electron Fermi surface,  $S_{FS}$ , is related to the fermionic density by the Luttinger theorem. In our case of spinless fermions, the relation is simply  $S_{FS} = n$ . In the mixed state (or equivalently, the pseudogap state), the density of the Fermi liquid component changes to  $\delta < n$ . In this situation, we expect that the conventional relation becomes invalid and the modified one becomes

$$S_{FS} = \delta, \quad (121)$$

where  $\delta$  is given by (115). We now derive this expression starting from the relation between the density and the frequency integral of the Green's function  $G^c(\epsilon, \omega)$

$$n = -\frac{1}{\pi} \int_{-\infty}^0 d\omega \int d\epsilon N(\epsilon) \text{Im} G^c(\epsilon, \omega) \quad (122)$$

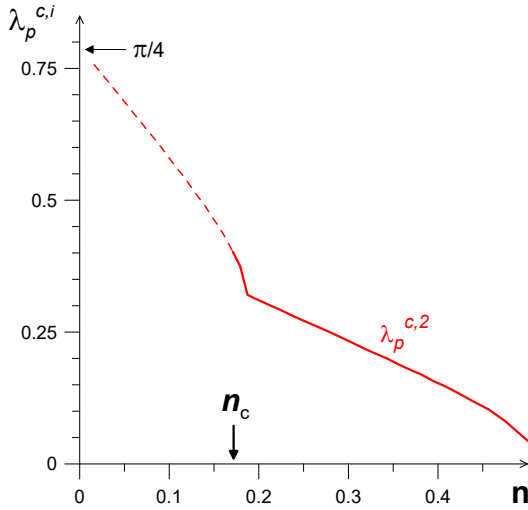


FIG. 23. (a) Critical value  $\lambda_p^{c,2}$  of the electron-phonon coupling  $\lambda_p$  for a CDW electronic instability in a 2D system with a dispersionless bare phonon spectrum  $\omega_0(q)/t = 0.1$ . The dependence of  $\lambda_p^{c,2}$  on the electronic density  $n$  is the same as of  $\lambda_0^{c,2}$  in the middle panel of the lowest row in Fig. 5 as the couplings  $\lambda_0^{c,1}$  and  $\lambda_p^{c,2}$  differ by a numerical factor. (b)  $\lambda_p^{c,2}$  along with  $\lambda_p^{c,1}$ , at which the mixed phase ends. The two lines cross at  $n_c = 0.17$

This relation is an extension of Eq. (19) to an arbitrary Green's function. The Green's function of the physical fermion,  $G^c(\omega, \epsilon_k)$  is given by Eq. (91). Substituting it into Eq. (122), setting  $\lambda_p < 1/2$ , and using the geometrical relations

$$S_{FS} = \int_{-W/2}^{-E} N(\omega) d\omega = \int_E^{W/2} N(\omega) d\omega \quad (123)$$

and the fact that  $\mu_n = \beta\omega_0(2n - 1)$  and  $E = \beta\omega_0\sqrt{(2n - 1)^2 + (\Delta_0/\beta\omega_0)^2}$ , we obtain

$$n = \frac{1}{2} \left( 1 - \frac{\beta\omega_0(1 - 2n)}{E} \right) + \frac{\beta\omega_0(1 - 2n)}{E} S_{FS} \quad (124)$$

Solving for  $S_{FL}$ , we reproduce Eq. (121).

The area of the Fermi surface varies within the mixed state from  $S_{FS} = 0$  at the upper edge of this state,  $\lambda_p = 1/2$ , where  $|\Delta_0|/(\beta\omega_0) = 4n(1 - n)$  and  $E = \beta\omega_0$ , to  $S_{FS} = n$  at the lower edge,  $\lambda_p = \lambda_p^{c,1}$ , where  $\Delta_0 = 0$  and  $E\beta\omega_0(1 - 2n)$ . The Luttinger relation for an ordinary FL,  $S_{FS} = n$ , is broken in the mixed (pseudogap) phase because a portion of fermions with density  $n_1 = n - \delta$  moves into a polaron state without a Fermi surface. In this respect, there is a certain similarity between our mixed phase and FL\* phase proposed in spin-liquid (fractionalized FL) theory for cuprates and other strongly correlated materials [56, 59, 60]. In both cases, strong interactions transform an ordinary FL into a new state, which still has coherent FL quasiparticles (conduction electron), but with a smaller FS, along with localized

excitations without a Fermi surface. These localized excitations are polarons in our case and a spin liquid of local moments in FL\*.

We also note that the Green's function of a physical fermion in the mixed state has both poles and zeros. Indeed, one can re-express  $G^c(\omega, \epsilon_k)$  in Eq. (91) as

$$G^c(\omega, \epsilon_k) = \frac{\omega - \epsilon_k + \beta\omega_0(1 - 2n)}{(\omega - \epsilon_k - E)(\omega - \epsilon_k + E)} \quad (125)$$

This Green's function has poles at  $\omega = \epsilon_k \pm E$  and zero at  $\omega = \epsilon_k - \beta\omega_0(1 - 2n)$ . If one applied Luttinger-Ward reasoning [61] to this function using

$$G^c(\omega, \epsilon_k) = \frac{\partial}{\partial\omega} \log \left[ (G^c(\omega, \epsilon_k))^{-1} \right] + G(\omega, \epsilon_k) \frac{\partial}{\partial\omega} \Sigma(\omega, \epsilon_k) \quad (126)$$

and relate  $n$  and  $G^c$  as

$$n = -i \int N(\epsilon) d\epsilon \int_{-\infty}^{\infty} \frac{d\omega}{2\pi} \log \left[ (G^c(\omega, \epsilon_k))^{-1} \right], \quad (127)$$

one would have to count both poles and zeros of  $G^c$  (Refs. [56, 62–64]).

#### Interplay with CDW electronic order.

We now argue that the phase diagram in Fig. 21 is valid for  $n < n_c$ , where  $n_c$  is some density smaller than  $1/2$ , while at larger  $n$  there appear new phases in which an electronic state has a CDW order. The reasoning for a CDW-ordered electronic state comes from the comparison of the location of a critical line  $\lambda_p^{c,1}$ , above which a FL state described by MET becomes unstable towards polarons, and  $\lambda_p^{c,2}$ , above which a FL becomes unstable towards a CDW electronic order. We consider the structure and energy of the electron states with a non-zero CDW order later in Sec. IV D 4 and here identify  $\lambda_p$  for the onset of a CDW order.

The CDW instability develops when the dressed phonon frequency vanishes at some  $q$ ; in our analytical model of  $q$ -independent bare  $\omega_0$  and spin-less fermions, this happens when  $2\lambda_p W \Pi_{st}(q) = 1$ , (see Eq. (6)), where the static polarization bubble does not have a spin factor of 2. At small  $n$ , we found earlier that  $\lambda_p^{c,1} \leq 1/2$  is smaller than  $\lambda_n^{c,2} \approx \pi/4$ , i.e. the polaron state develops before the FL state becomes unstable towards CDW. However, the situation is different near half-filling. Here, the polarization bubble is the largest for  $q \approx \mathbf{Q} = (\pi, \pi)$  as  $\Pi_{st}(\mathbf{Q})$  diverges as  $(1/W)(\log |1/2 - n|)^2$ . Then  $\lambda_p^{c,2}$  disappears as  $1/(\log |1/2 - n|)^2$ . The other critical coupling  $\lambda_p^{c,1}$  also goes to zero in the approach to half-filling but only as  $1/(\log |1/2 - n|)$ . As a result, near  $n = 1/2$ ,  $\lambda_p^{c,2} < \lambda_p^{c,1}$ , which implies that MET becomes unstable towards CDW before the polaron state develops. The complete analysis of the density dependence of  $\lambda_p^{c,2}$  is somewhat complicated because the momentum  $q$ , at which the dressed Debye frequency softens, also depends on  $n$ . At

small  $n$ , the leading instability is at  $\mathbf{q} = (q_c, 0)$  or  $(0, q_c)$ , where  $q_c$  increases with  $n$ . At  $n = n_0 \approx 0.18$ ,  $q_c$  reaches  $\pi$ , and at larger  $n$  the momentum of the CDW instability is  $\mathbf{q} = (\pi, q_c)$  or  $(q_c, \pi)$ . At  $n \rightarrow 1/2$ ,  $q_c$  approaches  $\pi$  and the CDW order develops with momentum  $\mathbf{Q}$ . We show the density variation of the CDW momentum  $\mathbf{q}$  in Fig. 22). In Fig. 23a we plot  $\lambda_p^{c2}$  as a function of  $n$ , which we obtained using Fig. 22) as input. In Fig. 23b we plot both  $\lambda_p^{c1}$  and  $\lambda_p^{c2}$ . We see that the two critical lines cross at  $n_c \sim 0.17$ . At this  $n$ ,  $\lambda_p^{c2} = \lambda_p^{c1} \approx 0.40$ . At larger  $n$ ,  $\lambda_p^{c2} < \lambda_p^{c1}$ , i.e., the CDW order develops before the order parameter  $\Delta_0$  becomes non-zero.

This observation poses a question of how the critical line for the onset of a CDW order evolves within the mixed state, where the electronic density  $\delta$  varies between 0 and  $n$  (see Eq. (117) and discussion around it). We call the value of the electron density, above which the CDW order develops inside the mixed state  $\delta_c$  because  $\delta$  depends on  $\lambda_p$  but not on  $n$ , see Eqs. (111) and (113),  $\delta_c$  also does not depend on  $n$  and for this reason is the same as  $n_c$ . In terms of number, we find  $\delta_c = n_c \approx 0.17$ . The corresponding  $\lambda_p \approx 0.4$ . At  $n > n_c$ , there are two critical lines for the electronic CDW order: the lower one is  $\lambda_p^{c2}(n)$ , at which it develops as  $\lambda_p$  increases, and the upper one at  $\lambda_p \approx 0.4$ , at which it ends. The two lines merge at  $\delta_c = n_c = 0.17$ . At  $\lambda_p^{c2}(n) < \lambda < \lambda_p^{c1}$ , the system is in a pure electronic CDW state. At  $\lambda_p^{c1}(n) < \lambda_p < 0.4$ , the system is in the mixed state, in which the FL component is CDW-ordered.

We note in passing that the emergence of a CDW electronic order can be understood if we treat the state at  $\lambda_p < 1/2$  as just the pseudogap phase, as we did in the first part of Sec. IV D 2. Indeed, in this description, the phonon frequency  $\omega_0$  is renormalized into  $\omega_r(q)$  due to contributions from particle-hole bubbles made of  $\alpha$  or  $\tilde{\alpha}$  fermions, which both display metallic behavior at  $\lambda_p < 1/2$ . The dressed phonon frequency then softens at  $\lambda_p = 0.4$ .

In the left panel of Fig. 2 we present the analytical phase diagram which contains the homogeneous polaron state, the FL state, the CDW state and the mixed phase split into two parts, in one of which the electronic component is CDW-ordered.

### 3. CDW polaron order

In the analysis earlier in this Section we assumed that the polaron condensate at  $0 < n < 1$  is a homogeneous one. We now analyze a potential emergence of a CDW-type polaron state in which the order parameter  $\Delta(q)$  has a finite momentum  $\mathbf{q}$ . Such a state emerges if its energy is smaller than that of the homogeneous polaron state. The ground state energies of the polaron states with different  $\mathbf{q}$  may differ for two reasons. First, there is a  $\mathbf{q}$ -dependent difference in the kinetic energy

of polarons, which can move throughout the lattice coherently by simultaneously rearranging the oscillator displacements. This kinetic energy is exponentially small, of order  $\sim W e^{-\beta}$ , yet it may overcome an effective repulsion between fermions and at low density favors a homogeneous  $\mathbf{q} = 0$  order for polarons made of spinless fermions and the BEC state of bi-polarons for spin-full fermions. Second, there is an energy variation with  $\mathbf{q}$  due to virtual fermion delocalization relative to the strong oscillator displacement. In leading order in  $W^2$ , it comes from the hopping of fermions to the nearest-neighbor sites *without* rearranging the phonon displacement field. At large  $\lambda_p$  this energy variation can be studied perturbatively starting from a localized polaron state, i.e., the one with a flat  $\Delta_{\mathbf{q}}$ . A fermion can fluctuate to the nearest-neighbor site with a matrix element  $t$  by leaving behind a large oscillator displacement. In the virtual state, the energy increases by  $2\beta\omega_0$  ( $+\beta\omega_0$  compared to the original  $-\beta\omega_0$ ) Assuming that all nearest-neighbor sites on the square lattice are not occupied, the second-order correction to the energy of a localized polaron due to these processes is

$$\delta E_p^{(2)} = -4 \frac{t^2}{2\beta\omega_0} \equiv -\frac{W}{32\lambda_p}, \quad (128)$$

(recall that  $W = 8t$ ). This contribution to polaron energy is not exponential in  $\beta$ , and for large  $\beta$  is the leading contribution that determines the structure of the ground state. If a nearest-neighbor site is occupied by another polaron (the case relevant for densities near half-filling), a hopping to this site should be excluded from  $\delta E_p^{(2)}$ . The corresponding change of energy is positive

$$V = \frac{W}{64\lambda_p}. \quad (129)$$

This  $V$  is the repulsive nearest neighbor interaction. Near half-filling, when there is a high probability that nearest-neighbor sites are occupied, this nearest-neighbor repulsion favors the checkerboard polaron state (a CDW state with momentum  $\mathbf{Q}$ ). In the following, we analyze this state in some detail

The order parameter for the checkerboard polaron state is  $\Delta_Q = -2\beta\omega_0(1/N) \sum_{\mathbf{k}} \langle c_{\mathbf{k}}^\dagger \tilde{c}_{\mathbf{k}+\mathbf{Q}} \rangle$ . Decoupling the effective interaction between the original and ancilla fermions, as we did before, shifting the momenta of ancilla fermions by  $\mathbf{Q}$  ( $\tilde{c}_{\mathbf{k}+\mathbf{Q}} \rightarrow \tilde{c}_{\mathbf{k}}$ ) and using  $\epsilon_{\mathbf{k}+\mathbf{Q}} = -\epsilon_{\mathbf{k}}$ , valid for tight-binding dispersion, we obtain the effective Hamiltonian  $H' = H_2' + H_{\text{e-ph}}'$ , where

$$H_2' = \sum_{\mathbf{k}} (\epsilon_{\mathbf{k}} - \mu_n) \left( c_{\mathbf{k}}^\dagger c_{\mathbf{k}} - \tilde{c}_{\mathbf{k}}^\dagger \tilde{c}_{\mathbf{k}} \right) + \sum_{\mathbf{k}} \left[ \left( \Delta_Q c_{\mathbf{k}}^\dagger \tilde{c}_{\mathbf{k}} + \Delta_Q^* \tilde{c}_{\mathbf{k}}^\dagger c_{\mathbf{k}} \right) + \frac{|\Delta_Q|^2}{2\beta\omega_0} \right] \quad (130)$$



and

$$H'_{e-ph,Q} = \frac{g}{\sqrt{2N\omega_0}} \sum_{\mathbf{k},\mathbf{q}} \left( c_{\mathbf{k}}^\dagger c_{\mathbf{k}+\mathbf{q}} + \tilde{c}_{\mathbf{k}}^\dagger \tilde{c}_{\mathbf{k}+\mathbf{q}} \right) (b_{\mathbf{q}}^\dagger + b_{-\mathbf{q}}). \quad (131)$$

We keep the notation  $\mu_n$  for the chemical potential, but treat it as a variable, determined from the condition on the fermionic density.

We first analyze the quadratic part of the Hamiltonian and then include  $H'_{e-ph,Q}$ . Diagonalizing  $H'_2$ , we obtain

$$H'_2 = \sum_{\mathbf{k}} \left[ E_{\mathbf{k}} \left( \alpha_{\mathbf{k}}^\dagger \alpha_{\mathbf{k}} - \tilde{\alpha}_{\mathbf{k}}^\dagger \tilde{\alpha}_{\mathbf{k}} \right) + \frac{|\Delta_Q|^2}{2\beta\omega_0} \right] \quad (132)$$

where

$$E_{\mathbf{k}} = \sqrt{(\mu_n - \epsilon_{\mathbf{k}})^2 + |\Delta_Q|^2} \quad (133)$$

---


$$N(\omega) = \int_{-W/2}^{W/2} N(\epsilon) d\epsilon \left[ \frac{1}{2} \left( 1 - \frac{\mu_n - \epsilon}{E_\epsilon} \right) \delta(\omega - E_\epsilon) + \frac{1}{2} \left( 1 + \frac{\mu_n - \epsilon}{E_\epsilon} \right) \delta(\omega + E_\epsilon) \right] \quad (135)$$

where  $E_\epsilon \equiv E_{\mathbf{k}} = \sqrt{(\mu_n - \epsilon)^2 + |\Delta_Q|^2}$ . The width of the continuum is controlled by the fermionic dispersion and is the same for positive and negative  $\omega$ , but the shape of  $N(\omega)$  is not symmetric.

The values of  $|\Delta_Q|$  and  $\mu_n$  at a given density  $n$  and the coupling  $\lambda_p$  are obtained from the self-consistency condition on the order parameter and the requirement that the fermionic density be  $n$ . The self-consistency equation on  $|\Delta_Q|$  is

$$1 = \beta\omega_0 \int_{-W/2}^{W/2} \frac{N(\epsilon)}{E_\epsilon} d\epsilon \quad (136)$$

For tight-binding dispersion, this becomes

$$1 = \frac{4\lambda_p}{\pi^2} \int_{-1}^1 \frac{K(1-x^2)}{\sqrt{(x-\hat{\mu})^2 + |\hat{\Delta}_Q|^2}} dx \quad (137)$$

where  $\hat{\Delta}_Q = (2/W)\Delta_Q$  and we recall,  $\hat{\mu} = (2/W)\mu_n$ . The condition on the fermionic density is

$$n = \frac{1}{2} \int_{-W/2}^{W/2} N(\epsilon) d\epsilon \left( 1 + \frac{\mu_n - \epsilon}{E_\epsilon} \right) \quad (138)$$

For tight-binding dispersion, it becomes

$$2n - 1 = \frac{2}{\pi^2} \int_{-1}^1 K(1-x^2) \frac{\hat{\mu} - x}{\sqrt{(x-\hat{\mu})^2 + |\hat{\Delta}_Q|^2}} dx \quad (139)$$

These equations are similar, but not equivalent, to Eqs. (93) and (92) for the  $q=0$  polaron state because for  $\mathbf{q} =$

We see that now the dispersion  $E_{\mathbf{k}}$  depends on the momentum. The Green function of the physical  $c$ -fermion  $G^c(\omega, \epsilon_{\mathbf{k}})$  is

$$G^c(\omega, \epsilon_{\mathbf{k}}) = \left( \frac{E_{\mathbf{k}} - \mu_n + \epsilon_{\mathbf{k}}}{2E_{\mathbf{k}}} \right) \frac{1}{\omega - E_{\mathbf{k}} + i\delta_\omega} + \left( \frac{E_{\mathbf{k}} + \mu_n - \epsilon_{\mathbf{k}}}{2E_{\mathbf{k}}} \right) \frac{1}{\omega + E_{\mathbf{k}} + i\delta_\omega} \quad (134)$$

The corresponding continuum DOS is

---

$Q$ , the quasiparticle energy  $E_{\mathbf{k}}$  depends on the fermionic dispersion  $\epsilon_{\mathbf{k}}$ . Solving Eqs. (136) and (137), we find that both  $\mu_n$  and  $|\Delta_Q|$  vary with both  $n$  and  $\lambda_p$ . Expanding to the second order in  $1/\lambda_p$ , we find for the tight-binding model

$$\mu_n = \beta\omega_0(2n-1) \left( 1 + \frac{1}{16\lambda_p^2} \right) \quad (140)$$

$$|\Delta_Q| = 2\beta\omega_0 \sqrt{n(1-n)} \left( 1 - \frac{1}{32\lambda_p^2} \right). \quad (141)$$

Analyzing Eqs. (138) and (139) at arbitrary  $\lambda_p$ , we find that  $|\Delta_Q|$  remains non-zero even when  $\lambda_p$  is small. In this limit,  $|\hat{\mu}| < 1$ , the integral in (137) diverges logarithmically at  $\Delta_Q = 0$ , and the solution of (137) yields exponentially small but still non-zero  $|\Delta_Q| \sim W \exp[-\pi^2/(8\lambda_p K(1-\hat{\mu}_{FL}^2))]$  even for the smallest  $\lambda_p$ .

We next evaluate the ground state energy using the free-fermion  $H'_2$ . We follow the same procedure as before: compute the grand potential  $\Omega_Q$  using the free-fermion Green's function as input, use  $E_Q = \Omega_Q + \mu n$  to obtain the kinetic energy and add the Hartree term to obtain the full ground state energy  $E_Q(n, \lambda_p)$ . We use Eq. (134) relating the grand potential  $\Omega_Q(\mu_n, |\Delta_Q|)$  to the Green's function and use Eq. (134) for the Green's function of a physical  $c$ -fermion  $G^c(\omega, \epsilon_{\mathbf{k}})$ . A straightforward calculation yields the grand potential per unit volume

$$\Omega_Q(\mu_n, |\Delta_Q|, \lambda_p) = \frac{|\Delta_Q|^2}{4\beta\omega_0} \quad (142)$$

$$- \frac{1}{2} \int_{-W/2}^{W/2} N(\epsilon) d\epsilon \left( \mu_n + \sqrt{(\mu_n - \epsilon)^2 + |\Delta_Q|^2} \right).$$

We verify that conditions  $\partial\Omega_Q/\partial\mu_n = -n$  and  $\partial\Omega_Q/\partial|\Delta_Q| = 0$  yield the same equations as Eqs. (136) and (137). The ground state energy  $E_Q(n, \lambda_p)$  is obtained by evaluating  $\Omega_Q^{eq}(\mu_n, |\Delta_Q|, \lambda_p) + \mu_n n - \beta\omega_0 n^2$  for equilibrium  $\mu_n$  and  $|\Delta_Q|$ , which are both functions of  $n$  and  $\lambda_p$ . To order  $1/\lambda_p^2$  we analytically obtain

$$E_Q(n, \lambda_p) = E_0(n) - \beta\omega_0 \frac{n(1-n)}{16\lambda_p^2} \quad (143)$$

where, we recall,  $E_0(n) = -\beta\omega_0 n$ . We see that  $E_Q(n, \lambda_p)$  is smaller. The difference  $-\beta\omega_0 n(1-n)/(16\lambda_p^2) = -4t^2 n(1-n)/(\beta\omega_0)$  can be viewed as an additional negative energy coming from a virtual hopping from an occupied site to a neighboring unoccupied site. The factor 4 is the number of nearest neighbors, the factor  $n(1-n)$  is the product of probabilities, and  $\beta\omega_0$  is the energy of the polaron in an occupied site at  $W = 0$ . For  $n \approx 1/2$ , this expression coincides with Eq. (129). This virtual hopping leads to a redistribution of the density  $n_i$  between neighboring sites. This can also be seen directly from the expression for the Green's function of a physical fermion, Eq. (134). Indeed, the coherence factors for the two components of  $G^c(\omega, \epsilon_k)$  with positive and negative energies depend on  $\epsilon_k$  and their real space Fourier transforms have checkerboard components on top of  $n$  and  $1-n$ . Still, as long as we don't include  $H'_{e-ph}$ , the Hamiltonian decouples between  $\alpha$  and  $\tilde{\alpha}$  fermions, which describe empty and filled states, i.e., in terms of these fermions, there is no hopping and the polaron state is localized.

In the opposite limit  $\lambda_p \ll 1$  and  $\mu_n \approx \mu_{FL}$ , it is instructive to compare  $E_Q(n, \lambda_p)$  with  $E_F$ . Expanding in  $|\Delta_Q|^2$ , which is exponentially small at small  $\lambda$ , we find

$$E_Q(n, \lambda_p) = E_{FL} + \frac{|\Delta_Q|^2}{4\beta\omega_0} Z \quad (144)$$

where

$$Z = 1 - \frac{8\lambda_p}{\pi^2} \int_{-1}^1 \frac{K(1-x^2)dx}{|\hat{\mu}_n - x| + \sqrt{(|\hat{\mu}_n - x|^2 + |\hat{\Delta}_Q|^2)}} \quad (145)$$

Using Eq. (137), we find, after a simple algebra,

$$Z = -\beta\omega_0 N(\mu_n) \quad (146)$$

We see that  $Z$  is negative and independent on  $|\hat{\Delta}_Q|$ . Substituting into (144), we obtain

$$E_Q(n, \lambda_p) = E_{FL}(n) - \frac{|\Delta_Q|^2}{4} N(\mu_n), \quad (147)$$

We note in passing that this computation is very similar to the one for the condensation energy of a BCS superconductor - in both cases the dependence of the order parameter is quadratic rather than the fourth order, see e.g. Ref. [65].

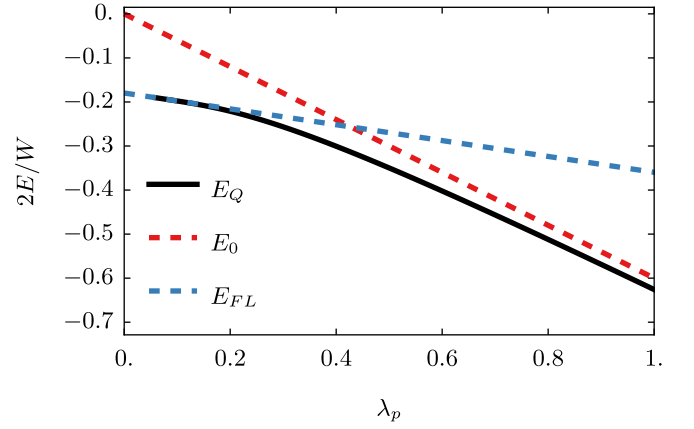


FIG. 24. Comparison of the ground state energy  $E_Q$  of the checkerboard polaron state (Eqs. (142), (143), (144)) with the energies of the homogeneous polaron state  $E_0$  (Eq. (98)) and of a Fermi-liquid  $E_{FL}$  (Eq. (101)) at the representative density  $n = 0.3$  at different  $\lambda_p$ . The checkerboard polaron state has the lowest energy over the entire range of  $\lambda_p$ . We recall that  $E_Q$  has been obtained without the renormalization from  $H'_{e-ph}$ .

At half-filling,  $n = 1/2$ ,  $\mu_n = 0$  and the CDW polaron order parameter  $|\Delta_Q|$  is determined from

$$1 = \beta\omega_0 \int_{-W/2}^{W/2} \frac{N(\epsilon)}{\sqrt{\epsilon^2 + |\Delta_Q|^2}} d\epsilon \quad (148)$$

The ground state energy of the checkerboard polaron state at  $n = 1/2$  is

$$E_Q = \Omega_Q^{eq}(0, |\Delta_Q|, \lambda_p) - \beta\omega_0/4 = \frac{|\Delta_Q|^2}{4\beta\omega_0} - \frac{\beta\omega_0}{4} - \frac{1}{2} \int_{-W/2}^{W/2} N(\epsilon) d\epsilon \sqrt{\epsilon^2 + |\Delta_Q|^2}. \quad (149)$$

For arbitrary  $n$  and  $\lambda_p$  we evaluate  $E_Q(n, \lambda_p)$  numerically. In Fig. 24 we plot  $E_Q(n, \lambda_p)$  as a function of  $\lambda_p$  at a given  $n$  along with  $E_0(\lambda_p)$  and  $E_{FL}(n)$ . We see that  $E_Q(n, \lambda_p)$  is smaller than the other two energies at all  $n$  and all  $\lambda_p$ . We recall that this is the mean-field result as we have neglected so far  $H'_{e-ph}$ .

Still, already within the mean-field, at small enough  $\lambda_p$  the checkerboard polaron state transforms into the mixed state, which contains the checkerboard polaron state and the FL state with different densities. To see this, we note that the full chemical potential of the polaron state  $\mu_P^{\text{full}}$  is close to  $-\beta\omega_0 = -2\lambda_p(W/2)$  at large  $\lambda_p$  and to  $\mu_{FL}^{\text{full}}$  at small  $\lambda_p$ , and the latter is a fraction of  $-W/2$ . As a consequence, at some  $\lambda_p$  it crosses  $-W/2$ , which is the chemical potential of a FL at vanishing density, which is the onset condition for the mixed state. We show  $\mu_P^{\text{full}}$ , obtained by numerical solution of Eqs. (137) and (139) in Fig. 25a. At  $n \rightarrow 1/2$ , the mixed state emerges at  $\lambda_p = 1/2$ . We explicitly verified that at smaller

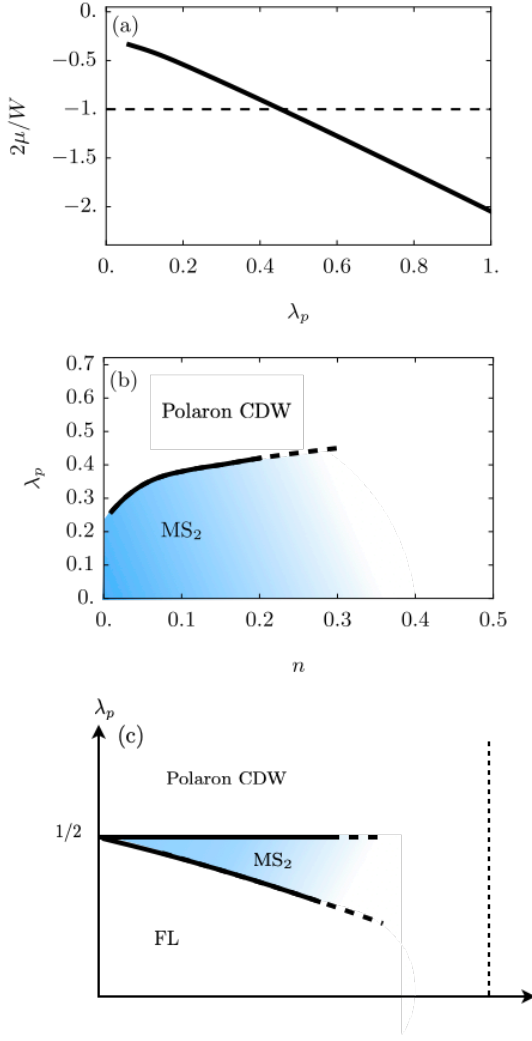


FIG. 25. (a) Full chemical potential of the checkerboard polaron state (labeled as ppolaron CDW) for density  $n = 0.3$ . The crossing point with the horizontal dashed line indicates the transition point to the mixed state MS<sub>2</sub>, in which the density  $n$  is split between checkerboard polaron and a Fermi liquid state. (b) Low-density phase diagram, including checkerboard polaron state and the mixed state MS<sub>2</sub>. (c) Speculative low-density phase diagram that shows how phonon fluctuation corrections may correct the mean-field phase diagram in (b).

$\lambda_p$  the mixed state has a lower energy than the pure checkerboard polaron state. The lower boundary of the mixed state is at  $\lambda_p = 0$  for all values of  $n$  because, as we just found, the FL state does not become the ground state at any non-zero  $\lambda_p$ . We show the mean-field phase diagram in Fig. 25b.

That the mixed state extends to  $\lambda_p = 0$  is almost certainly the artifact of the mean-field approximation, as from the physics perspective we expect the ground state at the smallest  $\lambda_p$  and  $n \neq 1/2$  to be a FL rather than a polaron state. In addition, there is no compelling reason to expect that the checkerboard polaron state wins over the homogeneous fermion state at  $n$  far from half-filling.

We now discuss how the mean-field results get modified when we include into consideration  $H'_{e-ph}$ , re-expressed in terms of  $\alpha$  and  $\tilde{\alpha}$  fermions. We immediately see that this Hamiltonian is different from the one for the  $q = 0$  polaron because now the coherent factors from the diagonalization of the quadratic form do not cancel. In explicit form

$$H'_{e-ph,Q} = \frac{g}{\sqrt{2N\omega_0}} \sum_{\mathbf{k},\mathbf{q}} \left[ \left( \alpha_{\mathbf{k}}^\dagger \alpha_{\mathbf{k}+\mathbf{q}} + \tilde{\alpha}_{\mathbf{k}}^\dagger \tilde{\alpha}_{\mathbf{k}+\mathbf{q}} \right) (u_{\mathbf{k}} u_{\mathbf{k}+\mathbf{q}} + v_{\mathbf{k}} v_{\mathbf{k}+\mathbf{q}}) + \left( \alpha_{\mathbf{k}}^\dagger \tilde{\alpha}_{\mathbf{k}+\mathbf{q}} - \tilde{\alpha}_{\mathbf{k}}^\dagger \alpha_{\mathbf{k}+\mathbf{q}} \right) (u_{\mathbf{k}} v_{\mathbf{k}+\mathbf{q}} - v_{\mathbf{k}} u_{\mathbf{k}+\mathbf{q}}) \right] (b_{\mathbf{q}}^\dagger + b_{-\mathbf{q}}), \quad (150)$$

where

$$u_{\mathbf{k}} = \sqrt{\frac{E_{\mathbf{k}} - \mu_n + \epsilon_{\mathbf{k}}}{2E_{\mathbf{k}}}}, \quad v_{\mathbf{k}} = -\sqrt{\frac{E_{\mathbf{k}} + \mu_n - \epsilon_{\mathbf{k}}}{2E_{\mathbf{k}}}} \quad (151)$$

At  $W = 0$ ,  $u_{\mathbf{k}}$  and  $v_{\mathbf{k}}$  are independent of  $\mathbf{k}$ . Then  $u_{\mathbf{k}} u_{\mathbf{k}+\mathbf{q}} + v_{\mathbf{k}} v_{\mathbf{k}+\mathbf{q}} = u^2 + v^2 = 1$  and  $u_{\mathbf{k}} v_{\mathbf{k}+\mathbf{q}} - v_{\mathbf{k}} u_{\mathbf{k}+\mathbf{q}} = 0$  and Eq. (150) reduces to  $H'_{e-ph} =$

$\frac{g}{\sqrt{2N\omega_0}}(\alpha^\dagger\alpha + \tilde{\alpha}^\dagger\tilde{\alpha})(b^\dagger + b)$ , like in Eq. (66). At a finite  $W$  this does not hold and  $H'_{e-ph,Q}$  does not decouple between the fermions  $\alpha$  and  $\tilde{\alpha}$ . As a consequence, there exist cross-terms with the structure  $\alpha_k^\dagger\tilde{\alpha}_{k+q}$ . These terms account for phonon-assisted hopping between occupied and non-occupied sites, and in this respect it generates fluctuations of the occupancy  $n_i$  of a given site.

We first argue that the electron-phonon interaction in the form of Eq. (150) still leads to the DOS at small  $\omega$  consisting of exponentially narrow patches of heavy polarons. The argument here is similar to the one that we had earlier for the  $q = 0$  polaron order: the contributions at a finite  $W$  (when coherence factors do play a role in (150)) hold in powers of  $W/(\beta\omega_0)$  and do not affect exponentially large,  $e^\beta$ , self-energy contributions to mass renormalization at  $\omega \approx n\omega_0$  and  $|n| \ll \beta$  coming from the eikonal series at  $W = 0$ . As a consequence, the polaron patches at  $|\omega| \ll \beta\omega_0$  remain well separated even when  $W \sim \beta\omega_0$ . The DOS at large but finite  $\lambda_p$  then consists of the two continua centered at  $\omega = \pm E$  and narrow polaron patches centered at  $\omega = n\omega_0$ . As  $W$  increases, the lower edges of the two continua move to smaller frequencies, absorbing polaron patches one by one (Fig. 26). This evolution is similar to the one for the  $\mathbf{q} = 0$  state, yet the lower edges of the two continua do not reach  $\omega = 0$  as long as  $|\Delta_Q|$  is non-zero. This affects the form of the DOS near the upper boundary of the mixed state, where we expect  $|\Delta_Q|$  to be non-zero. Here, the polaron component still has two continua separated by  $2|\Delta_Q|$  and patches of heavy polarons at smaller  $|\omega| < |\Delta_Q|$ . The FL component is non-zero at these frequencies and the full DOS again displays pseudogap behavior, however, the spectral weight at  $|\omega| < |\Delta_Q|$  is small and scales with the distance from the upper boundary of the mixed state

We next speculate that the coherent factors in  $H'_{e-ph}$  likely give rise to additional  $\lambda_p$ -dependent renormalizations of the chemical potential  $\mu_n$  and the condensate  $|\Delta_Q|$  compared to Eqs. (140) and (141). Our argument here is that at  $n = 0+$  and finite  $\lambda_p$ ,  $\mu_n$  from (140) differs from  $-\beta\omega_0$ , which we found earlier in Sec. IV B 2 to be the chemical potential at vanishing density for all values of  $\lambda_p$ . By continuity, we expect that the fully renormalized  $\mu_n$ , with extra contributions from the crossed terms in  $H'_{e-ph}$ , should approach  $-\beta\omega_0$  at vanishing density. We did not attempt to obtain the renormalization of  $\mu_n$  from  $H'_{e-ph,Q}$  as this would require summing up infinite series of self-energy terms at a finite  $W$ . Rather, we find phenomenologically that, to order  $1/\lambda_p^2$ , the discontinuity in  $\mu_n$  at  $n = 0+$  is eliminated if we multiply the  $|\Delta_Q|^2$  term in (142) by  $1 + 1/(16\lambda_p^2)$ . With this addition, the solution of  $\partial\Omega_Q/\partial\mu_n = -n$  and  $\partial\Omega_Q/\partial|\Delta_Q| = 0$  in order  $1/\lambda_p^2$  becomes  $\mu_n = \beta\omega_0(2n - 1)$ , which reduces to  $\nu_n = -\beta\omega_0$  at  $n = 0+$ , as we anticipated. Similarly, the

dependence of  $|\Delta_Q|$  on  $\lambda_p$  also changes:

$$|\Delta_Q| = 2\beta\omega_0\sqrt{n(1-n)}\left(1 - \frac{3}{32\lambda_p^2}\right). \quad (152)$$

This  $|\Delta_Q|$  decays faster with decreasing  $\lambda_p$  than the one from (141). Evaluating  $E_Q(n, \lambda_p)$  for these  $\mu$  and  $\Delta_Q$ , we find that it becomes equal to  $E_0(n)$ . The selection of the ground state between a homogeneous and a checkerboard polaron state is then made by the subleading terms, which we did not consider.

In Appendix F we show how to further modify the grand potential  $\Omega$  to preserve the continuity of  $\mu_n$  at  $n = 0$  to order  $1/\lambda_p^4$ . We conjecture that with this modification, a non-zero solution for  $|\Delta_Q|$  exists only down to some finite  $\lambda_p$ . Then the ground state at the smallest  $\lambda_p$  is a FL, and the mixed state terminates at a finite  $\lambda_p^{c,1}$ . We show explicitly how this happens in a toy model with the DOS  $N(\omega) = 1/W$ . In Fig. 25c we show a candidate phase diagram at small densities beyond the mean-field approximation. This phase diagram is quite similar to that for the homogeneous checkerboard order, Fig. 21.

Similarly to the  $q = 0$  polaron order, the phase diagram for  $n$  closer to half-filling could be modified by the emergence of a CDW electronic order. There is no modification of the mean-field phase diagram as the lower boundary of the mixed state is at  $\lambda_p = 0$ , that is, below  $\lambda_p^{c,2}$ . For the phase diagram beyond the mean-field, CDW phases are possible either at  $1/ < n < n_c$  or in some range of  $n$  near half-filling, depending on the doping dependence of  $\lambda_p^{c,1}$ . In Fig. 27, we show a candidate phase diagram. It is again similar to that for the  $q = 0$  order, Fig. 2. This phase diagram may be further complicated because, already in a pure polaron state, the cross-terms in (150) give rise to downfall renormalization of the phonon frequency  $\omega_0$ . Renormalization comes from the particle-hole bubble made up of propagators of  $\alpha$  and  $\tilde{\alpha}$  fermions. We show the relevant bubble diagram in Fig. 28. The effective vertices in this diagram are  $\Gamma_{k,q} = u_k v_{k+q} - v_k u_{k+q}$ . The poles in the two fermionic propagators are in different half-planes of frequency, hence the integral over fermionic frequency does not vanish. To leading order in  $1/\lambda_p$ , we find that the largest downfall renormalization is for  $q = Q = (\pi, \pi)$ :

$$\omega_r(Q) = \omega_0\left(1 - \frac{n(1-n)}{4\lambda_p^2}\right) \quad (153)$$

Whether this modifies the phase diagram beyond the mean field remains to be seen.

#### 4. Electronic CDW order with a finite order parameter

In the analysis above, we identified the interplay between CDW polaron and electronic orders by identifying

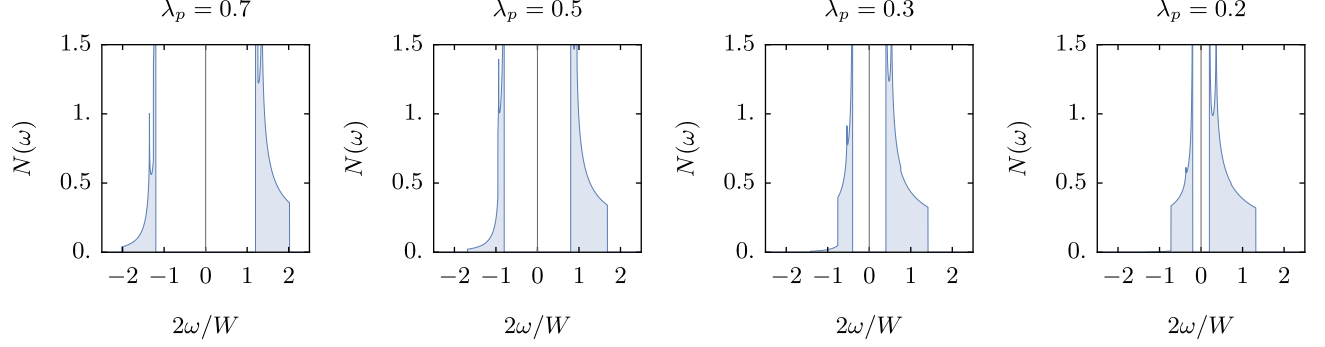


FIG. 26. The evolution of the DOS with decreasing  $\lambda_p$  in the mean-field description of the checkerboard polaron state, Eq. (135). We set the density  $n = 0.3$ . Smaller polaron peaks at  $\omega = n\omega_0$  are not shown. The coherence peaks remain separated for all  $\lambda_p$  as the order parameter  $\Delta_Q$  remains non-zero down to  $\lambda_p = 0$ . We argue in the text that a non-zero  $\Delta_Q$  at small  $\lambda_p$  is likely an artefact of the mean-field approximation.

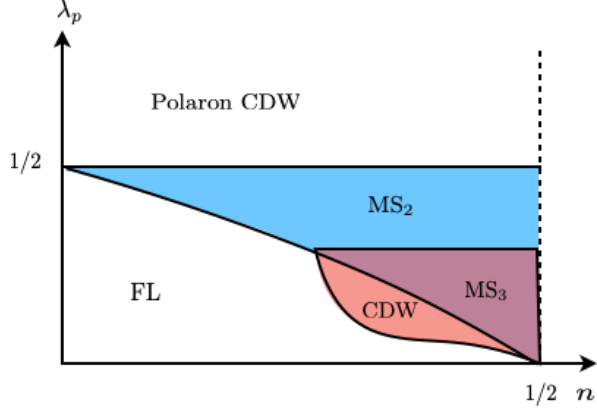


FIG. 27. Schematic phase diagram for the checkerboard polaron order at all densities. The phase diagram includes a pure FL state, a pure checkerboard polaron state (polaron CDW), a CDW state, and two mixed states:  $MS_2$  (FL and polaron CDW) and  $MS_3$  (CDW and polaron CDW). The lines approaching  $n = 1/2$  should be viewed as describing system behavior at densities arbitrary close but not exactly equal to  $1/2$ . For  $n \equiv 1/2$ , the behavior is special because of degeneracy between an electronic and polaronic CDW.

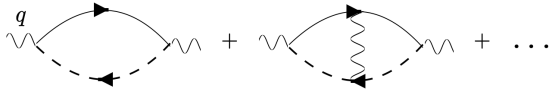


FIG. 28. Phonon self-energy diagrams that include particle-hole bubbles consisting of both  $\alpha$  (solid) and  $\tilde{\alpha}$  (dashed) fermion lines.

the onset points for the instability of a FL towards electronic CDW. This leaves open the possibility of a first-order transition into a state with finite CDW electronic order. Here we analyze whether a first order transition is ever possible. To avoid unnecessary complications, we again consider an electronic order with momenta  $\mathbf{q} = Q$ .

We follow the same strategy of introducing the order parameter into the Hamiltonian as in the analysis of the polaron state, but without introducing an ancilla fermion. Namely, we take electron-phonon interaction to second order, obtain an effective phonon-mediated 4-fermion interaction

$$U_{eff} = -\frac{2\beta\omega_0}{N^2} \sum_{\mathbf{k}, \mathbf{p}, \mathbf{q}} c_{\mathbf{k}}^\dagger c_{\mathbf{k}+\mathbf{q}} c_{\mathbf{p}}^\dagger c_{\mathbf{p}-\mathbf{q}}, \quad (154)$$

and decouple it by introducing the CDW order parameter  $\Delta_Q^{el} = -2\beta\omega_0 \langle c_{\mathbf{k}}^\dagger c_{\mathbf{k}+Q} \rangle$ . The order parameter is real because  $Q$  and  $-Q$  differ by a reciprocal lattice vector. We reduce the summation over momenta  $\sum_{\mathbf{k}}$  to  $\mathbf{k}$  inside the magnetic Brillouin zone ( $\sum'_{\mathbf{k}}$ ) and treat  $c_{\mathbf{k}+Q}$  as independent operators. In these notations,

$$H_2^{el} = \sum'_{\mathbf{k}} \left( (\epsilon_{\mathbf{k}} - \mu_n) c_{\mathbf{k}}^\dagger c_{\mathbf{k}} - ((\epsilon_{\mathbf{k}} + \mu_n) c_{\mathbf{k}+Q}^\dagger c_{\mathbf{k}+Q}) \right) + \sum'_{\mathbf{k}} \left[ \Delta_Q^{el} (c_{\mathbf{k}}^\dagger c_{\mathbf{k}+Q} + c_{\mathbf{k}+Q}^\dagger c_{\mathbf{k}}) + \frac{(\Delta_Q^{el})^2}{4\beta\omega_0} \right] \quad (155)$$

and

$$H_{e-ph,Q}^{el} = \frac{g}{\sqrt{2N\omega_0}} \sum_{\mathbf{q}} \sum'_{\mathbf{k}} \left( c_{\mathbf{k}}^\dagger c_{\mathbf{k}+\mathbf{q}} + c_{\mathbf{k}+Q}^\dagger c_{\mathbf{k}+Q+\mathbf{q}} \right) (b_{\mathbf{q}}^\dagger + b_{-\mathbf{q}}). \quad (156)$$

Diagonalizing the quadratic Hamiltonian by the Bogolyubov transformation

$$\begin{aligned} c_{\mathbf{k}} &= u_{\mathbf{k}} \alpha_{\mathbf{k}} + v_{\mathbf{k}} \tilde{\alpha}_{\mathbf{k}} \\ c_{\mathbf{k}+Q} &= u_{\mathbf{k}} \tilde{\alpha}_{\mathbf{k}} - v_{\mathbf{k}} \alpha_{\mathbf{k}} \end{aligned} \quad (157)$$

we obtain

$$H_2^{el} = \sum'_{\mathbf{k}} \left[ (E_{\mathbf{k}} - \mu_n) \alpha_{\mathbf{k}}^\dagger \alpha_{\mathbf{k}} - (E_{\mathbf{k}} + \mu_n) \tilde{\alpha}_{\mathbf{k}}^\dagger \tilde{\alpha}_{\mathbf{k}} + \frac{(\Delta_Q^{el})^2}{4\beta\omega_0} \right] \quad (158)$$

where

$$E_{\mathbf{k}} = \sqrt{\epsilon_{\mathbf{k}}^2 + (\Delta_Q^{el})^2}, \quad (159)$$

and  $(u_{\mathbf{k}}, v_{\mathbf{k}})$  coefficients are

$$u_{\mathbf{k}} = \sqrt{\frac{E_{\mathbf{k}} + \epsilon_{\mathbf{k}}}{2E_{\mathbf{k}}}}, \quad v_{\mathbf{k}} = -\sqrt{\frac{E_{\mathbf{k}} - \epsilon_{\mathbf{k}}}{2E_{\mathbf{k}}}}. \quad (160)$$

The electron-phonon interaction term becomes

$$H'_{e-ph,Q} = \frac{g}{\sqrt{2N\omega_0}} \sum_{\mathbf{q}} \sum_{\mathbf{k}}' \left[ (\alpha_{\mathbf{k}}^\dagger \alpha_{\mathbf{k}+\mathbf{q}} + \tilde{\alpha}_{\mathbf{k}}^\dagger \tilde{\alpha}_{\mathbf{k}+\mathbf{q}}) (u_{\mathbf{k}} u_{\mathbf{k}+\mathbf{q}} + v_{\mathbf{k}} v_{\mathbf{k}+\mathbf{q}}) + (\alpha_{\mathbf{k}}^\dagger \tilde{\alpha}_{\mathbf{k}+\mathbf{q}} - \tilde{\alpha}_{\mathbf{k}}^\dagger \alpha_{\mathbf{k}+\mathbf{q}}) (u_{\mathbf{k}} v_{\mathbf{k}+\mathbf{q}} - v_{\mathbf{k}} u_{\mathbf{k}+\mathbf{q}}) \right] (b_{\mathbf{q}}^\dagger + b_{-\mathbf{q}}), \quad (161)$$

We follow the same strategy as in the analysis of the CDW polaron state and proceed below by ignoring  $H'_{e-ph,Q}$ , i.e., approximating  $H^{el}$  by  $H_2^{el}$ . Within this approximation, we obtain the conditions on  $\Delta_Q^{el}$  and fermionic density  $n$  as

$$\begin{aligned} 1 &= \beta\omega_0 \left[ \frac{1}{N} \sum_{\mathbf{k}} \frac{1}{E_{\mathbf{k}}} \langle \tilde{\alpha}_{\mathbf{k}}^\dagger \tilde{\alpha}_{\mathbf{k}} \rangle \right] \\ &= 2\beta\omega_0 \int_{-\mu_n}^{\mu_n} \frac{N(\epsilon)}{\sqrt{\mu_n^2 - (\Delta_Q^{el})^2}} \frac{N(\epsilon)}{\sqrt{\epsilon^2 + (\Delta_Q^{el})^2}} \\ 2n &= \frac{1}{N} \sum_{\mathbf{k}} \langle \tilde{\alpha}_{\mathbf{k}}^\dagger \tilde{\alpha}_{\mathbf{k}} \rangle = 2 \int_{-\mu_n}^{\mu_n} N(\epsilon) d\epsilon \end{aligned} \quad (162)$$

At  $n \neq 1/2$ , the threshold on the appearance of  $\Delta_Q^{el}$  almost coincides with  $\lambda_p^{c2}$  ("almost" because we used  $Q$  instead of  $n$ -dependent  $\mathbf{q}$  for the order). At large  $\lambda_p$ ,  $\Delta_Q^{el} \approx \beta\omega_0$  and  $\mu_n \approx -\beta\omega_0$ , slightly below the top of the  $\tilde{\alpha}$  band. This implies that away from half-filling the system is a CDW metal. This agrees with the Luttinger theorem for an CDW-ordered state [62]. The chemical potential  $\mu_n$  jumps from  $-\beta\omega_0$  to 0 at  $n = 1/2 - 0$  and jumps further to  $\mu_n \approx \beta\omega_0$  at  $n = 1/2 + 0$  (one needs a small but finite  $T$  to see this clearly).

We compute the grand potential and the energy of the fermionic CDW state using the same computational scheme as before. We obtain

$$\begin{aligned} \Omega_Q^{el}(\mu_n, \Delta_Q^{el}, \lambda_p) &= \frac{(\Delta_Q^{el})^2}{4\beta\omega_0} \\ &- \int_{-\mu_n}^{\mu_n} \frac{N(\epsilon)}{\sqrt{\mu_n^2 - (\Delta_Q^{el})^2}} d\epsilon \left( \mu_n + \sqrt{\epsilon^2 + (\Delta_Q^{el})^2} \right) \end{aligned} \quad (163)$$

The kinetic energy is  $E_{kin,Q}^{el} = \Omega_Q^{el} + \mu_n n$  for the equilibrium values of  $\mu_n$  and  $\Delta_Q^{el}$  and the full energy of the electronic CDW state is  $E_Q^{el} = E_{kin,Q}^{el} - \beta\omega_0 n^2$ . For  $W = 0$ ,  $E_Q^{el}$  can be obtained analytically:

$$E_Q^{el} \approx -\beta\omega_0 n + \frac{\beta\omega_0}{4} (1 - 4n^2) \quad (164)$$

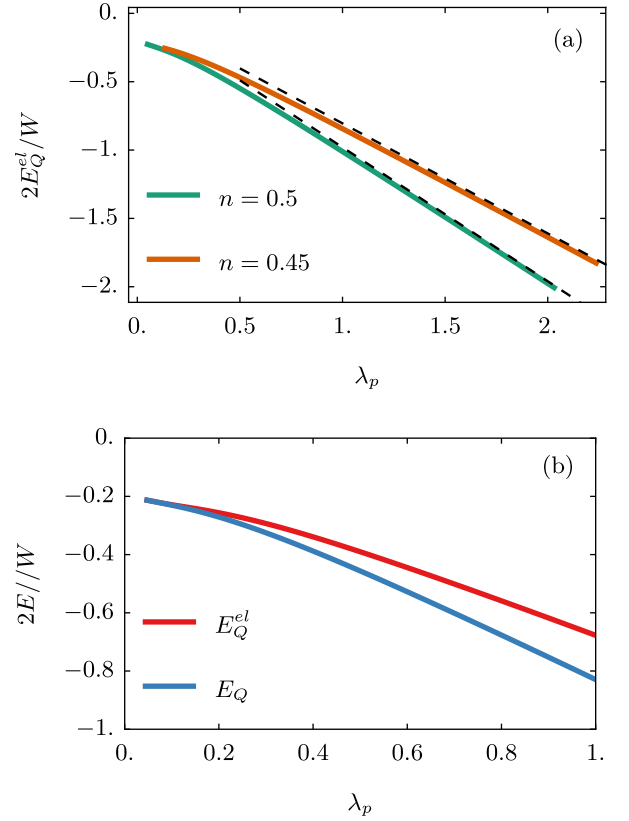


FIG. 29. (a) Electronic CDW energy  $E_Q^{el}$  for  $n = 0.5$  (half-filling) and  $n = 0.45$ . Dashed lines show the strong coupling result, (164). (b) Comparison between electronic CDW energy  $E_Q^{el}$  and polaronic CDW energy  $E_Q$  for density  $n = 0.4$ .

As expected, for all  $n$  away from half-filling, this energy is higher than the energy of the polaron state  $-\beta\omega_0 n$ .

For  $W \neq 0$ , we obtained  $E_{el}(Q)$  numerically. We plot the result in Fig. 29 We see that for  $n < 1/2$ , the mean-field energy of the CDW electron state,  $E_Q^{el}$ , is larger than the mean-field ground state energy of the checkerboard polaron state,  $E_Q$  for all  $\lambda_p$ . This strongly suggests that

there is no first-order transition between the CDW polaron and CDW electron states.

At half-filling

$$H_2^{el} = \sum_{\mathbf{k}}' \left[ E_{\mathbf{k}} \left( \alpha_{\mathbf{k}}^\dagger \alpha_{\mathbf{k}} - \tilde{\alpha}_{\mathbf{k}}^\dagger \tilde{\alpha}_{\mathbf{k}} \right) + \frac{(\Delta_Q^{el})^2}{4\beta\omega_0} \right] \quad (165)$$

and the self-consistent equation on  $\Delta_Q^{el}$  is

$$\begin{aligned} 1 &= \beta\omega_0 \left[ \frac{2}{N} \sum_{\mathbf{k}}' \frac{1}{E_{\mathbf{k}}} \right] = \beta\omega_0 \left[ \frac{1}{N} \sum_{\mathbf{k}} \frac{1}{E_{\mathbf{k}}} \right] \\ &= \beta\omega_0 \int_{-W/2}^{W/2} \frac{N(\epsilon)d\epsilon}{\sqrt{\epsilon^2 + (\Delta_Q^{el})^2}} \end{aligned} \quad (166)$$

For tight-binding dispersion, it reduces to

$$1 = 4\lambda_p \frac{2}{\pi^2} \int_0^1 \frac{K(1-x^2)}{\sqrt{x^2 + (\hat{\Delta}_Q^{el})^2}} \quad (167)$$

where  $\hat{\Delta}_Q^{el} = (2/W)\Delta_Q^{el}$ . This equation is analogous to the one for the SDW order parameter in the Hubbard model;  $\beta\omega_0$  plays the role of  $U$  (see e.g., Refs. [66, 67]). The order parameter is non-zero for all  $\lambda_p$ , even for the smallest one. This is consistent with the disappearance of  $\lambda_p^{c2}$  in  $n = 1/2$ . At small  $\lambda_p$ ,  $\Delta_Q^{el} \sim W e^{-\pi/\sqrt{2\lambda_p}}$  is exponentially small. At large  $\lambda_p$ ,  $\Delta_Q^{el} \approx \beta\omega_0$ . The full ground state energy is

$$E_Q^{el} = -\frac{1}{2N} \sum_{\mathbf{k}} E_{\mathbf{k}} + \frac{(\Delta_Q^{el})^2}{4\beta\omega_0} - \frac{\beta\omega_0}{4} \quad (168)$$

For the tight-binding model

$$\begin{aligned} E_Q^{el} &= -\frac{W}{\pi^2} \int_0^1 K(1-x^2) \sqrt{x^2 + (\hat{\Delta}_Q^{el})^2} dx \\ &+ \frac{W}{16\lambda_p} (\hat{\Delta}_Q^{el})^2 - \frac{W\lambda_p}{4} \end{aligned} \quad (169)$$

### 5. Degeneracy at half-filling

Comparing the self-consistent equations and the expressions for the ground state energy for the electronic and polaronic  $(\pi, \pi)$  order parameters at  $n = 1/2$ , Eqs. (167) and (148) and Eqs. (166) and (142), respectively, we see that the two sets of equations are identical. The dressed electron-phonon interactions, Eqs. (161) and (58), are also identical because the coherence factors  $u_{\mathbf{k}}$  and  $v_{\mathbf{k}}$  have the same form in the two cases at  $\mu_n = 0$ . The equivalence implies that at half-filling there is a degeneracy between the checkerboard electron and polaron orders.

To analyze this degeneracy in more detail, we introduce ancilla fermions and keep the two terms in the effective

phonon-mediated 4-fermion interaction  $U_{eff}$ : the one between the densities of the physical  $c$ -fermions and the other between the densities of the physical and ancilla fermions. We decouple  $U_{eff}$  by introducing two order parameters: an electronic checkerboard with  $\mathbf{q} = Q$  and a polaron checkerboard with the same  $\mathbf{q} = Q$ . The electronic checkerboard order parameter  $\Delta_Q^{el}$  is real, but the polaron checkerboard order parameter  $\Delta_Q$ , which we call in this section  $\Delta_Q^p$ , is generally complex:  $\Delta_Q^p = |\Delta_Q^p| e^{i\phi}$ . Diagonalizing the effective  $4 \times 4$  quadratic Hamiltonian, we find that in the ground state,  $\Delta_Q^p$  is purely imaginary (i.e., "orthogonal" to real  $\Delta_Q^{el}$ ). The ground state is an insulator with two doubly degenerate bands, whose energy  $E_{\mathbf{k}} = \pm \sqrt{\epsilon_{\mathbf{k}}^2 + |\Delta|^2}$  depends on

$$|\Delta|^2 = (\Delta_Q^{el})^2 + |\Delta_Q^p|^2, \quad (170)$$

which interpolates between  $\Delta_Q^{el}$  and  $\Delta_Q^p = \pm i|\Delta_Q^p|$ . The self-consistent equation on the order parameter involves only  $\Delta$ :

$$\begin{aligned} 1 &= \beta\omega_0 \left[ \frac{1}{N} \sum_{\mathbf{k}} \frac{1}{E_{\mathbf{k}}} \right] \\ &= \beta\omega_0 \int_{-W/2}^{W/2} \frac{N(\epsilon)}{\sqrt{\epsilon^2 + |\Delta|^2}} \end{aligned} \quad (171)$$

The ground state energy (the sum of the kinetic energy and the Hartree term) is

$$E = -\frac{1}{2N} \sum_{\mathbf{k}} E_{\mathbf{k}} + \frac{|\Delta|^2}{4\beta\omega_0} - \frac{\beta\omega_0}{4}, \quad (172)$$

where  $|\Delta|$  is the solution of (171). For the tight-binding model

$$E = -\frac{W}{\pi^2} \int_0^1 K(1-x^2) \sqrt{x^2 + |\hat{\Delta}|^2} dx + \frac{W}{16\lambda_p} |\hat{\Delta}|^2 - \frac{W\lambda_p}{4} \quad (173)$$

where  $|\hat{\Delta}| = (2/W)|\Delta|$ .

We see that the ground state energy is determined by the value of  $|\Delta|$  rather than separately by  $\Delta_Q^{el}$  and  $\Delta_Q^p$ . In this respect, the ground state manifold contains a  $U(1)$  family of states with  $\Delta_Q^{el} = |\Delta| \cos \eta$  and  $\Delta_Q^p = i|\Delta| \sin \eta$  and arbitrary  $\eta$ .

This degeneracy holds only at half-filling. Away from half-filling it is broken and there are two distinct self-consistent equations for  $\Delta_Q^{el}$  and  $\Delta_Q^{pol}$ . Within our approximation, in which we neglected  $H'_{e-ph}$ , we found that the ground state is the checkerboard polaron state without the electron checkerboard order. We expect this approximation to be valid for most  $\lambda_p$ , but break at the small  $\lambda_p$ , where we fully expect the electronic CDW order to develop first upon increasing  $\lambda_p$ .

## V. COMPARISON BETWEEN NUMERICAL AND ANALYTIC RESULTS AND THE FULL PHASE DIAGRAM

We begin with several observations. First, in the analytical study we considered the 2D case and assumed that the bare  $\omega_0$  is independent of  $q$ . In the numerical study, we considered several forms of  $\omega_0(q)$  and both 2D and 3D systems. For comparison between analytical and numerical results, we select the lower panel of Fig. 5 which is for the same 2D case with  $q$ -independent  $\omega_0$ . Second, the numerical results in Fig. 5 are presented in units of  $\lambda_0 = N_F g^2 / \omega_0^2$ , which measures the strength of interaction near the Fermi surface in MET (see (2)), while the analytical results are presented in terms of  $\lambda_p = g^2 / (2\omega_0^2 W)$ , which measures coupling to fermions with energies comparable to the bandwidth. Third, the numerical results have been obtained for spin-1/2 fermions, while the analytical results are for spin-less fermions. To move from  $S = 1/2$  to spin-less fermions, one has to re-scale the density and the electron polarization by a factor of two. With this rescaling included, the relation between  $\lambda_0$  and  $\lambda_p$  is

$$\lambda_0 = \lambda_p (N_F W) \quad (174)$$

For our tight-binding model,  $N_F = N(\mu_{FL}) = (4/\pi^2 W) K(1 - \hat{\mu}_{FL}^2)$ , where  $\hat{\mu}_{FL} = 2\mu_{FL}/W$  is related to the density  $n$  by Eq. (100). At small  $n$ ,  $\hat{\mu}_{FL} \rightarrow -1$  and  $N_F \approx 2/(\pi W)$ ; at  $n \rightarrow 1/2$ ,  $\hat{\mu}_{FL} \rightarrow 0$ , and  $N_F$  diverges logarithmically.

To make the comparison between analytical and numerical results more straightforward, in Fig. 2, which we presented at the beginning of this paper, we plot the numerical phase diagram in 2D in units of  $\lambda_p$ , adjusted to spin-less fermions, along with the analytical phase diagram for the case of a homogeneous order of polarons with  $\Delta(q) = \Delta(q=0)$ . Comparing the two phase diagrams, we see that they are essentially identical. This is not surprising because in the numerical study we identified a homogeneous polaron state as a localized one, with no fluctuations between the sites occupied by polarons and empty sites. In the analytical study, we used probabilistic description and expressed Green's function at a given site (the spatial Fourier transform of  $G^c(\omega, \epsilon_k)$ ) as the sum of the Green's functions of the operators  $\alpha$  and  $\tilde{\alpha}$ , weighted with the factors  $1 - n$  and  $n$ , respectively. Operators  $\alpha$  and  $\tilde{\alpha}$  describe unoccupied states with  $n_i = 0$  and occupied states with  $n_i = 1$ . There is no phonon assisted hopping between unoccupied and occupied sites even when  $W$  is finite; hence this polaron state is fully localized.

We emphasize that while the phase diagrams for spin-full and spin-less fermions are identical, the DOS are not. Already in the atomic limit, the DOS for the spin-full case contains a true gap around  $\omega = 0$  associated with the finite minimal energy of a bi-polaron, while the DOS in

the spin-less case contains a set of polaron  $\delta$ -functional peaks down to  $\omega = 0$ . The evolution of the DOS with increasing  $W$  is the same for the two cases, if we restrict with the continuum of states at  $\omega \sim \pm\beta\omega_0$ , but beyond this approximation, there are qualitative distinctions between spin-full and spin-less fermions. Namely, for bi-polarons, the true gap in the DOS still holds at a small but finite  $W$ , i.e. the system of  $S = 1/2$  fermions remains an insulator. The two boundaries of the mixed state are then the actual phase transition lines: the one at a larger  $\lambda_0$  is an insulator to a metal transition, and the lower one is a transition from a metal with broken Luttinger theorem to a conventional metal in which Luttinger theorem holds. For spin-less fermions, at  $W > 0$ , the sub-gaps between polaron patches hold within our approximation, but beyond it, there is an exponentially small damping rate for a decay of states with a finite  $\omega$  (see Appendix E for more discussion on this). As a consequence, the DOS in between polaron patches is exponentially small but still finite. Then, strictly speaking, the system is a metal at any finite  $W$ . From this perspective, the upper boundary of the mixed phase is a very sharp crossover but not a true phase transition. The lower boundary of the mixed phase is a true phase transition for the same reason as for spin-full fermions – the Luttinger theorem gets broken.

The numerical and analytical phase diagrams for the checkerboard polaron state are shown in Fig. 27. The analytical phase diagram is a suggested one, as we discussed in Sec. IV D 3. We emphasize that the checkerboard states in the numerical and analytical studies were treated differently. For the numerical study, we selected a localized state with strict checkerboard order of polarons in a cluster ( $n_i = 1$  at even sites inside the cluster and  $n_i = 0$  at odd sites and vice versa) and no polarons outside a cluster. For Einstein phonon this state is energetically degenerate with any other configuration of polarons, and only gains extra energy if we include virtual fluctuations to the n.n. sites. In the analytical study, we set  $\Delta(q) = \Delta(q=Q)$ , used probabilistic description and expressed the Green's function of a physical fermion via the Green's function of  $\alpha$  and  $\tilde{\alpha}$  fermions, which describe filled and empty polaron states at a given site. The probability to be either in  $\alpha$  or  $\tilde{\alpha}$  state depends on  $\epsilon_k$ ; in the real space, the probabilities vary between even and odd sites. This state has some similarities with the  $(1-0)$ -type polaron state used in the numerical study; however, the variation of probabilities is weak at large  $\lambda_p$ . In addition, the state with  $\Delta(q) = \Delta(Q)$  is not localized as  $H'_{e-ph}$  generates phonon-assisted hopping between the occupied and empty sites. Nevertheless, a similarity between the numerical and analytic phase diagrams shows that both approaches capture the same physics.

We emphasize that the phase diagrams that we presented, both for homogeneous and  $(\pi, p\pi)$  polaron/bi=polaron orders, hold for large  $\beta$ . For small  $\beta$ ,



the transformation for the atomic limit to MET at large  $W$  is different (see, e.g., [68]). The key reason for the difference is that polarons-bi-polarons cannot be viewed as bound states of a fermion and a large number of phonons attracted to it.

### A. The full phase diagram

For the full phase diagram, we assume that the polaron order is homogeneous for  $n$  away from half-filling and checkerboard near half-filling. We assume that the phase diagrams are similar for both types of polaron order and contain the mixed phase, which in some range of densities near half-filling is split into the regions where the electronic component is in a FL state and where it has a CDW order. We show the candidate phase diagram in Fig. 3. In the doping range where the polaron order is homogeneous, the phase boundaries can be determined by exact calculations. For the checkerboard polaron order, the phase boundaries are drawn by hand. At  $n = 1/2$ , the states with  $(\pi, \pi)$  polaron and electron order are degenerate.

### B. Comparison with other works

Properties of e-ph systems at strong-coupling, and the associated tendencies toward polaron/bi-polaron, have been extensively studied numerically using Monte Carlo simulation [69–72] and dynamical mean-field theory (DMFT) methods [49, 68, 73–80]. In most of these studies, the primary focus was the influence of bi-polaron formation for spin-full fermions on superconductivity and of polarons/bi-polarons on the normal state transport at nonzero temperatures. In our study, we restricted ourselves to  $T = 0$ , neglected the potential superconductivity in the variational analysis, and performed analytical calculations for spin-less fermions. Some of the previous work also focused on CDW instabilities. The authors of [70–72, 76] found that in systems near half-filling (and, in general, away from perfect Fermi surface nesting), strong electron-phonon coupling leads to commensurate  $(\pi, \pi)$  charge-density wave ground states. At dilute concentrations, incommensurate charge-density waves [76] and phase separation [72] have been reported. These findings are generally consistent with our analysis.

A transformation from a FL to polaron (or bi-polaron) regime was analyzed in [68, 70, 72, 74, 75, 78, 79, 81], with connections drawn to high-temperature superconductivity [81] and the metal-insulator transition [68, 78, 79]. In some of these works [72–75, 79] the formation of polarons / bi-polarons was described in terms of bimodal distribution of phonon displacements, interpreted [74, 75] as the appearance of frozen-in lattice distortions. This scenario

is qualitatively and in several aspects also quantitatively similar to our “ancilla fermion” scenario for the homogeneous polaron state.

To be more precise here, we compare our results with those of Ref. [74, 75] by Millis, Mueller, and Shraiman (MMS). They considered FL to polaron crossover within DMFT for several models, including the one for spin-less fermions with a semi-circular DOS and a dispersionless boson, which is most directly related to our model. MMS focused on the limit where (in our notation)  $\omega_0 \rightarrow 0$  while  $\beta\omega_0$  remains finite (i.e.,  $\beta$  tends to infinity). In this limit, a phonon propagator reduces to  $\delta(\Omega)$ , i.e., a phonon can be treated classically. Because  $\omega_0 = 0+$ , there are no separate polaron states at discrete  $\omega = m\omega_0$  in the atomic limit,  $\lambda_p = \infty$ . Yet, the minimization of energy within the DMFT yields frozen-in lattice distortions of opposite sign on occupied and unoccupied sites, which gives rise to two  $\delta$ -functional peaks in the DOS at  $\pm\beta\omega_0$ , one with residue  $n$ , and another with residue  $1 - n$ . This fully agrees with our result at  $\beta \rightarrow \infty$  (and also with the exact solution of a single-site Holsten model at near-infinite  $\beta$ ). At large but finite  $\lambda_p$ , MMS found the two-patch form of the DOS  $N(\omega)$ , one patch at positive and another at negative  $\omega$ . In between,  $N(\omega) = 0$ . This again agrees with our result modulo that our DOS has polaron peaks at smaller  $|\omega|$ . Finally, MMS found an intermediate state in the range of  $\lambda_p$ , where frozen-in lattice distortions are still non-zero, yet  $N(\omega)$  is non-zero for all  $\omega$  and eventually becomes the same as in a FL when frozen-in lattice distortions disappear. This intermediate state is very similar to our pseudogap/mixed state, where our order parameter  $\Delta_0$  is non-zero, yet  $N(\omega)$  is non-zero for all  $\omega$ .

For a direct comparison with MMS, we compute the local Green’s function and the DOS in our model, using a semi-circular form of the DOS for free fermions instead of (23):

$$N(\epsilon) = \frac{4}{\pi W} \sqrt{1 - \left(\frac{2\epsilon}{W}\right)^2} \quad (175)$$

The self-consistent equation on a homogeneous  $\Delta_0$  and the equation on the chemical potential  $\mu_n$  for this  $N(\epsilon)$  become

$$\frac{\pi}{2} = 2\lambda_p T(\hat{E}), \quad \frac{\pi}{2}(2n - 1) = \hat{\mu}_n T(\hat{E}) \quad (176)$$

where, as before,  $\hat{\mu}_n = 2\mu_n/W$ ,  $\hat{E} = 2E/W = (\hat{\mu}_n^2 + |\hat{\Delta}_0|^2)^{1/2}$ ,  $\hat{\Delta}_0 = 2\Delta_0/W$ , and

$$T(\hat{E}) = \sqrt{1 - \hat{E}^2} + \frac{\arcsin(\hat{E})}{\hat{E}}. \quad (177)$$

The local Green’s function  $G_{loc}(\omega) = \int N(\epsilon)G(\omega, \epsilon)$  is

$$G_{loc}(\hat{\omega}) = \frac{2}{W} \left( \frac{\left(1 - \frac{\hat{\mu}_n}{\hat{E}}\right)}{\hat{\omega} - \hat{E} + \text{sign}(\hat{\omega} - \hat{E})\sqrt{(\hat{\omega} - \hat{E})^2 - 1}} + \frac{\left(1 + \frac{\hat{\mu}_n}{\hat{E}}\right)}{\hat{\omega} + \hat{E} + \text{sign}(\hat{\omega} + \hat{E})\sqrt{(\hat{\omega} + \hat{E})^2 - 1}} \right) \quad (178)$$

and the DOS  $N(\hat{\omega}) = -\frac{1}{\pi} |\text{Im}G_{loc}(\hat{\omega})|$  is

$$N(\hat{\omega}) = \frac{2}{\pi W} \text{Re} \left[ \left(1 - \frac{\hat{\mu}_n}{\hat{E}}\right) \sqrt{1 - (\hat{\omega} - \hat{E})^2} + \left(1 + \frac{\hat{\mu}_n}{\hat{E}}\right) \sqrt{1 - (\hat{\omega} + \hat{E})^2} \right] \quad (179)$$

The solution of (176) for  $\lambda_p > 1/2$  is the same as in Sec. IV D 2:  $\hat{\mu} = 2\lambda(2n - 1)$  and  $|\hat{\Delta}_0| = 2\lambda(4n(1 - n))$ , i.e.,  $\hat{E} = 2\lambda_p$ . The DOS  $N(\hat{\omega})$  consists of two patches, each with width 2, centered at  $\hat{\omega} = \pm 2\lambda_p$ , i.e., at  $\omega = \pm\beta\omega_0$ . This is not identical to the DOS obtained by MMS because they added frozen-in lattice distortions to the local Green's function, while in our theory the order parameter  $\Delta_0$  is added to the momentum-resolved Green's function  $G(\omega, \epsilon)$  before we integrate over  $\epsilon$  to obtain the DOS. Still, both our DOS and the one earlier obtained by MMS describe two-patch structure of the DOS with the gap between patches.

For  $\lambda_p < 1/2$ , the solution of (176) is  $\hat{\mu} = 2\lambda_p(2n - 1)$  - the same as before, but  $|\hat{\Delta}_0|$  now decreases with decreasing  $\lambda_p$ . Running  $|\hat{\Delta}_0|$  is the solution of

$$\frac{\pi}{4\lambda_p} = \sqrt{1 - 4\lambda_p^2(1 - 2n)^2 - |\hat{\Delta}_0|^2} + \frac{\arcsin(4\lambda_p^2(1 - 2n)^2 + |\hat{\Delta}_0|^2)^{1/2}}{(4\lambda_p^2(1 - 2n)^2 + |\hat{\Delta}_0|^2)^{1/2}} \quad (180)$$

For direct comparison with Fig. 1 in [74], in Fig. 30 we plot, for  $n = 1/2$ ,  $|\hat{\Delta}_0|$  as a function of  $\lambda_p$  and the DOS as a function of frequency for several values of  $|\hat{\Delta}_0|$ . The DOS at  $n = 1/2$  is

$$N(\hat{\omega}) = \frac{2}{\pi W} \text{Re} \left( \sqrt{1 - (\hat{\omega} - |\hat{\Delta}_0|)^2} + \sqrt{1 - (\hat{\omega} + |\hat{\Delta}_0|)^2} \right) \quad (181)$$

The intermediate phase exists for  $n = 1/2$  between  $\lambda_p = 1/2$  and  $\lambda_p^{c,1} = \pi/8$ . Within this range, there is a sub-range of smaller  $\lambda_p \geq \lambda_p^{c,1}$ , where the DOS has a single peak at  $\omega = 0$  and the sub-range of larger  $\lambda_p \leq 1/2$ , where it has two peaks at non-zero frequencies. MMS found the same separation into two sub-regimes in their analysis of the DOS in the intermediate phase, although our and MMS functional forms of the DOS differ somewhat.

The MMS DMFT approach has been extended to  $T = 0$  in a series of papers by Ciuchi et al (CEA) [49, 68, 77, 78]. They considered the same model as MMS at  $n = 0$  and at  $n = 1/2$  and analyzed both the adiabatic limit  $\omega_0 \ll W$  and the anti-adiabatic limit  $\omega_0 \gg W$ . In the ‘‘ultra-adiabatic’’ limit  $\omega_0 \rightarrow 0$ ,  $\beta\omega_0 \rightarrow \text{const}$ , their analysis is identical to that of MMS because, in this limit,

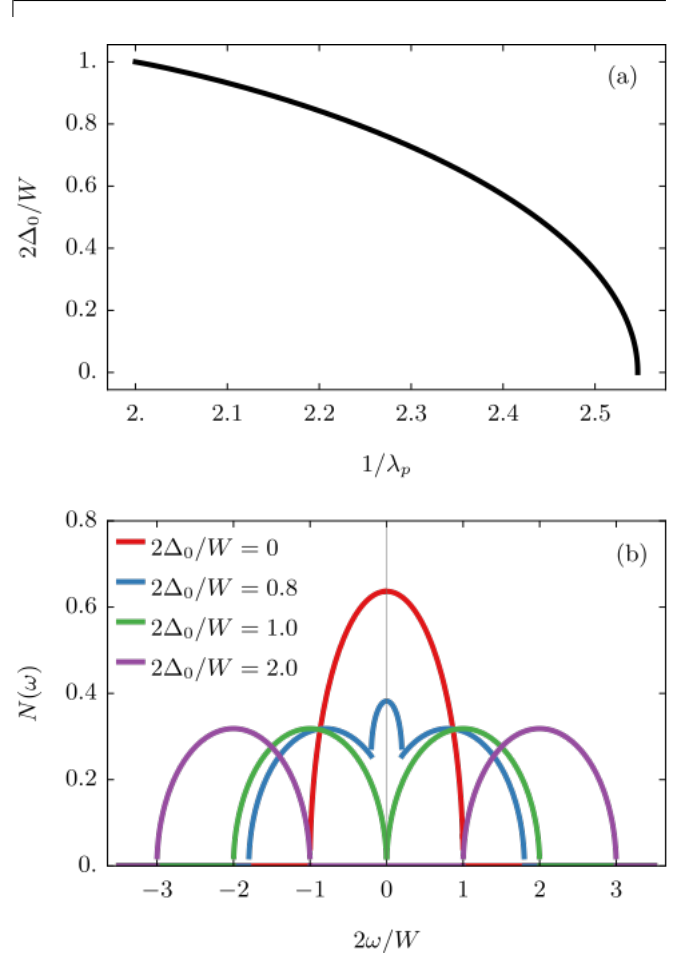


FIG. 30. Results for a semi-circular (non-interacting) DOS (175). (a) The dependence of  $2|\Delta_0|/W$  on  $1/\lambda_p$  for semi-circular density of states for free fermions. The order parameter vanishes for  $\lambda_p = \pi/8$  ( $1/\lambda_p \approx 2.55$ ). (b) The DOS in units of  $W/2$  for different  $2|\Delta_0|/W$ . The maximum at a finite  $\omega$  emerges at  $2|\Delta_0|/W = 1/2$ . The DOS has a gap around  $\omega = 0$  for  $2|\Delta_0|/W > 1$ .

the boson propagator reduces to  $\delta(\Omega)$ . However, at finite  $\omega_0$  they detected additional features. Their results for spinless fermions can be directly compared to ours at  $n = 0$ , where a CDW instability does not interfere with polaron formation. Here, CEA found a cascade of transformations of the fermionic DOS upon decreasing  $\lambda_p$ , with the number of gapped regions in the DOS be-

ing reduces by one in each transformation. This is in full agreement with our evolution of the DOS, in which a growing continuum in the DOS upon decreasing  $\lambda_p$  absorbs polaron patches one by one. Their evolution of the DOS within the polaron phase (e.g., Fig. 12 from [49]) is also very similar to ours at  $W \geq \sqrt{\beta}\omega_0$  (see Appendix E). The only difference is that CEA consider the continuum as incoherent, while we associate the continuum with a free-fermion band. CEA also argued that the number of phonons in the polaron state at the lowest  $\omega$  is of order  $\beta$ . This fully agrees with our analysis of the structure of the continued fraction representation of the Green's function in Sec. IV B 1.

For half-filling, their and our results agree once we extend our analysis to a semi-circular DOS, as described earlier in this Section, and neglect potential development of CDW order. One particular point of agreement here is the DMFT result [68, 78] that the DOS for spinless fermions remains finite at  $\omega = 0$  for any value of  $\lambda_p$ , as long as  $\omega_0$  is finite. This agrees with our result that the zero-frequency polaron peak from the atomic limit transforms at finite  $W$  into a patch of exponentially small, but still finite, width of order  $\sim e^{-\beta}$ , and this patch eventually merges with the continua. Their mapping of a polaron state into a two-level system has some similarity with the introduction of an ancilla fermion in our theory.

In the diagrammatic approach, a fermionic Green's function at  $n = 0+$  and finite  $W$  has also been analyzed in Ref. [52] in the approximation in which every diagram for the self-energy is averaged over momentum. This yields the spectral function with an exponentially small width ( $e^{-\beta}$ ) of all polaron peaks, including those at  $\omega \approx \beta\omega_0$ . In our view, this form is valid for  $\beta = O(1)$ , when the residues of polaron peaks at  $\omega = 0$  and  $\omega = \beta\omega_0$  are comparable. However, for large  $\beta$ , we argued in this work that exponentially narrow polaron patches hold only for  $\omega \sim \omega_0$ , while fermions with  $\omega \approx \beta\omega_0$  form a free-particle continuum, whose width is set by  $W$  for  $W > \omega_0\sqrt{\beta}$ , and the evolution of the DOS at larger  $W \sim \beta\omega_0$  can be viewed as gradual absorption of polaron peaks by the continuum.

### C. Additional considerations

#### 1. 3D case

The 3D phase diagram, obtained in the variational study for dispersion-less  $\omega_0$  and spin-full fermions, is presented in the middle of the lower panel in Fig. 4. For convenience, in Fig. 31 we re-plot this phase diagram in units of  $\lambda_p$  and for spin-less fermions. We note that phase diagrams in 2D and 3D are similar, but there is one key distinction: in 3D the DOS of the FL vanishes as  $n^{1/3}$  at small  $n$ . As a consequence, MET remains stable against low-energy fluctuations up to  $\lambda_p^{c,2}(n) \propto 1/N_F \propto 1/n^{1/3}$ .

In the same limit, the homogeneous state of polarions emerges at  $\lambda_p^{c,1} \approx 1/2$ . This implies that at small  $n$ , the instability towards the polaron state occurs already at weak MET coupling, when the dressed phonon frequency is almost the same as  $\omega_0$ .

For larger  $n$ , the phase diagram is similar to that in 2D: there again exists an intermediate mixed phase between  $\lambda_p = 1/2$  and  $\lambda_p^{c,1}$ , where a portion of a system is at the end point of the homogeneous polaron state and another portion in the FL state. The line  $\lambda_p^{c,2}$  again lies below  $\lambda_p^{c,1}$  at  $n > n_c \approx 0.2$ , and for these  $n$  there exists the CDW electronic order, sandwiched between  $\lambda_p^{c,2} \equiv \lambda_p^{c,2}(n)$  and  $\lambda_p^{c,2}(n_c)$ .

#### 2. Finite $T$

At temperatures above any ordering transition, the evolution from the FL state to the polaron state is smooth. Nevertheless, numerical calculations have shown that this crossover occurs rapidly [27, 68, 70, 72, 74, 75, 78, 79], and can be identified by the onset of a pseudogap in the electronic density of states [70]. As detailed in Sec. IV D 2, the pseudogap is a clear indicator of polaron formation, with the redistribution of spectral weight into high-energy peaks being associated to the presence of sites with and without large lattice distortions. Although a detailed study of finite- $T$  effects is beyond the scope of the present work, the qualitative behavior in the important regime  $\omega_0 \ll T \ll W \lesssim \beta\omega_0$  can be understood by just replacing  $\omega_0$  by  $T$ . For example, the electronic density of states has a two-peak structure with peaks at  $\pm\beta\omega_0$  of width  $\sim \sqrt{\beta\omega_0 T}$  [72].

We also briefly comment on the type of ordering transition at half-filling, for fixed  $\lambda_p$ . We argued in Sec. IV D 5 that at  $T = 0$  there is a degeneracy between an electronic and polaron CDW with momentum  $(\pi, \pi)$ , i.e., at the mean-field level, the order parameter in the ground state is an arbitrary combination of these two order parameters. This does not extend beyond mean-field, however, because an electronic CDW with momentum  $(\pi, \pi)$  is an Ising order parameter, while a  $(\pi, \pi)$  polaron order parameter still has a  $U(1)$  phase. Within mean-field, this phase is set to have a fixed value, but beyond mean-field,  $U(1)$  phase fluctuations reduce the polaron order parameter more than Ising fluctuations reduce the electronic CDW order. This is also true for thermal fluctuations at a finite  $T$ , which destroy polaron CDW faster than electronic CDW. As a result, the ordering transition at half-filling involves only electronic CDW and falls into Ising universality class. This is consistent with the results of the numerical analysis of this transition [70, 82].

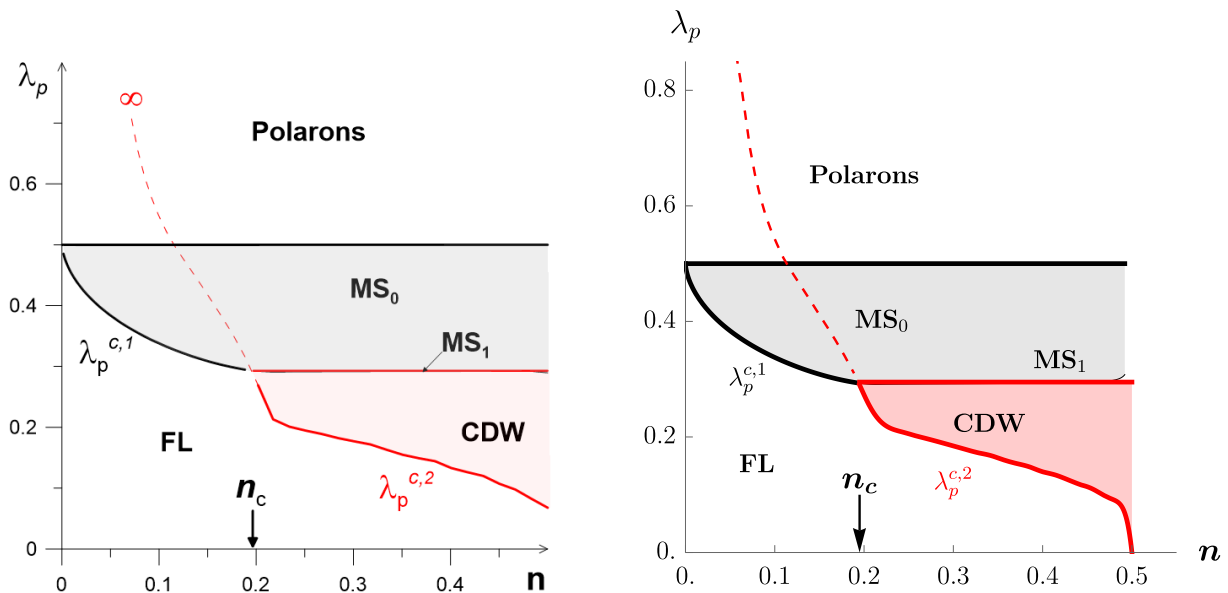


FIG. 31. The phase diagram for a 3D system of spin-less fermions for a dispersionless bare phonon spectrum  $\omega_0(q)/t = 0.1$ . Left panel – numerical (variational) phase diagram. Right panel – analytical phase diagram. Like in 2D, they are essentially identical. The variational phase diagram is identical to the one shown in the middle panel of the lowest row in Fig. 4 after expressing  $\lambda_0$  in terms of  $\lambda_p$  and adjusting to spin-less fermions. Like in 2D, the phase diagram contains pure polaron and FL states, a CDW state and two mixed states:  $MS_0$  (polarons and FL) and  $MS_1$  (polarons and CDW).

## VI. CONCLUSIONS

In this paper, we considered a system of electrons interacting with an optical phonon in the adiabatic limit when the phonon Debye frequency is much smaller than the Fermi energy. For weak coupling, such systems are traditionally described by MET. A conventional belief is that MET holds even at strong coupling, when the electron self-energy is large, and breaks down only near the point where the dressed phonon spectrum softens at some momentum  $q$ . We argued that at small and near-maximum electron densities, the FL state described by MET ceases to be the ground state already at smaller couplings, when MET is stable against low-energy fluctuations. The ground state at these couplings is a two-component mixed state, in which a FL still exists, but with a smaller density, and the remaining portion of the system is in a bi-polaron state for  $S = 1/2$  fermions and in a polaron state when fermions have only one spin projection. Such a state likely spatially separates into FL and bi-polaron/polaron regions. We argued that bi-polaron/polaron formation is not a low-energy phenomenon and that relevant fermions have energies comparable to the bandwidth  $W$ . The mixed state emerges prior to phonon softening in both 2D and 3D systems. In 3D the effect is particularly striking as this state appears already at weak coupling.

We presented numerical and analytical reasoning for this behavior. Numerical evidence was obtained from variational considerations in both 3D and 2D, analyti-

cal evidence was obtained from the diagrammatic treatment of the on-site Holstein model for spinless fermions in 2D. In this treatment, we first demonstrated how to reproduce the exact results for the single-site Holstein model and then extended the technique to the case where fermions can hop to neighboring sites. We argued that it is essential to keep vertex corrections in diagrammatic series on the same footing as self-energy corrections to the internal fermion lines. We argued that eikonal treatment is sufficient at zero and full densities, but for any other density, one has to additionally introduce ancilla fermions and form a two-particle condensate  $\Delta(q)$  out of the original and ancilla fermions.

We considered two types of bi-polaron/polaron states: a homogeneous one, with the largest possible density on the occupied sites and zero otherwise, and the state with checkerboard arrangement of bi-polarons/polarons. We conjectured that the homogeneous state emerges when the phonon dispersion has a minimum at small momentum, while the checkerboard state emerges when the minimum is at momentum  $Q$  near the zone boundary. We obtained similar but equivalent phase diagrams in the two cases. In analytical diagrammatic treatment, the homogeneous and checkerboard states are those with  $\Delta(q = 0)$  and  $\Delta(q = Q)$ , respectively.

At larger densities and particularly near half-filling, we found that the first instability upon increasing the coupling is into a CDW electronic state, and bi-polarons/polarons develop at larger couplings out of the CDW-ordered electronic state. In this situation, strong

coupling MET holds near the onset of a CDW order unless MET becomes unstable for some other reason. We analyzed how the CDW electronic order evolves within the mixed state and found a re-entrant behavior of the onset of this order, i.e., as the coupling increases, CDW order first appears and then disappears within the mixed state. We also constructed the global phase diagram for the case when the bi-polaron/polaron state is homogeneous away from half-filling and checkerboard near half-filling.

Overall, our results imply that the emergence of bipolarons/polarons imposes the most severe limitation on the applicability range of MET for all fermionic densities except very near half-filling, and even there bipolarons/polarons appear already at weak coupling.

## VII. ACKNOWLEDGEMENTS

We acknowledge with thanks useful discussions with B. Altshuler, M. Berciu, E. Berg, S. Ciuchi, M. Fabrizio, R. Fernandes, S. Fratini, S. Ilani, T. Heikkila, W. Metzner, C. Murthy, H-Y Kee, M. Kiselev, S. Kivelson, A. Millis, N. Nagaosa, P. Nosov, R. Ojajaervi, M. Randeria, S. Sachdev, M.V. Sadovskii, G. Sangiovanni, D. Senechal, J. Schmalian, A. Stern, B. Svistunov, A-M Tremblay, Y. Wang, M. Ye and S-S Zhang. AVC was supported by the U.S. Department of Energy, Office of Science, Basic Energy Sciences, under Award No. DE-SC0014402. AVC and NVP acknowledge support from the Simons Foundation grant SFI-MPS-NFS-00006741-07 for the Simons Collaboration on New Frontiers in Superconductivity.

### Appendix A: Fermionic self-energy at $n = 0$

In this Appendix, we will briefly discuss perturbation series for the self-energy strictly at  $n = 0$ , when the Fermi energy vanishes. This holds deep in regime B in the notation from Sec. IV B in the main text (regime B is defined as the one where  $E_F \ll \omega_0$  and regime A as the one where  $\omega_0 \ll E_F \ll W$ ).

The analytical analysis in Sec. IV B is done in 2D, and we keep  $D = 2$  here (we list the results for  $D = 3$  at the end of this Appendix).

The MET for a 2D electron-phonon system holds in the regime B. In this regime, the vertex corrections are small in the Eliashberg parameter  $\lambda_E$ . In 2D,

$$\lambda_E = \lambda_0 \frac{\omega_0}{E_F} \log \frac{E_F}{\omega_0} \quad (\text{A1})$$

(see [9]). As we said in the main text,  $\lambda_E$  is small compared to  $\lambda_0$  in  $(\omega_0/E_F)$ . The additional logarithm in (A1) is specific to  $D = 2$ .

The ME parameter  $\lambda_E$  can be extracted from the ratio of the two-loop fermionic self-energy with vertex cor-

rection included and the one-loop self-energy:  $\lambda_E \sim \Sigma^{(2v)}/\Sigma^{(1)}$ . Both can be computed on the Matsubara axis. For a dispersion-less phonon,  $\Sigma^{(1)}$  depends on  $\omega_m/\omega_0$  and  $\Sigma^{(2v)}$  depends on  $\omega_m/\omega_0$  and fermionic momentum  $k$ . We compute  $\Sigma^{(2v)}$  and also the rainbow-type two-loop diagram  $\Sigma^{(2r)}$  by setting  $T = 0$ , setting the external momentum  $k$  at the bottom of the band and expanding to the first order in  $\omega_m$ .

The calculation of two-loop diagrams, particularly of  $\Sigma^{(2r)}$ , requires extra care as each self-energy diagram has a dynamical and a static part. The latter accounts for the renormalization of the fermionic dispersion and also accounts for the renormalization of the chemical potential from bare  $\mu_0$  to the actual  $\mu$ , related to density. It is customary to incorporate the static self-energy into the bare fermionic Green's function and then compute only the dynamical self-energy at each order. This procedure, however, is not rigorously justified as the static self-energy from a given order may contribute to the dynamical self-energy at a higher order. We verified that in our case the renormalization of the fermionic dispersion is not crucial and can be safely neglected, i.e., the dressed  $\epsilon_k$  can be approximated by a bare tight-binding dispersion with bandwidth  $W$ . However, the renormalization of the chemical potential cannot be just absorbed to the bare Green's function. Namely, we find that if we do this,  $\Sigma^{(2r)}(\omega_m)$  contains a contribution that depends on the fermionic bandwidth, i.e. comes from high-energy fermions. The same holds at a finite  $n$  and, as such, contradicts the idea of MET that physically detectable interaction corrections come exclusively from low-energy fermions. We will show that once we treat the renormalization of the chemical potential explicitly, we find an additional contribution to the *dynamical* one-loop self-energy, which acts as a counter-term to the two-loop rainbow diagram and cancels out the contribution from this diagram that depends on  $W$ . After this, the two-loop self-energy becomes independent of  $W$ , i.e., it comes exclusively from fermions with energies well below  $W$  as MET anticipated. We note in passing that the renormalization of the bare  $\mu_0$  into  $\mu$  involves fermions with energies of order  $W$ , however such renormalization is not detectable as only the dressed  $\mu$  is related to the actual density and has a physical meaning.

We now describe the calculations. Both one-loop and two-loop self-energies are the convolutions of phonon and fermionic propagators with internal momenta and frequencies over which we have to integrate (see Fig. 32).

We begin with the calculation of the one-loop self-energy (Fig. 32a). to leading order in the e-ph coupling (i.e., to leading order in  $\lambda_0$ ). For this calculation, the renormalization  $\mu_0$  into  $\mu$  is irrelevant, as it by itself is caused by e-ph coupling, and for  $n = 0+$  and momenta near the bottom of the band,  $\epsilon_p - \mu_0$  can be approximated by  $p^2W/8$ .

The calculation of the one-loop diagram to the leading

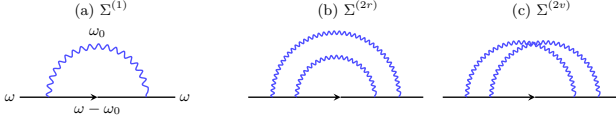


FIG. 32. (a) One-loop electron self-energy. (b) Two-loop rainbow-type diagram, (c) Two-loop diagram with vertex correction included.

order in  $\lambda_0$  is straightforward. Integrating over phonon frequency and momentum, we find that  $\Sigma^{(1)}(k, \omega_m)$  is independent on  $k$  and within logarithmic accuracy is

$$\Sigma^{(1)}(\omega_m) = -\lambda_0 \omega_0 \log \frac{W}{\omega_0 - i\omega_m} \quad (\text{A2})$$

where  $\lambda_0 = g^2 N_F / (2\omega_0^2)$  and  $N_F = (2/\pi W)$ . This self-energy can be split into static and dynamic parts:

$$\Sigma^{(1)}(\omega_m) = \Sigma^{(1)}(0) + \Sigma_{dyn}^{(1)}(\omega_m) \quad (\text{A3})$$

where

$$\begin{aligned} \Sigma^{(1)}(0) &= -\lambda_0 \omega_0 \log \frac{W}{\omega_0}, \\ \Sigma_{dyn}^{(1)}(\omega_m) &= -\lambda_0 \omega_0 \log \frac{\omega_0}{\omega_0 - i\omega_m}, \end{aligned} \quad (\text{A4})$$

The first term, which depends on  $W$ , accounts for the renormalization of the chemical potential,  $\mu = \mu_0 - \Sigma^{(1)}(0)$ , and the second, which does not depend on

$$Q_v = \iint_0^\infty dx dy \left[ \frac{2}{(x+1)^2} \frac{1}{y+1} \frac{1}{((x+y+2)^2 - 4xy)^{1/2}} + \frac{1}{(x+1)} \frac{1}{y+1} \frac{x+y+2}{((x+y+2)^2 - 4xy)^{3/2}} \right] \approx 1.5 \quad (\text{A7})$$

Taking the ratio  $\Sigma_{dyn}^{(2v)}/\Sigma_{dyn}^{(1)}$ , we obtain  $\lambda_E \sim \lambda_0$ . We see that there is no smallness of  $\lambda_E/\lambda_0$  at  $n = 0+$ . At the same time, this ratio does not diverge when  $E_F = 0$ , i.e. the Eliashberg parameter saturates at  $\lambda_E \sim \lambda_0$ . For an order of magnitude estimate, one can describe the crossover between regimes *A* and *B* by replacing  $\omega_0/E_F$

$$Q_r = \iint_0^{W/\omega_0} dx dy \left[ \frac{2}{(x+1)^3} \frac{1}{y+2} + \frac{1}{(x+1)^2} \frac{1}{(y+2)^2} \right] = \log \frac{W}{\omega_0} + \frac{1}{2} + \log \frac{1}{2} \quad (\text{A9})$$

This diagram contains the one-loop self-energy correction as the internal part, and it is natural to combine  $\Sigma_{dyn}^{(2r)}$

$W$ , is responsible for the physically detectable mass renormalization and fermionic damping. At small  $\omega_m$ ,  $\Sigma_{dyn}^{(1)}(\omega_m) = -i\lambda_0 \omega_m$ .

We now incorporate the renormalization of the chemical potential into the new "bare" fermionic Green's function, and do this explicitly rather than formally replacing  $\mu_0$  by  $\mu$  and writing  $\epsilon_p - \mu \approx p^2 W/8$  (doing this would keep Eq. (A2) intact). In explicit procedure, we first re-express  $\epsilon_p - \mu_0$  as  $\epsilon_p - \mu - \Sigma^{(1)}(0)$  and then use  $\epsilon_p - \mu \approx p^2 W/8$ . Substituting into the one-loop diagram and expanding in  $\Sigma^{(1)}(0)$ , we find the contribution to the dynamical  $\Sigma^{(1)}(\omega_m)$  to order  $\lambda_0^2$ . Combining it with the  $O(\lambda_0)$  contribution and expanding in  $\omega_m$ , we obtain:

$$\Sigma_{dyn}^{(1)}(\omega_m) = -i\lambda_0 \omega_m + i\lambda_0^2 \omega_m \log \frac{W}{\omega_0} \quad (\text{A5})$$

We now compute the two two-loop self-energies,  $\Sigma^{(2v)}$  and  $\Sigma^{(2r)}$ . Both contain  $\lambda_0^2$  in the prefactors, and in the calculations to this order, the renormalization of  $\mu_0$  into  $\mu$  can be neglected. We start with the vertex correction diagram, (Fig. 32c). Integrating explicitly over frequency, expanding tight-binding dispersion  $\epsilon_p - \mu_0$  near the bottom of the band as  $\epsilon_p - \mu \approx p^2 W/8$ , introducing  $x = p^2/(8W\omega_0)$  and integrating over the angles between internal fermionic momenta, we obtain for the dynamical part of the vertex correction diagram at small  $\omega_m$

$$\Sigma_{dyn}^{(2v)} = -i\lambda_0^2 \omega_m Q_v \quad (\text{A6})$$

where

by  $\omega_0/(E_F + a\omega_0)$  with  $a = O(1)$ .

The computation of the rainbow-type diagram  $\Sigma_{dyn}^{(2r)}$ , Fig. 32b. proceeds the same way, and the result is

$$\Sigma_{dyn}^{(2r)} = -i\lambda_0^2 \omega_m Q_r \quad (\text{A8})$$

where

with  $\Sigma_{dyn}^{(1)}$  from (A5). Doing this, we obtain

$$\Sigma_{dyn}^{(1)}(\omega_m) + \Sigma_{dyn}^{(2r)}(\omega_m) = -i\lambda_0 \omega_m - i\lambda_0^2 \omega_m \left( \frac{1}{2} + \log \frac{1}{2} \right) \quad (\text{A10})$$

The complete dependence on frequency is given by

$$\begin{aligned} \Sigma^{(1)} + \Sigma^{(2r)} = & -\lambda_0 \omega_0 \log \frac{W}{\omega_0 - i\omega_m} \\ & - \lambda_0^2 \omega_0^2 \frac{1}{\omega_0 - i\omega_n} \log \frac{\omega_0}{2\omega_0 - i\omega_m}. \end{aligned} \quad (\text{A11})$$

We see that the  $W$ -dependent term cancels out. Combining this with  $\Sigma_{dyn}^{(2v)}(\omega_m)$ , we see that the self-energy is expressed as series in  $\lambda_0$ . There is no other parameter at  $n = 0+$ .

We also emphasize that at  $E_F = 0$ , the phonon  $\omega_0$  does not soften as the polarization bubble vanishes identically. At small but finite  $E_F$ , there exists a small range of momenta  $q$  near  $q = 0$ , where  $\omega_r = \omega_0(1 - 2\lambda_0)^{1/2}$ , i.e., MET becomes internally unstable at  $\lambda_0 = 1/2$ . Still, the instability against polarons occurs at smaller  $\lambda_0 = 1/\pi$  [in terms of  $\lambda_p$ , used in the analytical calculations in the main text, the two instabilities occur at  $\lambda_p = \pi/4$  and  $1/2$ , respectively].

For completeness, we now briefly summarize the results in 3D. Here, to leading order in the e-ph coupling,  $\Sigma_{dyn}^{(1)} = -i\omega_m \lambda_0^{3D}$  where  $\lambda_0^{3D} = g^2 N_F(2\omega_0^2)$ . In region A,  $N_F \sim (E_F/W)^{1/2}/W \propto n^{1/3}$  and in region B,  $N_F \sim (\omega_0/W)^{1/2}/W$ . The Eliashberg parameter  $\lambda_E^{3D}$  is smaller than  $\lambda_0^{3D}$  in region A by  $\omega_0/E_F$  and again becomes the same as  $\lambda_0^{3D}$  in regime B. In the last regime,  $\Sigma_{dyn}^{(2v)}$  and  $\Sigma_{dyn}^{(2r)}$ , corrected by the renormalization of  $\mu$ , scale as  $-i\omega_m(\lambda_0^{3D})^2$ . The canonical MET is broken because  $\lambda_E^{3D} \sim \lambda_0^{3D}$ , but still, the self-energy is expressed as regular series in  $\lambda_0^{3D}$ . There is again no other parameter at  $n = 0+$ .

### Appendix B: The DOS of the Holstein model at smaller $\beta$ .

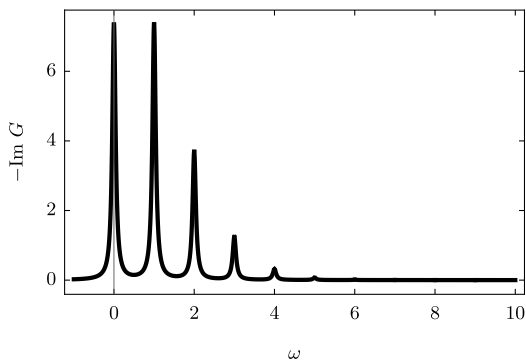


FIG. 33. The DOS of a single site Holstein model for  $\beta = 1$ . The residues of the  $\delta$ -functional peaks are  $Z_m = e^{-\beta} \beta^m / m!$ .

In this Appendix, we briefly analyze the structure of the DOS of the Holstein model at  $n = 0+$  at small  $\beta$ . The expression for the Green's function  $G^H(\omega, n = 0)$ ,

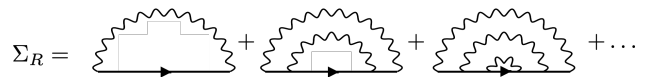


FIG. 34. Diagrams contributing to the rainbow approximation to the fermion self-energy, shown through third order.

Eq. (25) in the main text, is valid for all values of  $\beta$ . At  $\beta \ll 1$ , it becomes

$$G^H(\omega, 0) \approx \sum_{m=0}^{\infty} \frac{\beta^m}{m!} \frac{1}{\omega + i\delta - m\omega_0}, \quad (\text{B1})$$

The DOS consists of the set of  $\delta$ -functions, such as at large  $\beta$ , but now the largest residue  $Z \approx 1$  is for the polaron in  $\omega = 0$ , while the residues of the polarons at larger  $\omega = m\omega_0$  rapidly decrease as  $Z_m = \beta^m / m!$ . We show this DOS in Fig. 33.

### Appendix C: The Green's function in the rainbow and self-consistent one-loop approximation in the atomic limit.

In this Appendix we discuss what would be the form of the fermionic Green's function if we neglected vertex corrections in the order-by-order perturbation theory. For definiteness, we focus on the case of vanishing density  $n = 0+$ .

We consider two approximations: the non-self-consistent rainbow approximation, in which we include only rainbow diagrams for the self-energy (Fig. 34) and the self-consistent one-loop approximation, in which we include all diagrams for the renormalization of the internal fermionic line in the one-loop diagram, but neglect vertex corrections (Fig. 40). Our goal here is to understand whether keeping vertex corrections, as we did in the eikonal calculations in the main text, is crucial for the description of polarons. We consider the two approximations separately and in each case we first consider the limit, in which the phonon propagator can be approximated by  $\chi(\Omega_m) = \delta(\Omega_m)$ , and then analyze the diagrams for the actual  $\chi(\Omega_m) = 2\omega_0 / (\Omega_m^2 + \omega_0^2)$ . As in the main text, we introduce the chemical potential  $\mu$  and determine  $\mu$  from the condition that the fermionic density is infinitesimally small.

#### 1. Rainbow approximation

We write  $G_R^{-1}(\omega) = \omega + \mu - \Sigma_R(\omega)$ , where the subindex indicates that we compute the self-energy by keeping only rainbow diagrams (one diagram at each loop order), see Fig. 34. We measure  $\omega, \mu$  and  $\Sigma_R$  in units of  $\omega_0$  and introduce  $\bar{\omega} = \omega/\omega_0$ ,  $\bar{\mu} = \mu/\omega_0$  and  $\bar{\Sigma}_R = \Sigma_R/\omega_0$ . For the Green's function, we introduce  $\bar{G}_R = G_R \omega_0$ .



a. A  $\delta$ -functional bosonic propagator

For  $\chi(\Omega_m) = \delta(\Omega_m)$ , the analytic expression for self-energy is

$$\begin{aligned}\bar{\Sigma}_R(\bar{\omega}) &= \frac{\beta}{\bar{\omega} + \bar{\mu}} + \frac{\beta^2}{(\bar{\omega} + \bar{\mu})^3} \\ &= \frac{\beta}{\bar{\omega} + \bar{\mu}} \sum_{n=0}^{\infty} \left( \frac{\beta}{(\bar{\omega} + \bar{\mu})^2} \right)^n\end{aligned}\quad (\text{C1})$$

For  $|\bar{\omega} + \bar{\mu}| > \sqrt{\beta}$ , the series in (C1) converge, the summation is elementary and yields

$$\bar{\Sigma}_R(\bar{\omega}) = \frac{\beta}{\bar{\omega} + \bar{\mu}} \frac{1}{1 - \frac{\beta^2}{(\bar{\omega} + \bar{\mu})^2}} \quad (\text{C2})$$

Substituting into  $(\bar{G}_R)^{-1} = \bar{\omega} + \bar{\mu} - \bar{\Sigma}_R(\bar{\omega})$  and introducing

$$y = \frac{\bar{\omega} + \bar{\mu}}{\sqrt{\beta}}, \quad \bar{\Sigma}_R(y) = \sqrt{\beta} \hat{\Sigma}_R(y), \quad \bar{G}_R(y) = \frac{\hat{G}_R(y)}{\sqrt{\beta}}, \quad (\text{C3})$$

we obtain

$$\hat{G}_R(y) = \frac{y^2 - 1}{y(y^2 - 2)} \quad (\text{C4})$$

We see that  $\hat{G}_R(y)$  has poles at  $y = \pm\sqrt{2}$ , i.e., at  $\bar{\omega} + \bar{\mu} = \pm\sqrt{2\beta}$ . The poles are within the radius of convergence of the series in (C1), which in terms of  $y$  is  $|y| > 1$ . The residue of each pole is  $Z_0 = 1/4$ . The condition  $n = 0+$  sets the lower pole at  $\omega = 0$ , hence  $\bar{\mu} = -\sqrt{2\beta}$ . The other pole is at  $\bar{\omega} = 2\sqrt{2\beta}$ .

The Green's function in (C4) also has a pole at  $y = 0$  with residue  $Z_1 = 1/2$ . The corresponding retarded  $\hat{G}_R(y + i0)$  satisfies the requirement  $-(1/\pi) \int_{-\infty}^{\infty} \text{Im} \hat{G}_R(y + i0) dy = 2Z_0 + Z_1 = 1$ . However, the pole at  $y = 0$  in (C4) is outside the radius of convergence of the series in (C1) and from this perspective should not be counted.

It is intuitively expected that under proper analytic continuation, Eq. (C2) becomes valid also for  $|y| < 1$ . Below we explicitly show how to analytically continue the series in (C1) to reproduce (C4). To the best of our knowledge, this has not been demonstrated before.

To proceed, we introduce the partial sum

$$\hat{\Sigma}_R^{(m)}(y) = \frac{1}{y} \sum_{n=0}^m \left( \frac{1}{y^2} \right)^n = y \frac{1 - \left( \frac{1}{y^2} \right)^{m+1}}{y^2 - 1} \quad (\text{C5})$$

and find the location of the poles of  $\hat{G}_R^{(m)}(y) = 1/(y - \hat{\Sigma}_R^{(m)}(y))$ . A straightforward analysis shows that at a given  $m$ , there are two poles at real  $y_{1,2} = \pm a$ , with  $a > 1$ , inside the region of convergence of the summation

in (C1), and  $2(m-1)$  poles in the complex plane of  $z = y' + iy''$ , located inside the circle  $|z| = 1$ , i.e., outside the radius of convergence of the infinite sum. For odd  $m$ , the poles appear in "quadrants", at  $z = \pm c \pm id$ , for even  $m$ , there are two additional poles at  $z = \pm ie$ . (see Fig. 35) The presence of the poles in the upper half-plane of  $y$  (i.e.,

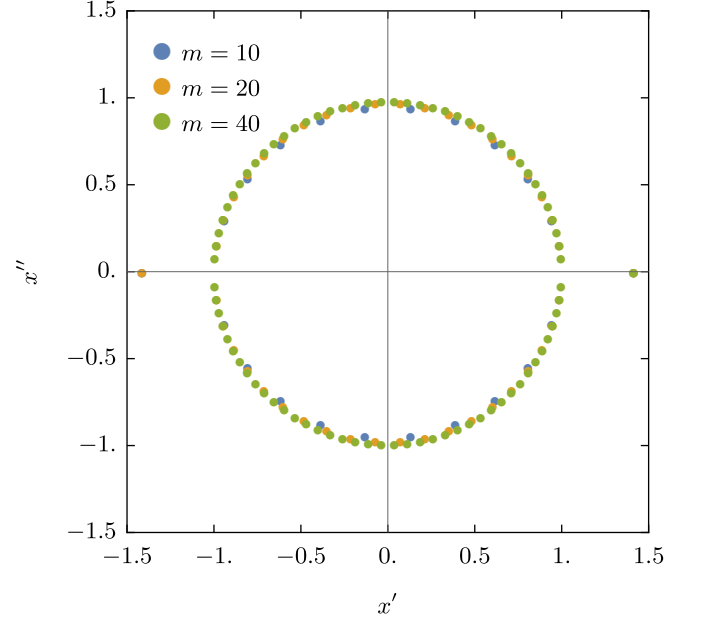


FIG. 35. Rainbow approximation for  $\chi(\Omega_m) = \delta(\Omega_m)$ . The location of the poles of the Green's function  $\hat{G}_R^{(m)}(z)$ ,  $z = y' + iy''$  for  $m = 10, 20$ , and  $40$ . As  $m$  increases the poles become more dense and their residues decrease. At  $m = \infty$ , the former poles form a continuous branch cut along a circle of radius  $r = 1$ .

the upper half-plane of  $\omega$ ) indicates that  $\hat{G}_R^{(m)}(y + i0)$  is not a retarded function. The actual retarded function has to be obtained by taking the limit  $m \rightarrow \infty$  combined with the analytic continuation from larger  $|z|$ , where the series converge.

As  $m$  increases, the residue of each pole decreases as  $1/m$  and the number of poles increases as  $m$ . At  $m = \infty$ , there appears a contour in the complex plane, at which  $\hat{G}_R^{(m=\infty)}(z) = \hat{G}_R(z)$  has a branch cut. To analyze how to analytically continue through it, we consider as an example an even  $m$ , when there is a pole along the imaginary axis, and vary  $z = i\tilde{z}$  along this axis. Using (C5), we obtain

$$\hat{G}_R^{(m)}(i\tilde{z}) = -i \frac{\tilde{z}^2 + 1}{\tilde{z}(\tilde{z}^2 + 2)} J(\tilde{z}) \quad (\text{C6})$$

where

$$J(\tilde{z}) = \frac{\tilde{z}^{2m}}{\tilde{z}^{2m} - \frac{1}{\tilde{z}^2 + 2}} \quad (\text{C7})$$



We focus on positive  $\tilde{z}$  in the upper half-plane of the complex frequency, where the true retarded function must be analytic.

At large  $\tilde{m}$ ,  $J(\tilde{z})$  has a pole at  $\tilde{z} \leq 1$  (see Fig. 35). Introducing  $\tilde{z} = 1 - \epsilon$  and approximating  $\tilde{z}^{2m} = e^{2m \log \tilde{z}}$  as  $e^{-2m\epsilon}$ , we re-express (C7) as

$$J(\epsilon) = \frac{e^{-2m\epsilon}}{e^{-2m\epsilon} - \frac{1}{3}} \quad (\text{C8})$$

The function  $J(\epsilon)$  has a pole at  $\epsilon = \epsilon_0 = \log 3 / (2m)$ . Near the pole,

$$J(\epsilon) \approx \frac{1}{2m} \frac{1}{\epsilon_0 - \epsilon} \quad (\text{C9})$$

We now keep  $\epsilon$  finite and take the limit  $m \rightarrow \infty$ . The residue of the pole vanishes at  $m = \infty$  and transforms into a branch cut. A simple analysis of (C8) shows that  $J(\epsilon)$  jumps by a finite number between  $\epsilon < 0$  and  $\epsilon > 0$ :

$$J(\epsilon) \approx 1 + \frac{1}{3} e^{-2m|\epsilon|} \quad \text{at } \epsilon < 0 (\tilde{z} > 1) \quad (\text{C10})$$

and

$$J(\epsilon) \approx -3e^{-2m\epsilon} \quad \text{at } \epsilon > 0 (\tilde{z} < 1) \quad (\text{C11})$$

Because all derivatives of  $J(\epsilon < 0)$  vanish at  $m = \infty$ , the natural analytical continuation of  $J$  from  $\epsilon < 0$  ( $\tilde{z} > 1$ ), where the series in (C1) converge to  $\epsilon > 0$  ( $\tilde{z} < 1$ ) is to just set  $J(\epsilon) \equiv 1$  for  $\epsilon > 0$ . Substituting into (C6) we find that the corresponding  $\hat{G}_R(z)$  has the same form as the analytic  $\hat{G}_R(y)$  from (C4), rotated to the imaginary axis. We verify that Eq. (C4) is reproduced in the analytical continuation through the branch cut along any direction in the plane of the complex  $z$ .

The outcome of this analysis is that the summation of the infinite series for the self-energy outside the range of convergence should be accompanied by a proper analytical continuation. The latter can be done by considering a finite number of terms in the sum and taking the limit in which this number approaches infinity.

The analytic Green's function  $\hat{G}_R(\omega + i0)$  has three  $\delta$ -functional peaks: a central peak at  $\omega = -\sqrt{2\beta}\omega_0$ , with the residue  $Z_1 = 1/2$  and two satellite peaks at  $\omega = 0$  and  $\omega = -2\sqrt{2\beta}\omega_0$ , each with the residue  $Z_0 = 1/4$ . The central peak is at the same location as for free fermions (with the same  $\mu$ ). Half of the weight of this peak moves to satellite peaks. This is quite different from the result of eikonal summation for the same  $\chi(\Omega_m) = \delta(\Omega_m)$ . There, the free-fermion peak at  $\omega = -\mu = \beta\omega_0$  broadens into a Gaussian.

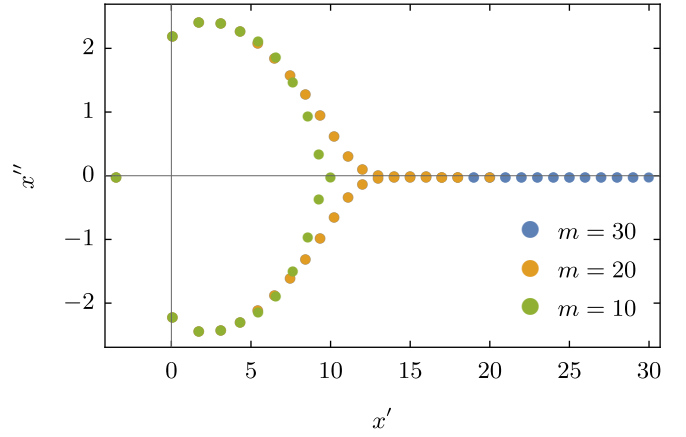


FIG. 36. The location of the poles in  $\bar{G}_R^{(m)}(z)$  in the plane of complex  $z = x' + ix''$  for  $m = 10, 20, 30$ . The structure of the poles at a finite distance from the real axis does not change with  $m$ , the new poles as  $m$  increases appear at larger  $z$  very near the real axis.

#### b. An Einstein boson

For  $\chi(\Omega_m) = 2\omega_0 / (\Omega_m^2 + \omega_0^2)$  the rainbow series yields

$$\bar{\Sigma}_R(\bar{\omega}) = \frac{\beta}{\bar{\omega} + \bar{\mu} - 1} + \frac{\beta^2}{(\bar{\omega} + \bar{\mu} - 1)^2(\bar{\omega} + \bar{\mu} - 2)} + \dots \quad (\text{C12})$$

where, we recall,  $\bar{\omega} = \omega/\omega_0$  and  $\bar{\mu} = \mu/\omega_0$ . Eq. (C12) be re-expressed in terms of  $x = \bar{\omega} + \bar{\mu}$  as

$$\begin{aligned} \bar{\Sigma}_R(x, \beta) &= \sum_{n=1}^{\infty} \frac{\beta^n}{x - n} \left( \prod_{m=1}^{n-1} \frac{1}{(x - m)} \right)^2 \\ &= \sum_{n=1}^{\infty} \frac{\beta^n}{x - n} \frac{1}{((1 - x)_{n-1})^2} \end{aligned} \quad (\text{C13})$$

where  $(a)_b$  is a Pochhammer function. The sum converges for all non-integer  $x$  and diverges quadratically at positive integer  $x$ . Around each  $x = m$ , the Green's function  $\bar{G}_R(x)$  scales as  $(x - m)^2$ . The summation in (C13) can be easily done numerically. We show the result in Fig. 37. We see that  $\bar{G}_R(x, \beta)$  has a single pole at negative  $x = -x_0$  and a number of zeros at integer positive  $x = m$ . The condition that the density  $n = 0+$  confines this pole to  $\omega = 0$ , i.e., it sets  $\bar{\mu} = -x_0$ . The residue of the pole  $Z$  can be obtained by expanding each term of the series for  $\Sigma_R(\omega, \beta)$  to the linear order in  $\omega$ . Collecting the prefactors, we obtain

$$Z^{-1} = 1 + \sum_{n=1}^{\infty} \beta^n D_n \quad (\text{C14})$$

where

$$D_n = 2 \frac{\Psi(n - \bar{\mu}) - \Psi(1 - \bar{\mu})}{((1 - \bar{\mu})_{n-1})^2 (n - \bar{\mu})} + \frac{1}{((1 - \bar{\mu})_n)^2}, \quad (\text{C15})$$

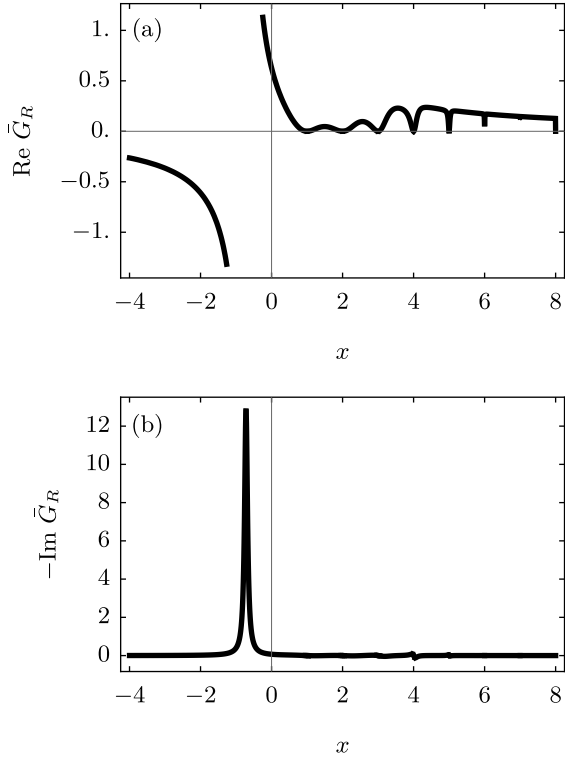


FIG. 37. The real (a) and imaginary (b) parts of the Green's function  $\bar{G}_R(x + i0)$  on the real axis, obtained by the numerical summation of infinite diagrammatic series in (C13). The function  $\bar{G}_R(x + i0)$  has a single pole at a negative  $x$  and a number of zeros at integer positive  $x = m$ . Around each zero the function is quadratic and the slope rapidly increases with increasing  $m$ .

and  $\Psi(x)$  is the di- $\Gamma$  function. For  $\beta \gg 1$ ,  $Z \approx 0.25$  (one needs a truly large  $\beta \sim 10^3$  to reach this value). For smaller  $\beta$ ,  $Z$  is larger but still smaller than one. Because there is only one pole with residue  $Z < 1$ , the condition  $\int_{-\infty}^{\infty} dx \text{Im} \bar{G}_R(x + i0, \beta) = 1$  is not satisfied, suggesting that  $\bar{G}_R(z, \beta)$  has poles in the upper half-plane of complex  $z = x' + ix''$ , i.e., it is not a retarded function function. There is no requirement that the full Green's function in the rainbow approximation has to be retarded because this approximation is not a self-consistent one (the reducible diagrams for  $G_R(x, \beta)$  are not included into the dressing of the propagator of an internal fermion in the diagrammatic series for  $\Sigma_R(x, \beta)$ ).

To analyze the structure of  $\bar{G}_R(z, \beta)$  we again introduce the partial sum

$$\bar{\Sigma}_R^{(m)}(x, \beta) = - \sum_{n=1}^m \frac{\beta^n}{n-x} \frac{1}{((1-x)_{n-1})^2} \quad (\text{C16})$$

and analyze the positions of the poles of  $\bar{G}_R^{(m)}(z, \beta) = 1/(z - \bar{\Sigma}_R^{(m)}(z, \beta))$  at a given  $m$ . We show the results

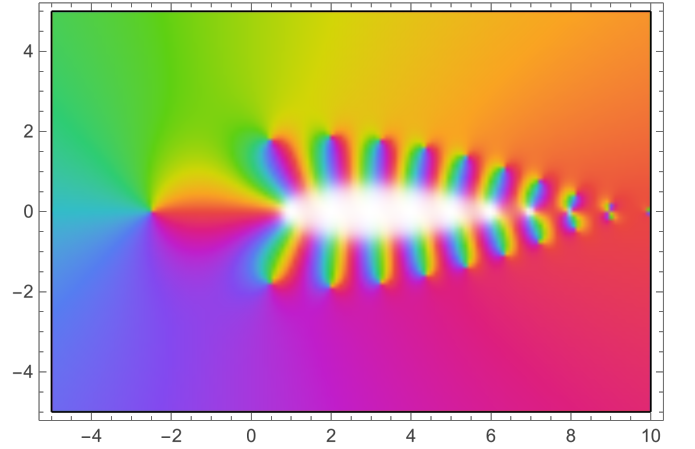


FIG. 38. The color plot of the argument of  $1/\bar{G}_R(z, \beta)$  in the complex plane. The points, around which the argument varies by  $2\pi$  under anticlockwise rotation, are the dynamical vortices – the zeros of  $1/\bar{G}_R(z, \beta)$ , i.e., the poles of  $\bar{G}_R(z, \beta)$ .

for  $m = 10, 20, 30$  in Fig. 36. For each  $m$ , there are two poles strictly along the real axis, one at negative and one at positive  $x$ , and  $2(m-1)$  poles in the complex plane, with  $m-1$  poles in the upper half-plane of  $z$ . This is similar to the case of  $\delta$ -functional  $\chi(\Omega_m)$ , but there is one crucial difference: the positions and residues of a finite number  $m_0 \sim \sqrt{\beta}$  of these poles do not vary with  $m$  at  $m \gg m_0$  and remain separated with finite residues  $Z_i \sim 1/\beta^{1/4}$  in the limit  $m \rightarrow \text{infity}$ . The residues of all other poles vanish exponentially with  $m$  as  $Z_i \sim (m_0/m)^{m_0}$ . Of the two poles on the real axis, the one at negative  $x = -x_0$  ( $x_0 \approx -1.35\sqrt{\beta}$  at large  $\beta$ ) has a  $m$ -independent residue  $Z$ , which approaches  $1/4$  at large  $\beta$ , as we just said, while the residue of the other pole vanishes exponentially at  $m \rightarrow \infty$ . Because a finite number of poles in the upper half-plane remain at  $m = \infty$ , the function  $\bar{G}_R^{(m=\infty)}(z, \beta) = \bar{G}_R(z, \beta)$  is obviously non-analytic.

After some extensive analysis, we found the closed-form analytical expression for the sum in (C13):

$$\bar{\Sigma}_R(x, \beta) \equiv \frac{\beta}{x-1} {}_2F_1[1; 1-x, 2-x; \beta] \quad (\text{C17})$$

where  ${}_2F_1[a; b; c]$  is a generalized Hypergeometric function. This function perfectly matches the result of the numerical summation in (C13). The exact solution is advantageous in that it can be easily extended to the upper complex plane by replacing  $x$  by  $z$ . In Fig. 38 we plot the argument of  $1/\bar{G}_R(z, \beta)$  in the complex plane. The points around which the argument varies by  $2\pi$  under an anticlockwise rotation are the zeros of  $1/\bar{G}_R(z, \beta)$ , i.e., the poles of  $\bar{G}_R(z, \beta)$ . We see that there are indeed poles in the upper half-plane at  $m \rightarrow \infty$ . This confirms that  $\bar{G}_R(z, \beta)$  is not an analytic function. The conclusion here is that the rainbow approximation for the interaction with an

Einstein phonon should not be used, as it leads to an unphysical result for the Green's function.

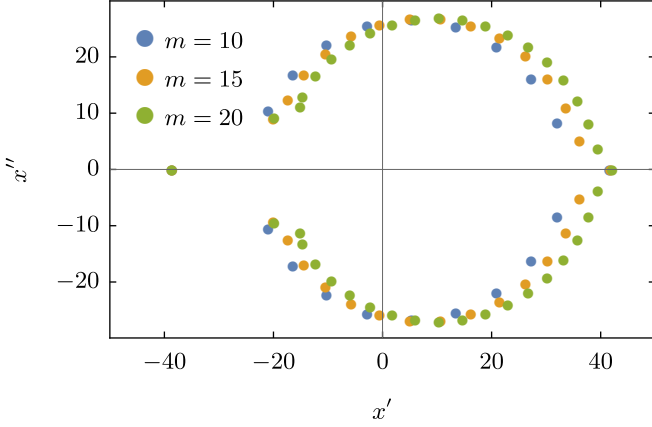


FIG. 39. The location of the poles of  $\bar{G}_R^{(m)}(z)$ ,  $z = x' + ix''$ , for  $\beta = 800$  and  $m = 10, 15$ , and  $20$ . The structure of the poles is essentially the same as in Fig. 35.

In this regard, we note that the results for the  $\delta$ -functional propagator are reproduced if we take the double limit  $m \rightarrow \infty$  and  $\beta \rightarrow \infty$  and keep  $\beta^2 \gg m$ . In this limit, the density of the poles in the upper half-plane increases with  $m$ , and the poles eventually form a branch cut along a circle with a radius equal to  $\sqrt{\beta}$ , see Fig. 39. This is the same structure as we found above. The two poles on the real axis move to  $x = \pm\sqrt{2\beta}$  outside of the circle, and their residues become equal and approach  $1/4$ . The analytic Green's function in this limit is obtained via analytical continuation through the branch and has an additional pole at  $x = 0$ , with the residue  $1/2$ .

## 2. Self-consistent one-loop approximation

We now extend the perturbation series to include all renormalizations of the internal fermionic propagator in the self-energy diagram, e.g., two subsequent rainbow renormalizations. We show the corresponding diagrams in Fig. 40. The sum of the diagrammatic series can be formally represented in a compact form by replacing the internal fermionic line by the fully renormalized Green's function. However, this substitution is fully justified only

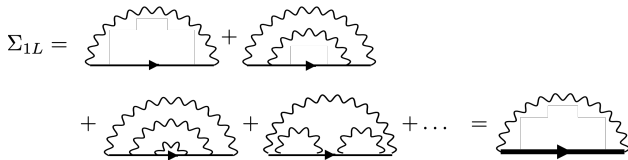


FIG. 40. Diagrams contributing to the self-consistent one-loop self-energy, shown through third order. Bold arrowed line denotes the fully dressed (self-consistent) Green's function.

when the series converge. When they do not, the series have to be analytically continued, as we did in the previous section.

As before, we first consider a boson with a  $\delta$ -functional propagator and then show the results for an Einstein boson.

### a. A $\delta$ -functional bosonic propagator

We use the same notation, Eq. (C3), as before. The analytic expression for the self-energy is

$$\begin{aligned} \hat{\Sigma}_{1L}(y) &= \frac{1}{y} \left( 1 + \frac{1}{y^2} + \frac{2}{y^4} + \frac{5}{y^6} + \frac{14}{y^8} + \dots \right) \\ &= \frac{1}{y} \left( \sum_{n=0}^{\infty} \left( \frac{1}{y^2} \right)^n \frac{(2n)!}{n!(n+1)!} \right) \end{aligned} \quad (\text{C18})$$

Using the Stirling formula for factorials, one can easily verify that the series converge for  $y > 2$ . For such  $y$ , the summation of the infinite series yields

$$\hat{\Sigma}_{1L}(y) = \frac{1}{y} \frac{2}{1 + \sqrt{1 - \frac{4}{y^2}}} \quad (\text{C19})$$

Substituting into  $(\hat{G}_{1L}(y))^{-1} = y - \hat{\Sigma}_{1L}(y)$ , we obtain

$$\hat{G}_{1L}(y) = \frac{2}{y + \sqrt{y^2 - 4\text{sign}y}} \quad (\text{C20})$$

The same result is obtained if we replace the series for  $\hat{\Sigma}_{1L}$  by an effective one-loop expression

$$\hat{\Sigma}_{1L}(y) = \hat{G}_{1L}(y) \quad (\text{C21})$$

and solve the self-consistent equation

$$(\hat{G}_{1L}(y))^{-1} = y - \hat{G}_{1L}(y) \quad (\text{C22})$$

subject to  $\hat{G}_{1L}(y) = 1/y$  at  $|y| \rightarrow \infty$ .

Taken on its own, the function  $\hat{G}_{1L}(y)$  in (C20) is valid for all  $y$ , and its extension into the upper half-plane of  $y$  is an analytic function. The imaginary part of the Green's function is

$$\text{Im}\hat{G}(y + i0) = -\sqrt{1 - \frac{y^2}{4}}\theta(|y| - 2) \quad (\text{C23})$$

where  $\theta(x) = 1$  when  $x < 0$ . The corresponding DOS in units of the actual  $\omega$  is

$$N(\omega) = \frac{2}{\pi\omega_0\sqrt{\beta}} \sqrt{\frac{\omega}{4\omega_0\sqrt{\beta}} \left( 1 - \frac{\omega}{4\omega_0\sqrt{\beta}} \right)}, \quad x < 4\omega_0\sqrt{\beta} \quad (\text{C24})$$

We show this DOS in Fig.. The normalization condition  $-(1/\pi) \int_{-\infty}^{\infty} \text{Im}\hat{G}(y + i0) = 1$  is satisfied.

It is tempting to associate  $\hat{G}_{1L}(y + i0)$  from (C20) with the true retarded Green's function, and we argue below that this is indeed true. However, we recall that the perturbation series converge only for  $|y| > 2$ , while  $\text{Im}\hat{G}(y+i0)$  is non-zero at  $y < 2$ , when there is no convergence. This again implies that an analytical continuation is required.

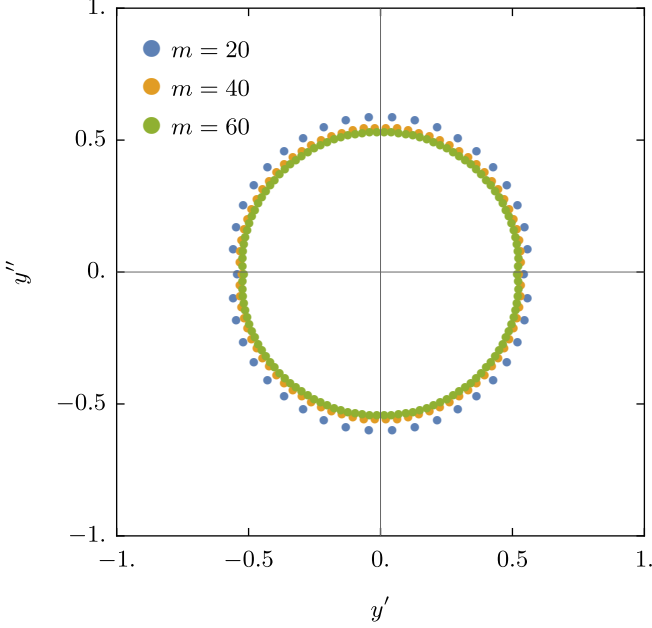


FIG. 41. Poles of  $\hat{G}_{1L}^{(m)}(1/z)$  for complex  $z = y' + iy''$  in the self-consistent one-loop approximation for phonon  $\chi(\Omega_m) = \delta(\Omega_m)$ . The results are for  $m = 20, 40$  and  $60$ . As  $m$  increases, the poles get denser and their residues decrease. At  $m = \infty$  the former poles form a branch cut along a circle with radius  $|z| = 2$  ( $1/|z| = 1/2$ ).

To proceed, we again introduce the partial sum for the self-energy

$$\hat{\Sigma}_{1L}^{(m)}(y) = \frac{1}{y} \sum_{n=0}^m \left(\frac{1}{y^2}\right)^n \frac{(2n)!}{n!(n+1)!} \quad (\text{C25})$$

The sum can be evaluated exactly. To shorten the presentation, we present the result for  $\hat{G}_{1L}^{(m)}(y) = 1/(y - \hat{\Sigma}_{1L}^{(m)}(y))$ . It is

$$\left(\hat{G}_{1L}^{(m)}(y)\right)^{-1} = \frac{y + \sqrt{y^2 - 4}\text{sign}y}{2} + \frac{1}{y^{2m+1}} \frac{(2m)!}{m!(m+1)!} \left(-1 + {}_2F_1\left(1, \frac{1}{2} + m2 + m, \frac{4}{y^2}\right)\right) \quad (\text{C26})$$

where  ${}_2F_1$  is a Hypergeometric function. Analyzing the location of the poles of  $\hat{G}_{1L}^{(m)}$  (zeros of  $(\hat{G}_{1L}^{(m)})^{-1}$  from (C26)) at a given  $m$ , we again find a set of poles in the complex plane of  $z = y' + iy''$  (see Fig. 41). When  $m$  increases, the poles become more dense and their residues decrease. At  $m \rightarrow \infty$ , there appears a circle in the complex plane of  $z$  with a radius equal to 2, where  $\hat{\Sigma}_{1L}^{(m)}(z)$  has a cut branch. Then one needs to continue analytically through the branch cut to obtain an analytic retarded function  $\hat{\Sigma}_{1L}^{ret}(z)$ . To see how to do this, let us move through the branch cut along the real  $z = y$ . We set  $y = 2(1 - \epsilon)$  and treat  $\epsilon$  as small. Substituting into

(C26), we find

$$\left(\hat{G}_{1L}^{(m)}(y)\right)^{-1} = \frac{y + \sqrt{y^2 - 4}\text{sign}y}{2} + \frac{e^{(2m+1)\epsilon}}{\sqrt{\pi m}}. \quad (\text{C27})$$

For  $\epsilon < 0$  the last term exponentially approaches zero at  $m \rightarrow \infty$ , indicating that the series of perturbations converge. At  $\epsilon > 0$ , it diverges, signaling the divergence of the perturbation series. Because all derivatives of the second term in (C27) vanish at  $m \rightarrow \infty$  taken at  $\epsilon < 0$ , the natural analytic continuation through the branch cut is to set this term equal to zero at  $m \rightarrow \infty$  taken at  $\epsilon > 0$ .

Doing this, and setting  $m \rightarrow \infty$  we obtain

$$\left(\hat{G}_{1L}(y)\right)^{-1} = \frac{y + \sqrt{y^2 - 4\text{sign}y}}{2} \quad (\text{C28})$$

which coincides with (C20). We see therefore that the solution of the self-consistent one-loop equation for  $\hat{G}_{1L}(y)$  is valid for all  $y$  and yields a semi-circular DOS centered at  $y = 0$ , yet to justify this result coming from the perturbation theory one has to identify the branch cut and analytically continue through it.

*b. an Einstein boson*

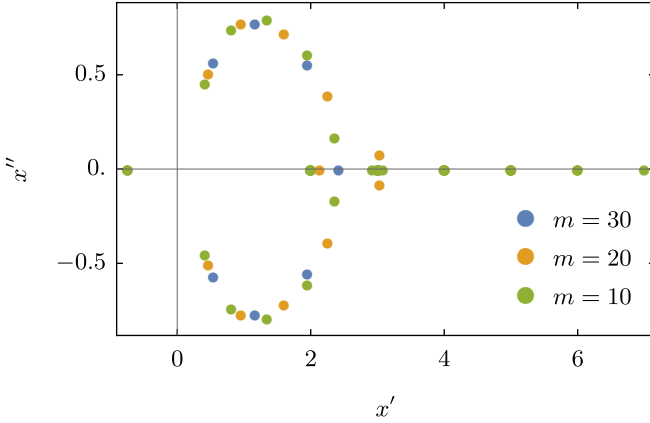


FIG. 42. Self-consistent one-loop approximation for an Einstein phonon. Poles of  $\bar{\Sigma}_{1L}^{(m)}(z)$  for complex  $z = x' + ix''$  for  $m = 5, 6$  and  $7$ . Contrary to the case of rainbow approximation, Fig. 36, the poles away from the real axis get more dense with increasing  $m$ .

$$\begin{aligned} \bar{\Sigma}_{1L}(x, \beta) = & \frac{\beta}{x-1} + \frac{\beta^2}{(x-1)^2(x-2)} + \frac{\beta^3}{(x-1)^2(x-2)^2} \left( \frac{1}{(x-3)} + \frac{1}{x-1} \right) \\ & + \frac{\beta^4}{(x-1)^2(x-2)^2} \left( \frac{1}{(x-3)^2(x-4)} + \frac{1}{(x-2)(x-3)^2} + \frac{2}{(x-1)(x-2)(x-3)} + \frac{1}{(x-1)^2(x-2)} \right) + \dots \end{aligned} \quad (\text{C29})$$

As before, we introduce a partial sum of  $m$  terms,  $\bar{\Sigma}_{1L}^{(m)}(x, \beta)$  and analyze the poles of  $\bar{G}_{1L}^{(m)}(z, \beta)$  in the complex plane of  $z = x' + ix''$ . We show the results for  $m = 5, 6$  and  $7$  in Fig. 42. We see that there are poles very close to the integer  $x' = n$  on the real axis and poles in the complex plane, half of which are in the upper half-plane. This implies that  $\bar{\Sigma}_{1L}^{(m)}(z, \beta)$  is a non-analytic function at a finite  $m$ , like we found in the rainbow approximation for an Einstein phonon. However, contrary to the rainbow approximation, the number of poles away from the real axis increases with  $m$ , i.e., the poles become

For  $\chi(\Omega_m) = 2\omega_0/(\Omega_m^2 + \omega_0^2)$  we again use  $x = \tilde{\omega} + \tilde{\mu}$ . The perturbation series for the self-energy yield

more dense (this is best seen in Fig. 42 for  $0 < x' < 2$ ). We conjecture that at  $m = \infty$  these poles form a branch cut along some closed contour, in which case the analytic  $\bar{\Sigma}_{1L}(x, \beta)$  is obtained by an analytical continuation through the branch cut, as for the case of a  $\delta$ -functional  $\chi(\Omega_m)$ .

To proceed, we note that the diagrammatic series for  $\bar{\Sigma}_{1L}(x, \beta)$  can be cast into the form of continued fractions, as in the eikonal calculation in the main text. Namely,

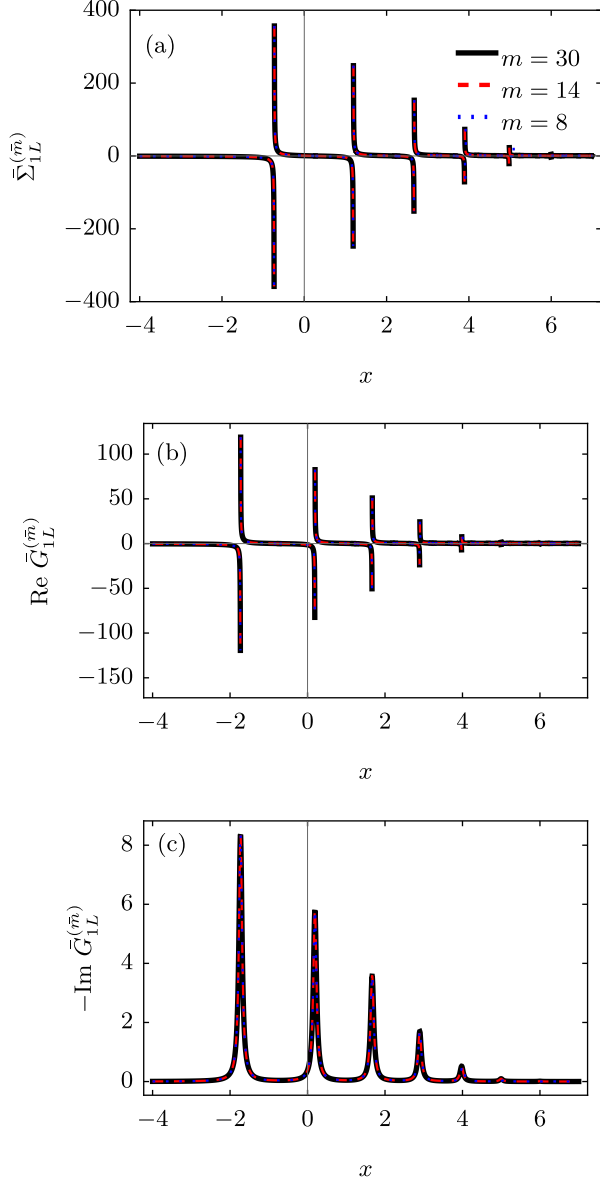


FIG. 43. Self-consistent one-loop approximation for an Einstein phonon. (a) Self-energy  $\bar{\Sigma}_{1L}^{(\bar{m})}(x, \beta)$  recast as continued fractions, with  $\bar{m}$  terms retained in the fractions. The results are for  $\beta = 3$  and  $\bar{m} = 8, 14, 30$ . There is essentially no difference between the expressions for these  $\bar{m}$ , which implies that this is the correct result for the actual  $\Sigma_{1L}(x, \beta)$ . (b) The real part of the Green's function  $\text{Re } \bar{G}_{1L}^{(\bar{m})}(x, \beta)$ . The results for all three values of  $\bar{m}$  are essentially identical implying that this is the true  $\bar{G}_{1L}(x, \beta)$ . (c) The imaginary part of the Green's function  $-\text{Im } \bar{G}_{1L}^{(\bar{m})}(x, \beta)$ , consisting of a set of  $\delta$ -functions. For better presentation we added the damping  $\gamma = 0.05$ .

Eq. (C29) can be re-expressed as

$$\bar{\Sigma}_{1L}(x, \beta) = \frac{\beta}{x - 1 - \beta G_2(x, \beta)}, \quad (\text{C30})$$

$$G_2(x, \beta) = \frac{1}{x - 2 - \beta G_3(x, \beta)}$$

$$\dots$$

$$G_n(x, \beta) = \frac{1}{x - n - \beta G_{n+1}(x, \beta)} \quad (\text{C31})$$

We argue that, as in the eikonal case, the high-order terms in the series with  $\bar{m} > O(\sqrt{\beta})$  are small and irrelevant. To see this, we introduce partial sums of  $\bar{m}$  terms and label them as  $\bar{\Sigma}^{(\bar{m})}_{1L}(x, \beta)$ . We plot  $\bar{\Sigma}^{(\bar{m})}_{1L}(x, \beta)$  in Fig. 43a for  $\beta = 3$  and  $m = 10, 14$  and  $30$ . We see that the results are virtually indistinguishable between these  $\bar{m}$ . We verified that the self-energy stays the same for larger  $\bar{m}$ . In panels (b) and (c) of this figure we plot the real and imaginary parts of the Green's function for the same  $\bar{m}$ . Re-expressing the last result in terms of  $\omega$ , we see that the DOS consists of series of  $\delta$ -functional peaks, like the eikonal DOS in the main text. We verified that the first peak is at  $x = -x_0$ , and  $x_0 \propto \sqrt{\beta}$ . This sets the value of the chemical potential at  $\mu = -\omega_0 x_0$ . We do a more detailed comparison with the eikonal DOS in the following.

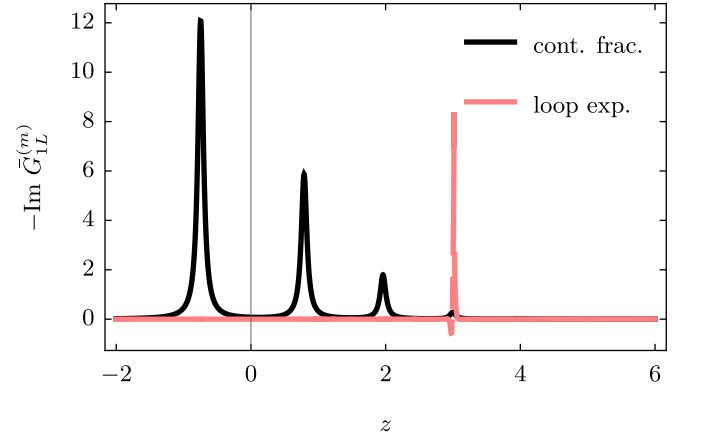


FIG. 44. Self-consistent one-loop approximation for an Einstein phonon. The The DOS obtained (i) using  $\bar{G}_{1L}^{(m)}(z, \beta)$  from the loop expansion for  $m = 8$  (an orange line) and (ii) using the continued fractions series with the same number of terms (a blue line). The DOS from continued fractions is very close to the exact DOS, while the one from the loop expansion is very different.

It is instructive to compare the direct perturbative expansion and continued fraction series taken to the same order. In Fig. 44 we compare the DOS in the two approaches for  $m = \bar{m} = 8$ . We see that the DOS obtained using the continued fractions form for the self-energy (the blue line) essentially reproduces the true DOS, whereas

the perturbative result is very far from it. This is another indication that the direct loop expansion does not converge and requires an analytical continuation, while the continued fractions series for the self-energy nicely converge.

Direct loop expansion still yields reliable results at small  $\beta$ . Here, one can expand near each integer  $x = n$  as  $x = n + \delta_n$  and obtain the set of poles at small  $\delta_n$  and find their residues. As an example, consider  $n = 1$ . A straightforward analysis of the diagrammatic series leading to (C29) shows that the self-energy  $\bar{\Sigma}_{1L}(1 + \delta, \beta)$  is

$$\bar{\Sigma}_{1L}(1 + \delta, \beta) = 1 - \frac{\beta}{\delta} + \left(\frac{\beta}{\delta}\right)^2 - \left(\frac{\beta}{\delta}\right)^3 + \left(\frac{\beta}{\delta}\right)^4 + \dots \quad (\text{C32})$$

The series are conditionally convergent and yield  $\bar{\Sigma}_{1L}(1 + \delta, \beta) = 1/(1 + \beta/\delta)$ . The Green's function for vanishing  $\delta$  is then

$$\bar{G}_{1L}(1 + \delta, \beta) \approx \frac{\beta}{\delta} \quad (\text{C33})$$

The Green's function has a pole at  $x = 1$ , with residue  $\beta$ . Equivalently, one can obtain  $\bar{G}_{1L}(\delta, \beta) \approx 1/(\delta + \beta)$ ,  $\bar{G}_{1L}(2 + \delta, \beta) \approx (\beta^2/4)/(\delta - \beta^2/2)$ , etc. The resulting DOS consists of the set of poles near integer  $x$  with residues  $Z_n = 1/(n!)^2$ . This is qualitatively similar to the DOS at larger  $\beta = 3$  in Fig. 43.

Finally, after extensive analysis, we found the exact analytical expression for  $\bar{G}_{1L}(x, \beta)$ . For this we re-expressed (C29) as the non-linear equation

$$(\bar{G}_{1L}(x))^{-1} = x - \beta \bar{G}_{1L}(x - 1) \quad (\text{C34})$$

and analyzed it. We found that this equation allows for infinite sets of solutions in the form

$$\bar{G}_{1L}(x, \beta) = \frac{1}{\sqrt{\beta}} \frac{J_x(2\sqrt{\beta}) (\cos \pi x + C(x) \sin \pi x) - J_{-x}(2\sqrt{\beta})}{J_{x+1}(2\sqrt{\beta}) (\cos \pi x + C(x) \sin \pi x) + J_{-(x+1)}(2\sqrt{\beta})} \quad (\text{C35})$$

where  $C(x)$  is an arbitrary function, which can even be complex. The functional form of  $C(x)$  is fixed by the requirement that a physically meaningful solution must satisfy the boundary condition  $\bar{G}_{1L}(x, \beta) \approx 1/x$  at the largest  $|x|$ . A simple experimentation shows that this holds when  $C(x) = -\cot \pi x$ . With this choice,

$$\bar{G}_{1L}(x, \beta) = \frac{1}{\sqrt{\beta}} \frac{J_{-x}(2\sqrt{\beta})}{J_{-(x+1)}(2\sqrt{\beta})} \quad (\text{C36})$$

A very similar result has been obtained in the analysis of the Green's function of a single hole in an Ising antiferromagnet, also within a self-consistent one-loop approximation [83].

We plot  $\text{Im } \bar{G}_{1L}(x, \beta)$  in Fig. 45 a. We see that it consists of the set of  $\delta$ -functions at some  $\beta$ -dependent  $x$ . In Fig. 45b we compare  $\text{Im } \bar{G}_{1L}(x, \beta)$  with  $\text{Im } \bar{G}_{1L}^{(m)}(x, \beta)$

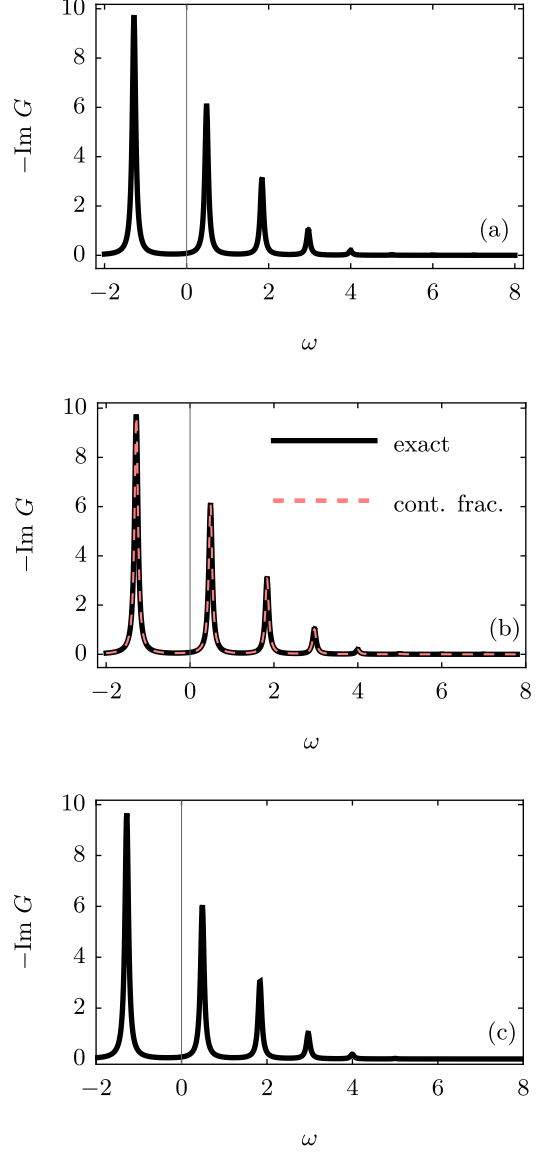


FIG. 45. (a) The exact  $\text{Im } \bar{G}_{1L}(x + 0.01i, \beta)$  within one-loop approximation for an Einstein phonon (see Eq. C31); (b) The comparison between the exact  $\text{Im } \bar{G}_{1L}(x + 0.01i, \beta)$  and  $\text{Im } \bar{G}_{1L}^{(m)}(x + 0.01i, \beta)$  obtained from the continued fractions series for  $m = 30$ ; (c)  $\text{Im } \bar{G}_{1L}(x + 0.01i, \beta)$  obtained by the numerical solution of Eq. C34. Here  $\beta = 2$ .

obtained from the continued fraction series for  $m = 30$ . We see that the two functions are essentially identical. For larger  $\beta \sim 10^2$ , more terms in the continuation fractions are needed to reproduce the exact result. For completeness, in Fig. 45c we present the numerical solution of Eq. (C34). We see that it coincides with the exact result. In Fig. 46 we plot the argument of the complex  $1/\bar{G}_{1L}(z, \beta)$  from (C36). We see that there are no dynamical voices in the upper half-plane, which means



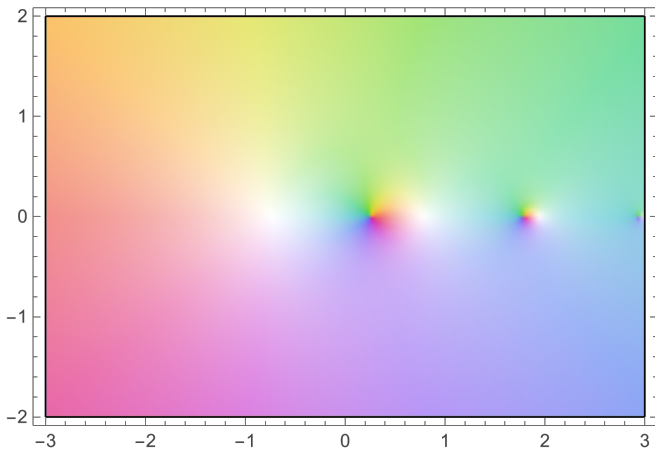


FIG. 46. The color plot of the argument of  $1/\bar{G}_{1L}(z, \beta)$  in the complex plane, where  $\bar{G}_{1L}(z, \beta)$  is the solution of (C36). The points around which the phase varies by  $2\pi$  under anticlockwise rotation are the zeros of  $1/\bar{G}_{1L}(z, \beta)$ , i.e., the poles of  $\bar{G}_{1L}(z, \beta)$ . We see that the poles are confined to the real axis, and there are no poles in the upper half-plane. This implies that  $\bar{G}_{1L}(z, \beta)$  is an analytic function.

that  $\bar{G}_{1L}(z, \beta)$  is an analytic function. We verify that condition  $(1/\pi) \int_{-\infty}^{\infty} \text{Im} \bar{G}_{1L}(x, \beta) dx = 1$  is satisfied.

### 3. Comparison with the eikonal calculation

We now compare the results of the rainbow and self-consistent one-loop approximations, which both neglect vertex corrections, with the Green's function that we obtained in the main text using the eikonal computational technique which includes vertex corrections on equal footings with the renormalization of the propagator of an intermediate fermion. We recall that eikonal calculation reproduces the exact Green's function of the Holstein model at zero density.

The Green's function, obtained within the rainbow approximation for the interaction with an Einstein phonon is non-analytic and qualitatively different from the ones obtained in the eikonal and self-consistent one-loop approaches. This shows that neglecting the renormalization of the Green's function of an intermediate fermion is a very crude approximation, which does not reproduce the very basic features of the true Green's function.

The Green's function obtained in the self-consistent one-loop approximation is closer to the exact result, but still substantially differs from it, particularly at large  $\beta$ . For a  $\delta$ -functional phonon propagator, the DOS in this approximation is a broad continuum, whose width is the same as the frequency at which  $\text{Im} G(\omega)$  has a maximum – both are  $\sqrt{2\beta}\omega_0$  at large  $\beta$ . The exact DOS is also continuous and is peaked at a finite frequency  $\omega = \beta\omega_0$ , however the peak is narrow at large  $\beta$  – its width,  $\sqrt{2\beta}\omega_0$ ,

is smaller by  $\sqrt{2/\beta}$  than its position (see Fig. 47).

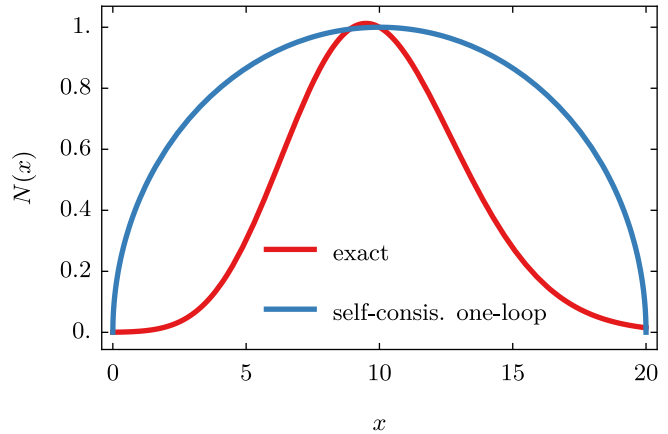


FIG. 47. The exact DOS for the  $\delta$ -functional phonon propagator,  $N(x) \propto e^{-\beta} \beta^x / x!$ , plotted as a function of a continuous  $x$  vs the DOS in the self-consistent one-loop approximation for the same phonon propagator,  $N(x) \propto \sqrt{1 - (x - x_{max})^2 / x_{max}^2}$ . Both DOS are normalized to their maximal values, and we adjusted  $x_{max}$  to match the positions of the maxima. The exact DOS is substantially more narrow.

For an Einstein phonon, both the exact DOS and the one obtained within the self-consistent one-loop approximation consists of  $\delta$ -functional peaks at discrete  $\omega$ . However, the positions of the poles and the structure of their residues are different. The peaks in the exact DOS, reproduced in the eikonal calculation, are exactly at  $\omega = m\omega_0$  and their residues evolve with  $m$  as  $e^{-\beta} \beta^m / m!$ . The poles in the DOS obtained in the self-consistent one-loop approximation are away from  $\omega = m$  and their residues decrease with increasing  $m$ . The difference is not that substantial at small  $\beta$ , where the poles in  $G_{1L}(\omega + i0)$  are near integer  $\omega = m\omega_0$  and the residues  $Z_m$  decrease with increasing  $m$  even in the exact DOS, see Appendix B. For large  $\beta$ , the difference gets larger as in the exact DOS, the residues of the peaks are exponentially small at small  $m$  and increase to be of order  $1/\beta$  at  $m \approx \beta$ , while in the self-consistent one-loop approximation the residues of the peaks gradually decrease with increasing  $m$ . As a consequence, the description in terms of a narrow coherent peak at  $\omega = \beta\omega_0$  and a set of polarons with exponentially small residues, which we used in the main text as the point of departure for the evolution of the DOS with increasing bandwidth, is not applicable to the DOS in the self-consistent one-loop approximation. Because the two computational schemes differ in their treatment of vertex corrections, the results in this Appendix imply that keeping vertex corrections is crucial for proper description of the evolution of the DOS with increasing  $W$ .

We note in passing that within the eikonal approach, one can also introduce a partial sum of  $m$  terms in the order-by-order perturbation theory  $\bar{\Sigma}_e^{(m)}(x)$  and analyze



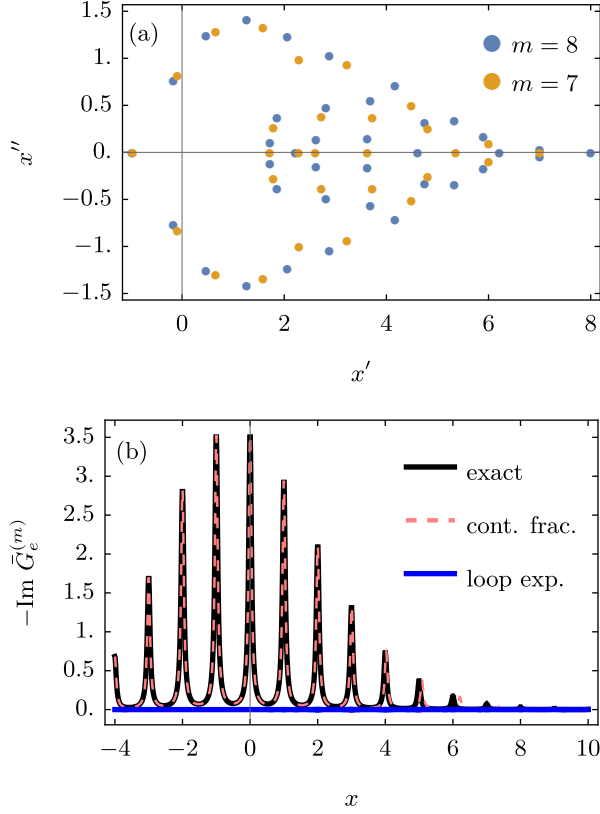


FIG. 48. (a) The poles of the partial  $\bar{G}_e^{(m)}(z)$  in the complex plane of  $z = x' + ix''$  (Green's function in the eikonal approach up to  $m$ -th order in the loop expansion) for  $m = 7$  and  $8$  (blue and orange dots). (b) The DOS obtained using  $\bar{G}_e^{(m)}(z)$  for  $m = 8$  and continued fractions series with the 30 terms. The DOS from continued fractions practically coincides with the exact DOS, while the one from the loop expansion is very different.

the poles of  $\bar{G}_e^{(m)}(z)$  in the complex plane of  $z = x' + ix''$ . We show the results in Fig. 48a. We again see poles in the upper half-plane of  $z$ , whose number increases with  $m$  indicating that the correct  $\bar{\Sigma}_e(x)$  is obtained by taking the limit  $m \rightarrow \infty$  together with the analytical continuation. In Fig. 48b we compare the DOS obtained by restricting the loop expansion for the self-energy at order  $m = 8$  and by taking equal number of terms in the continued fractions. We see that the continued fractions yield a DOS close to the exact one, while the DOS obtained from the perturbative expansion is very different.

#### Appendix D: Eikonal Green's function $G^e(\omega)$ in terms of $\Gamma$ -functions

The Kummer confluent hypergeometric function is related to the lower incomplete  $\Gamma$ -function  $\Gamma_L(s, x)$  by

$$\Gamma_L(s, x) = \frac{1}{s} e^{-x} x_1^s F_1(1, 1 + s, x) \quad (\text{D1})$$

The function  $\Gamma_L(x, x)$  is given by

$$\Gamma_L(s, x) = \int_0^x t^{s-1} e^{-t} dt \quad (\text{D2})$$

It can be re-expressed as  $\Gamma_L(s, x) = \Gamma(s) - \Gamma_U(s, x)$ , where  $\Gamma(s)$  is the ordinary  $\Gamma$ -function

$$\Gamma_L(s, x) = \int_0^\infty t^{s-1} e^{-t} dt \quad (\text{D3})$$

and  $\Gamma_U(s, x)$  is the upper incomplete  $\Gamma$ -function

$$\Gamma_U(s, x) = \int_x^\infty t^{s-1} e^{-t} dt \quad (\text{D4})$$

The relation between the Kummer confluent hypergeometric function and  $\Gamma$  and  $\Gamma_U$  is

$$\begin{aligned} \frac{1}{\omega_1} F_1\left(1, 1 - \frac{\omega}{\omega_0} - \beta\right) = \\ -\frac{e^{-\beta}}{\omega_0} (-\beta)^{\omega/\omega_0} \left[ \Gamma\left(-\frac{\omega}{\omega_0}\right) - \Gamma_U\left(-\frac{\omega}{\omega_0}, -\beta\right) \right] \end{aligned} \quad (\text{D5})$$

The r.h.s. of (D5) can be re-expressed as

$$-\frac{e^{-\beta}}{\omega_0} \frac{(\beta)^{\omega/\omega_0}}{\cos(\pi\omega/\omega_0)} \left[ \Gamma\left(-\frac{\omega}{\omega_0}\right) - \text{Re}\Gamma_U\left(-\frac{\omega}{\omega_0}, -\beta\right) \right] \quad (\text{D6})$$

The Green's function  $G^e(\omega)$  from Eq. (44) is expressed via these  $\Gamma$ -functions as

$$G^e(\omega) = -\frac{e^{-\beta}}{\omega_0} \frac{(\beta)^{\omega/\omega_0}}{\cos(\pi\omega/\omega_0)} \left[ \Gamma\left(-\frac{\omega}{\omega_0}\right) - \text{Re}\Gamma_U\left(-\frac{\omega}{\omega_0}, -\beta\right) \right] \quad (\text{D7})$$

For the retarded Green's function, we should shift  $\omega$  to  $\omega + i0$ . This should be done only in the ordinary  $\Gamma$ -function. In other places, the shift is irrelevant. We note that there is no divergence of  $G^e$  at  $\omega = -\omega_0(1/2 + n)$ , where  $n$  is an integer, as the vanishing of  $\cos(\pi\omega/\omega_0)$  is compensated for by the vanishing of the numerator because  $\text{Re}\Gamma_U(-(1/2 + n), -\beta) = \Gamma(-(1/2 + n))$  for any  $\beta$ . We also note that  $\text{Re}\Gamma_U(-\frac{\omega}{\omega_0}, -\beta)$  is non-singular for any  $\omega/\omega_0$ , including integer values. The poles of  $G^e(\omega)$  then come from the poles of the ordinary  $\Gamma$ -function  $\Gamma(-\omega/\omega_0 - i0)$ . The poles are at  $\omega = -m\omega_0$ , where  $m \geq 0$  is an integer. In Fig. 49 we plot real and imaginary parts of  $G^e(\omega)$  from (D7) along with real and imaginary parts of the exact Green's function of the single-site Holstein model at vanishing density  $n = 0+$

$$G^H(\omega, 0) = e^{-\beta} \sum_{m=0}^{\infty} \frac{\beta^m}{m!} \frac{1}{\omega + i\delta - m\omega_0}, \quad (\text{D8})$$

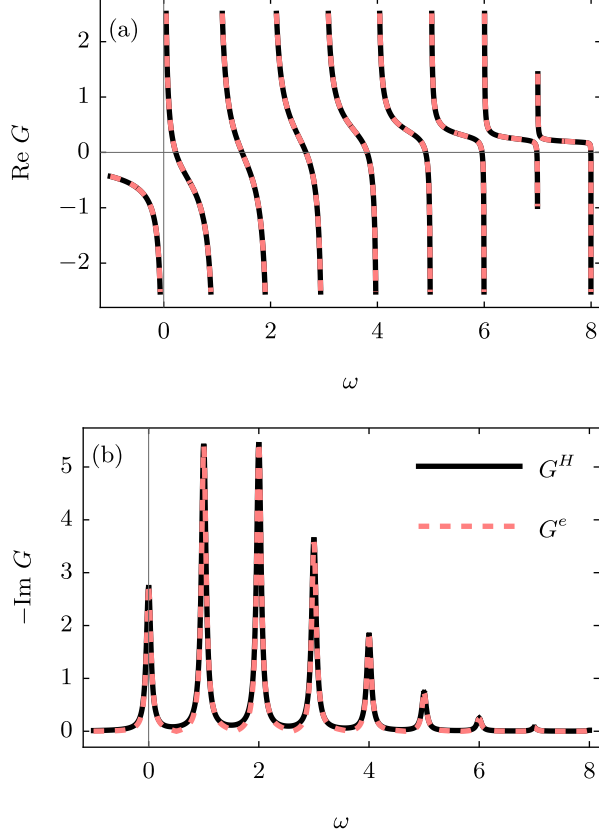


FIG. 49. Comparison of the (a) real and (b) imaginary parts of  $G^e$  with  $G^H$ . Here  $n \rightarrow 0^+$  and  $\beta = 2$ .

(Eq. (25) in the main text). We clearly see that  $G^e(\omega)$  coincides with  $G^H(\omega, 0)$ .

Next, we verified that the exact Green's function is the Fourier transform of  $G^e(\tau)$  from Eq. (43). Indeed, taking the Fourier transform, we obtain

$$G^e(\omega) = -\frac{e^{-\beta}}{\omega_0} \int_0^\infty dt e^{it\omega/\omega_0} e^{\beta e^t} \quad (\text{D9})$$

Evaluating the integral, we reproduce Eq. (D7). For completeness, we also verified, by expanding in  $\omega_0/\omega$ , that Eq. (D9) reproduces the eikonal series order by order. From this perspective, the most straightforward proof that eikonal series reproduce the exact solution of the single-site Holstein model is (i) the observation that eikonal series are reproduced by (D9) in order-by-order expansion, (ii) the equivalence between (D9) and (D7) and (iii) the equivalence between (D7) and (D8).

### Appendix E: Melting of polaron states near $\omega = \beta\omega_0$

In this Appendix, we discuss in more detail how individual polaron peaks at energies  $\omega \approx \beta\omega_0$  melt into

a continuum when the bandwidth  $W$  becomes of order  $\sqrt{\beta}\omega_0$ . The argument, which we present in the main text, is that at  $W = 0$ , the residues of the peaks, specified by  $m \approx \beta$ , are  $Z_m \propto 1/\sqrt{\beta}$ . At a finite  $W$ , each individual peak then transforms into a patch of width  $W_m \sim W Z_m \sim W/\sqrt{\beta}$ . The distance between individual peaks is  $\omega_0$ , so the patches start to overlap at  $W \sim \sqrt{\beta}\omega_0$ . Here we discuss in more detail how this process happens and how the DOS near  $\omega = \beta\omega_0$  evolves with  $W$  in this range of  $W$ . In particular, we obtain the imaginary part of the self-energy for these fermions.

We find it more advantageous here to use the Lang-Firsov canonical transformation [25, 27] rather than the diagrammatic theory. For convenience of a reader, we first list the known results and then describe our calculations.

#### 1. The known results

Lang-Firsov transformation is a convenient way to diagonalize the single-site Holstein Hamiltonian  $H$ :

$$H = \omega_0 \sum_i a_i^\dagger a_i + \sqrt{\beta}\omega_0 \sum_i c_i^\dagger c_i (a_i + a_i^\dagger) \quad (\text{E1})$$

We consider the Hamiltonian here and do not add the chemical potential  $\mu$ . Lang and Firsov demonstrated that this Hamiltonian can be exactly diagonalized via the unitary transformation

$$S = \exp \left[ -\sqrt{\beta} \sum_i n_i (a_i - a_i^\dagger) \right] \quad (\text{E2})$$

This transformation physically represents a shift in the equilibrium positions of the local oscillators in the presence of the electron. The transformed Hamiltonian  $\tilde{H} = S^\dagger H S$  becomes:

$$\tilde{H} = -\sum_i E_p n_i + \omega_0 \sum_i a_i^\dagger a_i \quad (\text{E3})$$

where  $E_p = \beta\omega_0$ . The retarded electron Green's function  $G^H(\omega)$  can be evaluated exactly by evaluating the overlap between the original and displaced oscillator states. The result is the same as Eq. (25):

$$G^H(\omega) = \sum_{m=0}^{\infty} \frac{Z_m}{\omega - E_m + i\eta} \quad (\text{E4})$$

where  $E_m = (m - \beta)\omega_0$  and  $Z_m$  has the Poisson distribution:

$$Z_m = e^{-\beta} \frac{\beta^m}{m!} \quad (\text{E5})$$

When the bandwidth is finite,  $H$  has the extra hopping term  $V = -t \sum_{i,j} c_i^\dagger c_j$ , which acts between different sites.

Under the Lang-Firsov transformation, this term term transforms into

$$\tilde{V} = S^\dagger V S = \sum_{i,j} t_{ij} c_i^\dagger c_j X_i^\dagger X_j \quad (\text{E6})$$

where  $t_{ij} = -t$  for nearest neighbors, and  $X_i = \exp[\sqrt{\beta}(a_i - a_i^\dagger)]$  is the phonon shift operator at site  $i$ .

To construct the Green's function for a finite  $W$ , it is convenient to transform to a momentum representation, i.e., transform from a localized state  $|j, m_j\rangle$  with  $m_j$  phonons at site  $j$  to the corresponding Bloch state with momentum  $k$ :

$$|k, m\rangle = \frac{1}{\sqrt{N}} \sum_j e^{ikR_j} |j, m_j\rangle \quad (\text{E7})$$

The first-order correction to  $E_m$  in Eq. (E4) is given by [16]

$$\Delta E_m(k) = \frac{1}{N} \sum_{i,j} t_{ij} e^{ik(R_i - R_j)} \langle 0_i, m_j | X_i^\dagger X_j | m_i, 0_j \rangle \quad (\text{E8})$$

The lattice matrix element factors into a product of local overlaps,  $\langle 0_i | X_i^\dagger | m_i \rangle \langle m_j | X_j | 0_j \rangle$ . Using

$$|\langle m | X | 0 \rangle|^2 = e^{-\beta} \frac{\beta^m}{m!} = Z_m \quad (\text{E9})$$

one obtains the dressed  $E_m$  in the form

$$E_m(k) = (m - \beta)\omega_0 + Z_m \epsilon_k \quad (\text{E10})$$

This shows that, at least to the first order in  $W$ , the correction to the level  $m$  from fermionic hopping comes with the factor  $Z_m$ . This is the same result that we obtained by analyzing the diagrammatic series at a finite  $W$ .

## 2. Our results

We compute the damping rate of fermions in patch  $m$  due to transitions to other patches. To do this, we evaluate the off-diagonal elements of the dressed hopping operator  $\tilde{V} = \sum_{i,j} t_{ij} c_i^\dagger c_j X_i^\dagger X_j$ . From physics perspective, these terms describe incoherent scattering processes in which a polaron changes its momentum and patch number, leaving behind a localized lattice excitation.

We evaluate the probability scattering rate  $\Gamma_m(k)$  using standard Fermi's Golden Rule. This calculation is exact at the leading order in  $W$ . We assume that the result for  $\Gamma_m(k)$  holds, at least qualitatively, at  $W \sim \sqrt{\beta}\omega$ . We consider an initial state  $|k, m\rangle$  and a final state  $|q, m'; p_j\rangle$  describing a scattered polaron with momentum  $q$  in patch  $m'$  and  $p$  phonons left at a lattice site  $j$ . The scattering rate  $\Gamma_m(k)$  is

$$\Gamma_m(k) = 2\pi \sum_{m',p} \sum_j \sum_q |\langle q, m'; p_j | \tilde{V} | k, m \rangle|^2 \delta(E_m(k) - E_{m'}(q) - p\omega_0) \quad (\text{E11})$$

where

$$\langle q, m'; p_j | \tilde{V} | k, m \rangle = \frac{1}{N} e^{i(k-q)R_j} \epsilon_q \langle m' | X^\dagger | 0 \rangle \langle p | X | m \rangle \quad (\text{E12})$$

Using (E9), we obtain

$$\sum_j |\langle q, m'; p_j | \tilde{V} | k, m \rangle|^2 = \frac{1}{N} \epsilon_q^2 Z_{m'} F_{m,p}(\beta) \quad (\text{E13})$$

where  $F_{m,p}(\beta) = |\langle p | X | m \rangle|^2$  is the Franck-Condon factor for the overlap between the initial  $m$ -phonon state and the remaining  $p$ -phonon state. For patches with  $m \approx \beta$  and  $p = O(1)$ ,  $F_{m,p} \sim 1/\sqrt{\beta}$ . Combing the components, we obtain

$$\Gamma_m(k) = 2\pi \sum_{m',p} Z_{m'} F_{m,p}(\beta) \times \int d\epsilon N_0(\epsilon) \epsilon^2 \delta((m - m' - p)\omega_0 + Z_m \epsilon_k - Z_{m'} \epsilon) \quad (\text{E14})$$

where  $N_0(\epsilon)$  is the DOS of the free fermions. Using  $N(\epsilon \epsilon^2 \sim 1/W)$ , we find that the scattering rate of the patches with  $m \approx \beta$  is  $\Gamma_m \sim W/\sqrt{\beta}$ . We see that at  $W \sim \sqrt{\beta}\omega_0$ , when patches with  $m \approx \beta$  start to overlap, the damping rate turns out to be of the same order  $\omega_0$  as the dressed bandwidth  $W Z_m \sim W/\sqrt{\beta}$ .

In Fig. 50 we show the results of the calculation of the DOS for different  $W$  for our model of fermions with tight-binding dispersion  $N_0(\epsilon)$ , given by (20) in the main text. We set the Green's function for fermions with  $\omega \approx \omega_0$  to be

$$G^H(\omega, k) = \sum_m \frac{Z_m}{\omega - (m - \beta)\omega_0 + i\Gamma_m(k)/2} \quad (\text{E15})$$

explicitly compute  $\Gamma_m(k)$ , and use the same relation between the DOS  $N(\omega)$  and the Green's function as in the main text:

$$N(\omega) = -\frac{1}{\pi} \int d\epsilon N_0(\epsilon) \text{Im} G(\omega, k) \quad (\text{E16})$$

We set  $\beta = 10$  and vary  $W$ , which we measure in these plots in units of  $W_c = \omega_0 \sqrt{2\pi\beta}$ . We see that at  $W \ll W_c$ , the spectrum consists of separate narrow patches, centered at  $\omega = m\omega_0$ . As  $W$  increases, the patches at  $m \ll \beta$  remain narrow and separated, while the patches in the middle begin to overlap. Note that this process does not immediately lead to one continuum DOS with the same structure as for free fermions. Rather, the DOS has a smooth continuum background on top of which there are mini free-Fermion DOS's with van Hove singularities in the middle. For comparison, in Panel c of this Figure we show the DOS obtained by approximating the actual  $\Gamma_m(k)$  by a small constant. We see that qualitatively the behavior is the same as the one that we obtained with the actual  $\Gamma_m(k)$ , but there are some differences.

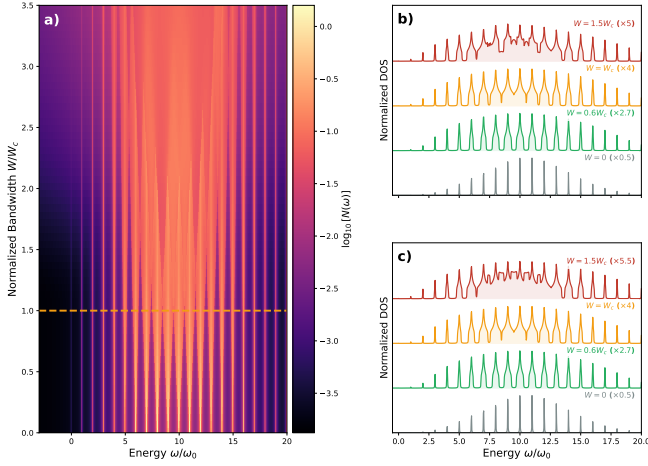


FIG. 50. Evolution of the polaron density of states in a 2D system with tight-binding dispersion at vanishing fermionic density  $n = 0+$ . We set  $\beta = 10$  and vary the bandwidth  $W$ . Panel a: Heatmap of the DOS as a function of  $W$ , showing the melting of the polaron patches for  $\omega \sim \beta\omega_0$ , while the patches at smaller (and also larger)  $\omega$  remain well separated. Panel b: The DOS as a function of frequency for several  $W$  measured in units of  $W_c = \omega_0\sqrt{2\pi\beta}$ . Panel c: the same as in b, but assuming a constant  $\Gamma_m(k) = 0.02$ .

We caution that this approach works only as long as  $W$  remains of order  $\omega_0\sqrt{\beta}$ . In larger  $W$ , and in particular in  $W \sim \beta\omega_0$ , it does not reproduce the DOS of the free fermion continuum with width  $W$  and also does not describe how the continuum absorbs polaron peaks at the smallest energies. To describe this physics, the diagrammatic approach is advantageous.

#### Appendix F: Modeling of the grand potential of the CDW polaron state to order $1/\lambda_p^4$

We assume that  $\frac{|\Delta_Q|^2}{4\beta\omega_0}$  in Eq. (142)) is replaced by

$$\frac{|\Delta_Q|^2}{4\beta\omega_0}F_1(\lambda_p) + \frac{|\Delta_Q|^4}{64(\beta\omega_0)^3}F_2(\lambda_p) + O\left(\frac{|\Delta_Q|^6}{(\beta\omega_0)^5}\right) \quad (\text{F1})$$

We find after some extensive algebra that the solution of the coupled set of equations  $\partial\Omega_Q/\partial\mu_n = -n$  and  $\partial\Omega_Q/\partial|\Delta_Q| = 0$  yields  $\mu_n = \beta\omega_0(2n - 1)$ , independent of  $\lambda_p$  to the order  $1/\lambda_p^4$  if we choose

$$F_1(\lambda_p) = 1 + \frac{1}{16\lambda_p^2} + \frac{9}{1024\lambda_p^4}$$

$$F_2(\lambda_p) = -\frac{9}{64\lambda_p^4} + O\left(\frac{1}{(2\lambda_p)^6}\right), \quad (\text{F2})$$

For such  $\mu_n$ , the energy  $E_Q$  of the checkerboard polaron state is the same as the energy  $E_0$  of the homogeneous polaron state – both are  $-\beta\omega_0n$ .

The phenomenological approach can be extended to an arbitrary  $\lambda_p > 1/2$  for the model with a simpler  $N(\omega) = 1/W$ . In this case, the chemical potential  $\mu_n$  remains  $-\beta\omega_0(2n - 1)$  and  $E_Q = E_0$  if we multiply the  $\frac{|\Delta_Q|^2}{4\beta\omega_0}$  in Eq. (142)) by

$$F(\lambda_p) = \lambda_p \log \frac{2\lambda_p + 1}{2\lambda_p - 1} \quad (\text{F3})$$

The order parameter  $\Delta_Q$  in this case is the solution of

$$\log \frac{2\lambda_p + 1}{2\lambda_p - 1} = \int_{-W/2}^{W/2} \frac{d\epsilon}{\sqrt{(\mu_n + \epsilon)^2 + |\Delta_Q|^2}} \quad (\text{F4})$$

Solving this equation, we find

$$|\Delta_Q|^2 = 4(\beta\omega_0)^2n(1 - n) \left(1 - \frac{1}{4\lambda_p^2}\right) \quad (\text{F5})$$

We see that  $|\Delta_Q|$  vanishes at  $\lambda_p = 1/2$  and obviously remains zero at smaller  $\lambda_p$ . This ensures that at small  $\lambda_p$  the ground state is a FL described by MET. In the main text, we anticipated that  $|\Delta_Q|^2$  should vanish below a certain  $\lambda_p$  also in our model with  $N(\omega)$  set by the tight-binding dispersion.

We note in passing that for the model with  $N(\omega) = 1/W$ , the mixed phase is confined to a single line  $\lambda_p = 1/2$ . At this  $\lambda_p$ , the full chemical potentials of the polaron and FL states are the same for arbitrary density of the FL component  $\delta$  ( $0 < \delta < n$ ), and the energy of the mixed state also does not depend on  $\delta$ . At  $\lambda_p > 1/2$  the ground state is a pure checkerboard polaron state, and for  $\lambda_p < 1/2$  it is a pure FL.

#### Appendix G: Full and "kinetic" chemical potentials

In this appendix, we compare in more detail the full and kinetic chemical potentials for a system with density-dependent Hartree potential energy  $E^{pot} = -\beta\omega_0n^2$ . To shorten the presentation, we consider a FL state with the same kinetic energy  $E^{kin}$  as for free fermions. The analysis of the polaron state is very similar.

We define the full chemical potential  $\mu^{full}$  as the derivative of the full ground state energy  $E^{full}(n) = E^{kin} + E^{pot}$  over density,  $\mu^{full} = dE^{full}/dn$ , and define the kinetic chemical potential  $\mu^{kin} = \mu$  as the chemical potential of a Fermi gas, dressed by the Hartree term. The Hamiltonian of the system is

$$H = \sum_k \epsilon_k c_k^\dagger c_k - \beta\omega_0n^2 \quad (\text{G1})$$

The grand potential  $H' = H - \mu_0n$ , where  $\mu_0$  is a bare chemical potential, is

$$H' = \sum_k (\epsilon_k - \mu_0) c_k^\dagger c_k - \beta\omega_0n^2 \quad (\text{G2})$$

The Hartree term gives rise to static self-energy  $\Sigma = -2\beta\omega_0 n$ . Absorbing this self-energy into the  $c_k^\dagger c_k$  term, we re-express  $H'$  as

$$H' = \sum_k (\epsilon_k - \mu) c_k^\dagger c_k + \beta\omega_0 n^2 \quad (\text{G3})$$

where  $\mu = \mu_0 + 2\beta\omega_0 n$  is the kinetic chemical potential. The latter is directly related to density by

$$n = \int_{-W/2}^{\mu} N(\epsilon) d\epsilon \quad (\text{G4})$$

Note that we have to change the sign of the leftover Hartree term in (G3) compared to (G2) to avoid triple counting. We discussed this necessity in the main text.

To simplify the presentation, we neglect the frequency dependence of the DOS of free fermions, i.e., approximate  $N(\omega)$  by  $N_0$ . This allows us to simplify the relation between  $\mu$  and  $n$  to

$$n = N_0 \left( \mu + \frac{W}{2} \right), \text{ i. e. } \mu = \frac{n}{N_0} - \frac{W}{2} \quad (\text{G5})$$

The ground state energy  $E^{full} = \langle H \rangle$  is given by

$$\begin{aligned} E^{full} &= \frac{N_0}{2} \left( \mu^2 + \frac{W^2}{4} \right) - \beta\omega_0 n^2 \\ &= \frac{n^2}{2N_0} - n \frac{W}{2} - \beta\omega_0 n^2 \end{aligned} \quad (\text{G6})$$

Differentiating over  $n$ , we obtain

$$\mu^{full} = \frac{dE^{full}}{dn} = -2\beta\omega_0 n + \frac{n}{N_0} - \frac{W}{2} \quad (\text{G7})$$

Comparing with (G5), we find

$$\mu^{full} = \mu - 2\beta\omega_0 n \quad (\text{G8})$$

We see that the two chemical potentials are not equal in the case where the potential energy (the Hartree term) depends on  $n$ .

For completeness, we show that the thermodynamic relation

$$E^{full} = \Omega + \mu^{full} n \quad (\text{G9})$$

where the grand potential  $\Omega = \langle H' \rangle$ , is satisfied. The grand potential of free fermions with dressed  $\mu$  is a function of the chemical potential  $\mu$ . Averaging Eq. (G3) and using (G5), we obtain

$$\Omega(\mu, n) = -\frac{N_0}{2} \left( \mu + \frac{W}{2} \right)^2 + \beta\omega_0 n^2 \quad (\text{G10})$$

The relation  $\partial\Omega/\partial\mu = -n$  is satisfied. Converting  $\Omega(\mu, n)$  into  $\Omega(n)$  using (G5), we find

$$\Omega(n) = -\frac{n^2}{2N_0} + \beta\omega_0 n^2 \quad (\text{G11})$$

Substituting into (G9) and using (G8) and (G5), we obtain

$$\begin{aligned} E^{full} &= -\frac{n^2}{2N_0} + \beta\omega_0 n + n \left( \frac{n}{N_0} - \frac{W}{2} - 2\beta\omega_0 n \right) \\ &= \frac{n^2}{2N_0} - n \frac{W}{2} - \beta\omega_0 n^2 \end{aligned} \quad (\text{G12})$$

which coincides with (G6). One can also verify that  $d\Omega(n)/dn + n d\mu^{full}(n)/dn = 0$ , which explains why one obtains  $dE^{full}/dn = \mu^{full}$  when one uses (G9) for  $E^{full}$ .

- 
- [1] J. Devreese, Electron-phonon interactions and the response of polarons, in Encyclopedia of Condensed Matter Physics, edited by F. Bassani, G. L. Liedl, and P. Wyder (Elsevier, Oxford, 2005) pp. 99–109.
  - [2] A. Aleksandrov and J. Derreese, Advances in Polaron Physics (Springer Berlin Heidelberg, Springer-Verlag, Berlin Heidelberg, 2010).
  - [3] C. Franchini, M. Reticcioli, M. Setvin, and U. Diebold, Polarons in materials, *Nature Reviews Materials* **6**, 560 (2021).
  - [4] Z. Dai, J. Lafuente-Bartolome, and F. Giustino, Polarons from first principles (2025), arXiv:2512.06176 [cond-mat.mtrl-sci].
  - [5] A. B. Migdal, Interactions between electrons and lattice vibrations in a superconductor, *Sov. Phys. JETP* **7**, 996 (1958).
  - [6] G. M. Eliashberg, Interactions between electrons and lattice vibrations in a superconductor, *JETP* **11**, 696 (1960).
  - [7] A. A. Abrikosov, L. P. Gorkov, and I. E. Dzyaloshinski, Methods of Quantum Field Theory in Statistical Physics (Pergamon Oxford, 1965).
  - [8] O. V. Dolgov, I. I. Mazin, A. A. Golubov, S. Y. Savrasov, and E. G. Maksimov, Critical temperature and enhanced isotope effect in the presence of paramagnons in phonon-mediated superconductors, *Phys. Rev. Lett.* **95**, 257003 (2005); Y. Wang and A. Chubukov, Quantum-critical pairing in electron-doped cuprates, *Phys. Rev. B* **88**, 024516 (2013).
  - [9] A. V. Chubukov, A. Abanov, I. Esterlis, and S. A. Kivelson, Eliashberg theory of phonon-mediated superconductivity – when it is valid and how it breaks down, *Annals of Physics* **417**, 168190 (2020).
  - [10] S. Mirabi, R. Boyack, and F. Marsiglio, Thermodynamics of eliashberg theory in the weak-coupling limit, *Phys. Rev. B* **102**, 214505 (2020).
  - [11] M. K.-H. Kiessling, B. L. Altshuler, and E. A. Yuzbashyan, Bounds on  $T_c$  in the eliashberg theory of superconductivity. ii: Dispersive phonons, *Journal of Statistical Physics* **192**, 94 (2025); Bounds on  $T_c$  in the eliashberg theory of superconductivity. iii: Einstein phonons, **192**, 93 (2025); N. V. Gnezdilov and R. Boyack, Upper bound on  $t_c$  in a strongly coupled electron-boson superconductor (2025), arXiv:2505.02894 [cond-mat.str-el].
  - [12] At weak coupling,  $\lambda \ll 1$ , Eliashberg  $T_c = 1.13\sqrt{\epsilon}\omega_0 e^{-1/\lambda} = 0.69\omega_0 e^{-1/\lambda}$ , where  $\omega_0$  is the Debye frequency (see [?] and references therein), which differs

- by  $\sqrt{e}$  from the often cited value 1.13, which holds for the case when the phonon susceptibility is set to be constant at frequencies smaller than  $\omega_0$  and zero otherwise.
- [13] E. A. Yuzbashyan, B. L. Altshuler, and A. Patra, Instability of metals with respect to strong electron-phonon interaction, *Phys. Rev. Lett.* **135**, 026503 (2025); E. A. Yuzbashyan and B. L. Altshuler, Breakdown of the migdal-eliashberg theory and a theory of lattice-fermionic superfluidity, *Phys. Rev. B* **106**, 054518 (2022); Migdal-eliashberg theory as a classical spin chain, **106**, 014512 (2022); D. V. Semenov, B. L. Altshuler, and E. A. Yuzbashyan, Fundamental limits on the electron-phonon coupling and superconducting  $T_c$ , *Advanced Materials* **37**, 2507013 (2025).
- [14] A. S. Alexandrov, V. V. Kabanov, and D. K. Ray, From electron to small polaron: An exact cluster solution, *Phys. Rev. B* **49**, 9915 (1994).
- [15] A. S. Alexandrov and N. F. Mott, Bipolarons, *Reports on Progress in Physics* **57**, 1197 (1994); *Polarons and Bipolarons* (WORLD SCIENTIFIC, 1996) <https://www.worldscientific.com/doi/pdf/10.1142/2784>.
- [16] G. D. Mahan, *Many-Particle Physics*, 3rd ed., *Physics of Solids and Liquids* (Kluwer Academic/Plenum Publishers, New York, 2000).
- [17] We emphasize that vertex corrections are still small in this regime, as  $\omega_r(q)$  is smaller than  $E_F$  for all  $q$ . In this respect strong coupling MET for electron-phonon interaction is different from an effective MET for electrons interacting with soft fluctuations in spin or charge channel (see Refs. [22] for more details).
- [18] R. Combescot, Strong-coupling limit of eliashberg theory, *Phys. Rev. B* **51**, 11625 (1995).
- [19] Y.-M. Wu, S.-S. Zhang, A. Abanov, and A. V. Chubukov, Interplay between superconductivity and non-fermi liquid at a quantum critical point in a metal. v. the  $\gamma$  model and its phase diagram. the case  $\gamma = 2$ , *Phys. Rev. B* **103**, 024522 (2021).
- [20] B. K. Chakraverty, J. Ranninger, and D. Feinberg, Experimental and theoretical constraints of bipolaronic superconductivity in high  $T_c$  materials: An impossibility, *Phys. Rev. Lett.* **81**, 433 (1998).
- [21] B. K. Chakraverty, J. Ranninger, and D. Feinberg, Chakraverty et al. reply:, *Phys. Rev. Lett.* **82**, 2621 (1999).
- [22] S.-S. Zhang, E. Berg, and A. V. Chubukov, Free energy and specific heat near a quantum critical point of a metal, *Phys. Rev. B* **107**, 144507 (2023); S.-S. Zhang, Z. M. Raines, and A. V. Chubukov, Applicability of eliashberg theory for systems with electron-phonon and electron-electron interaction: A comparative analysis, **109**, 245132 (2024).
- [23] A. Abanov and A. V. Chubukov, Interplay between superconductivity and non-Fermi liquid at a quantum critical point in a metal. i. the  $\gamma$  model and its phase diagram at  $T = 0$ : The case  $0 < \gamma < 1$ , *Phys. Rev. B* **102**, 024524 (2020).
- [24] F. Marsiglio, Eliashberg theory: A short review, *Annals of Physics* **417**, 168102 (2020).
- [25] I. Lang and Y. A. Firsov, Kinetic theory of semiconductors with low mobility, *JETP* **16**, 1301 (1963).
- [26] T. Holstein, Studies of polaron motion: Part i. the molecular-crystal model, *Annals of Physics* **8**, 325 (1959).
- [27] J. Ranninger, Spectral properties of small-polaron systems, *Phys. Rev. B* **48**, 13166 (1993).
- [28] N. V. Prokof'ev and B. V. Svistunov, Polaron problem by diagrammatic quantum monte carlo, *Phys. Rev. Lett.* **81**, 2514 (1998).
- [29] A. S. Mishchenko, N. V. Prokof'ev, A. Sakamoto, and B. V. Svistunov, Diagrammatic quantum monte carlo study of the fröhlich polaron, *Phys. Rev. B* **62**, 6317 (2000).
- [30] Sadvovskii, M. V., *Diagrammatics* (World Scientific Publishing Co (2006), 2006).
- [31] E. Z. Kuchinskiy and M. V. Sadvovskiy, Generalized dynamical keldysh model, *Journal of Experimental and Theoretical Physics* **166**, 45–62 (2024).
- [32] M. Lévy and J. Sucher, Eikonal approximation in quantum field theory, *Phys. Rev.* **186**, 1656 (1969).
- [33] P. A. Lee, T. M. Rice, and P. W. Anderson, Fluctuation effects at a peierls transition, *Phys. Rev. Lett.* **31**, 462 (1973).
- [34] A. L. Efros, Theory of electron states in heavily doped semiconductors, *Sov. Phys. JETP* **32**, 479 (1971).
- [35] M. V. Sadvovskii, A model of a disordered system (a contribution to the theory of "liquid semiconductors"), *Sov. Phys. JETP* **39**, 845 (1974).
- [36] A. Posazhennikova and P. Coleman, Quenched disorder formulation of the pseudogap problem, *Phys. Rev. B* **67**, 165109 (2003).
- [37] M. N. Kiselev and K. A. Kikoin, Scalar and vector keldysh models in the time domain, *JETP Letters* **89**, 114 (2009); D. V. Efremov and M. N. Kiselev, Seven Études on dynamical Keldysh model, *SciPost Phys. Lect. Notes* , 65 (2022).
- [38] M. V. Sadvovskii, Theory of quasi-one-dimensional systems undergoing a peierls transition, *Sov. Phys. – Solid State* **16**, 1632 (1974).
- [39] O. Tchernyshyov, Pseudogap in one dimension, *Phys. Rev. B* **59**, 1358 (1999).
- [40] H. Yamase and W. Metzner, Fermi-surface truncation from thermal nematic fluctuations, *Phys. Rev. Lett.* **108**, 186405 (2012).
- [41] Y.M. Vil'k and A.-M.S. Tremblay, Non-perturbative many-body approach to the hubbard model and single-particle pseudogap, *J. Phys. I France* **7**, 1309 (1997).
- [42] J. Schmalian, D. Pines, and B. Stojković, Weak pseudogap behavior in the underdoped cuprate superconductors, *Phys. Rev. Lett.* **80**, 3839 (1998); Microscopic theory of weak pseudogap behavior in the underdoped cuprate superconductors: General theory and quasiparticle properties, *Phys. Rev. B* **60**, 667 (1999).
- [43] M. V. Sadvovskii, Pseudogap in high-temperature superconductors, *Phys. Usp.* **44**, 515 (2001); M. V. Sadvovskii, I. A. Nekrasov, E. Z. Kuchinskiy, T. Pruschke, and V. I. Anisimov, Pseudogaps in strongly correlated metals: A generalized dynamical mean-field theory approach, *Phys. Rev. B* **72**, 155105 (2005); E. Z. Kuchinskiy, I. A. Nekrasov, and M. V. Sadvovskii, Pseudogaps: introducing the length scale into dynamical mean-field theory, *Low Temperature Physics* **32**, 398 (2006), [https://pubs.aip.org/aip/ltp/article-pdf/32/4/398/13901426/398.1\\_online.pdf](https://pubs.aip.org/aip/ltp/article-pdf/32/4/398/13901426/398.1_online.pdf).
- [44] D. Rohe and W. Metzner, Pseudogap at hot spots in the two-dimensional hubbard model at weak coupling, *Phys. Rev. B* **71**, 115116 (2005).
- [45] T. A. Sedrakyan and A. V. Chubukov, Pseudogap in underdoped cuprates and spin-density-wave fluctuations,

- Phys. Rev. B **81**, 174536 (2010).
- [46] H. Yamase, A. Eberlein, and W. Metzner, Coexistence of incommensurate magnetism and superconductivity in the two-dimensional hubbard model, Phys. Rev. Lett. **116**, 096402 (2016).
- [47] M. Ye, Z. Wang, R. M. Fernandes, and A. V. Chubukov, Location and thermal evolution of the pseudogap due to spin fluctuations, Phys. Rev. B **108**, 115156 (2023); M. Ye and A. V. Chubukov, Crucial role of thermal fluctuations and vertex corrections for the magnetic pseudogap, **108**, L081118 (2023).
- [48] The series diverge for *any*  $\omega$ , including the largest  $\omega \gg \beta\omega_0$ .
- [49] S. Ciuchi, F. de Pasquale, S. Fratini, and D. Feinberg, Dynamical mean-field theory of the small polaron, Phys. Rev. B **56**, 4494 (1997).
- [50] S. Pairault, D. Sénéchal, and A.-M. S. Tremblay, Strong-coupling expansion for the hubbard model, Phys. Rev. Lett. **80**, 5389 (1998); S. Pairault, D. Sénéchal, and A.-M. S. Tremblay, Strong-coupling perturbation theory of the hubbard model, The European Physical Journal B - Condensed Matter and Complex Systems **16**, 85 (2000).
- [51] G. L. Goodvin, M. Berciu, and G. A. Sawatzky, Green's function of the holstein polaron, Phys. Rev. B **74**, 245104 (2006).
- [52] M. Berciu, Green's function of a dressed particle, Phys. Rev. Lett. **97**, 036402 (2006).
- [53] Numerical calculations at a finite  $\tilde{\omega}$  require some care as one has to select the contribution from a particular pole at  $\omega = k\omega_0$ , which can be done by either taking a very small  $\tilde{\omega}$  or keeping it small but finite and comparing  $G^e(k\omega_0 + \tilde{\omega})$  with the full form of  $G^H(k\omega_0 + \tilde{\omega}, 0)$  from (25). For negative  $k$ , we verified that  $(G^e(k\omega_0))^{-1}$  does not vanish, i.e., there are no poles at negative  $\omega$ . This is what we expect at the density  $n = 0+$ .
- [54] A. S. Alexandrov and J. Ranninger, Polaronic effects in the photoemission spectra of strongly coupled electron-phonon systems, Phys. Rev. B **45**, 13109 (1992).
- [55] M. V. Sadovskii, Limits of eliashberg theory and bounds for superconducting transition temperature, Phys. Usp. **65**, 724 (2022).
- [56] P. M. Bonetti, M. Christos, A. Nikolaenko, A. A. Patel, and S. Sachdev, Critical quantum liquids and the cuprate high temperature superconductors (2025), arXiv:2508.20164 [cond-mat.str-el].
- [57] We follow [58] and call  $H'$  the Hamiltonian.
- [58] E. M. Lifshitz and L. P. Pitaevskii, Course of Theoretical Physics Vol. 9, reprinted ed. (Elsevier, Oxford, 2006) p. 387.
- [59] T. Senthil, S. Sachdev, and M. Vojta, Fractionalized fermi liquids, Phys. Rev. Lett. **90**, 216403 (2003).
- [60] S. Sachdev, Holographic metals and the fractionalized fermi liquid, Phys. Rev. Lett. **105**, 151602 (2010).
- [61] J. M. Luttinger and J. C. Ward, Ground-state energy of a many-fermion system. ii, Phys. Rev. **118**, 1417 (1960).
- [62] B. L. Altshuler, A. V. Chubukov, A. Dashevskii, A. M. Finkel'stein, D. L. M. N. R. Institute, P. University, U. of Wisconsin-Madison, and W. I. of Science, Luttinger theorem for a spin-density-wave state, EPL **41**, 401 (1997).
- [63] A. Blason and M. Fabrizio, Unified role of green's function poles and zeros in correlated topological insulators, Phys. Rev. B **108**, 125115 (2023); G. Staffieri and M. Fabrizio, Signatures of the fermi surface reconstruction of a doped mott insulator in a slab geometry, **112**, 155155 (2025).
- [64] C. Lehmann, L. Crippa, G. Sangiovanni, and J. C. Budich, Probing green's function zeros by cotunneling through mott insulators, Phys. Rev. Lett. **135**, 106303 (2025); E. A. Stepanov, M. Chatzieftheriou, N. Wagner, and G. Sangiovanni, Interconnected renormalization of hubbard bands and green's function zeros in mott insulators induced by strong magnetic fluctuations, Phys. Rev. B **110**, L161106 (2024).
- [65] D. Mozysky and A. V. Chubukov, Dynamic properties of superconductors: Anderson-bogoliubov mode and berry phase in the bcs and bec regimes, Phys. Rev. B **99**, 174510 (2019).
- [66] J. R. Schrieffer, X. G. Wen, and S. C. Zhang, Dynamic spin fluctuations and the bag mechanism of high- $T_c$  superconductivity, Phys. Rev. B **39**, 11663 (1989).
- [67] A. V. Chubukov and D. M. Frenkel, Renormalized perturbation theory of magnetic instabilities in the two-dimensional hubbard model at small doping, Phys. Rev. B **46**, 11884 (1992).
- [68] M. Capone and S. Ciuchi, Polaron crossover and bipolaronic metal-insulator transition in the half-filled holstein model, Phys. Rev. Lett. **91**, 186405 (2003).
- [69] I. Esterlis, B. Nosarzewski, E. W. Huang, B. Moritz, T. P. Devereaux, D. J. Scalapino, and S. A. Kivelson, Breakdown of the migdal-eliashberg theory: A determinant quantum monte carlo study, Phys. Rev. B **97**, 140501 (2018).
- [70] I. Esterlis, S. A. Kivelson, and D. J. Scalapino, Pseudogap crossover in the electron-phonon system, Phys. Rev. B **99**, 174516 (2019).
- [71] B. Nosarzewski, E. W. Huang, P. M. Dee, I. Esterlis, B. Moritz, S. A. Kivelson, S. Johnston, and T. P. Devereaux, Superconductivity, charge density waves, and bipolarons in the holstein model, Phys. Rev. B **103**, 235156 (2021).
- [72] C. Murthy, A. Pandey, I. Esterlis, and S. A. Kivelson, A stability bound on the t-linear resistivity of conventional metals, Proceedings of the National Academy of Sciences **120**, e2216241120 (2023), <https://www.pnas.org/doi/pdf/10.1073/pnas.2216241120>.
- [73] J. K. Freericks, M. Jarrell, and D. J. Scalapino, Holstein model in infinite dimensions, Phys. Rev. B **48**, 6302 (1993).
- [74] A. J. Millis, R. Mueller, and B. I. Shraiman, Fermi-liquid-to-polaron crossover. i. general results, Phys. Rev. B **54**, 5389 (1996).
- [75] A. J. Millis, R. Mueller, and B. I. Shraiman, Fermi-liquid-to-polaron crossover. ii. double exchange and the physics of colossal magnetoresistance, Phys. Rev. B **54**, 5405 (1996).
- [76] S. Ciuchi, F. de Pasquale, C. Masciovecchio, and D. Feinberg, Superconductivity and density waves in high dimensions, Europhysics Letters **24**, 575 (1993).
- [77] Capone, M., Ciuchi, S., and Grimaldi, C., The small-polaron crossover: Comparison between exact results and vertex correction approximation, Europhys. Lett. **42**, 523 (1998).
- [78] M. Capone, P. Carta, and S. Ciuchi, Dynamical mean field theory of polarons and bipolarons in the half-filled holstein model, Phys. Rev. B **74**, 045106 (2006).
- [79] S. Fratini and S. Ciuchi, Displaced Drude peak and bad metal from the interaction with slow fluctuations., Sci-

- Post Phys. **11**, 039 (2021).
- [80] E. Moghadas, M. Reitner, T. Wehling, G. Sangiovanni, S. Ciuchi, and A. Toschi, Effective enhancement of the electron-phonon coupling driven by nonperturbative electronic density fluctuations (2025), arXiv:2503.12113.
- [81] E. W. Carlson, S. A. Kivelson, D. Orgad, and V. J. Emery, Concepts in high temperature superconductivity, in The Physics of Superconductors: Vol. II, edited by K. H. Bennemann and J. B. Ketterson (Springer Berlin Heidelberg, Berlin, Heidelberg, 2004) pp. 275–451.
- [82] N. C. Costa, T. Blommel, W.-T. Chiu, G. Batrouni, and R. T. Scalettar, Phonon dispersion and the competition between pairing and charge order, Phys. Rev. Lett. **120**, 187003 (2018).
- [83] O. A. Starykh and G. F. Reiter, Hole motion in the ising antiferromagnet: An application of the recursion method, Phys. Rev. B **53**, 2517 (1996).