

How to Fine-Tune a Reasoning Model? A Teacher–Student Cooperation Framework to Synthesize Student-Consistent SFT Data

Zixian Huang¹, Kaichen Yang^{1,2}, Xu Huang³, Feiyang Hao¹, Qiming Ge¹, Bowen Li¹, He Du¹, Kai Chen¹ and Qipeng Guo¹

¹Shanghai AI Laboratory, ²Dalian University of Technology, ³Nanjing University

Abstract

A widely adopted strategy for model enhancement is to use synthetic data generated by a stronger model for supervised fine-tuning (SFT). However, for emerging reasoning models like Qwen3-8B, this approach often fails to improve reasoning capabilities and can even lead to a substantial drop in performance. In this work, we identify substantial stylistic divergence between teacher generated data and the distribution of student as a major factor impacting SFT. To bridge this gap, we propose a Teacher–Student Cooperation Data Synthesis framework (TESSY), which interleaves teacher and student models to alternately generate style and non-style tokens. Consequently, TESSY produces synthetic sequences that inherit the advanced reasoning capabilities of the teacher while maintaining stylistic consistency with the distribution of the student. In experiments on code generation using GPT-OSS-120B as the teacher, fine-tuning Qwen3-8B on teacher-generated data leads to performance drops of 3.25% on LiveCodeBench-Pro and 10.02% on OJBench, whereas TESSY achieves improvements of 11.25% and 6.68%.

 **GitHub Repo** <https://github.com/CoopReason/TESSY>

 **Training Set** <https://huggingface.co/datasets/CoopReason/TESSY-Code-80K>

1. Introduction

Recently, major AI companies have increasingly introduced reasoning models as flagship large language models (LLMs) [11, 19, 39]. These models generate responses that bifurcate into a thinking content for fine-grained reasoning and a final answer content that delivers the solution. By introducing explicit thinking processes, LLMs have achieved new breakthroughs in reasoning-intensive tasks such as code generation. [38, 42].

Given the varying capabilities and inference costs of different-sized models, a common approach involves large models generating SFT training data for smaller models, allowing them to achieve similar task performance [3, 10, 29]. However, although reasoning models often have higher baseline performance, such work is still primarily carried out on Base or Instruct models, with few attempts on reasoning models [18, 40].

A key factor limiting further SFT of reasoning models is that higher-quality but distributionally different data can easily cause catastrophic forgetting [5, 30]. However, open-source reasoning models are typically fine-tuned in-house on large, proprietary datasets, the specific composition and distribution of which are not publicly disclosed. As a result, using new synthetic data without sufficient knowledge of the original data distribution risks introducing subtle but harmful distributional conflicts, which can in turn degrade overall model performance.

† Corresponding authors: Zixian Huang (huangzixian@pjlab.org.cn), Qipeng Guo (guoqipeng@pjlab.org.cn)

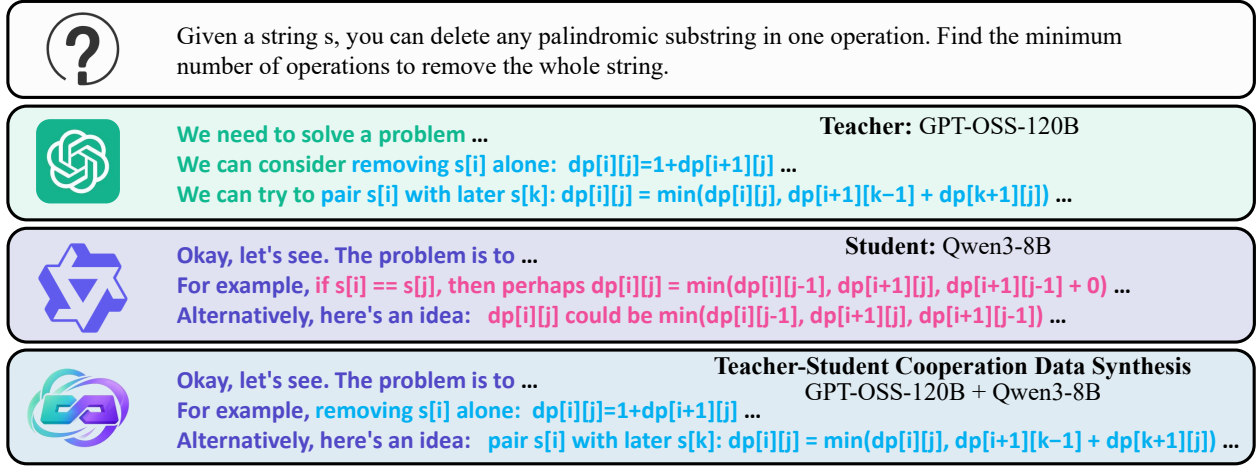


Figure 1: Illustration of the Teacher–Student Cooperation Data Synthesis Framework. **Blue** and **Pink** denote the capability-related text spans generated in the responses of GPT-OSS-120B and Qwen3-8B, respectively. **Green** and **Purple** indicate the stylistic text segments produced by GPT-OSS-120B and Qwen3-8B. The objective of our synthesis framework is to delegate the generation of capability-related text to GPT-OSS-120B, while assigning the generation of stylistic text to the student model Qwen3-8B.

The problem is further exacerbated by the stylistic differences among reasoning models. As illustrated in Figure 1, although the code-proficient GPT-OSS-120B [2] produces the correct solution strategies, the style of its connecting text differs noticeably from that of Qwen3-8B [39]. Directly using data generated by GPT-OSS-120B to train Qwen3-8B would force the latter to make unnecessary adaptations, which is undesirable and may even be detrimental. Moreover, previous studies indicate that even models of the same family on different scales can exhibit stylistic differences [6].

To address this challenge, in this paper, we aim to investigate *how to synthesize data that preserve the reasoning capabilities of the teacher model while maintaining consistency with the distribution of the student model*. As illustrated in the bottom of Figure 1, our goal is to generate responses in which the solution-relevant text is produced by the teacher model, while the remaining stylistic text is generated by the student model. To achieve this, we propose a **Teacher–Student Cooperation Data Synthesis** framework (**TESSY**), which alternately uses student and teacher models to generate stylistic content and reasoning content, respectively. This division of labor preserves the accuracy of the reasoning and alleviates SFT interference arising from differences in text style. To implement this division precisely, TESSY uses a generate-then-rollback strategy, allowing fine-grained control over the responsibilities of the teacher and student models.

Experiments on code generation task shows that directly performing SFT with teacher-only data, using GPT-OSS-120B as the teacher to train the stylistically distinct student Qwen3-8B, results in performance drops of up to 3.25% and 10.02% in LiveCodeBench-Pro [42] and OJBench [38], respectively. In contrast, TESSY increases the performance of Qwen3-8B by 11.25% and 6.68% on the same benchmarks. Further experiments show that TESSY delivers consistent gains when paired with different teacher models, including DeepSeek-R1 and the student-related Qwen3-235B-A22B-Thinking.

2. Approach

2.1. Research Objective

The goal of SFT is to align the model’s output distribution with the data distribution. Let $P_D(y_i | x, y_{<i})$ denote the data distribution of the i -th token given the input x and the previous tokens $y_{<i}$, and let $P_{\mathcal{M}_S}(y_i | x, y_{<i})$ denote the predictive distribution induced by the student model \mathcal{M}_S . For notational simplicity, we omit the explicit conditioning on x and $y_{<i}$ throughout the paper, and denote the corresponding conditional distributions

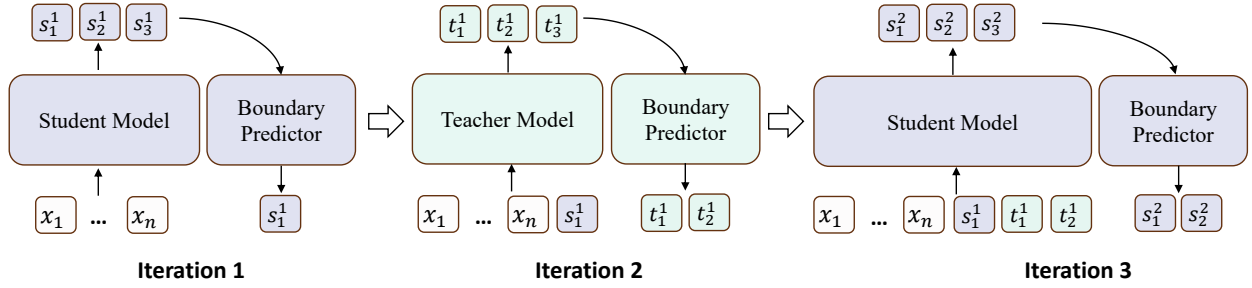


Figure 2: Overview of the teacher–student cooperation data synthesis framework. The teacher and student models alternately generate capability and style tokens, while the boundary predictors enforce truncation to the exact capability or style spans.

by $P_D(y_i)$ and $P_{\mathcal{M}_S}(y_i)$. Under this notation, the training objective is defined as

$$\mathcal{L}(\mathcal{M}_S) = \sum_{i=1}^n \mathbb{E} \left[\text{KL}(P_D(y_i) \parallel P_{\mathcal{M}_S}(y_i)) \right], \quad (1)$$

where n denotes the total number of tokens. For $P_D(y_i)$, an efficient approach is to synthesize it based on a more powerful teacher model \mathcal{M}_T .

We further consider the output sequence as consisting of two types of tokens. Let \mathcal{T}_{Cap} denote the index set of capability tokens that are directly related to task solving, such as code or numerical tokens, and \mathcal{T}_{Sty} denote the index set of style tokens that are task-irrelevant, such as tokens expressing tone or discourse (e.g., “wait”, “but”). Consequently, the training objective can be decomposed as

$$\begin{aligned} \mathcal{L}(\mathcal{M}_S) &= \mathcal{L}_{\text{Cap}}(\mathcal{M}_S) + \mathcal{L}_{\text{Sty}}(\mathcal{M}_S), \\ \text{where } \mathcal{L}_{\text{Cap}}(\mathcal{M}_S) &= \sum_{i \in \mathcal{T}_{\text{Cap}}} \mathbb{E} \left[\text{KL}(P_D(y_i) \parallel P_{\mathcal{M}_S}(y_i)) \right], \\ \mathcal{L}_{\text{Sty}}(\mathcal{M}_S) &= \sum_{i \in \mathcal{T}_{\text{Sty}}} \mathbb{E} \left[\text{KL}(P_D(y_i) \parallel P_{\mathcal{M}_S}(y_i)) \right]. \end{aligned} \quad (2)$$

To improve performance on the target task, our primary objective is to optimize the loss related to capability $\mathcal{L}_{\text{Cap}}(\mathcal{M}_S)$. As for the style-related loss $\mathcal{L}_{\text{Sty}}(\mathcal{M}_S)$, although it does not directly contribute to the enhancement of task performance, learning it is generally harmless in conventional settings where a base version model is fine-tuned, and is often relatively easy to learn. Consequently, previous works have not explicitly distinguished the style loss.

However, for reasoning models, both the teacher and student models have already undergone extensive pretraining and thus exhibit distinctive stylistic patterns. The training setups of each model are different, leading to substantial stylistic discrepancies between the teacher and the student. This issue is even more pronounced when the teacher and the student come from different sources. As a result, directly optimizing $\mathcal{L}_{\text{Sty}}(\mathcal{M}_S)$ becomes challenging and can even adversely affect the learning of $\mathcal{L}_{\text{Cap}}(\mathcal{M}_S)$.

To mitigate the influence of style tokens \mathcal{T}_{Sty} and ensure sufficient learning of capability tokens, our objective is to construct synthetic data such that the distribution of capability tokens is sampled from the teacher model, while style tokens are encouraged to follow the distribution of the student model. Formally, we construct the synthetic data by generating each token y_i as follows:

$$y_i \sim \begin{cases} P_{\mathcal{M}_T}(\cdot), & \text{if } i \in \mathcal{T}_{\text{Cap}}, \\ P_{\mathcal{M}_S}(\cdot), & \text{if } i \in \mathcal{T}_{\text{Sty}}. \end{cases} \quad (3)$$

To achieve the objective in Equation (3), we introduce the teacher–student cooperation data synthesis framework (TESSY) in the following.

2.2. Teacher–Student Cooperation

As illustrated in Figure 2, TESSY generates a response in an alternating and iterative manner between the teacher and the student models. In the following, we present the key design components of TESSY.

Alternating Generation

TESSY aims to generate capability tokens using the teacher model to ensure correctness, while using the student model to produce style tokens that align with the student’s data distribution. During the human reasoning process, reasoning steps are often connected by transitional or connective statements. Accordingly, in the reasoning trajectory generated by the model, capability and style tokens appear alternately. Therefore, for a synthetic sample y , TESSY generates capability and style spans by alternating between teacher and student models:

$$y = [s^1, t^1, s^2, t^2, \dots]$$

where s^i and t^i denote the spans of multiple tokens generated by the student and the teacher, respectively. In practice, because model output often begins with a stylistic phrase such as “Okay, let’s see,” TESSY starts the generation process with the student model producing the first span s^1 .

For each span s^i and t^i , generation depends on all previously generated spans and is defined as

$$\begin{aligned} s^i &= \mathcal{M}_S(x, [s^1, t^1, \dots, s^{i-1}, t^{i-1}]), \\ t^i &= \mathcal{M}_T(x, [s^1, t^1, \dots, s^i]). \end{aligned} \quad (4)$$

However, a key challenge for TESSY is the generation boundary problem, which involves deciding the appropriate length of each span so that student-generated spans include only style tokens and teacher-generated spans include only capability tokens.

Generation Rollback

To address the generation boundary problem, we adopt a generate-then-rollback strategy. Specifically, at each step, the model first generates a fixed number of k tokens, after which a boundary predictor is applied to determine the appropriate boundary and discard tokens beyond it.

Concretely, for the teacher model, we train a capability token boundary predictor to identify the position of the last capability token in the generated sequence and retain this token along with all preceding tokens to ensure that the resulting span contains only capability tokens. Similarly, for the student model, we train a style token boundary predictor to locate the last style token in the generated output and retain this token along with all preceding tokens so that the resulting span consists purely of style tokens.

Formally, let \tilde{s}^i and \tilde{t}^i denote the raw spans generated by the student and teacher models, each consisting of a fixed number of k tokens as described in Equation (4). We then apply the corresponding boundary predictors to truncate each span in a single step:

$$t^i = \tilde{t}^i_{<\mathcal{B}_T(\tilde{t}^i)}, \quad s^i = \tilde{s}^i_{<\mathcal{B}_S(\tilde{s}^i)} \quad (5)$$

where \mathcal{B}_T and \mathcal{B}_S denote the capability and style token boundary predictors for the teacher and student models, respectively.

Boundary predictors are implemented as token-level sequence labeling models similar to those used in traditional multi-span extraction tasks [16, 17], where a binary classification head is applied to each token to predict whether it belongs to a style or capability token. For the capability token boundary predictor, the boundary is defined as the first position predicted as a style token. For the style token boundary predictor, the boundary is defined as the first position predicted as a capability token.

To train \mathcal{B}_T and \mathcal{B}_S , we randomly sample 100k segments of thinking content generated by the teacher and student models, respectively, and then prompt the teacher model to annotate all style spans in each segment. The details of the prompt can be found in Table 2. The boundary predictors are trained based on Qwen3-0.6B-Base, a sufficiently small model with a short input length, ensuring that their use does not compromise the efficiency of TESSY.

Algorithm 1: Teacher-Student Cooperation Data Synthesis

```
1: Input: prompt  $x$ , student model  $\mathcal{M}_S$ , teacher model  $\mathcal{M}_T$ , capability boundary predictor  $\mathcal{B}_T$ , style  
   boundary predictor  $\mathcal{B}_S$ , maximum token number  $k$   
2: Output: Synthetic sequence  $y$   
3:  
4: Initialize  $y = []$   
5: Initialize generation model:  $\mathcal{M} = \mathcal{M}_S$   
6: Initialize boundary predictor:  $\mathcal{B} = \mathcal{B}_S$   
7: while not reaching final answer do  
8:   Generate span:  $\hat{z} = \mathcal{M}(x, y, k)$   
9:   Predict boundary:  $b = \mathcal{B}(\hat{z})$   
10:  Truncate span:  $z = \hat{z}_{<b}$   
11:  Append  $z$  to  $y$   
12:  if  $\hat{z} \neq z$  then  
13:    // Switch generation roles  
14:    if  $\mathcal{M}$  is  $\mathcal{M}_S$  then  
15:       $\mathcal{M} = \mathcal{M}_T, \mathcal{B} = \mathcal{B}_T$   
16:    else  
17:       $\mathcal{M} = \mathcal{M}_S, \mathcal{B} = \mathcal{B}_S$   
18:    end if  
19:  end if  
20: end while  
21: Generate final answer:  $a = \mathcal{M}_S(x, y)$   
22: Append  $a$  to  $y$   
23: Return  $y$ 
```

Algorithm Details

Based on the design principles outlined above, Algorithm 1 presents the complete data synthesis process of TESSY. TESSY begins by initializing generation with the student model in lines 5–6. In lines 7–20, the algorithm alternates between the teacher and student models in an iterative process.

During each iteration, TESSY follows a generate-then-rollback strategy (lines 8–11): the current generation model produces a span with a maximum token number k , which is then truncated by the corresponding boundary predictor to obtain a subsequence that aligns with the intended token type. This truncated span is appended to the synthetic sequence. Next, Line 12 checks whether a truncation has occurred. If truncation occurs, it indicates a change in the token type to be generated, necessitating a switch in the roles of the generation models. Lines 14–17 then switch to the generation model and its corresponding boundary predictor.

Finally, considering that the output of reasoning models is typically divided into a thinking part, which involves extensive intermediate reasoning, and a final answer, which is generally less complex and more stylistically distinct, TESSY delegates the generation of the final answer entirely to the student model. Therefore, once the thinking process is completed, TESSY exits the alternating generation loop and delegates the final answer generation to the student model (lines 21–22).

3. Experiments

3.1. Implementation Detail

For the implementation of TESSY, we empirically set the single-iteration maximum token number k to 20. In cases where the student and teacher vocabularies differ, TESSY discards the last word to prevent semantic inconsistencies caused by subword mismatches. We implemented our framework based on vLLM [24] and enabled prefix caching to support efficient model switching.

For the training setup, to avoid underestimating the baselines due to insufficient training, we trained all models for up to 9 epochs. All experiments were conducted using XTuner [8], with a batch size of 128 and a

Table 1: Performance comparison between TESSY and SFT baselines on in-domain code generation and out-of-domain test sets, where LiveCodeBench is abbreviated as LCB for brevity.

	In-domain Test Sets				Out-of-domain Test Sets			
	LCB-V5	LCB-V6	LCB-Pro	OJBench	GPQA	AIME2024	AIME2025	OlympiadBench
Qwen3-8B	55.09	49.58	25.35	18.75	60.16	76.67	69.17	69.81
+ Teacher-Score	54.55	48.00	26.06	18.32	60.61	75.42	66.77	69.53
+ Teacher-Reference	51.50	43.43	19.26	14.22	60.61	71.98	62.29	67.80
+ Teacher-Answer	35.33	33.14	21.39	14.01	60.42	74.79	64.48	69.40
+ Teacher-Think	47.90	43.43	24.36	12.50	54.29	77.81	69.06	69.59
+ Teacher-Mix	45.51	40.57	21.95	11.85	57.39	75.21	61.56	68.60
+ Teacher-Only	41.32	36.57	22.10	8.73	55.81	76.88	66.46	67.76
+ TESSY	62.87	55.43	36.69	25.43	59.34	80.42	70.10	69.80

learning rate of $5e-5$ on 32 H200 GPUs. During inference, we used the default maximum reasoning length of 40K for Qwen3-8B and set the temperature to 0.6.

3.2. Datasets

Training Datasets

We collected open-source datasets released by OpenThoughts [10] and NVIDIA Nemotron [29], and used carefully designed prompts to guide GPT-OSS-120B [2] in selecting samples related to programming contest tasks. For each selected instance, we discarded the original response and retained only the corresponding question. From the remaining corpus, we randomly sampled 80k questions, comprising 37k unique questions, which were used to generate responses and to train models across all experiments.

Evaluation Datasets

Our primary experiments focused on the code generation task, with mathematics and science question answering tasks used as auxiliary tests for out-of-domain evaluation. For code generation, we evaluated **LiveCodeBench-V5** (2024/08/01–2025/02/01) and **LiveCodeBench-V6** (2025/02/01–2025/05/01) [20], as well as **LiveCodeBench-Pro** [42] and **OJBench** [38]. For the auxiliary tasks, we evaluated **AIME-2024**, **AIME-2025**, and **OlympiadBench** [14] for mathematics, along with **GPQA** [35] for science. For datasets containing multimodal data, only text-only parts were used.

All evaluations were conducted on the OpenCompass [7] platform, where pass@1 is computed as the average of results from multiple independent runs.

3.3. Models

We used GPT-OSS-120B (hereafter **GPT-OSS**) as the teacher model and **Qwen3-8B** as the student model, unless otherwise specified. In Section 4, we further evaluated the generalizability of our method by comparing alternative teacher models, including DeepSeek-R1-0528 (**DS-R1**) and Qwen3-235B-A22B-Thinking-2507 (**Qwen3-235B**), and an additional student model, Qwen3-30B-A3B.

3.4. Compared Methods

We compared three categories of SFT data construction settings: student-driven, teacher–student collaborative, and teacher-driven data synthesis. The student-driven setting included **Teacher-Reference** (i.e., Self-Distillation), where the teacher first generated a reference answer and the student generated the thinking and final answer based on the reference answer [41], and **Teacher-Score** (i.e., Reject-Sampling), where the student generated multiple candidates and the teacher scored and selected the best one. In our experiments, five candidates were generated for selection. The teacher–student collaborative setting included **Teacher-Answer**, in which the student generated thinking content followed by the teacher producing the final answer, and **Teacher-Think**, which assigned thinking generation to the teacher and answer generation to the student. The

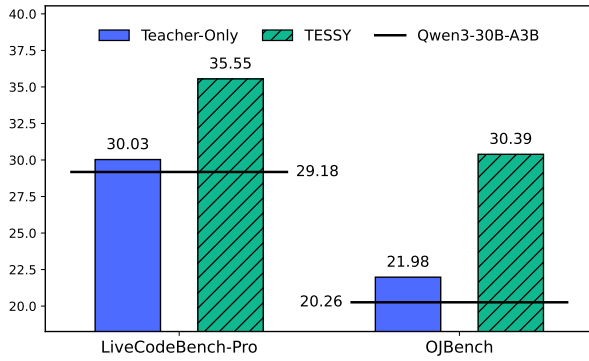


Figure 3: Experimental comparison using Qwen3-30B-A3B as the student model between Teacher-Only and TESSY.

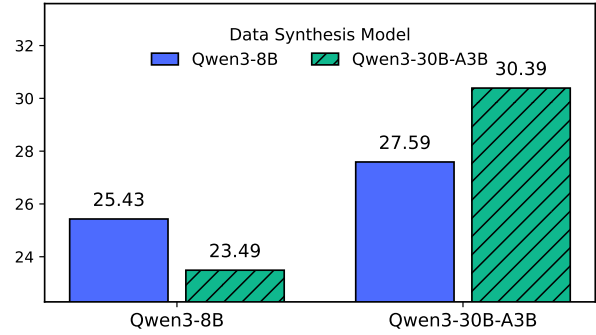


Figure 4: Performance of TESSY under different student models for data synthesis and model training on OJBench.

teacher-driven setting included **Teacher-Only** [22], where all training samples were fully generated by the teacher, as well as **Teacher-Mix**, which mixed samples generated by the teacher and the student in a 1:1 ratio [28].

3.5. Experimental Results

Table 1 presents a comparison between TESSY and other SFT data synthesis approaches. Although training in synthetic data constructed by all other methods led to varying degrees of degradation in code generation performance, TESSY consistently improved Qwen-8B in all four datasets. Specifically, TESSY increased the performance of Qwen-8B by 7.78%, 5.85%, 11.34%, and 6.68% on the three LiveCodeBench datasets and OJBench, respectively. In contrast, only the Teacher-Score method provided a marginal improvement of 0.71% on LiveCodeBench-Pro. Meanwhile, the widely used Teacher-Only approach, even after fully training up to 80K samples for 9 epochs, still suffered a performance drop of up to 10.02% in OJBench.

Observations on baselines indicate that, in general, the greater the teacher’s participation in data synthesis, the greater the drop in student performance. For example, on OJBench, the fully teacher-generated method Teacher-Only caused a decrease of 10.02%. However, although reducing teacher involvement in data generation helps maintain model stability, it does not necessarily lead to performance gains, as exemplified by Teacher-Score. In contrast, TESSY, despite using up to 77.65% teacher-generated tokens as shown in Figure 17, did not cause any performance degradation and instead consistently improved the student model on in-domain datasets.

Furthermore, TESSY demonstrated potential for generalization to out-of-domain datasets. On AIME2024 and AIME2025, training with the data synthesized by TESSY improved Qwen3-8B by 3.75% and 0.93%, respectively, while preserving comparable performance on GPQA and OlympiadBench. In contrast, other methods relying on teacher-generated data led to varying degrees of performance degradation. For example, Teacher-Only caused performance drops of 4.35%, 2.71%, and 2.05% on GPQA, AIME2025, and OlympiadBench, respectively.

4. Analysis

4.1. TESSY with Different Student Models

To evaluate the generality of TESSY, we further tested its effectiveness using the more capable MoE model Qwen3-30B-A3B as the student model. As shown in Figure 3, training Qwen3-30B-A3B with data constructed by TESSY led to performance improvements of 6.37% and 10.13% on LiveCodeBench-Pro and OJBench, respectively. While Qwen3-30B-A3B, likely due to its larger model capacity compared to Qwen3-8B, also benefited from training on Teacher-Only data, the gains were relatively modest. In contrast, TESSY provided additional improvements of 5.52% and 8.41% on the two datasets, demonstrating the ability of our method to generalize across different student models.

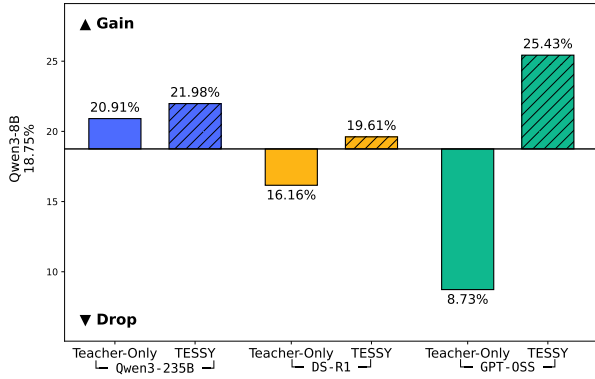


Figure 5: Comparison between Teacher-Only and TESSY with Qwen3-235B, DS-R1, and GPT-OSS as teacher models.

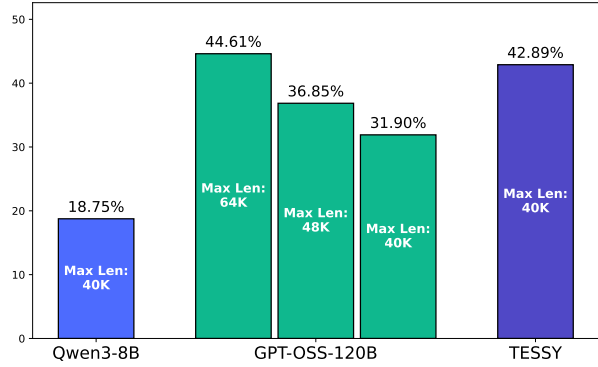


Figure 6: Data quality comparison: TESSY compared with direct data generation (Qwen3-8B, GPT-OSS) on OJBench.

4.2. Importance of Consistent Student Models in Data Synthesis and Training

To further highlight the importance of aligning the data distribution with the target model during SFT, we conducted cross-training experiments in which data synthesized by Qwen3-8B was used to train Qwen3-30B-A3B, and vice versa. As shown in Figure 4, although Qwen3-30B-A3B exhibits stronger code generation capabilities overall, training Qwen3-8B on data generated by Qwen3-30B-A3B led to a 1.94% performance drop on OJBench compared to using data generated by Qwen3-8B. The effect was even more pronounced in the reverse setting: training Qwen3-30B-A3B on data generated by Qwen3-8B resulted in a 2.8% decrease. These results highlight that even within the same model family, mismatches between the training data distribution and the target model can significantly degrade performance during the SFT stage.

4.3. TESSY with Different Teacher Models

Next, we equipped TESSY with different teacher models to further evaluate its generalization. As shown in Figure 5, even when using Qwen3-235B, a model of the same family as Qwen3-8B, TESSY outperformed Teacher-Only by 1.07%, demonstrating that distribution differences can have a significant impact on SFT performance. The effect of distribution mismatch was even more pronounced when using heterogeneous teacher models. In experiments with DS-R1 and GPT-OSS as teachers, Teacher-Only led to performance drops, while TESSY improved performance over Teacher-Only by 3.45% and 16.79%, respectively.

4.4. Quality of Synthesized Data

Unlike evaluating models trained with data synthesized by TESSY, we directly compared the responses generated by TESSY and Teacher-Only on OJBench in Figure 6 to assess the quality of the synthesized data. Although 22.4% of the tokens in TESSY were generated by the weaker Qwen3-8B model (as shown in Figure 17), TESSY still outperformed its teacher model, GPT-OSS-120B, by 10.99% when both were constrained to a maximum generation length of 40K tokens. Even when the maximum generation length of the teacher was increased to 48K, it remained 6.04% behind TESSY, and only slightly exceeded TESSY when extended further to 64K tokens.

These results suggest two key observations. First, incorporating the token generated by the student in TESSY does not significantly degrade generation quality, allowing effective use of the abilities of the teacher model. Second, the teacher’s generation behavior in TESSY may be guided by the student, resulting in earlier termination of reasoning; in particular, the student’s tendency to produce shorter thought traces may have guided GPT-OSS-120B towards earlier completion.

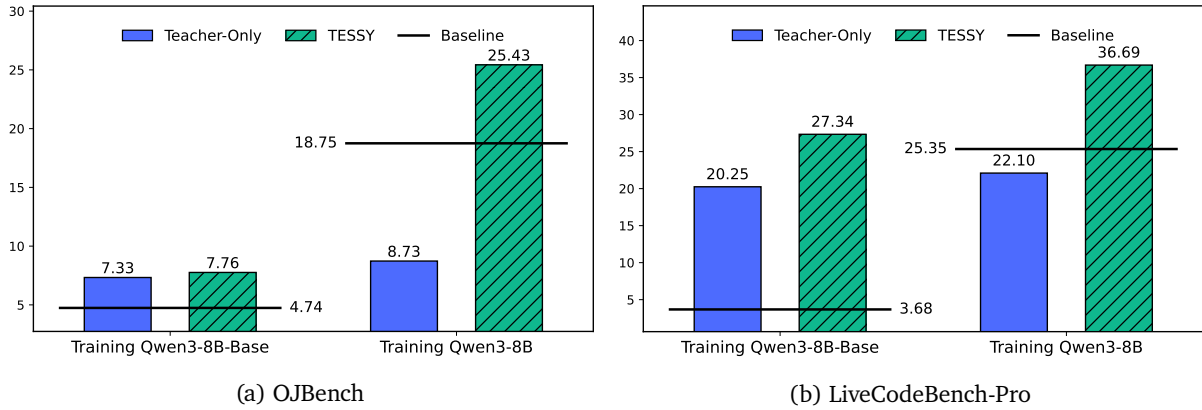


Figure 7: Comparison of TESSY and Teacher-Only across Base and Thinking versions of models.

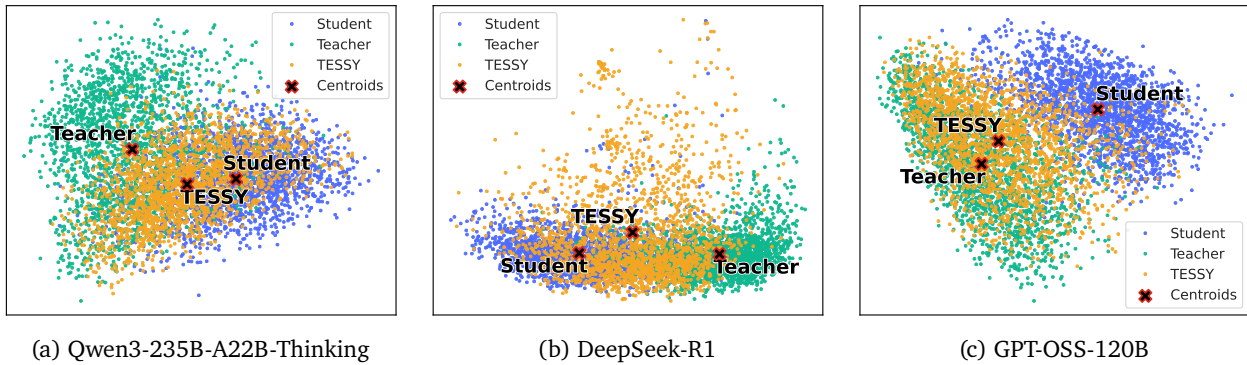


Figure 8: Visualization of the data distribution changes caused by TESSY across three teacher models.

4.5. Advantages of Training on Reasoning Model over Base Model

Given that SFT on reasoning models is inherently challenging, a natural question is *why not perform SFT starting from a more general base model instead?* To address this question, we compared the SFT performance of Qwen3-8B-Base and Qwen3-8B using the same training data synthesized by Teacher-Only and TESSY (with Qwen3-8B as the student model). As shown in Figure 7, although both Teacher-Only and TESSY improve performance when applied to the base model, the resulting models still lag behind Qwen3-8B by 10.99%. Moreover, compared to Qwen3-8B fine-tuned with the data synthesized by TESSY, the corresponding base model versions lag further behind by 17.67%.

This gap suggests that reasoning models, having already acquired substantial knowledge through extensive post-training, provide a stronger starting point for SFT. Discarding this learned knowledge by reverting to a base model represents a larger loss than the potential degradation caused by catastrophic forgetting. Therefore, for tasks such as code generation, we argue that reasoning model provides a more effective starting point for SFT than base model.

Another interesting finding is that TESSY still provides advantages when applied to the base model compared to Teacher-Only. On OJBench, TESSY improved performance by 0.43% over Teacher-Only (Figure 7a), with a more pronounced gain of 7.09% on LiveCodeBench-Pro (Figure 7b). This indicates that Qwen3-8B-Base inherently has its own style, which can conflict with data generated directly by GPT-OSS. Table 3 provides an example of Qwen3-8B-Base solving a code problem, showing that it generates responses according to its own formatting, like an instruct model.

4.6. Changes in Data Distribution

To more clearly illustrate the differences and shifts in data distributions induced by TESSY, we sampled the same 10K questions from the training data and collected the corresponding responses for each method for visualization. Each response was tokenized using Qwen3-8B and represented as a bag-of-words vector based on TF-IDF. Figure 8 shows a PCA visualization of the resulting data distributions, comparing TESSY with Teacher-Only and Student-Only. It can be seen that the distribution of TESSY is shifted towards the student model relative to the teacher distribution, a trend that is consistently observed in three different teacher models, which may help mitigate conflicts caused by distributional differences during SFT.

5. Related Work

Reasoning Model. The LLMs paradigm has shifted to models with deep reasoning capabilities, using extended reasoning traces to decompose complex tasks [19]. Although SFT on synthetic data is a proven strategy for imparting capabilities to base or instruct models [11, 39], it remains underexplored how to further refine a reasoning model, especially since the original training recipes are largely undisclosed. In addition to this, recent studies indicate that reasoning models exhibit distinct styles in different organizations and scales [6, 12]. Moreover, while tokens like “Wait” and “Hmm” are conventionally regarded as mere stylistic markers, emerging evidence suggests that they play a functional role in facilitating complex reasoning [9, 34]. These insights suggest that the SFT data should be carefully designed to preserve the intrinsic reasoning style of the model [27].

Catastrophic Forgetting. Catastrophic forgetting has long been a fundamental challenge [23, 26], and currently preserving the knowledge acquired during the earlier training stages has become a central concern [31]. One line of work mitigates it by constraining parameter updates. Parameter-efficient fine-tuning, which modifies only a small subset of parameters, has become a practical choice for large models [15, 21]. However, freezing most parameters also limits the model’s capacity to acquire new information [4]. Another line of work emphasizes the distribution of training data. Previous studies suggest that learning from the on-policy data sampled from the student model can reduce forgetting by maintaining distributional consistency [5, 37]. However, using only data generated by student can underutilize teacher knowledge. To balance knowledge retention and transfer, we propose a teacher–student framework that generates student-aligned data enriched with teacher knowledge.

Teacher-Student Collaboration. Training student models using data synthesized by a teacher is a widely adopted approach [22, 28]. However, due to differences in capacity and style, a stronger teacher does not necessarily produce a stronger student [25]. Some methods adapt the teacher to a student-friendly distribution, but retraining teachers with hundreds of billions of parameters is often prohibitively expensive [32, 36]. Self-distillation mitigates the distribution mismatch by having the student rewrite teacher-generated references [13, 41], but this process can introduce shortcut behaviors in reasoning models. The closest works are on-policy distillation [1], where the teacher supervises student-generated data, and methods like AdaSwitch further improve this via alternating generation [33]. However, training models with different vocabularies remains a challenge. Moreover, unlike these online approaches, our work focuses on synthesizing offline SFT data that efficiently transfers knowledge across models and tasks, enabling practical and open use.

6. Conclusion

To address the challenge of further improving reasoning models through supervised fine-tuning, we propose a teacher–student cooperation data synthesis framework, in which teacher and student models alternately synthesize responses for training. By involving the student model in the data synthesis, our approach preserves essential reasoning information from the teacher while aligning the synthesized data distribution with the inherent style of the student. In the future, we will further refine the framework to enable a more accurate and efficient identification of style and capability boundaries. In addition, we plan to extend the proposed cooperative paradigm to a wider range of tasks and heterogeneous model settings, exploring its potential for scalable multi-model collaboration.

Impact Statement

This paper introduces a novel data synthesis framework that alleviates the distribution mismatch in training data through a collaborative reasoning approach. From an academic perspective, our study provides new empirical evidence to understand the differences between emerging reasoning models and traditional base models. From an industrial perspective, the proposed framework offers a potentially generalizable approach to enhancing reasoning models, facilitating the development of domain-specific tasks.

In addition, we hope that the insights gained from this work can guide future research and help others avoid costly missteps. In the early stages of our study, we were very puzzled by the severe performance drops of reasoning models on code generation task after extensive SFT training. We initially misattributed the issue to factors such as insufficient response quality from the teacher model, overly simple prompts, or even potential benchmark data leakage. After an arduous investigation, we found that the primary cause was whether the training data were on-policy. Recognizing the effort involved, we hope this work can provide not only a final solution but also insights that guide and inspire future research on reasoning models, while helping others avoid repeating the unproductive paths we explored.

Limitations

Although, as shown in Figure 6, TESSY achieves higher code generation quality than Teacher-Only under the same maximum generation length of 40K tokens, Teacher-Only still slightly outperforms TESSY when the generation length is unrestricted, suggesting a higher upper bound of generation capability. In future work, further extending the capability upper bound of TESSY requires mitigating the quality degradation introduced by synthetic data. Moreover, the main claim of this work is that the distribution mismatch of training data is a primary factor affecting the training of reasoning models. While common data synthesis techniques, such as reject sampling, are not integrated into our data synthesis pipeline, this should not be interpreted as implying that data quality is unimportant. We advocate that, once distribution mismatches are addressed, incorporating additional techniques to continuously improve data quality can further enhance model training.

References

- [1] Rishabh Agarwal, Nino Vieillard, Yongchao Zhou, Piotr Stanczyk, Sabela Ramos Garea, Matthieu Geist, and Olivier Bachem. On-policy distillation of language models: Learning from self-generated mistakes. In *The twelfth international conference on learning representations*. 5
- [2] Sandhini Agarwal, Lama Ahmad, Jason Ai, Sam Altman, Andy Applebaum, Edwin Arbus, Rahul K Arora, Yu Bai, Bowen Baker, Haiming Bao, et al. gpt-oss-120b & gpt-oss-20b model card. *arXiv preprint arXiv:2508.10925*, 2025. 1, 3.2
- [3] Wasi Uddin Ahmad, Sean Narenthiran, Somshubra Majumdar, Aleksander Ficek, Siddhartha Jain, Jocelyn Huang, Vahid Noroozi, and Boris Ginsburg. Opencodereasoning: Advancing data distillation for competitive coding. *arXiv preprint arXiv:2504.01943*, 2025. 1
- [4] Dan Biderman, Jacob Portes, Jose Javier Gonzalez Ortiz, Mansheej Paul, Philip Greengard, Connor Jennings, Daniel King, Sam Havens, Vitaliy Chiley, Jonathan Frankle, et al. Lora learns less and forgets less. *Transactions on Machine Learning Research*. 5
- [5] Howard Chen, Noam Razin, Karthik Narasimhan, and Danqi Chen. Retaining by doing: The role of on-policy data in mitigating forgetting. *arXiv preprint arXiv:2510.18874*, 2025. 1, 5
- [6] Yida Chen, Yuning Mao, Xianjun Yang, Suyu Ge, Shengjie Bi, Lijuan Liu, Saghar Hosseini, Liang Tan, Yixin Nie, and Shaoliang Nie. Your thoughts tell who you are: Characterize the reasoning patterns of llms. *arXiv preprint arXiv:2509.24147*, 2025. 1, 5
- [7] OpenCompass Contributors. Opencompass: A universal evaluation platform for foundation models. <https://github.com/open-compass/opencompass>, 2023. 3.2
- [8] XTuner Contributors. Xtuner: A toolkit for efficiently fine-tuning llm. <https://github.com/InternLM/xtuner>, 2023. 3.1
- [9] Sachin Goyal, Ziwei Ji, Ankit Singh Rawat, Aditya Krishna Menon, Sanjiv Kumar, and Vaishnavh Nagarajan. Think before you speak: Training language models with pause tokens. *arXiv preprint arXiv:2310.02226*, 2023. 5
- [10] Etash Guha, Ryan Marten, Sedrick Keh, Negin Raoof, Georgios Smyrnis, Hritik Bansal, Marianna Nezhurina, Jean Mercat, Trung Vu, Zayne Sprague, et al. Openthoughts: Data recipes for reasoning models. *arXiv preprint arXiv:2506.04178*, 2025. 1, 3.2
- [11] Daya Guo, Dejian Yang, Haowei Zhang, Junxiao Song, Ruoyu Zhang, Runxin Xu, Qihao Zhu, Shirong Ma, Peiyi Wang, Xiao Bi, et al. Deepseek-r1: Incentivizing reasoning capability in llms via reinforcement learning. *arXiv preprint arXiv:2501.12948*, 2025. 1, 5
- [12] Junyu Guo, Shangding Gu, Ming Jin, Costas Spanos, and Javad Lavaei. Stylebench: Evaluating thinking styles in large language models. *arXiv preprint arXiv:2509.20868*, 2025. 5
- [13] Sonam Gupta, Yatin Nandwani, Asaf Yehudai, Dinesh Khandelwal, Dinesh Raghu, and Sachindra Joshi. Selective self-to-supervised fine-tuning for generalization in large language models. In *Findings of the Association for Computational Linguistics: NAACL 2025*, pages 6240–6249, 2025. 5
- [14] Chaoqun He, Renjie Luo, Yuzhuo Bai, Shengding Hu, Zhen Thai, Junhao Shen, Jinyi Hu, Xu Han, Yujie Huang, Yuxiang Zhang, et al. Olympiadbench: A challenging benchmark for promoting agi with olympiad-level bilingual multimodal scientific problems. In *Proceedings of the 62nd Annual Meeting of the Association for Computational Linguistics (Volume 1: Long Papers)*, pages 3828–3850, 2024. 3.2
- [15] Edward J Hu, Phillip Wallis, Zeyuan Allen-Zhu, Yuanzhi Li, Shean Wang, Lu Wang, Weizhu Chen, et al. Lora: Low-rank adaptation of large language models. In *International Conference on Learning Representations*. 5
- [16] Zixian Huang, Xinwei Huang, Ao Wu, Xiaxia Wang, and Gong Cheng. Transforming decoder-only models into encoder-only models with improved understanding capabilities. *Knowl. Based Syst.*, 309:112907, 2024. 2.2

- [17] Zixian Huang, Jiaying Zhou, Chenxu Niu, and Gong Cheng. Spans, not tokens: a span-centric model for multi-span reading comprehension. In *Proceedings of the 32nd ACM International Conference on Information and Knowledge Management*, pages 874–884, 2023. 2.2
- [18] Binyuan Hui, Jian Yang, Zeyu Cui, Jiayi Yang, Dayiheng Liu, Lei Zhang, Tianyu Liu, Jiajun Zhang, Bowen Yu, Keming Lu, et al. Qwen2. 5-coder technical report. *arXiv preprint arXiv:2409.12186*, 2024. 1
- [19] Aaron Jaech, Adam Kalai, Adam Lerer, Adam Richardson, Ahmed El-Kishky, Aiden Low, Alec Helyar, Aleksander Madry, Alex Beutel, Alex Carney, et al. Openai o1 system card. *arXiv preprint arXiv:2412.16720*, 2024. 1, 5
- [20] Naman Jain, King Han, Alex Gu, Wen-Ding Li, Fanjia Yan, Tianjun Zhang, Sida Wang, Armando Solar-Lezama, Koushik Sen, and Ion Stoica. Livecodebench: Holistic and contamination free evaluation of large language models for code. In *The Thirteenth International Conference on Learning Representations*. 3.2
- [21] Shuyang Jiang, Yusheng Liao, Ya Zhang, Yanfeng Wang, and Yu Wang. Taia: Large language models are out-of-distribution data learners. *Advances in Neural Information Processing Systems*, 37:105200–105235, 2024. 5
- [22] Yoon Kim and Alexander M Rush. Sequence-level knowledge distillation. In *Proceedings of the 2016 conference on empirical methods in natural language processing*, pages 1317–1327, 2016. 3.4, 5
- [23] James Kirkpatrick, Razvan Pascanu, Neil Rabinowitz, Joel Veness, Guillaume Desjardins, Andrei A Rusu, Kieran Milan, John Quan, Tiago Ramalho, Agnieszka Grabska-Barwinska, et al. Overcoming catastrophic forgetting in neural networks. *Proceedings of the national academy of sciences*, 114(13):3521–3526, 2017. 5
- [24] Woosuk Kwon, Zhuohan Li, Siyuan Zhuang, Ying Sheng, Lianmin Zheng, Cody Hao Yu, Joseph E. Gonzalez, Hao Zhang, and Ion Stoica. Efficient memory management for large language model serving with pagedattention. In *Proceedings of the ACM SIGOPS 29th Symposium on Operating Systems Principles*, 2023. 3.1
- [25] Yuetai Li, Xiang Yue, Zhangchen Xu, Fengqing Jiang, Luyao Niu, Bill Yuchen Lin, Bhaskar Ramasubramanian, and Radha Poovendran. Small models struggle to learn from strong reasoners. *arXiv preprint arXiv:2502.12143*, 2025. 5
- [26] Zhizhong Li and Derek Hoiem. Learning without forgetting. *IEEE transactions on pattern analysis and machine intelligence*, 40(12):2935–2947, 2017. 5
- [27] Zhuang Li, Yuncheng Hua, Thuy Vu, Haolan Zhan, Lizhen Qu, and Gholamreza Haffari. Scar: Data selection via style consistency-aware response ranking for efficient instruction-tuning of large language models. In *Proceedings of the 63rd Annual Meeting of the Association for Computational Linguistics (Volume 1: Long Papers)*, pages 12756–12790, 2025. 5
- [28] Alexander Lin, Jeremy Wohlwend, Howard Chen, and Tao Lei. Autoregressive knowledge distillation through imitation learning. In *Proceedings of the 2020 Conference on Empirical Methods in Natural Language Processing (EMNLP)*, pages 6121–6133, 2020. 3.4, 5
- [29] Zihan Liu, Zhuolin Yang, Yang Chen, Chankyu Lee, Mohammad Shoeybi, Bryan Catanzaro, and Wei Ping. Acereason-nemotron 1.1: Advancing math and code reasoning through sft and rl synergy. *arXiv preprint arXiv:2506.13284*, 2025. 1, 3.2
- [30] Renjie Luo, Jiayi Li, Chen Huang, and Wei Lu. Through the valley: Path to effective long cot training for small language models. *arXiv preprint arXiv:2506.07712*, 2025. 1
- [31] Yun Luo, Zhen Yang, Fandong Meng, Yafu Li, Jie Zhou, and Yue Zhang. An empirical study of catastrophic forgetting in large language models during continual fine-tuning. *IEEE Transactions on Audio, Speech and Language Processing*, 2025. 5
- [32] Dae Young Park, Moon-Hyun Cha, Daesin Kim, Bohyung Han, et al. Learning student-friendly teacher networks for knowledge distillation. *Advances in neural information processing systems*, 34:13292–13303, 2021. 5

- [33] Jingyu Peng, Maolin Wang, Hengyi Cai, Yuchen Li, Kai Zhang, Shuaiqiang Wang, Dawei Yin, and Xiangyu Zhao. Adaswitch: Adaptive switching generation for knowledge distillation. *arXiv preprint arXiv:2510.07842*, 2025. 5
- [34] Chen Qian, Dongrui Liu, Haochen Wen, Zhen Bai, Yong Liu, and Jing Shao. Demystifying reasoning dynamics with mutual information: Thinking tokens are information peaks in llm reasoning. *arXiv preprint arXiv:2506.02867*, 2025. 5
- [35] David Rein, Betty Li Hou, Asa Cooper Stickland, Jackson Petty, Richard Yuanzhe Pang, Julien Dirani, Julian Michael, and Samuel R Bowman. Gpqa: A graduate-level google-proof q&a benchmark. In *First Conference on Language Modeling*, 2024. 3.2
- [36] Ayan Sengupta, Shantanu Dixit, Md Shad Akhtar, and Tanmoy Chakraborty. A good learner can teach better: Teacher-student collaborative knowledge distillation. In *ICLR*, 2024. 5
- [37] Idan Shenfeld, Jyothish Pari, and Pulkit Agrawal. RL’s razor: Why online reinforcement learning forgets less. *arXiv preprint arXiv:2509.04259*, 2025. 5
- [38] Zhexu Wang, Yiping Liu, Yejie Wang, Wenyang He, Bofei Gao, Muxi Diao, Yanxu Chen, Kelin Fu, Flood Sung, Zhilin Yang, et al. Ojbench: A competition level code benchmark for large language models. *arXiv preprint arXiv:2506.16395*, 2025. 1, 1, 3.2
- [39] An Yang, Anfeng Li, Baosong Yang, Beichen Zhang, Binyuan Hui, Bo Zheng, Bowen Yu, Chang Gao, Chengen Huang, Chenxu Lv, et al. Qwen3 technical report. *arXiv preprint arXiv:2505.09388*, 2025. 1, 1, 5
- [40] An Yang, Beichen Zhang, Binyuan Hui, Bofei Gao, Bowen Yu, Chengpeng Li, Dayiheng Liu, Jianhong Tu, Jingren Zhou, Junyang Lin, et al. Qwen2. 5-math technical report: Toward mathematical expert model via self-improvement. *arXiv preprint arXiv:2409.12122*, 2024. 1
- [41] Zhaorui Yang, Tianyu Pang, Haozhe Feng, Han Wang, Wei Chen, Minfeng Zhu, and Qian Liu. Self-distillation bridges distribution gap in language model fine-tuning. In Lun-Wei Ku, Andre Martins, and Vivek Srikumar, editors, *Proceedings of the 62nd Annual Meeting of the Association for Computational Linguistics (Volume 1: Long Papers), ACL 2024, Bangkok, Thailand, August 11-16, 2024*, pages 1028–1043. Association for Computational Linguistics, 2024. 3.4, 5
- [42] Zihan Zheng, Zerui Cheng, Zeyu Shen, Shang Zhou, Kaiyuan Liu, Hansen He, Dongruixuan Li, Stanley Wei, Hangyi Hao, Jianzhu Yao, et al. Livecodebench pro: How do olympiad medalists judge llms in competitive programming? *arXiv preprint arXiv:2506.11928*, 2025. 1, 1, 3.2

A. Appendix

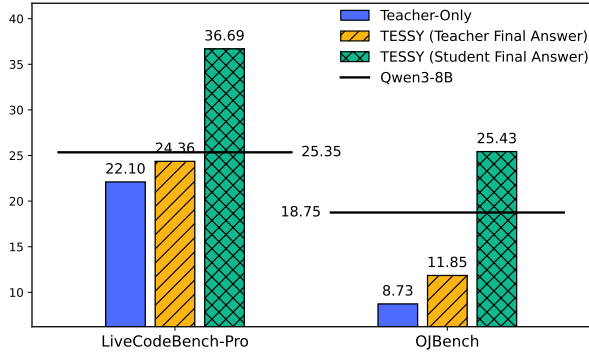


Figure 9: Performance comparison in TESSY with final answers generated by the teacher or the student model.

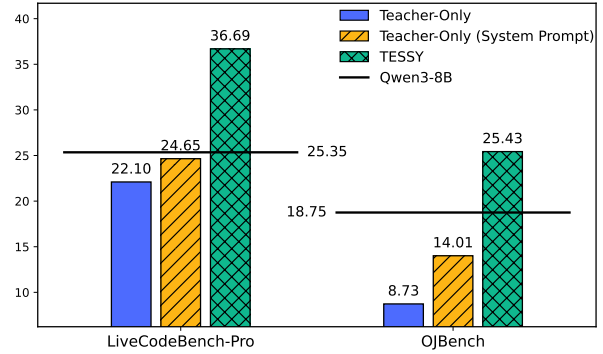


Figure 10: Performance comparison in TESSY with training on Teacher-Only data isolated using an independent system prompt.

A.1. Model Selection for Final Answer Generation

To better maintain consistency with the style of the student, TESSY uses the student model to generate the final answer instead of the teacher model. To evaluate the effectiveness of this strategy, we conducted experiments as shown in Figure 9. We observed that although the teacher model has stronger code generation ability, using it to generate the final answer led to performance drops of 12.33% and 13.58%, respectively. This indicates that avoiding style conflicts in SFT data is more important than achieving marginal improvements in data quality. Meanwhile, compared to Teacher-Only, TESSY using the teacher model to generate the final answer still achieved gains of 2.26% and 3.12% on LiveCodeBench-Pro and OJBench, respectively, further confirming the effectiveness of the alternating generation.

A.2. Comparison of System Prompt Isolation

Using an independent system prompt to distinguish newly introduced SFT data from training data that the model might already have seen was a common engineering practice that helped mitigate distribution conflicts. In Figure 10, we evaluated the effect of adding an independent system prompt when training with Teacher-Only data and during inference. The results showed that with system prompt isolation, the performance of OJBench and LiveCodeBench-Pro improved by 2.55% and 5.28%, respectively, compared to the setting without system prompt. However, although system prompt isolation alleviated data distribution conflicts to some extent, it could not fully compensate for the performance degradation caused by training on stylistically different Teacher-Only data. Compared to the Qwen3-8B baseline, the performance still dropped by 0.70% on OJBench and 4.74% on LiveCodeBench-Pro, not to mention the still substantial gap compared with TESSY.

A.3. Performance Over Epochs

In Figure 11, we present the changes in the code generation performance of Qwen3-8B trained with TESSY synthesized data at different epochs. During the initial stages of training, the model’s code generation ability temporarily decreased, likely due to adaptation to the new data distribution. By the third epoch, the model’s performance had recovered to the level observed at the start of training. In subsequent epochs, its performance on LiveCodeBench-Pro and OJBench gradually improved, reaching a peak on OJBench at the 8th epoch with a score of 26.08%, while on LiveCodeBench-Pro it continued to grow, reaching 36.69% at the 9th epoch. This experiment also demonstrates that a sufficient computational budget is necessary to further enhance the reasoning capabilities of the model.

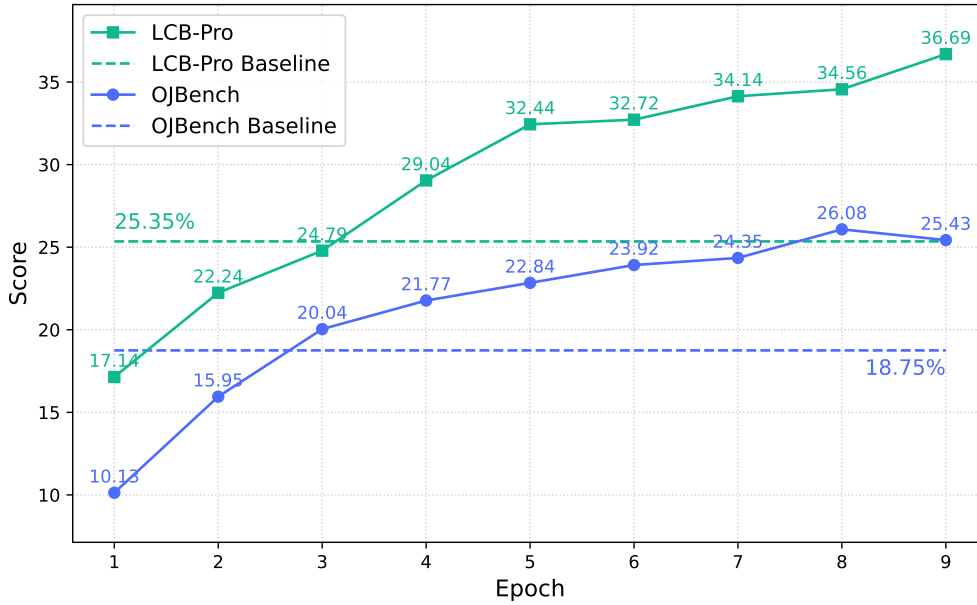


Figure 11: Performance of Qwen3-8B trained with TESSY (GPT-OSS-120B) across different epochs.

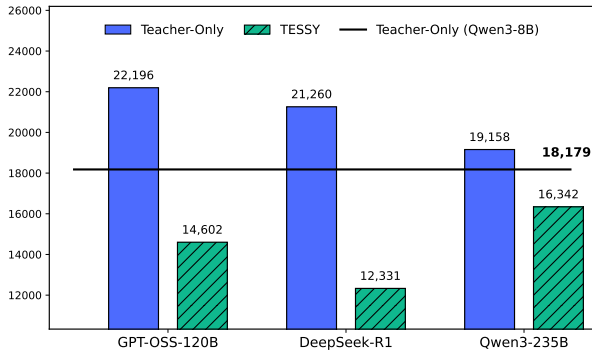


Figure 12: Comparison of average token counts across different synthetic data generation methods.

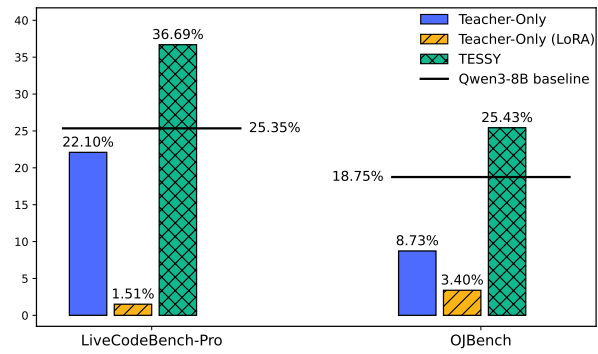


Figure 13: Comparison of TESSY and Teacher-Only methods trained with LoRA and full parameters.

A.4. Comparison of Average Token Counts

An additional benefit of TESSY is that it produces responses that are not only comparable in quality to the teacher (Figure 6) but also significantly shorter than those generated directly by the teacher. Figure 12 shows the average token counts for synthetic data generated by different methods. While the three large-scale teacher models produce responses with substantially more tokens than Qwen3-8B, responses generated under the TESSY framework are even shorter than those of Qwen3-8B. Specifically, compared to the Teacher-Only approach, TESSY reduces the average token count by 7,594, 8,938, and 2,816 when using GPT-OSS-120B, DeepSeek-R1, and Qwen3-235B-A22B-Thinking, respectively.

This phenomenon may occur because a weaker student model tends to terminate its thinking process earlier when it is exposed to teacher-enhanced reasoning trajectories. As illustrated by the examples in Table 4, in most cases, the student generates the token at the end of the thinking. This behavior not only enables more efficient training and inference, but also provides a new perspective to further improve the quality of TESSY.

A.5. Performance of LoRA

LoRA is typically considered to mitigate catastrophic forgetting during training by freezing most of the model parameters. However, the experimental results presented in Figure 13 suggest that this may not always hold.

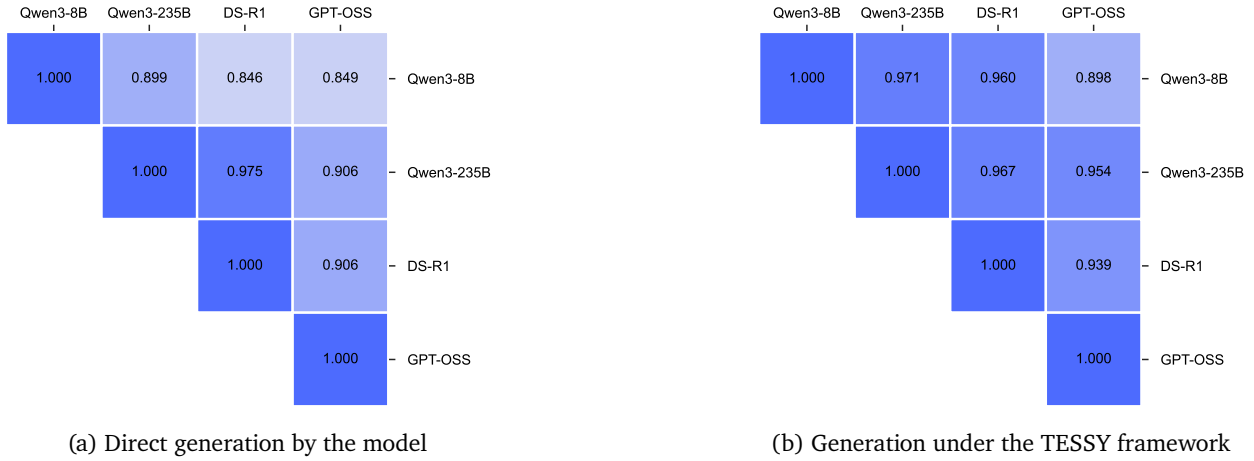


Figure 14: Comparison of the average output similarity between Qwen3-8B and three teacher models.

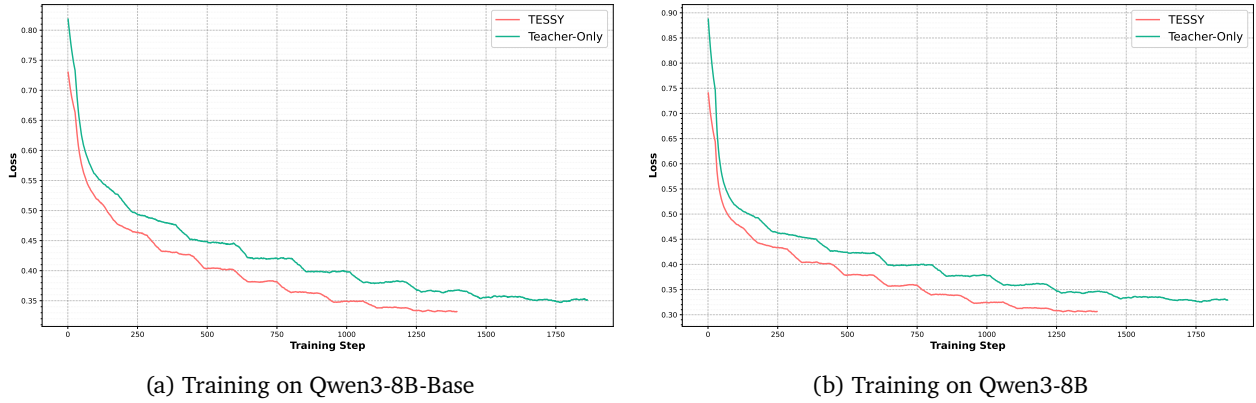


Figure 15: Comparison of training loss curves on Base and Reasoning models using SFT data synthesized by TESSY and the Teacher-Only.

When trained with a rank of 8 and alpha of 16 after 9 epochs, LoRA exhibited substantial performance drops on both LiveCodeBench-Pro and OJBench, even performing significantly worse than the fully fine-tuned model. These results suggest that, in reasoning models, even small parameter updates may disproportionately affect performance. Moreover, adapting to distributional differences in the data may require substantial parameter updates, which LoRA’s limited update capacity may not provide.

A.6. Changes in Model Output Similarity

In Figure 14, we compared the similarities of the output between different models and methods to quantify the magnitude of the differences in the data distribution and the effect introduced by TESSY. Following the same approach as in Figure 8, each sample was represented by a bag-of-words vector constructed using TF-IDF, and the average similarity between the responses under the same query was calculated to measure distributional differences between methods.

Similarly to Figure 14a and Figure 14b, it was observed that TESSY effectively increased all similarity between Qwen3-8B and all teacher models. Specifically, the similarities for Qwen3-235B-A22B-Thinking, DeepSeek-R1, and GPT-OSS-120B increased from 0.899, 0.846, and 0.849 to 0.971, 0.960, and 0.898, respectively. Moreover, compared with DeepSeek-R1 and Qwen3-235B-A22B-Thinking, the distance between GPT-OSS-120B and Qwen3-8B remains larger, which is consistent with the observations in Figure 5: training with GPT-OSS-120B under the Teacher-Only approach leads to the largest performance drop among the three teacher models.

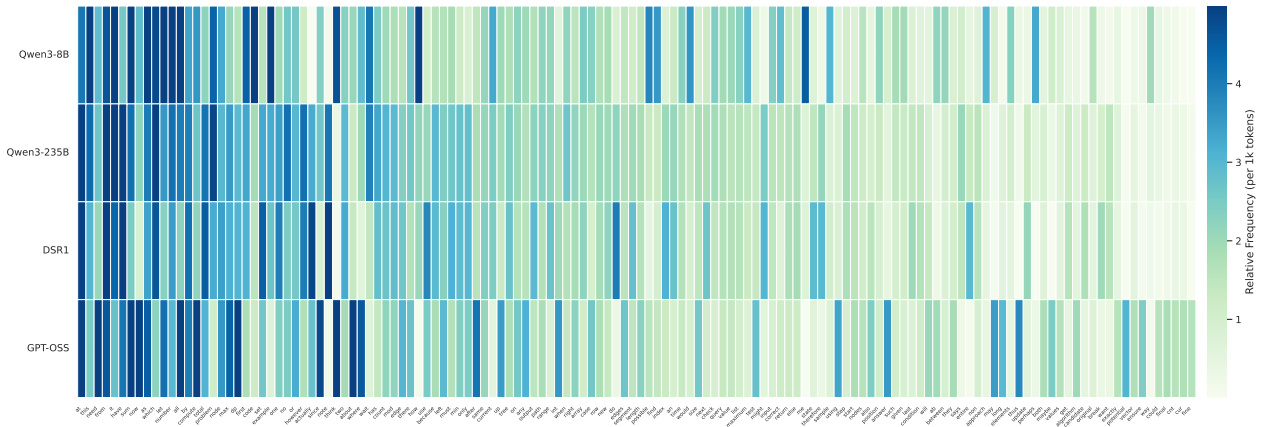


Figure 16: Comparison of frequently used words across models. Darker colors indicate higher word frequencies in the outputs of the corresponding models.

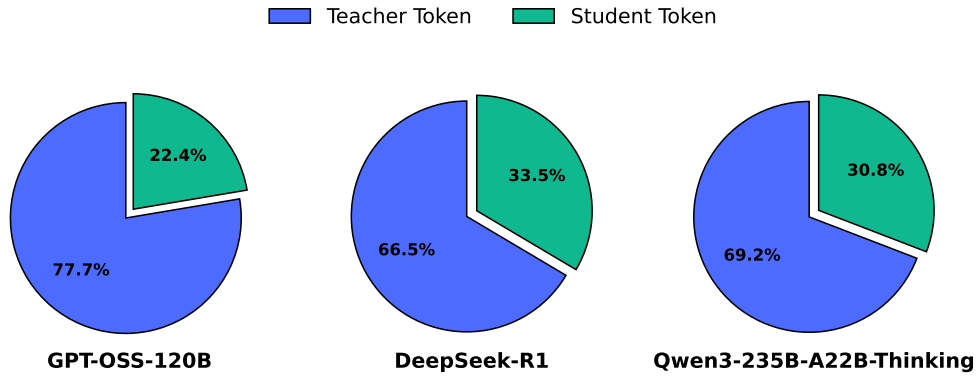


Figure 17: Average ratio of teacher-generated and student-generated tokens under the TESSY framework.

A.7. Training Loss Curve

In Figure 15, we show the loss curves for Qwen3-8B-Base and Qwen3-8B trained with SFT data synthesized using TESSY and the Teacher-Only approach. It was observed that training with TESSY data consistently resulted in lower loss compared to Teacher-Only data. This improvement was attributed to the ability of TESSY to mitigate spurious loss caused by style tokens that did not contribute to knowledge learning. Furthermore, consistent with the discussion in Section 4.5 and the evidence presented in Figure 7, training reasoning models resulted in lower loss compared to training base models, underscoring the benefit of using reasoning models as the starting point for training. Moreover, for base models, the loss curve with TESSY remained consistently below that of Teacher-Only, suggesting that the challenge of data style conflict was a general phenomenon.

A.8. Demonstration of Outputs

In Figure 16, we specifically compare the most frequently used words in the outputs of different models. It can be observed that certain typical high-frequency words of Qwen3-8B, such as “example” and “how”, appear with much lower frequency in the outputs of other models. In Table 4, we further illustrate the differences between GPT-OSS-120B, Qwen3-8B, and the thinking content generated using TESSY. Table 5 presents the final answers generated by GPT-OSS-120B and Qwen3-8B, clearly highlighting the stylistic differences across the outputs of different models.

Table 2: Prompt used to annotate the training data of boundary predictor.

Prompt
<p>You are a text analysis expert. Task: Extract all spans of text that are transitional, filler, or tone-setting phrases. What to extract:</p> <ul style="list-style-type: none">• Include phrases or sentences that:<ul style="list-style-type: none">– Express hesitation, tone, or attitude (e.g., “well”, “okay”, “so”, “let’s see”, “I think”)– Indicate transition or setup (e.g., “to begin with”, “in this case”, “for example”, “but if”)– Serve as narration or connection, not analysis• Do not include:<ul style="list-style-type: none">– Actual reasoning, deduction, or explanation– Code or formula descriptions– Problem-solving steps <p>Output format (STRICT JSON):</p> <ul style="list-style-type: none">• Return a JSON array of strings, e.g.: ["", "", ...]• Rules:<ol style="list-style-type: none">1. Each span must be copied verbatim from the original text.2. Preserve order of appearance.3. If there are none, return an empty list: []4. Output only the JSON array — no explanation or extra text. <p><input_text> {think_text} </input_text></p>

Table 3: Example output of Qwen3-8B-Base

Problem Description
<p>Given a transcript of a Fizz Buzz game (where numbers divisible by a are replaced with “Fizz”, by b with “Buzz”, and by both with “FizzBuzz”), find any valid values of a and b that could generate the transcript. Input: Two integers c and d ($1 \leq c \leq d \leq 10^5$) indicating the range, followed by $d - c + 1$ tokens (integers or “Fizz”/“Buzz”/“FizzBuzz”). Output: Two positive integers a and b ($1 \leq a, b \leq 10^6$) consistent with the transcript. If multiple solutions exist, output any one.</p>
Response of Qwen3-8B-Base
<p>To solve this problem, we need to determine the values of a and b that could have generated the given transcript. The key insight is that the transcript consists of numbers and strings (“Fizz”, “Buzz”, “FizzBuzz”) that correspond to multiples of a and b ... To find a and b, we can: ...</p> <ul style="list-style-type: none">• Identify the positions of “Fizz” and “Buzz” in the transcript.• ... <p>Approach</p> <ul style="list-style-type: none">• Identify the positions of “Fizz” and “Buzz”: ... <p>Solution Code</p> <pre>#include <iostream> ... </pre> <p>Explanation</p> <ul style="list-style-type: none">• Input Reading:<ul style="list-style-type: none">– The program reads the range $[c, d]$ and the transcript.• Position Identification:<ul style="list-style-type: none">– The program identifies the positions of “Fizz” and “Buzz” in the transcript.• Validation Loop:<ul style="list-style-type: none">– The program iterates over possible values of a and b and checks if they satisfy the conditions for the transcript.• Output:<ul style="list-style-type: none">– The first valid pair (a, b) is output, and the program terminates. <p>This approach ensures that we find a valid pair (a, b) that could have generated the given transcript.</p>

Table 4: Comparison of thinking content generated by the teacher, student, and TESSY for the same programming problem, with TESSY portions generated by the student highlighted in purple.

Problem Description
<p>Given a transcript of a Fizz Buzz game (where numbers divisible by a are replaced with “Fizz”, by b with “Buzz”, and by both with “FizzBuzz”), find any valid values of a and b that could generate the transcript. Input: Two integers c and d ($1 \leq c \leq d \leq 10^5$) indicating the range, followed by $d - c + 1$ tokens (integers or “Fizz”/“Buzz”/“FizzBuzz”). Output: Two positive integers a and b ($1 \leq a, b \leq 10^6$) consistent with the transcript. If multiple solutions exist, output any one.</p>
Thinking of Student Model (Qwen3-8B)
<p><think> Okay, let’s see. I need to solve this Fizz Buzz reverse problem ... First, I need to understand what the transcript implies about a and b ... Let me think about how to model this ... But wait, the transcript could have numbers that are not divisible by a or b. So for each entry in the transcript, we can derive constraints on a and b. The challenge is to find a and b that satisfy all these constraints. Let me think about how to approach this ... But how do I find a and b that satisfy all these constraints? ... Thus, the code is implemented as described. </think></p>
Thinking of Teacher Model (GPT-OSS-120B)
<p><think> We need to solve the reverse FizzBuzz problem: given a transcript from c to d inclusive, each entry is either a number (as integer string) or one of the words “Fizz”, “Buzz”, “FizzBuzz”. The transcript is guaranteed to be consistent with some a, b ($1 \leq a, b \leq 1e6$). Need to output any such a, b. Constraints: c, d up to $1e5$ length (max length of transcript is up to $1e5$). a, b up to $1e6$. Goal: find any pair (a, b) that matches. We need to parse transcript: for each integer i from c to d, we have output string s_i. If s_i is a number, it must be exactly the integer i (as decimal). If s_i is “Fizz”, then i is multiple of a but not b. If “Buzz”: multiple of b but not a. If “FizzBuzz”: multiple of both a and b (i.e., multiple of $\text{lcm}(a, b)$) ... We need to find any a, b. This is like solving constraints. Observation: The numbers in transcript that are numeric give us direct constraints: Let’s write code.</think></p>
Thinking of TESSY (Teacher: GPT-OSS-120B, Student: Qwen3-8B)
<p><think> Okay, I need to solve the problem: given a transcript of FizzBuzz from integer c to d inclusive, ... Edge Cases: If F is empty (no “Fizz” or “FizzBuzz” tokens). ... So if $d \leq 10^6$, we can set $a = d + 1$ (if $\leq 10^6$). But that’s possible. But how to find a and b? Let me think of the approach: - Parse tokens into list $\text{tokens}[0..len - 1]$ corresponding to $n = c + i$. That’s part of NB_for_b (since $\text{set_fizz} \in \text{NB_for_b}$). So for b, we need b not dividing any n in NB_for_b ... But since a divides all fizzbuzz numbers (by dividing G_f) and b also divides all fizzbuzz numbers (by dividing G_b), they both will divide them. So the independent selection works ... Now, code: ... Edge Cases: Case where transcript includes only Fizz and FizzBuzz, no Buzz, no numbers. Example: $c = 1$, $d = 5$ tokens: “Fizz 2 3”? ... Let’s think of a case where all tokens are “Fizz” or “FizzBuzz”... That would require that $a = 1$ (so every number is multiple of a) and b is something that divides some numbers (Buzz) but we don’t have any Buzz tokens. So that’s impossible unless b is also 1? Not sure. But regardless, Thus, the code should handle all cases. Now, let’s code it. </think></p>

Table 5: Comparison of final answer content generated by the teacher and student models for the same programming problem

<p>Problem Description</p> <p>Given a transcript of a Fizz Buzz game (where numbers divisible by a are replaced with “Fizz”, by b with “Buzz”, and by both with “FizzBuzz”), find any valid values of a and b that could generate the transcript. Input: Two integers c and d ($1 \leq c \leq d \leq 10^5$) indicating the range, followed by $d - c + 1$ tokens (integers or “Fizz”/“Buzz”/“FizzBuzz”). Output: Two positive integers a and b ($1 \leq a, b \leq 10^6$) consistent with the transcript. If multiple solutions exist, output any one.</p>
<p>Final Answer of Student Model (Qwen3-8B)</p> <p>To solve the Fizz Buzz reverse problem, we need to determine possible values of integers a and b that could generate a given transcript of the game. The transcript consists of numbers and the words “Fizz”, “Buzz”, and “FizzBuzz” corresponding to multiples of a, b, and both a and b respectively.</p> <p>Approach</p> <ul style="list-style-type: none"> • Parse Input: Read the range of the transcript and the transcript itself. • Classify Entries: Identify which entries are “Fizz”, “Buzz”, “FizzBuzz”, or numbers. This helps in determining constraints on a and b. • Determine Constraints: For entries that are “Fizz” or “FizzBuzz”, a must divide the corresponding number... • Generate Candidates: For “Fizz” and “FizzBuzz” entries, compute the GCD of all such numbers and generate all its divisors as potential values for a ... • Validate Candidates: Check all combinations of a and b to find a valid pair that satisfies all constraints from the transcript. <p>Solution Code</p> <pre>#include <bits/stdc++.h> using namespace std; ... </pre> <p>Explanation</p> <ul style="list-style-type: none"> • Input Parsing: The input is read and stored in a vector of strings representing the transcript. • Classifying Entries: We classify each entry to determine which numbers are divisible by a, b, or both. • Generating Candidates: Using the GCD of relevant numbers, we generate potential values for a and b. If no such entries exist, we find the smallest number that does not divide any number in the transcript. • Validation: For each candidate pair (a, b), we check if it satisfies all constraints from the transcript ... <p>This approach ensures that we efficiently narrow down the possible values of a and b and validate them against the transcript constraints.</p>
<p>Final Answer of Teacher Model (GPT-OSS-120B)</p> <p>Solution Explanation</p> <p>For every integer i, ...</p> <ol style="list-style-type: none"> 1. Reformulating the conditions $S_Fizz = \{ i \mid type(i) = Fizz \}$... 2. Determining a If A is empty, a never has to divide any number, we may choose any value that ... 3. Algorithm read c, d ... 4. Correctness Proof <ul style="list-style-type: none"> • Lemma 1: If A is non-empty, any integer x that divides every element of A must divide $G = \gcd(A)$; conversely every divisor of G divides every element of A. Proof: ... • ... 5. Complexity Analysis $N = d - c + 1 (\leq 10^5)$... Both limits are easily satisfied. 6. Reference Implementation <pre>#include <bits/stdc++.h> using namespace std; ... </pre> The program follows exactly the algorithm proven correct above and conforms to the GNU C++17 compiler.