

# OCCUBENCH: Evaluating AI Agents on Real-World Professional Tasks via Language World Models

Xiaomeng Hu<sup>1,2,\*†</sup> Yinger Zhang<sup>1\*</sup> Fei Huang<sup>1†</sup> Jianhong Tu<sup>1†</sup> Yang Su<sup>1</sup>  
Lianghao Deng<sup>1</sup> Yuxuan Liu<sup>1</sup> Yantao Liu<sup>1</sup> Dayiheng Liu<sup>1</sup> Tsung-Yi Ho<sup>2†</sup>

<sup>1</sup>Qwen Team, Alibaba Group    <sup>2</sup>The Chinese University of Hong Kong

\*Equal contribution    †Work done during internship at Qwen Team    ‡Corresponding author

 Project Page ·  Code ·  Data

Correspondence: {xmhu23, tyho}@cse.cuhk.edu.hk,  
{zhangyinger.zye, feihu.hf, tujianhong.tjh}@alibaba-inc.com

## Abstract

AI agents are expected to perform professional work across hundreds of occupational domains (from emergency department triage to nuclear reactor safety monitoring to customs import processing), yet existing benchmarks can only evaluate agents in the few domains where public environments exist. We introduce OCCUBENCH, a benchmark covering **100 real-world professional task scenarios** across **10 industry categories** and **65 specialized domains**, enabled by *Language World Models* (LWMs) that simulate domain-specific environments through LLM-driven tool response generation. Our multi-agent synthesis pipeline automatically produces evaluation instances with guaranteed solvability, calibrated difficulty, and document-grounded diversity. OCCUBENCH evaluates agents along two complementary dimensions: task completion across professional domains and environmental robustness under controlled fault injection (explicit errors, implicit data degradation, and mixed faults). We evaluate 15 frontier models across 8 model families and find that: (1) no single model dominates all industries, as each has a distinct occupational capability profile; (2) implicit faults (truncated data, missing fields) are harder than both explicit errors (timeouts, 500s) and mixed faults, because they lack overt error signals and require the agent to independently detect data degradation; (3) larger models, newer generations, and higher reasoning effort consistently improve performance. GPT-5.2 improves by 27.5 points from minimal to maximum reasoning effort; and (4) strong agents are not necessarily strong environment simulators. Simulator quality is critical for LWM-based evaluation reliability. OCCUBENCH provides the first systematic cross-industry evaluation of AI agents on professional occupational tasks.

## 1 Introduction

AI agents are increasingly expected to perform professional work across diverse occupational domains: triaging emergency patients, auditing financial reports, scheduling factory production lines, responding to network intrusions, processing customs declarations, and coordinating wildfire evacuations. These scenarios represent the highest-value applications of AI agent technology, where autonomous decision-making through multi-step tool use can augment or replace costly human expertise.

However, a fundamental evaluation gap exists: **the professional domains where agents would deliver the most value are precisely the domains where no benchmarks exist.** Consider the following questions that no existing benchmark can answer:

- Can an agent triage patients in an emergency department? *No public environment exists.*
- Can an agent manage a nuclear reactor safety alert? *No benchmark covers this.*
- Can an agent process customs import declarations? *No API is available.*
- Can an agent control greenhouse irrigation based on sensor data? *No testbed exists.*

This is not a collection of edge cases; it is the *default state* for the vast majority of professional work. Existing agent benchmarks are structurally unable to address these domains due to several fundamental limitations:

**The Untestable Majority.** The professional domains where AI agents are most needed, including healthcare, finance, legal, manufacturing, energy, governance, and logistics, which are bound to enterprise systems with no public APIs, no external access, and irreversible real-world consequences. Current benchmarks are confined to domains with available environments: WebArena (Zhou et al., 2024) to web browsing, OSWorld (Xie et al., 2024) to desktop operations, SWE-bench (Jimenez et al., 2024) to code repositories, and TAU-bench (Yao et al., 2024) to retail and airline APIs. The result is a severe evaluation blind spot covering the vast majority of high-value professional work.

**Prohibitive Scaling Cost.** Even within covered domains, each benchmark is constrained by its environment implementation. Adding a new domain to WebArena requires deploying and configuring entire web applications; extending TAU-bench requires integrating new real APIs or manually writing simulators. This engineering overhead makes scaling to dozens or hundreds of professional domains practically infeasible.

**No Robustness Evaluation.** Real-world environments are noisy: APIs time out, data arrives incomplete, services degrade silently. Yet existing benchmarks evaluate agents exclusively on the “happy path,” providing no systematic assessment of how agents handle environmental faults. This gap is critical for production deployment decisions.

**Our Approach: Language World Models.** Our key observation is that **the environment itself can be simulated by an LLM**. Given a configuration  $c = (\text{system\_prompt}, \text{tool\_schema}, \text{initial\_state}, \text{state\_description})$ , an LLM becomes a stateful, interactive environment, i.e., a *Language World Model* (LWM). As long as an LLM understands the operational logic of a domain, it can simulate tool responses for that domain. This transforms environment construction from an engineering problem into a configuration problem, extending benchmark coverage from “domains with public environments” to “any domain an LLM can understand.”

Based on LWMs, we present OCCUBENCH, a benchmark covering **100 real-world professional task scenarios** across **10 industry categories** and **65 specialized domains**, with **382 evaluation instances**. Each scenario corresponds to a real human job role (emergency triage nurse, operations engineer, customs officer, production scheduler), ensuring that evaluation results directly reflect an agent’s fitness for professional work.

OCCUBENCH evaluates agents along two complementary dimensions:

1. **Task Completion:** Multi-step decision-making across 10 industry categories, revealing each model’s cross-industry capability profile.
2. **Environmental Robustness:** Performance under controlled fault injection, including explicit errors (timeouts, 500s), implicit degradation (truncated data, missing fields), and mixed faults, quantifying an agent’s resilience to real-world environmental noise.

We evaluate 15 frontier models spanning 8 model families and make the following key findings:

- **No single model dominates all industries:** Gemini 3.1 Pro leads in Education (84%) and Science (81%) but struggles in Healthcare (62%); Claude Opus 4.6 excels in

Transportation (77%) but trails in Commerce (53%). Every model has blind spots invisible to single-domain benchmarks.

- **Implicit faults are harder than explicit faults:** Average performance under E2 (implicit, 53.4%) drops far more than E1 (explicit, 62.6%) from E0 (67.5%). Implicit faults lack overt error signals and require agents to independently detect data degradation, a capability most models lack.
- **Scaling consistently improves performance:** Larger models outperform smaller variants within every family, newer generations outperform older ones, and higher reasoning effort yields better results. GPT-5.2 improves by 27.5 points from none to xhigh effort.
- **Strong agents are not necessarily strong simulators:** GPT-5.2 ranks first as an agent (79.6%) but produces the worst environment simulation quality. When using a sufficiently capable simulator, pairwise ranking agreement reaches 85.7%, confirming that LWM-based evaluation is reliable.

## 2 Related Work

**Agent Benchmarks.** Agent benchmarks can be categorized by environment type. *Web environments:* WebArena (Zhou et al., 2024) deploys real websites for browser-based tasks; VisualWebArena (Koh et al., 2024) and Mind2Web (Deng et al., 2023) extend to visual and cross-domain web interaction; WorkArena (Drouin et al., 2024) targets enterprise knowledge work on ServiceNow; BrowseComp (Wei et al., 2025) evaluates deep web navigation. *OS and mobile environments:* OSWorld (Xie et al., 2024) provides full operating system virtual machines; AndroidWorld (Rawles et al., 2025) benchmarks mobile app automation; MobileBench (Deng et al., 2024) evaluates LLM-based mobile agents. *Code environments:* SWE-bench (Jimenez et al., 2024) evaluates repository-level issue resolution; InterCode (Yang et al., 2023) provides interactive coding with execution feedback; Terminal-Bench (Merrill et al., 2026) tests agents in real terminal environments. *Tool and API environments:* TAU-bench (Yao et al., 2024) evaluates tool-agent-user interaction; BFCL (Patil et al., 2024) benchmarks function calling; AgentBench (Liu et al., 2024) covers 8 distinct environments; ToolBench (Qin et al., 2024) evaluates across 16,000+ real-world APIs; GAIA (Mialon et al., 2023) tests general assistant capabilities with multi-modal reasoning and tool use; MINT (Wang et al., 2024) evaluates multi-turn interaction with tools; and MCP-Bench (Li et al., 2025a), MCP-Atlas (Saad-Falcon et al., 2026), MCPMark (eval-sys, 2025), and Toolathlon (Li et al., 2026) benchmark tool-use competency through real MCP servers.

All share fundamental limitations: (1) environments require substantial engineering to construct and maintain; (2) test sets are static and vulnerable to data contamination; (3) no systematic environmental robustness evaluation; and most critically, (4) **domain coverage is extremely limited:** all existing benchmarks combined cover only web browsing, code editing, desktop operations, and a handful of API domains, leaving the vast majority of professional occupational tasks untestable.

**Real-World Professional Task Evaluation.** Several recent benchmarks target economically valuable professional work. GDPVal (Patwardhan et al., 2025) covers 44 occupations across 9 industries with 1,320 tasks graded by industry experts, focusing on *output-quality* tasks (writing legal briefs, creating presentations). \$OneMillion-Bench (Yang et al., 2026) evaluates 400 expert-curated tasks across Law, Finance, Industry, Healthcare, and Natural Science, where each task is assigned a monetary value based on senior professional hourly rates. TheAgentCompany (Xu et al., 2025) evaluates agents as digital workers performing consequential real-world tasks. SWE-Lancer (Miserendino et al., 2025) maps agent performance to monetary value through 1,400+ real freelance software engineering tasks worth \$1M total. These benchmarks are complementary to OCCUBENCH: GDPVal and \$OneMillion-Bench measure deliverable quality via rubric-based grading, TheAgentCompany and SWE-Lancer focus on software-adjacent work, while OCCUBENCH measures *interactive decision-making* across 65 specialized domains, from emergency triage to nuclear reactor monitoring, requiring multi-step tool use, state tracking, and error handling in stateful environments.

**Context Learning.** CL-bench (Dou et al., 2026) evaluates models’ ability to learn from task-specific context containing new knowledge beyond pre-training, covering 500 complex contexts with 1,899 tasks. While CL-bench tests context-dependent reasoning, OCCUBENCH tests context-dependent *action*: agents must not only understand domain-specific contexts but execute multi-step tool-use workflows within them, handling environmental feedback and adapting to unexpected conditions.

**World Models and Environment Simulation.** Traditional world models such as Dreamer (Hafner et al., 2020) and IRIS learn environment dynamics from data but are limited to low-dimensional state spaces. LLM-based simulation approaches like Generative Agents (Park et al., 2023) use language models to simulate social behavior but do not involve tool-use interaction or stateful task execution. Recent work has explored LLMs as environment simulators more directly: Li et al. (2025b) train reasoning models to simulate environments for agent training; Gu et al. (2024) show that LLMs can serve as world models of the internet for web agent planning; WebWorld (Xiao et al., 2026) trains the first open-web simulator at scale on 1M+ interactions, demonstrating that world models can enable effective agent training and inference-time search; ViMo (Luo et al., 2025) builds generative visual world models for GUI agents; and self-play approaches (Putta et al., 2025) internalize world models for agentic reinforcement learning. Our Language World Model approach occupies a distinct niche: using LLMs to simulate *tool-response-level* environment interaction for *evaluation* rather than training, supporting stateful multi-step professional tasks with realistic action spaces across 100 scenarios and 65 specialized domains.

### 3 Language World Model

#### 3.1 Formalization

We define a Language World Model (LWM) as a function:

$$(s_{t+1}, o_{t+1}) = f_{\theta}(s_t, a_t; c) \tag{1}$$

where  $c = (\text{system\_prompt}, \text{tool\_schema}, \text{initial\_state}, \text{state\_description})$  is the environment configuration,  $s_t$  is the latent environment state maintained implicitly by the LLM through its context window,  $a_t$  is the agent’s action (a tool call with name and arguments), and  $o_{t+1}$  is the observation returned to the agent (a structured JSON tool response).

Unlike traditional world models that learn state transition functions from data, LWMs leverage the LLM’s pre-trained knowledge of domain-specific operational logic. The system prompt encodes the simulation rules; the tool schema defines the action space; the initial state and state description constrain the LLM to maintain causal consistency across interactions.

#### 3.2 Environment Configuration

Each LWM environment is fully specified by four components:

- **System Prompt:** Defines the environment’s behavioral rules, simulation logic, error handling protocols, and output format constraints. For example, a hotel revenue management environment’s system prompt specifies pricing rules, occupancy calculations, and the relationship between ADR, CPOR, and revenue metrics.
- **Tool Schema:** Defines the agent’s action space as a set of callable functions with typed parameters and example outputs. Each environment contains 2–10 tools (median 5) reflecting realistic operational interfaces.
- **Initial State:** A structured JSON object specifying the environment’s starting conditions (e.g., room inventory, patient queue, network topology).
- **State Description:** Semantic annotations for each state field, guiding the LLM to maintain causal consistency (e.g., “remaining inventory decreases after each booking”).

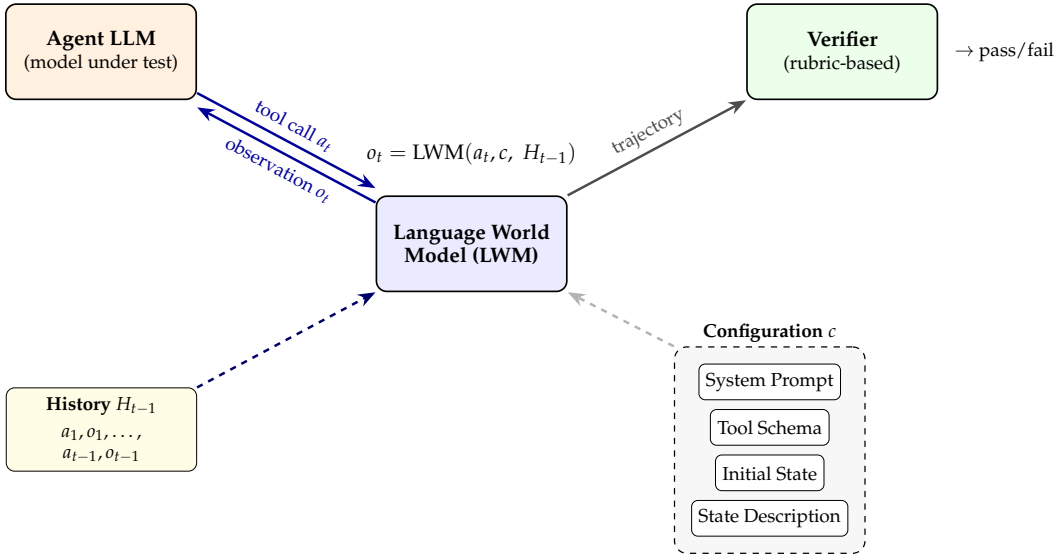


Figure 1: LWM evaluation loop. At each step, the agent issues a tool call  $a_t$ ; the LWM generates an observation  $o_t$  conditioned on its configuration  $c$  and conversation history  $H_{t-1}$ . State is maintained implicitly through in-context history. The trajectory is scored by a rubric-based verifier.

### 3.3 Why LLMs Can Serve as World Models

LLMs are effective environment simulators for professional tasks because: (1) **Format priors**: Pre-training on vast API documentation and tool-call logs provides strong priors for generating well-formatted tool responses. (2) **Domain knowledge**: LLMs encode operational logic for hundreds of professional domains, from hospital triage protocols to network firewall rules. (3) **State maintenance**: The combination of system prompt constraints and in-context state tracking enables coherent multi-turn simulation. (4) **Edge case handling**: LLMs handle unexpected inputs more gracefully than rule-based simulators, generating reasonable error responses for out-of-bounds parameters.

Figure 1 illustrates the interaction loop between the agent and the LWM at evaluation time.

## 4 Multi-Agent Synthesis Pipeline

Each evaluation instance must satisfy four conditions: (1) **solvable**: a valid solution exists and is verified; (2) **verifiable**: clear, automated success criteria; (3) **discriminative**: calibrated difficulty that distinguishes agent capabilities; and (4) **diverse**: structural variation across instances.

To ensure diversity, we design 16 non-overlapping sub-topics per scenario and construct a professional reference document for each, covering domain terminology, workflows, state variables, edge cases, and constraints. These documents ground all subsequent generation, ensuring instances differ structurally rather than superficially.

We employ a multi-agent synthesis pipeline powered by Gemini-3-Flash-Preview as the World Model. The pipeline generates environment configurations, task instructions, tool definitions, solution plans, and verification rubrics. Each task is executed multiple times with and without a reference plan to verify solvability and calibrate difficulty. A majority-vote verifier assesses trajectories against rubrics, and a repair module diagnoses and fixes failures before re-execution. Tasks that are trivially easy (100% autonomous success), unsolvable (0% success), or have invalid tool schemas are filtered out.

Table 1: Industry categories and representative scenarios in OCCUBENCH.

Category	#	Representative Scenarios
Business & Enterprise	19	Resume screening, expense auditing, AML review
Technology & IT	16	Linux ops, CI/CD recovery, intrusion response
Industrial & Engineering	12	Production scheduling, mine ventilation
Transportation & Logistics	11	Last-mile delivery, train dispatch
Commerce & Consumer	9	Dynamic pricing, hotel revenue mgmt.
Education & Culture	8	Adaptive curriculum, fact-checking
Healthcare & Life Sciences	7	Emergency triage, drug interaction screening
Public Service & Governance	7	Permit processing, wildfire evacuation
Agriculture & Environment	7	Irrigation control, crop disease diagnosis
Science & Research	4	Telescope scheduling, excavation planning

## 5 OCCUBENCH Benchmark

### 5.1 Scale and Coverage

OCCUBENCH covers 100 professional task scenarios across 10 industry categories and 65 specialized domains (Table 1). Each scenario maps to a real human job role, ensuring evaluation results have direct practical relevance. After synthesis and quality filtering, removing instances where all difficulty levels are trivially solved (100% autonomous success rate), instances that are unsolvable (0% success rate), and instances with invalid tool schemas. Our evaluation set contains **382 solvable task instances** spanning all 100 scenarios. For each task, we select the difficulty level with the lowest autonomous success rate to maximize discriminative power. The final dataset averages 5.5 tools and 16.2 tool calls per task.

**Scenario Design Principles.** (1) *Real job mapping*: Each scenario corresponds to an actual professional role, not an abstract task. (2) *Domain balance*: No single domain contributes more than 3 scenarios. (3) *Irreplaceability*: The majority of scenarios (nuclear safety, drug screening, emergency coordination) are untestable by any existing benchmark. (4) *Multi-step interaction*: All scenarios require multi-turn state transitions, not single-step function calls.

### 5.2 Environmental Fault Injection

OCCUBENCH evaluates agent robustness through controlled fault injection at evaluation time. All data is synthesized in clean environments (E0); faults are injected by appending fault rules to the LWM’s system prompt during evaluation.

**E0 (Clean)**: No faults. Baseline performance.

**E1 (Explicit Faults)**: The LWM randomly injects clearly visible error responses: HTTP 500 Internal Server Error, TimeoutError, ConnectionRefused, ServiceUnavailable. These faults have *clear error signals*: the agent knows the call failed. The correct behavior is to retry.

**E2 (Implicit Faults)**: The LWM returns degraded responses with *no error signal*: truncated data (missing fields), incomplete lists (only first 1–2 items), empty/null fields, or stale cached values. The response appears superficially correct. The correct behavior is to detect the quality issue and re-query.

**E3 (Mixed)**: Approximately half explicit, half implicit faults.

All faults are *transient* (retrying recovers normal results), *spaced* across the interaction (not concentrated at the start), and parameterized by two independent controls: `fault_count` (number of fault events, default 2) and `fault_duration` (consecutive tool calls affected per event, default 2).

Table 2: E0 completion rate (%) by industry category for all 15 models. All models use thinking mode; for models with adjustable reasoning effort, we set it to high. **Bold**: best in each category. Models sorted by average score.

Model	Avg	Agri	Biz	Comm	Edu	Hlth	Ind	Pub	Sci	Tech	Trans
GPT-5.2	79.6	<b>84</b>	<b>86</b>	67	77	76	<b>85</b>	<b>84</b>	<b>94</b>	<b>80</b>	72
Gemini 3.1 Pro	72.3	68	73	75	<b>84</b>	62	73	72	81	78	60
Claude Opus 4.6	71.5	74	78	53	75	76	73	68	62	68	77
Qwen 3.5 Plus	69.9	77	70	<b>81</b>	56	<b>81</b>	71	76	69	74	55
DeepSeek V3.2	69.6	65	78	67	66	71	69	72	62	74	64
Claude Opus 4.5	65.2	58	76	56	62	52	65	72	56	68	66
Claude Sonnet 4.5	64.9	65	70	69	50	71	71	60	44	68	62
Claude Sonnet 4.6	64.4	58	71	64	69	67	64	64	69	64	57
Kimi K2.5	64.1	68	62	56	62	81	62	72	56	74	57
GLM-5	62.6	55	75	67	53	57	56	68	62	70	55
Claude Opus 4	61.3	52	75	50	53	57	58	76	81	66	51
Gemini 3.1 FL	61.3	68	70	58	53	67	58	68	62	68	45
Qwen 3.5 Flash	59.7	61	60	67	53	76	53	68	69	60	51
MiniMax M2.7	53.9	48	60	56	31	57	60	60	62	64	40
Claude Sonnet 4	53.4	35	63	61	38	57	51	76	31	60	47

### 5.3 Evaluation Metrics

**Completion Rate (CR):** Fraction of 382 tasks where the agent’s trajectory passes automated verification against the rubric. We report all rates over the full 382-task denominator.

**Robustness Score (R):**  $R = \min(\text{CR}_{E1}, \text{CR}_{E2}, \text{CR}_{E3}) / \text{CR}_{E0}$ , measuring worst-case resilience across all fault types. A score of 1.0 indicates no degradation; lower scores indicate greater sensitivity to environmental noise. We use the minimum.

## 6 Experiments

We evaluate 15 frontier models spanning 8 model families: OpenAI (GPT-5.2 (OpenAI, 2025)), Anthropic (Claude Opus/Sonnet 4, 4.5, 4.6 (Anthropic, 2025a;b;c;d)), Google (Gemini 3.1 Pro, Flash-Lite (Google DeepMind, 2025)), DeepSeek (V3.2 (DeepSeek-AI, 2024; 2025)), Moonshot (Kimi K2.5 (Moonshot AI, 2026)), MiniMax (M2.7 (MiniMax, 2025; 2026)), Zhipu (GLM-5 (Zhipu AI, 2026)), and Alibaba (Qwen 3.5 Plus, Flash (Qwen Team, 2026)). All models use thinking/reasoning mode where available, with the default World Model simulator being Gemini-3-Flash-Preview.

### 6.1 Main Results: Cross-Industry Evaluation (E0)

Table 2 presents completion rates across 10 industry categories for all 15 models.

**No single model dominates all industries.** GPT-5.2 leads overall (79.6%) with the highest scores in Agriculture (84%), Business (86%), Industrial (85%), and Science (94%), but its Commerce score (67%) is far below Qwen 3.5 Plus (81%). Gemini 3.1 Pro ranks second (72.3%) with the highest score in Education (84%). Claude Opus 4.6, ranked third (71.5%), shows the opposite pattern: strongest in Transportation (77%) and Business (78%) but weakest in Commerce (53%). Qwen 3.5 Plus leads Healthcare and Commerce (both 81%) but trails in Education (56%).

**Open-source models are highly competitive.** Qwen 3.5 Plus (69.9%) and DeepSeek V3.2 (69.6%) rank 4th and 5th, outperforming most Claude variants. This challenges the conventional assumption that closed-source models uniformly outperform open-source alternatives on professional tasks.

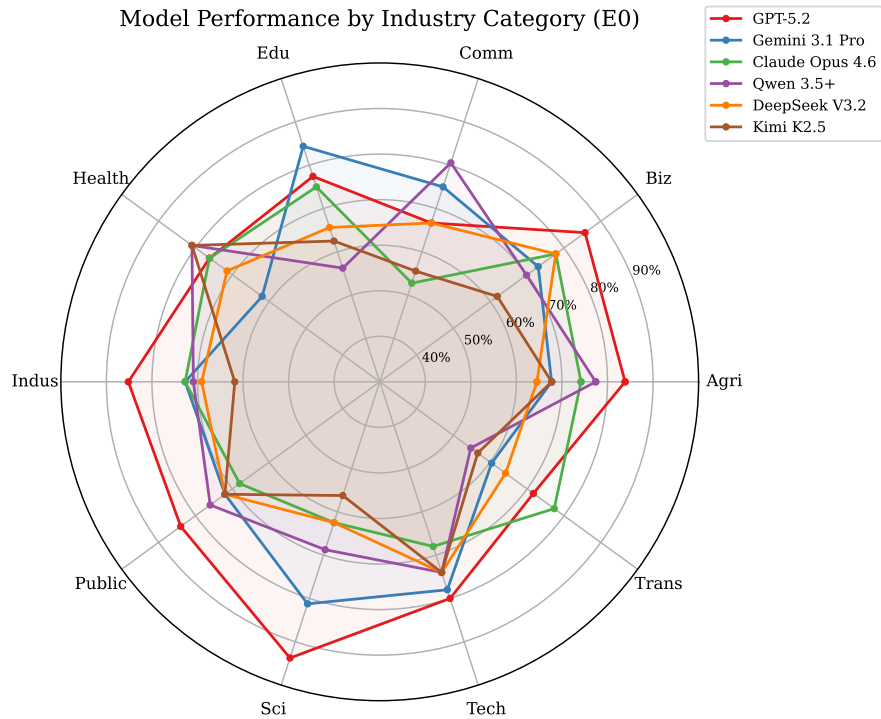


Figure 2: Radar chart showing model performance profiles across 10 industry categories (E0). Each model has a distinct shape, indicating different occupational specializations.

Table 3: Environmental robustness evaluation for 9 flagship models. CR = Completion Rate (%). Rob. = Robustness ( $\min(\text{CR}_{E1}, \text{CR}_{E2}, \text{CR}_{E3}) / \text{CR}_{E0}$ ). **Bold**: best in each column. Models sorted by Robustness.

Model	E0	E1	E2	E3	Rob.
Gemini 3.1 Pro	72.3	73.3	63.1	65.2	<b>0.87</b>
MiniMax M2.7	53.9	52.9	47.1	46.9	<b>0.87</b>
GPT-5.2	<b>79.6</b>	<b>75.9</b>	<b>70.4</b>	<b>67.0</b>	0.84
GLM-5	62.6	59.4	52.6	47.4	0.76
Claude Opus 4.6	71.5	68.1	53.9	63.9	0.75
DeepSeek V3.2	69.6	59.9	56.0	51.6	0.74
Qwen 3.5 Plus	69.9	61.0	51.6	54.2	0.74
Claude Sonnet 4.6	64.4	62.8	45.0	52.9	0.70
Kimi K2.5	64.1	50.0	40.6	40.1	0.63
<b>Avg</b>	67.5	62.6	53.4	54.4	0.77

**Each model has a distinct occupational capability profile.** Figure 2 visualizes the top 6 models’ performance across industries, revealing strikingly different capability shapes. This diversity is uniquely revealed by OCCUBENCH’s cross-industry design and invisible to single-domain benchmarks.

## 6.2 Environmental Robustness

Table 3 presents completion rates under fault injection for 9 flagship models (one per family), and Figure 3 visualizes the comparison.

**Current agents struggle under adverse environments.** Even with only 2 fault events of 2 rounds each, performance drops substantially across the board: the average completion

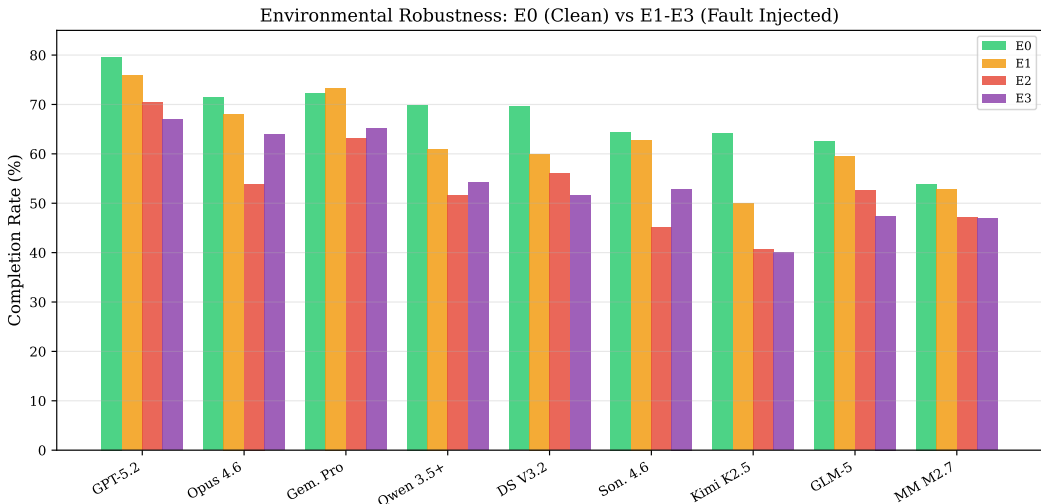


Figure 3: Completion rates under clean (E0) and fault-injected (E1–E3) environments. Models are sorted by E0 performance.

rate falls from 67.5% (E0) to 53.4% (E2), a 14.1-point decline. Even the strongest models are not immune: Claude Opus 4.6 drops 17.6 points under implicit faults (71.5% → 53.9%), and Qwen 3.5 Plus drops 18.3 points (69.9% → 51.6%). This reveals a significant gap between clean-environment capability and real-world deployment readiness.

**Implicit faults (E2) are harder than both explicit (E1) and mixed (E3) faults.** Counter-intuitively, 4 out of 9 models perform *worse* under E2 than E3, and the average E2 score (53.4%) is lower than both E1 (62.6%) and E3 (54.4%). Explicit errors (timeouts, HTTP 500) provide unambiguous failure signals that prompt retry, while implicit faults (truncated data, missing fields) require the agent to independently assess response quality, a capability most models lack. E3’s explicit error component partially compensates for its implicit component, making pure implicit faults (E2) the hardest environment overall.

**Increasing fault severity deepens the challenge.** We ablate fault parameters on three representative models (Figure 4). As fault count and duration increase beyond the default (fc=2, fd=2), performance continues to decline: Claude Opus 4.6 drops from 71.5% (fc=1) to 60.2% (fc=4), and from 67.8% (fd=1) to 57.9% (fd=4). Qwen 3.5 Plus degrades from 61.3% to 49.7% (count) and 59.7% to 49.2% (duration). These results highlight an increasingly severe challenge for deploying agents in real-world environments, where faults are not only inevitable but may be frequent and persistent.

### 6.3 Model Scaling Analysis

OCCUBENCH enables direct within-family comparisons between model sizes (Figure 5).

Larger models consistently outperform smaller counterparts, with gaps of 11.0% (Gemini Pro vs. Flash-Lite), 10.2% (Qwen Plus vs. Flash), and 7.1% (Claude Opus vs. Sonnet 4.6). The notable exception is Claude 4.5, where Opus and Sonnet perform nearly identically (65.2% vs. 64.9%), suggesting that the 4.5 generation’s architectural improvements benefited both model sizes equally.

### 6.4 Generational Progress

Figure 6 tracks Claude’s performance evolution across three generations.

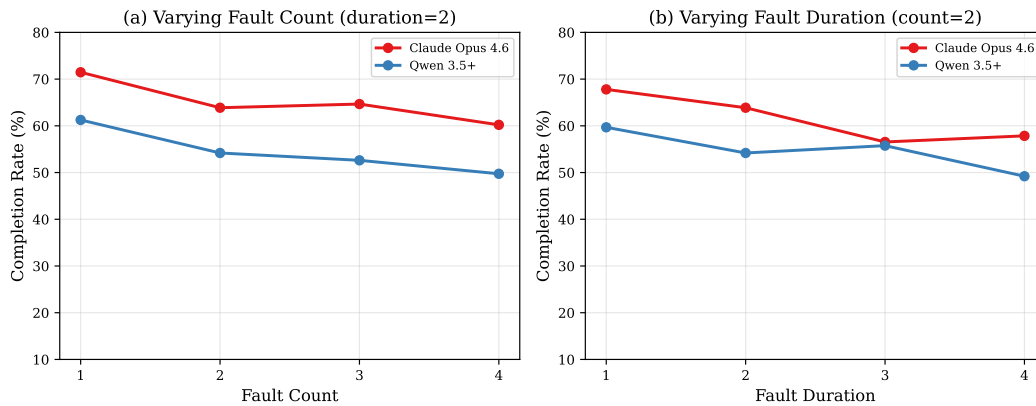


Figure 4: Fault parameter ablation under E3 mixed faults. (a) Varying fault count with fixed duration=2. (b) Varying fault duration with fixed count=2.

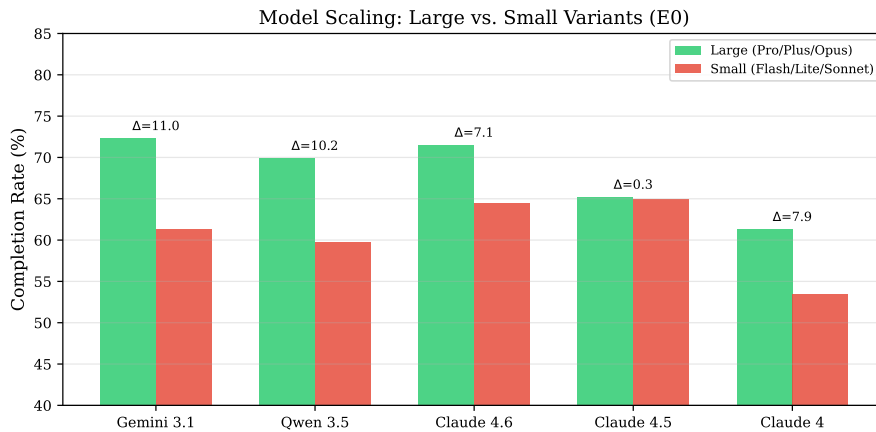


Figure 5: Large vs. small model variants within each family (E0). Gaps range from 0.3% to 11.0%.

Claude Opus shows consistent generational improvement: 61.3%  $\rightarrow$  65.2%  $\rightarrow$  71.5% (+10.2% total). Sonnet shows a large jump from v4 to v4.5 (+11.5%) but slight regression from v4.5 to v4.6 ( $-0.5\%$ ), possibly reflecting a trade-off between reasoning depth and execution efficiency in the 4.6 adaptive thinking architecture.

## 6.5 Reasoning Effort Ablation

We evaluate the effect of reasoning effort (thinking depth) on two models that support configurable effort levels: Claude Opus 4.6 and GPT-5.2 (Figure 7).

Higher reasoning effort generally leads to better agent performance. GPT-5.2 exhibits a clear monotonic trend: scaling from none (54.7%) to xhigh (82.2%), a 27.5-point improvement, demonstrating that deeper reasoning directly translates to better task execution. Claude Opus 4.6 shows a similar overall trend, with its highest effort level max (73.8%) outperforming low (70.2%) by 3.6 points. These results suggest that allocating more compute to reasoning at inference time is a reliable strategy for improving agent performance on complex professional tasks.

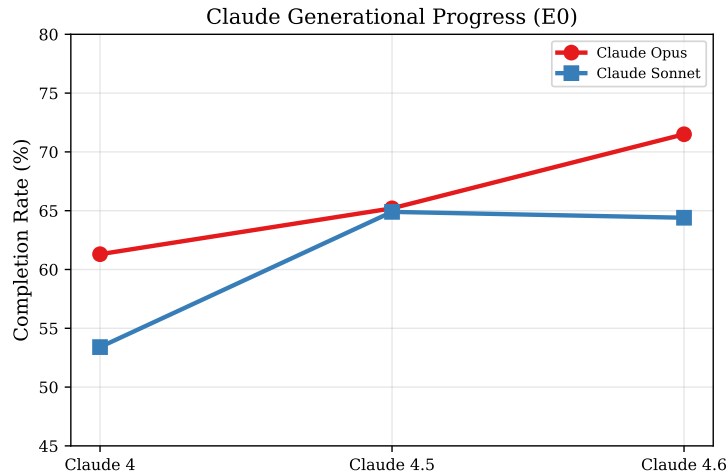


Figure 6: Claude generational progress from v4 to v4.6 (E0). Opus shows consistent improvement (+10.2%); Sonnet shows large initial gains but slight regression from v4.5 to v4.6.



Figure 7: Effect of reasoning effort on agent performance (E0).

## 6.6 Simulator Quality Matters

A key question for LWM-based evaluation is whether a strong agent model is also a strong environment simulator. We evaluate 8 agents under three simulators: the default Gemini-3-Flash-Preview, Qwen 3.5 Plus, and GPT-5.2. Table 4 shows the results.

To quantify ranking consistency, we compute the *pairwise agreement rate*: for each of the  $\binom{8}{2} = 28$  model pairs, we check whether the relative ordering (which model scores higher) is preserved across simulators. Figure 8 shows the agreement matrix.

**Strong agents are not necessarily strong simulators.** GPT-5.2 ranks first as an agent (79.6%) but produces the worst simulation quality: under the GPT-5.2 simulator, all agents average only 29.3%, compared to 67.9% under Gemini Flash and 63.4% under Qwen 3.5 Plus. Figures 9–11 show three representative failure cases where the same agent (Claude Opus 4.6) executes the same tool sequence under both simulators but receives different observations.

Table 4: Cross-simulator evaluation (E0). Each cell shows completion rate (%) and rank among the 8 agents. Rankings are computed independently within each simulator.

Agent	Gemini Flash		Qwen 3.5+		GPT-5.2	
	CR	Rk	CR	Rk	CR	Rk
GPT-5.2	79.6	1	74.3	1	42.4	1
Gemini Pro	72.3	2	68.6	2	28.3	4
Opus 4.6	71.5	3	66.2	3	33.5	2
Qwen 3.5+	69.9	4	61.8	6	28.3	4
DeepSeek	69.6	5	65.2	4	29.6	3
Kimi K2.5	64.1	6	52.4	8	23.0	8
GLM-5	62.6	7	64.1	5	23.6	7
MiniMax M2.7	53.9	8	54.7	7	25.4	6

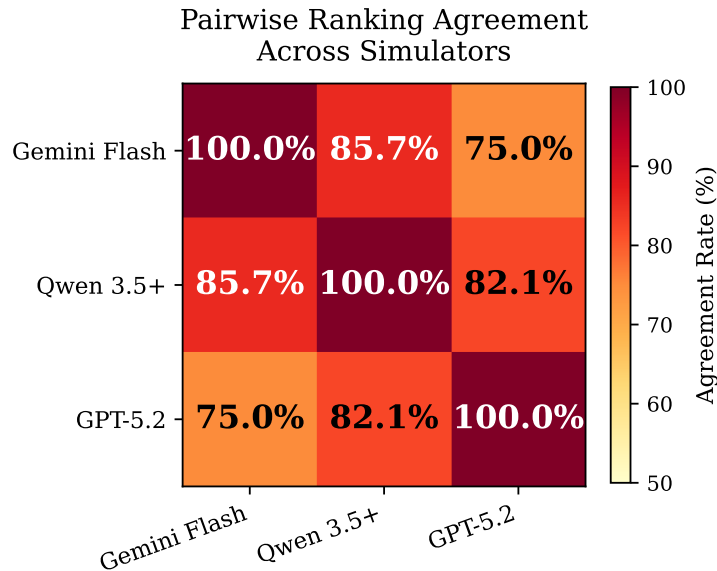


Figure 8: Pairwise ranking agreement across simulators. Each cell shows the fraction of the 28 model pairs whose relative ordering is preserved between two simulators.

These three cases illustrate distinct simulator failure modes: *state fabrication* (inventing rooms that do not exist), *entity omission* (dropping agents from a roster), and *rule invention* (enforcing constraints not in the specification). In all cases, the agent’s strategy is correct; it fails only because the simulator violates the environment contract.

**A capable simulator yields reliable rankings.** In contrast, the Qwen 3.5 Plus simulator, which does not exhibit these failure modes, agrees with Gemini Flash on 85.7% of pairwise comparisons (24/28 pairs), with the top-3 agents (GPT-5.2, Gemini Pro, Opus 4.6) matching exactly. The four disagreements all involve mid-ranked models with small performance gaps. This confirms that **LWM-based evaluation produces reliable rankings when the simulator is sufficiently capable**, but researchers should either (1) verify simulator quality before drawing conclusions, or (2) re-verify task solvability when switching simulators.

<b>Task:</b> Emergency Department Triage		<b>Agent:</b> Claude Opus 4.6
<b>Instruction:</b> Discharge P-110 (has clearance) from Exam Room 2, transfer P-552 into the vacated room, execute Phase 1 Data Acquisition then Sepsis Clinical Bundle.		
Gemini Flash (PASS)	GPT-5.2 (FAIL)	
1-2: get_ed_census, get_room_status → P-552 in waiting (temp 39.4, HR 112) → Room 1: P-202, Room 2: P-110 (clearance)	1-2: get_ed_census, get_room_status → P-552 in waiting (temp 39.4, HR 112) → ROOM.01: P-202, ROOM.02: P-110 <b>ROOM.03: empty, ROOM.04: empty</b>	
3: discharge(P-110, Room 2) → vacated Room 2	3: discharge(P-110, ROOM.02) → vacated ROOM.02	
4: transfer(P-552, <b>Room 2</b> ) → success, location: Room 2	3: transfer(P-552, <b>ROOM.03</b> ) → success, location: ROOM.03	
5: execute_protocol(Phase 1) → completed, cds: active	4: execute_protocol(Phase 1) → completed, cds: sepsis_screen_alert	
6: execute_protocol(Sepsis Bundle) → completed	5: execute_protocol(Sepsis Bundle) → in_progress	
<b>Root cause:</b> GPT-5.2 invents two extra empty rooms (ROOM.03, ROOM.04). The agent sees an available room and uses it, but the rubric requires using the <i>vacated</i> room specifically.		

Figure 9: Cross-simulator case 1: Emergency Department Triage. GPT-5.2 fabricates environment state not in the original specification.

<b>Task:</b> Escalation Workflow Management		<b>Agent:</b> Claude Opus 4.6
<b>Instruction:</b> Hand off urgent ticket INC-9921 from Sarah.London (EMEA) to an available NA-timezone Database specialist before 17:00Z shift change. Post a Current State Assessment and log compliance.		
Gemini Flash (PASS)	GPT-5.2 (FAIL)	
1-2: get_system_clock, get_ticket_details → time: 16:45Z → priority: Urgent → assignee: Sarah.London	1-2: get_ticket_details, get_system_clock → time: 16:45Z → priority: Urgent → assignee: Sarah.London	
3: query_agent_roster(tier $\geq$ 2, NA) → <b>Raj_NYC</b> (Tier 2, Database, avail 17:00Z) → MOC_Global (Tier 3, Management)	3: query_agent_roster(tier $\geq$ 3, NA) → MOC_Global (Tier 3, Management) <b>Raj_NYC omitted from roster</b>	
4: post_ticket_csa(detailed CSA) ✓	4: post_ticket_csa(CSA) ✓	
5: assign_ticket( <b>Raj_NYC</b> ) → new_assignee: Raj_NYC ✓	5: assign_ticket( <b>MOC_Global</b> ) → new_assignee: MOC_Global	
6: log_protocol_compliance ✓	6: log_protocol_compliance ✓	
<b>Root cause:</b> GPT-5.2 omits “Raj_NYC” (Tier 2, Database specialist) from the roster query results, despite this agent being explicitly defined in the environment state. The agent assigns the only returned candidate (MOC_Global, a Tier 3 manager), which does not satisfy the requirement for a Database specialist.		

Figure 10: Cross-simulator case 2: Escalation Workflow. GPT-5.2 drops a critical entity from the environment, making the correct action impossible.

## 7 Analysis

### 7.1 Industry Difficulty Analysis

Aggregating across all 15 models, we find substantial variation in industry difficulty (Figure 12). The easiest industries are Business & Enterprise (avg 70.1% across models) and Public Service & Governance (avg 69.4%), while the hardest are Transportation & Logistics (avg 56.2%) and Education & Culture (avg 57.6%). This aligns with domain complexity: business and public service tasks tend to follow well-documented procedures with clear decision paths, while transportation involves complex multi-constraint optimization (routing,

Task: Order Return Authorization		Agent: Claude Opus 4.6
<b>Instruction:</b> Process hazmat return for order ORD-8829-HZ (VoltMaster 5000 Power Station, cracked chassis). Complete safety triage and authorize return with hazmat label.		
Gemini Flash (PASS)	GPT-5.2 (FAIL)	
1: get_order_details(ORD-8829-HZ) → SKU: VM-5000-PB, delivered 2023-11-10 → return_window: 30 days	1: get_order_details(ORD-8829-HZ) → SKU: VM-5000-PB, delivered 2023-11-10 → return_window: 30 days	
2: submit_hazmat_triage → class: DDR lithium battery → transport: allowed → packaging: UN-certified metal drum	2: submit_hazmat_triage → class: DDR lithium battery → transport: allowed → packaging: UN-certified rigid outer	
3: authorize_return(refund \$899.99) → code: RMA-8829-HZ-99 → status: return_authorized → label: Hazmat Class 9 - Ground	3: authorize_return(refund \$499.99) → error: 'Return window expired'	
<i>GPT-5.2 enforces a date check not in the task specification</i>		
<b>Root cause:</b> GPT-5.2 independently computes that the 30-day return window has expired (delivery 2023-11-10 vs. simulation date 2026) and rejects the return. The task specification does not include this constraint; the LWM should authorize the return as Gemini does.		

Figure 11: Cross-simulator case 3: Order Return. GPT-5.2 fabricates a business rule rejection not present in the environment contract.

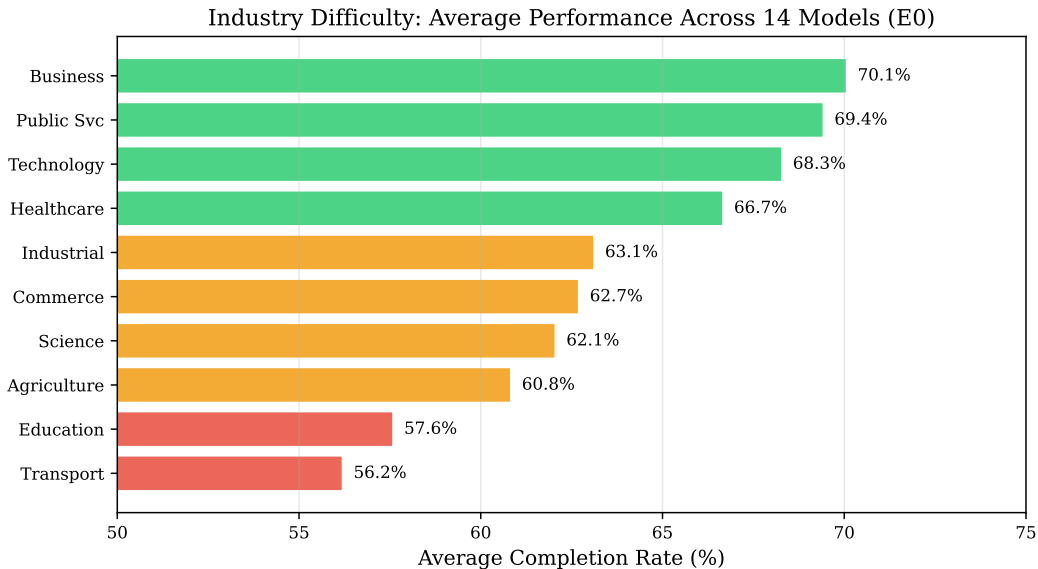


Figure 12: Average completion rate across 14 models per industry category (E0). Green:  $\geq 65\%$ , orange: 60–65%, red:  $< 60\%$ . Transportation and Education are the hardest industries.

scheduling, load balancing) and education requires nuanced pedagogical judgment and multi-step curriculum reasoning.

## 7.2 Model-Industry Interaction

Beyond aggregate rankings, OCCUBENCH reveals that each model has a distinct *occupational capability profile*, i.e., a unique pattern of strengths and weaknesses across industries:

- **Gemini 3.1 Pro** excels in *knowledge-intensive* domains: Education (84%), Science (81%), Technology (78%). These domains reward factual accuracy and structured reasoning.
- **Claude Opus 4.6** excels in *operational* domains: Transportation (77%), Business (78%), Industrial (73%). These domains reward careful state tracking and multi-step planning.
- **Qwen 3.5 Plus** excels in *consumer-facing* domains: Commerce (81%), Healthcare (81%), Agriculture (78%). These domains may benefit from Chinese-language training data containing rich consumer and agricultural contexts.
- **Kimi K2.5** shows balanced performance across most industries but struggles in Commerce (56%) and Transportation (57%), suggesting difficulty with consumer interaction and logistics optimization tasks.

This cross-industry profiling capability is unique to OCCUBENCH and has practical implications: organizations should select agent models based on their specific industry, not solely on aggregate benchmark rankings.

### 7.3 Case Study: Last-Mile Delivery Routing

Figure 13 presents a detailed case from the **Transportation & Logistics** category (**Logistics** domain), illustrating how OCCUBENCH distinguishes agent capabilities through realistic professional tasks.

### 7.4 Case Study 2: Fish Farm Water Quality Control

Figure 14 presents a second case from the **Agriculture & Environment** category (**Aquaculture** domain), highlighting the *skipped verification* failure mode.

### 7.5 Case Study 3: Building Inspection Compliance

Figure 15 presents a third case from the **Industrial & Engineering** category (**Construction** domain), illustrating how procedural ordering errors lead to compliance failures.

### 7.6 Case Study 4: Fault Resilience — E1 (Explicit Faults)

Figure 16 contrasts agent behavior under E1 explicit fault injection on a public transit task. Both models pass under E0.

### 7.7 Case Study 5: Fault Resilience — E2 (Implicit Faults)

Figure 17 illustrates E2 implicit fault injection, where data is silently truncated with no error signal.

## 8 Discussion & Conclusion

### 8.1 Limitations

**LWM simulation fidelity.** Language World Models simulate domain *logic* rather than domain *data*. An LWM understands that a drug interaction check should return contraindications, but the specific values it returns are generated rather than retrieved from a real database. This means OCCUBENCH evaluates an agent’s *decision-making process* (whether it checks the right things in the right order) rather than its ability to handle exact real-world data values. For domains where precise numerical correctness is critical (e.g., financial calculations to the cent), LWM-based evaluation should be complemented with real-environment testing.

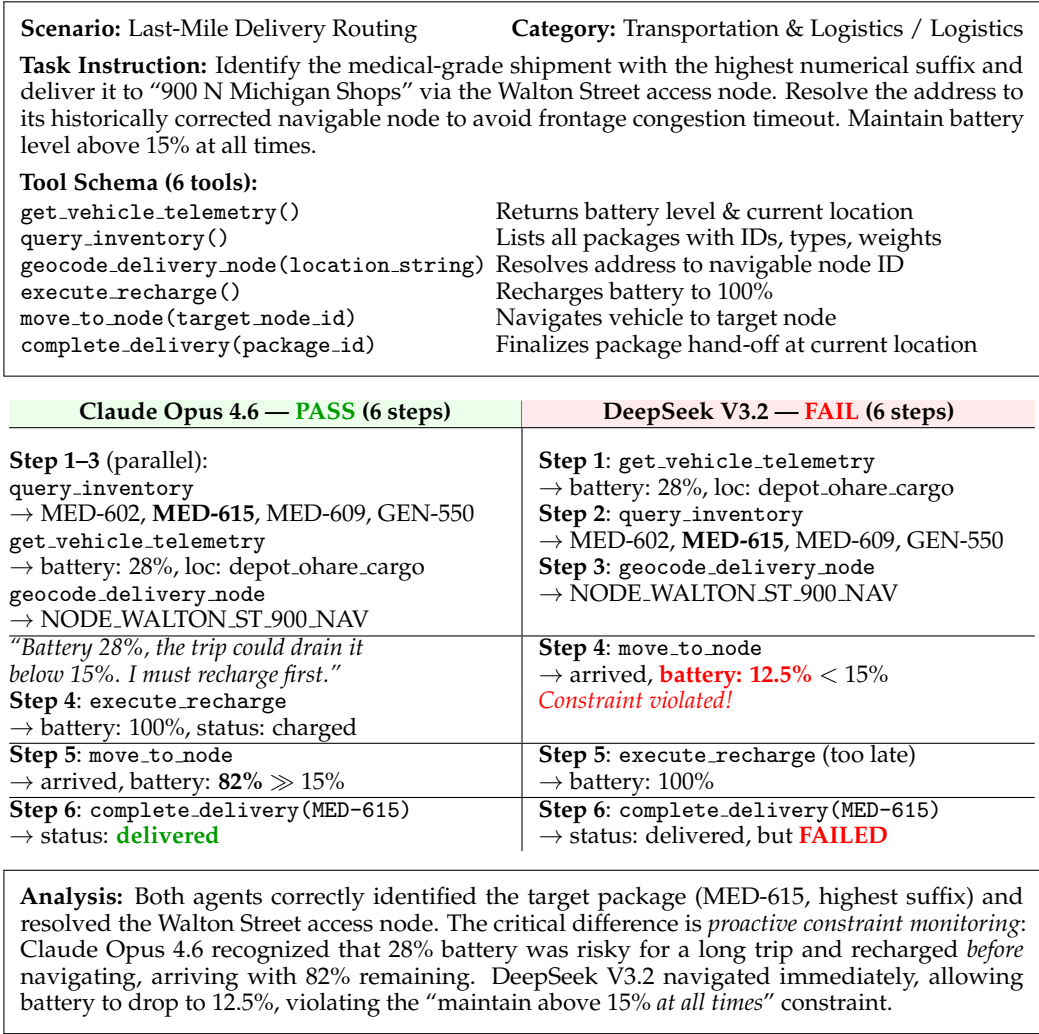


Figure 13: Case study: Last-Mile Delivery Routing. Top: task specification and tool schema. Middle: side-by-side agent trajectories. Bottom: analysis. The key differentiator is whether the agent proactively checks constraints *before* acting.

**Simulator dependence.** As our cross-simulator experiments demonstrate, evaluation results are tied to the specific simulator used during data synthesis. Tasks verified as solvable under Gemini-3-Flash may become unsolvable under a different LWM, and agent rankings can shift when the simulator changes. This is an inherent limitation of any simulation-based evaluation: the simulator is part of the evaluation apparatus, not a neutral observer.

## 8.2 Conclusion

We present OCCUBENCH, the first benchmark systematically evaluating AI agents on real-world professional tasks across 100 scenarios, 65 specialized domains, and 10 industry categories. Through Language World Models, OCCUBENCH makes the “untestable majority” of professional domains evaluable without any real environment infrastructure.

Our evaluation of 15 frontier models reveals that: (1) no model dominates across all industries, with each exhibiting a unique occupational capability profile; (2) implicit environmental faults are harder than both explicit and mixed faults, because they lack overt error signals and require agents to independently detect data degradation; (3) scaling (larger models, newer generations, and higher reasoning effort) consistently improves professional

**Scenario:** Fish Farm Water Quality Control **Category:** Agriculture & Environment / Aquaculture

**Task Instruction:** Prepare a 5.2m deep basin for an imminent cold front. Homogenize the water column to achieve a thermal gradient  $<1.5^{\circ}\text{C}$  and dissolved oxygen  $>4.0$  mg/L at every depth. Equipment selection and mixing intensity must be dictated by the stratification condition and chemical profile discovered upon initial profiling. Avoid actions that trigger surface oxygen drops or resuspension of toxic bottom metabolites. Manage feeding regime according to risk level.

**Tool Schema (5 tools):**

<code>get_vertical_profile(depths)</code>	Temperature & DO at specified depths
<code>get_water_chemistry(depth)</code>	pH & ammonia at a specific depth
<code>get_system_status()</code>	Basin metadata, equipment, feeding time
<code>configure_mixing_and_aeration(aerator_mode, mixing_intensity)</code>	Set aerator mode & mixing intensity
<code>manage_feeding(regime)</code>	Control feeding regime

Claude Opus 4.6 — PASS (7 steps)	Qwen 3.5 Plus — FAIL (7 steps)
<b>Step 1–3</b> (parallel profiling): <code>get_vertical_profile([0..5])</code> → surface $29.5^{\circ}\text{C}$ , bottom $27.1^{\circ}\text{C}$ → bottom DO: <b>3.5 mg/L</b> (below 4.0) <code>get_water_chemistry(5)</code> → ammonia: 0.05 mg/L (safe to mix) <code>get_system_status</code> → aerator OFF	<b>Step 1–3</b> (sequential profiling): <code>get_vertical_profile([0.5, 2.5, 4.5, 5.2])</code> → gradient $2.1^{\circ}\text{C}$ → bottom DO: 4.2 mg/L <code>get_water_chemistry(5.2)</code> → ammonia: 0.05 mg/L <code>get_system_status</code> → aerator OFF
<b>Step 4–5</b> (corrective actions): <code>configure_mixing(medium, 40)</code> <code>manage_feeding(reduced)</code>	<b>Step 4–5</b> (corrective actions): <code>configure_mixing(medium, 50)</code> <code>manage_feeding(reduced)</code>
<b>Step 6</b> (verification profile): <code>get_vertical_profile([0..5])</code> → gradient $1.0^{\circ}\text{C}$ ✓, all DO $>6.0$ ✓	<b>Step 6</b> (verification profile): <code>get_vertical_profile([0.5..5.2])</code> → gradient $0.6^{\circ}\text{C}$ ✓, all DO $>7.1$ ✓
<b>Step 7:</b> <code>get_water_chemistry(5)</code> → ammonia 0.04 mg/L <i>Confirms no toxic resuspension</i>	<b>Step 7:</b> <code>get_system_status</code> → aerator: medium <i>Did NOT re-check chemistry</i> <i>Claims "ammonia remained low" without supporting evidence</i>

**Analysis:** Both agents followed nearly identical strategies: profile → diagnose → configure mixing → reduce feeding → verify. The critical difference is in Step 7: Claude Opus 4.6 re-checked bottom water chemistry after mixing to *verify* that toxic metabolites were not resuspended, a safety-critical step. Qwen 3.5 Plus skipped this verification and instead checked equipment status, then *asserted* that "ammonia remained low" without evidence. This exemplifies the **skipped verification** failure mode: the agent makes a correct claim but fails to gather the supporting observation, which the verifier cannot accept.

Figure 14: Case study 2: Fish Farm Water Quality Control. Both agents achieve the target water parameters, but Qwen 3.5 Plus fails to re-verify bottom chemistry after mixing, a safety-critical omission in aquaculture operations.

task performance; and (4) strong agents are not necessarily strong environment simulators: simulator quality is critical for LWM-based evaluation, but with a capable simulator, agent rankings are highly consistent (85.7% pairwise agreement).

These findings underscore the need for multi-dimensional agent evaluation that considers not just task completion but cross-industry specialization and environmental resilience. OCCUBENCH provides a framework for this richer evaluation paradigm.

<b>Scenario:</b> Building Inspection Compliance <b>Category:</b> Industrial & Engineering / Construction	
<b>Task Instruction:</b> Complete clinical certification for a medical gas system expansion in Room 402 Oncology. Integrate new oxygen supply lines per NFPA 99 standards: verified nitrogen-purged brazing, 24-hour pressure stability test. Must maintain ICRA Class IV containment throughout. All permits (safety certificate, hot work permit) must be active <i>before</i> invasive mechanical work begins.	
<b>Tool Schema (7 tools):</b>	
<code>get_environment_state()</code>	Permits, location, system status
<code>renew_permit(permit_type, zone_id)</code>	Renew safety certificate or hot work permit
<code>manage_containment_infrastructure</code> (component, operation, zone_id)	Activate negative air machine, verify ICRA
<code>manage_medical_gas_isolation</code> (gas_system, operation, zone_id)	Check/isolate/restore gas valves
<code>execute_nitrogen_purged_brazing(zone_id, ...)</code>	NFPA 99 brazing with nitrogen purge
<code>verify_pressure_stability(zone_id, action)</code>	Start or check 24h pressure test
<code>submit_clinical_certification(zone_id)</code>	Submit final certification

Claude Opus 4.6 — PASS (11 steps)	DeepSeek V3.2 — FAIL (12 steps)
<b>Step 1:</b> <code>get_environment_state</code> → safety cert: <i>expired</i> , hot work: <i>pending</i>	<b>Step 1:</b> <code>get_environment_state</code> → same initial state
<b>Step 2–4</b> (pre-work compliance): <code>renew_permit(safety_cert)</code> ✓ <code>renew_permit(hot_work)</code> ✓ <code>manage_containment(activate)</code> <i>Permits renewed before any work</i>	<b>Step 2–3</b> (containment only): <code>manage_containment(activate)</code> <code>manage_containment(verify_icra)</code>  <i>Skipped permit renewal!</i>
<b>Step 5–6</b> (verify containment & isolation): <code>manage_containment(verify_icra)</code> <code>manage_gas(check_valve)</code>	<b>Step 4–5</b> (gas isolation): <code>manage_gas(check_valve)</code> <code>manage_gas(isolate)</code>
<b>Step 7:</b> <code>execute_brazing(purge=true)</code> → certified_complete	<b>Step 6:</b> <code>execute_brazing(purge=true)</code> → completed <i>Brazing done without valid permits!</i>
<b>Step 8–9</b> (pressure test): <code>verify_pressure(start)</code> → <code>verify_pressure(results)</code> → passed	<b>Step 7–8</b> (pressure test): <code>verify_pressure(start)</code> → <code>verify_pressure(results)</code> → passed
<b>Step 10:</b> <code>manage_gas(oxygen, restore)</code> → valve opened, system integrated	<b>Step 9–10:</b> <code>renew_permit</code> ×2 <i>Permits renewed after work — too late</i>
<b>Step 11:</b> <code>submit_certification</code> → <b>approved</b>	<b>Step 11:</b> <code>submit_certification</code> <i>Oxygen valve still closed!</i> <b>Step 12:</b> <code>get_environment_state</code> → valve: closed, cert submitted

**Analysis:** Both agents executed nearly the same 11–12 tool calls, but DeepSeek V3.2 committed two procedural errors. First, it performed nitrogen-purged brazing *before* renewing the expired safety certificate and pending hot work permit—a violation of institutional safety protocols that require valid permits before invasive work. Second, it never called `manage_gas(restore)` to reopen the oxygen valve after certification, leaving the gas system isolated. Claude Opus 4.6 followed the correct order: renew permits → verify containment → braze → test → restore gas → certify. This illustrates the **missing sub-goal** failure mode: the agent completes most steps but omits a critical action (valve restoration) that renders the entire procedure incomplete.

Figure 15: Case study 3: Building Inspection Compliance. Both agents perform similar tool calls, but DeepSeek V3.2 executes them in the wrong order (brazing before permits) and omits valve restoration, which are procedural errors that violate safety protocols.

<p><b>Scenario:</b> Public Transit Schedule Recovery    <b>Cat:</b> Transportation / Transit    <b>Env:</b> E1 (explicit faults)</p> <p><b>Task:</b> Suppress RTPI countdown for BUS_202, resolve maintenance holds on BUS_202 and BUS_210, then reassign BUS_210 to Route 10 Blue Line as a replacement vehicle.</p> <p><b>Tools:</b>    <code>get_fleet_status</code>,    <code>check_maintenance_holds</code>,    <code>resolve_maintenance_hold</code>,  <code>set_rtpi_visibility</code>, <code>update_cad_avl_assignment</code></p>
---

Claude Opus 4.6 — PASS (12 steps)	Kimi K2.5 — FAIL (2 steps)
<p><b>Step 1</b> (parallel):  <code>get_fleet_status</code>, <code>set_rtpi_visibility</code>,  <code>check_maintenance_holds</code>(BUS_202),  <code>check_maintenance_holds</code>(BUS_210)  → both holds: <b>TimeoutError</b>  <i>"Hold checks timed out. Let me retry."</i></p>	<p><b>Step 1:</b> <code>set_rtpi_visibility</code>(BUS_202)  → ✓ suppressed  <b>Step 2:</b> <code>check_maintenance_holds</code>(BUS_210)  → 500: <b>Service unavailable</b></p>
<p><b>Step 2:</b> retry both hold checks  → BUS_202: ADMIN_LOCK, BUS_210: ADMIN_LOCK</p> <p><b>Step 3:</b> <code>resolve_hold</code>(BUS_202) ✓  <code>resolve_hold</code>(BUS_210) → <b>ConnectionRefused</b></p> <p><b>Step 4:</b> retry → <b>ConnectionRefused</b></p> <p><b>Step 5:</b> retry → ✓ resolved</p>	<p><i>Kimi stops here. Only completed 1 of 4 required actions (RTPI suppression).</i></p> <p><i>Did not resolve any holds or reassign BUS_210 to Route 10.</i></p>
<p><b>Step 6:</b> <code>update_cad_avl_assignment</code>(BUS_210)</p> <p><b>Step 7:</b> <code>get_fleet_status</code> (verify)  → <b>All actions confirmed</b></p>	

**Analysis:** E1 injects explicit errors (Timeout, HTTP 500, ConnectionRefused) across multiple tool calls. Opus encounters **4 separate errors** across its 12-step execution but retries each time, eventually completing all required actions. Kimi encounters a single 500 error on its second tool call and *stops the entire task*, leaving 3 of 4 required actions (hold resolution, vehicle reassignment) unexecuted. This demonstrates how explicit faults amplify the gap between resilient and fragile agents.

Figure 16: Case study 4 (E1): Public Transit Schedule Recovery. Opus persists through 4 explicit errors via retry; Kimi abandons the task after 1 error.

<p><b>Scenario:</b> Property Valuation Assessment <b>Cat:</b> Business / Real Estate <b>Env:</b> E2 (implicit faults)</p> <p><b>Task:</b> Evaluate financial stability of Oakwood Manor (OAK-88, 15 units). Calculate 12-month projected NOI accounting for MCI surcharge expirations. Compute DSCR and determine if property meets the 1.20x covenant threshold.</p> <p><b>Tools:</b> <code>get_current_date,</code> <code>get_property_metadata(property_id),</code>  <code>fetch_unit_level_records(property_id)</code></p>	
<b>Claude Opus 4.6 — PASS (4 steps)</b>	<b>Kimi K2.5 — FAIL (4 steps)</b>
<p><b>Step 1</b> (parallel):  <code>get_property_metadata</code> → 15 units  <code>fetch_unit_level_records</code>  → <b>only 2 units returned</b> (A-01, A-02)  <code>get_current_date</code>  <i>"Only 2 of 15 units returned.  Let me re-fetch to get complete data."</i></p>	<p><b>Step 1:</b> <code>get_current_date</code>  <b>Step 2:</b> <code>get_property_metadata</code> → 15 units  <b>Step 3:</b> <code>fetch_unit_level_records</code>  → <b>only 2 units returned</b> (A-1, A-2)</p>
<p><b>Step 2:</b> <code>fetch_unit_level_records</code> (retry)  → <b>all 15 units</b>  <i>(fault duration expired after round 1)</i>  <b>Step 3–4:</b> Calculate with full data  3 tiers: A (×5), B (×5), C (×5 w/ MCI)  MCI surcharges expire in 4 months  NOI: \$250,000, DSCR: <b>1.19x</b>  → <b>FAIL (below 1.20x)</b></p>	<p><i>Kimi also retries:</i>  <b>Step 4:</b> <code>fetch_unit_level_records</code>  → <b>still only 2 units</b>  (fault persists for 2 consecutive calls)</p>
	<p><i>"I'll assume all 15 units follow the same pattern as the 2 sampled units."  All 15 units × \$2,800 = \$504,000/yr  NOI: \$362,000, DSCR: <b>1.72x</b>  → <b>PASS (above 1.20x)</b>  <b>Wrong answer: property actually fails!</b></i></p>
<p><b>Analysis:</b> E2 silently truncates the unit records from 15 to 2 items with no error message, valid JSON, superficially normal response. Opus <i>notices</i> the discrepancy ("only 2 of 15 units") and re-fetches, obtaining complete data after the fault expires. It correctly identifies three rent tiers including MCI surcharges that will expire, yielding DSCR 1.19x (below covenant). Kimi also retries but hits the second round of the fault (fd=2); it then <i>assumes</i> all 15 units match the 2 returned, missing the lower-rent tiers and MCI surcharges entirely. The result: Kimi reports DSCR 1.72x (pass) for a property that actually fails at 1.19x, a <b>catastrophic financial miscalculation</b> caused by accepting truncated data. This is why E2 implicit faults cause larger drops than E1: <i>there is no error signal to trigger caution.</i></p>	

Figure 17: Case study 5 (E2): Property Valuation Assessment. Opus detects truncated data (2/15 units) and re-fetches. Kimi assumes truncated data is complete and produces a dangerously wrong financial assessment.

## References

- Anthropic. System card: Claude Opus 4 & Claude Sonnet 4. <https://www.anthropic.com/claude-4-system-card>, 2025a.
- Anthropic. Introducing Claude Opus 4.5. <https://www.anthropic.com/news/claude-opus-4-5>, 2025b.
- Anthropic. System card: Claude Sonnet 4.6. <https://anthropic.com/claude-sonnet-4-6-system-card>, 2025c.
- Anthropic. Introducing Claude Opus 4.6. <https://www.anthropic.com/news/claude-opus-4-6>, 2025d.
- DeepSeek-AI. DeepSeek-V3 technical report. *arXiv preprint arXiv:2412.19437*, 2024.
- DeepSeek-AI. DeepSeek-V3.2: Pushing the frontier of open large language models. *arXiv preprint arXiv:2512.02556*, 2025.
- Shihan Deng et al. Mobile-Bench: An evaluation benchmark for LLM-based mobile agents. *arXiv preprint arXiv:2407.00993*, 2024.
- Xiang Deng, Yu Gu, Boyuan Zheng, Shijie Chen, Sam Stevens, Boshi Wang, Huan Sun, and Yu Su. Mind2web: Towards a generalist agent for the web. In *Advances in Neural Information Processing Systems*, 2023.
- Shihan Dou et al. CL-bench: A benchmark for context learning. *arXiv preprint arXiv:2602.03587*, 2026.
- Alexandre Drouin et al. WorkArena: How capable are web agents at solving common knowledge work tasks? In *ICML*, 2024.
- eval-sys. MCPMark: A benchmark for stress-testing realistic and comprehensive MCP use. *arXiv preprint arXiv:2509.24002*, 2025.
- Google DeepMind. Gemini 3: Introducing the latest Gemini AI model. <https://blog.google/products/gemini/gemini-3/>, 2025.
- Yu Gu, Kai Zhang, Yuting Ning, Boyuan Zheng, Boyu Gou, Tianci Xue, Cheng Chang, Sanjari Srivastava, Yanan Xie, Peng Qi, Huan Sun, and Yu Su. Is your LLM secretly a world model of the internet? model-based planning for web agents. *arXiv preprint arXiv:2411.06559*, 2024.
- Danijar Hafner, Timothy Lillicrap, Jimmy Ba, and Mohammad Norouzi. Dream to control: Learning behaviors by latent imagination. In *International Conference on Learning Representations*, 2020.
- Carlos E Jimenez, John Yang, Alexander Wettig, Shunyu Yao, Kexin Pei, Ofir Press, and Karthik Narasimhan. SWE-bench: Can language models resolve real-world GitHub issues? In *International Conference on Learning Representations*, 2024.
- Jing Yu Koh, Robert Lo, Lawrence Jang, Vikram Duvvur, Ming Chong Lim, Po-Yu Huang, Graham Neubig, Shuyan Zhou, Ruslan Salakhutdinov, and Daniel Fried. VisualWebArena: Evaluating multimodal agents on realistic visual web tasks. In *ACL*, 2024.
- Junlong Li et al. The tool decathlon: Benchmarking language agents for diverse, realistic, and long-horizon task execution. In *International Conference on Learning Representations*, 2026.
- Xinyi Li et al. MCP-Bench: Benchmarking tool-using LLM agents with complex real-world tasks via MCP servers. *arXiv preprint arXiv:2508.20453*, 2025a.
- Yuetai Li, Huseyin A Inan, Xiang Yue, Wei-Ning Chen, Lukas Wutschitz, Janardhan Kulkarni, Radha Poovendran, Robert Sim, and Saravan Rajmohan. Simulating environments with reasoning models for agent training. *arXiv preprint arXiv:2511.01824*, 2025b.

- Xiao Liu, Hao Yu, Hanchen Zhang, Yifan Xu, Xuanyu Lei, Hanyu Lai, Yu Gu, Hangliang Ding, Kaiwen Men, Kejuan Yang, Shudan Zhang, Xiang Deng, Aohan Zeng, Zhengxiao Du, Chenhui Zhang, Sheng Shen, Tianjun Zhang, Yu Su, Huan Sun, Minlie Huang, Yuxiao Dong, and Jie Tang. AgentBench: Evaluating LLMs as agents. In *International Conference on Learning Representations*, 2024.
- Dezhao Luo, Bohan Tang, Kang Li, Georgios Papoudakis, Jifei Song, Shaogang Gong, Jianye Hao, Jun Wang, and Kun Shao. ViMo: A generative visual GUI world model for app agents. *arXiv preprint arXiv:2504.13936*, 2025.
- Mike A. Merrill et al. Terminal-Bench: Benchmarking agents on hard, realistic tasks in command line interfaces. *arXiv preprint arXiv:2601.11868*, 2026.
- Grégoire Mialon, Clémentine Fourrier, Craig Swift, Thomas Wolf, Yann LeCun, and Thomas Scialom. GAIA: A benchmark for general AI assistants. *arXiv preprint arXiv:2311.12983*, 2023.
- MiniMax. MiniMax-01: Scaling foundation models with lightning attention. *arXiv preprint arXiv:2501.08313*, 2025.
- MiniMax. MiniMax-M2.7: A step forward in intelligence. <https://www.minimax.io/news/minimax-m27-en>, 2026.
- Samuel Miserendino, Michele Pucher, Avi Taubenfeld, Hussein Mozannar, Charis Yeh, Alexander Hoyle, and Jason Wei. SWE-Lancer: Can frontier LLMs earn \$1 million from real-world freelance software engineering? *arXiv preprint arXiv:2502.12115*, 2025.
- Moonshot AI. Kimi K2.5 technical report. *arXiv preprint arXiv:2602.02276*, 2026.
- OpenAI. GPT-5 system card. *arXiv preprint arXiv:2601.03267*, 2025.
- Joon Sung Park, Joseph C O'Brien, Carrie J Cai, Meredith Ringel Morris, Percy Liang, and Michael S Bernstein. Generative agents: Interactive simulacra of human behavior. *arXiv preprint arXiv:2304.03442*, 2023.
- Shishir G Patil, Huanzhi Mao, Charlie Cheng-Jie Ji, Fanjia Yan, Vishnu Suresh, Ion Stoica, and Joseph E Gonzalez. The Berkeley function calling leaderboard: From tool use to agentic evaluation of large language models. 2024.
- Tejal Patwardhan et al. GDPval: Evaluating AI model performance on real-world economically valuable tasks. *arXiv preprint arXiv:2510.04374*, 2025.
- Sumedh Putta et al. Internalizing world models via self-play finetuning for agentic RL. *arXiv preprint*, 2025.
- Yujia Qin, Shihao Liang, Yining Ye, Kunlun Zhu, Lan Yan, Yaxi Lu, Yankai Lin, Xin Cong, Xiangru Tang, Bill Qian, et al. ToolLLM: Facilitating large language models to master 16000+ real-world APIs. In *International Conference on Learning Representations*, 2024.
- Qwen Team. Qwen3.5: The next-level model. <https://qwen.ai/blog?id=qwen3.5>, 2026.
- Christopher Rawles et al. AndroidWorld: A dynamic benchmarking environment for autonomous agents. In *International Conference on Learning Representations*, 2025.
- Jon Saad-Falcon et al. MCP-Atlas: A large-scale benchmark for tool-use competency with real MCP servers. *arXiv preprint arXiv:2602.00933*, 2026.
- Xingyao Wang, Zihan Wang, Jiateng Liu, Yangyi Chen, Lifan Yuan, Hao Peng, and Heng Ji. MINT: Evaluating LLMs in multi-turn interaction with tools and language feedback. In *International Conference on Learning Representations*, 2024.
- Jason Wei et al. BrowseComp: A simple yet challenging benchmark for browsing agents. *arXiv preprint arXiv:2504.12516*, 2025.

- Zikai Xiao, Jianhong Tu, Chuhang Zou, Yuxin Zuo, Zhi Li, Peng Wang, Bowen Yu, Fei Huang, and Junyang Lin. WebWorld: A large-scale world model for web agent training. *arXiv preprint arXiv:2602.14721*, 2026.
- Tianbao Xie, Danyang Zhang, Jixuan Chen, Xiaochuan Li, Siheng Zhao, Ruisheng Cao, Toh Jing Hua, Zhoujun Cheng, Dongchan Shin, Fangyu Lei, Yitao Liu, Yiheng Xu, Shuyan Zhou, Silvio Savarese, Caiming Xiong, Victor Zhong, and Tao Yu. OSWorld: Benchmarking multimodal agents for open-ended tasks in real computer environments. In *Advances in Neural Information Processing Systems*, 2024.
- Frank F. Xu, Yufan Song, Boxuan Li, Yuxuan Tang, Kritanjali Jain, Mengxue Bao, Zora Zhiruo Wang, Xuhui Zhou, Zhitong Guo, Murong Cao, Mingyang Yang, Hao Yang Lu, Amaad Martin, Zhe Su, Leander Maben, Raj Mehta, Wayne Chi, Lawrence Jang, Yiqing Xie, Shuyan Zhou, and Graham Neubig. TheAgentCompany: Benchmarking LLM agents on consequential real world tasks. In *Advances in Neural Information Processing Systems*, 2025.
- John Yang, Carlos E Jimenez, Alexander Wettig, Kilian Liber, Shunyu Yao, Kexin Pei, Ofir Press, and Karthik Narasimhan. InterCode: Standardizing and benchmarking interactive coding with execution feedback. In *Advances in Neural Information Processing Systems*, 2023.
- Qianyu Yang, Yang Liu, Jiaqi Li, Jun Bai, et al. \$OneMillion-Bench: How far are language agents from human experts? *arXiv preprint arXiv:2603.07980*, 2026.
- Shunyu Yao, Noah Shinn, Pedram Razavi, and Karthik Narasimhan.  $\tau$ -bench: A benchmark for tool-agent-user interaction in real-world domains. *arXiv preprint arXiv:2406.12045*, 2024.
- Zhipu AI. GLM-5 technical report. *arXiv preprint arXiv:2602.15763*, 2026.
- Shuyan Zhou, Frank F Xu, Hao Zhu, Xuhui Zhou, Robert Lo, Abishek Sridhar, Xianyi Cheng, Yonatan Bisk, Daniel Fried, Uri Alon, and Graham Neubig. Webarena: A realistic web environment for building autonomous agents. In *International Conference on Learning Representations*, 2024.