

# Unified Supervision for Sponsored Search Retrieval

Shasvat Desai\*  
shasvat.desai@walmart.com  
Walmart Global Tech  
Hoboken, USA

Md Omar Faruk Rokon\*  
mdomarfaruk.rokon@walmart.com  
Walmart Global Tech  
Sunnyvale, USA

Jhalak Nilesh Acharya  
jhalak.acharya@walmart.com  
Walmart Global Tech  
Sunnyvale, USA

Isha Shah  
Isha.Shah@walmart.com  
Walmart Global Tech  
Sunnyvale, USA

Hong Yao  
hong.yao0@walmart.com  
Walmart Global Tech  
Sunnyvale, USA

Utkarsh Porwal  
utkarsh.porwal@gmail.com  
Walmart Global Tech  
Sunnyvale, USA

Kuang-chih Lee  
Kuangchih.Lee@walmart.com  
Walmart Global Tech  
Sunnyvale, USA

## Abstract

Large scale e-commerce systems rely on bi-encoder retrievers to satisfy strict latency constraints while searching over massive catalogs containing billions of items. Bi-encoder retrievers decouple query and item processing by pre-computing item embeddings and indexing them offline, enabling faster inference at runtime. However, this decoupling precludes joint encoding of query-item pairs, limiting the deep semantic interaction necessary for optimal relevance. Thus, we propose a unified supervision framework to enhance the semantic relevance of bi-encoder retrievers and make them user engagement aware by curating context rich target for training. Our approach unifies the following signals to create the target score: (i) *graded relevance label* from a hierarchical cascade of relevance classifiers, (ii) *multi-channel retrieval prior score* derived from rank positions and consensus across existing retrieval channels in production, and (iii) *historical user engagement* of semantically relevant items as a preference signal.

## CCS Concepts

• **Applied computing** → **E-commerce infrastructure**; • **Information systems** → **Novelty in information retrieval**.

## Keywords

Semantic Relevance in Bi-Encoder Retrieval; Large Scale E-commerce Search; User Engagement Aware Retrieval; Hard Negative Mining

## ACM Reference Format:

Shasvat Desai, Md Omar Faruk Rokon, Jhalak Nilesh Acharya, Isha Shah, Hong Yao, Utkarsh Porwal, and Kuang-chih Lee. 2026. Unified Supervision

\*These authors contributed equally to this work.

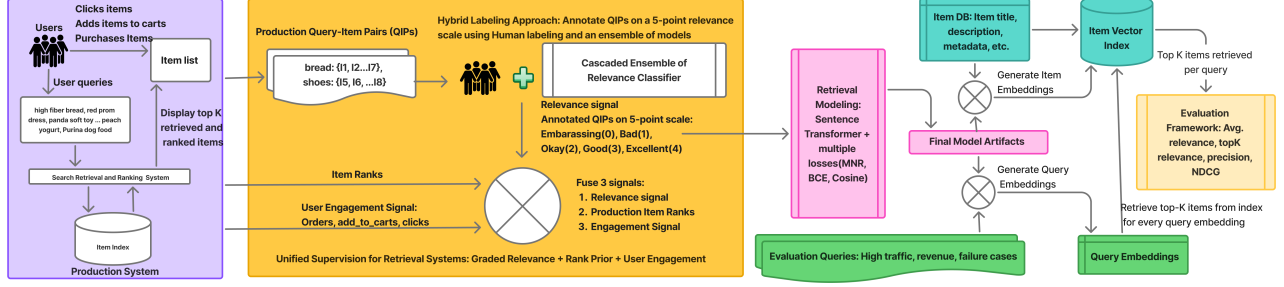
Permission to make digital or hard copies of all or part of this work for personal or classroom use is granted without fee provided that copies are not made or distributed for profit or commercial advantage and that copies bear this notice and the full citation on the first page. Copyrights for components of this work owned by others than the author(s) must be honored. Abstracting with credit is permitted. To copy otherwise, or republish, to post on servers or to redistribute to lists, requires prior specific permission and/or a fee. Request permissions from [permissions@acm.org](mailto:permissions@acm.org).  
Conference'17, Washington, DC, USA

© 2026 Copyright held by the owner/author(s). Publication rights licensed to ACM.  
ACM ISBN 978-x-xxxx-xxxx-x/YYYY/MM  
<https://doi.org/10.1145/nnnnnnn.nnnnnnn>

for Sponsored Search Retrieval. In . ACM, New York, NY, USA, 4 pages.  
<https://doi.org/10.1145/nnnnnnn.nnnnnnn>

## 1 Introduction

Large-scale e-commerce search systems typically employ a bi-encoder for efficient first-stage retrieval, followed by fine-grained re-ranking using computationally intensive models. In a bi-encoder architecture, item embeddings are computed once and stored, enabling high-throughput similarity search across massive catalogs while satisfying strict latency constraints. However, bi-encoders face a fundamental architectural bottleneck: they represent query-item pairs via independent encodings, which precludes the deep semantic interaction achieved by jointly encoding the query-item pair [4, 6, 13, 14]. While joint encoding can potentially enable retrieval of highly relevant items, they require item embeddings to be computed dynamically for every query, precluding the use of pre-indexed vectors and making real-time scoring over millions of candidates computationally intractable. Thus, we propose a unified supervision framework to enhance the semantic relevance of items retrieved by bi-encoders. The goal of the proposed framework is to curate context rich supervision target for bi-encoder training by combining three heterogeneous signals: (i) graded relevance label derived from a hierarchical cascade of relevance classifiers that jointly encode query and items to capture the deep semantic interactions otherwise absent in independent encodings; (ii) multi-channel retrieval prior score derived from rank positions of retrieved items and consensus across three retrieval channels in current production system, and (iii) historical user engagement derived from user interactions (clicks, add-to-carts, purchased items etc.). We evaluate our framework on about 30,000 queries, comparing it against our existing retrieval system running in production(control). Empirical results demonstrate that bi-encoders trained with context-rich supervision generated by our framework achieve significant gains in retrieval quality.



**Figure 1: Overview of the unified supervision framework for large-scale e-commerce retrieval. The system integrates human and relevance cross encoder labeled relevance scores, item ranks from existing retrieval channels, and user engagement signals to generate a context-rich supervision target to train bi-encoder model.**

## 2 Unified Supervision in Bi-Encoder

We denote a query-item pair as  $(q, i)$ , and refer to it as a QIP. We propose a unified supervision framework that synthesizes target score from 3 heterogeneous sources to optimize bi-encoder training:

- (1) **Graded relevance label:** a 5-point relevance rating  $r(q, d) \in \{0, 1, 2, 3, 4\}$  produced by a cascade of cross encoder teacher models and available human annotations.
- (2) **Multi-channel retrieval prior score** derived from the rank and consensus of retrieved items across multiple existing production retrieval channels
- (3) **Historical user engagement:** aggregated debiased interaction outcomes for every QIP used as a preference signal to refine supervision for semantically relevant QIPs.

These sources capture complementary dimensions of retrieval quality: (i) graded relevance signals provide the fine-grained semantic supervision for nuanced understanding; (ii) retrieval prior score encapsulates the production system’s failure modes and success patterns. This facilitates hard-negative mining by identifying highly-ranked but irrelevant candidates while reinforcing highly ranked and relevant positive items; (iii) user engagement aligns results with user preferences across semantically relevant items. Highly engaged items implicitly encapsulate tangential item features (other than relevance) including items with active promotions, low prices, faster shipping, strong seller and review ratings, and items which honor user search query intent (brand, color, size, and dietary preference match to query)

### 2.1 Graded relevance label

We annotate each QIP with an ordinal relevance rating  $Rel(q, i) \in \{0, 1, 2, 3, 4\}$ , corresponding to 0 (Embarrassing), 1 (Bad), 2 (Okay), 3 (Good), and 4 (Excellent). This scale represents the degree of intent fulfillment, ranging from fundamental category mismatches (0) to precise, ideal matches (4) that satisfy all query constraints. Ratings are produced by a combination of available human annotations and a cascade of relevance models (fine-tuned on internal data) evaluated sequentially from least to most computationally expensive (Gemma-1B, Gemma-2B, and a LLaMA-3 8B model). Each stage outputs a 5-class predictive distribution, and a prediction is accepted early when the confidence score exceeds a stage-specific threshold. For pairs not accepted early, we run all stages, take the majority

label, and break ties using the final-stage prediction. We map the relevance rating to a normalized score in  $[0, 1]$ .

$$rel\_score(q, i) = (Rel(q, i) - 2) / 2 \quad (1)$$

### 2.2 Multi channel retrieval prior score

We obtain candidates from multiple retrieval channels. Let  $\mathcal{S}$  denote the set of retrieval channels, with  $|\mathcal{S}| = 3$  in our setting. For each channel  $s \in \mathcal{S}$ , we record the rank position  $r_s(q, i)$  of item  $i$  for query  $q$  whenever  $i$  is retrieved by  $s$ . Since different channels have different rank ranges and retrieval characteristics, we use a source-specific normalization constant  $R_s$  (a maximum rank considered for that channel) and map ranks to a bounded, monotonic prior score:

$$\pi_s(q, i) = \max\left(0, 1 - \frac{\log(\max(1, r_s(q, i)))}{\log(R_s)}\right) \in [0, 1]. \quad (2)$$

When an item is retrieved by multiple channels, we aggregate priors across channels:  $\pi(q, i) = \max_{s: i \in \mathcal{R}_s(q)} \pi_s(q, i)$ , where  $\mathcal{R}_s(q)$  denotes the ranked list returned by channel  $s$  for query  $q$ . Higher-ranked items receive larger prior scores: for negatives, this prior serves as a difficulty signal for hard-negative mining, while for positives it reinforces high-confidence behavior already exhibited by the production system. We also compute a multi-channel agreement score  $C(q, i) = \frac{c(q, i)}{|\mathcal{S}|}$ , where  $c(q, i)$  is the number of channels that retrieved  $i$  and  $|\mathcal{S}|$  is the total number of channels. We detail how  $C(q, i)$  and  $\pi(q, i)$  are combined with the other signals when constructing the unified QIP scores in Section 2.4.

### 2.3 User engagement signals

For each QIP  $(q, i)$  we compute an engagement score from aggregated behavioral counts: orders  $O(q, i)$ , add-to-cart events  $A(q, i)$ , clicks  $C(q, i)$ , and views  $V(q, i)$ . We form a weighted, log-compressed signal

$$E_{raw}(q, i) = \log\left(1 + \lambda_1 O(q, i) + \lambda_2 A(q, i) + \lambda_3 C(q, i) + \lambda_4 V(q, i)\right), \quad (3)$$

where  $\lambda_1, \lambda_2, \lambda_3, \lambda_4$  are finetuned on validation set (1.5, 0.3, 0.1, and 0.01 were optimal values found through cross-validation). We normalize within each query by the maximum over its candidate set  $C(q)$ ,

$$E(q, i) = \frac{E_{raw}(q, i)}{\max_{d' \in C(q)} E_{raw}(q, i') + \epsilon} \in [0, 1], \quad (4)$$

Metric	Control (prod)	Var-1 (Rel-only)	Var-2 (Rel+Eng)
Avg relevance@25	3.040	3.263 (+7.3%)	3.277 (+7.8%)
P@25	0.794	0.873 (+10.0%)	0.877 (+10.5%)
NDCG@25	0.867	0.913 (+5.4%)	0.916 (+5.7%)

**Table 1: Offline retrieval evaluation at  $K=25$ . Relative gains are computed against Control (prod). The top-25 list contains more relevant items on average for both the variations.**

and apply a sigmoid smoothing (centered at 0.5)

$$\tilde{E}(q, i) = \sigma(k(E(q, i) - 0.5)), \quad \sigma(x) = \frac{1}{1 + e^{-x}}, \quad k = 8. \quad (5)$$

We incorporate engagement primarily for semantically relevant pairs to avoid promoting popular but completely irrelevant items.

## 2.4 Unified supervision and QIP scoring

We assign score to relevant and irrelevant QIPs differently. First, we leverage the graded relevance rating to label the QIPs as either relevant or irrelevant: QIPs with  $Rel(q, i) \in \{3, 4\}$  are treated as positives, and QIPs with  $Rel(q, i) \in \{0, 1, 2\}$  are treated as negatives. We then assign continuous scores to guide training and sampling. **Positive QIP relevance score:** We combine the normalized relevance score defined in Eqn. 1 with the aggregated rank-prior score  $\pi(q, i)$  and multi-channel consensus score  $C(q, i)$  defined in section 2.2. We define the unified relevance-rank score as:

$$y_{rel-rank}(q, i) = \alpha \cdot rel\_score(q, i) + \beta \cdot \pi(q, i) + \gamma \cdot C(q, i) \quad (6)$$

where  $\alpha, \beta, \gamma$  (0.6, 0.3, and 0.1) were optimal values found through cross validation) are weights controlling the contribution of the semantic label, rank-prior, and channel consensus. This enables the bi-encoder to reinforce established system strengths through retrieval prior and channel agreement score while learning semantic nuances through relevance score. We then define the engagement-augmented supervision target by adding an engagement boost  $\tilde{E}(q, i)$  (defined in Section 2.3) to the fused relevance-rank score:

$$y_{rel-rank-eng}(q, i) = \text{clip}(\mu_{rel} \cdot y_{rel-rank}(q, i) + \lambda_{eng} \cdot \tilde{E}(q, i), 0, 1) \quad (7)$$

where  $\mu_{rel} \geq 0$  and  $\lambda_{eng} \geq 0$  controls the strength of the relevance and engagement boost respectively and is tuned on validation (optimal values obtained were 0.85 and 0.15 respectively).

**Irrelevant QIP Difficulty Score:** For irrelevant pairs ( $R \leq 2$ ), we define a difficulty score that prioritizes negatives based on two criteria: retrieval prior and lexical overlap. retrieval prior score  $\pi(q, i)$  to identify highly-ranked false positives. We use token similarity to identify negatives that have high keyword overlap with the query.

$$y_{irrel-rank-lex}(q, i) = \kappa_1 \cdot \pi(q, i) + \kappa_2 \cdot \text{token\_sim}(q, i) \quad (8)$$

This facilitates hard-negative mining by forcing the bi-encoder to focus on the most challenging negatives and address existing system’s failure modes.

## 2.5 Retrieval Model Training

A MiniLM bi-encoder[4] is fine-tuned using the unified score defined in Equation 7 via Cosine Similarity Loss and contrastive learning via Cached Multiple Negatives Ranking (cachedMNR) Loss [1, 2].

Metric	Lift	p-value
<b>Sponsored Ad Impressions</b>	<b>+0.40%</b>	<b>0.08</b>
<b>Sponsored Ad Views</b>	<b>+0.49%</b>	<b>0.01</b>
<b>Total Search Page Views per Session</b>	<b>+0.33%</b>	<b>0.03</b>
<b>Total Cart Page Views per Session</b>	<b>+0.57%</b>	<b>0.2</b>

**Table 2: A/B Test Results: Business and Ad Engagement Metrics (statistically significant metrics highlighted).**

We use the irrelevant QIP difficulty scores (eq. 8) in curriculum-based weighting sampling and then use normalized relevance score (Eqn. 1) as negative QIP score target for cosine loss.

## 3 Evaluation

### 3.1 Evaluation Protocol

*Offline evaluation.* We construct an evaluation set of queries that covers both head and tail traffic regimes. Queries are sampled from (i) high-traffic segment, (ii) high-revenue segments, (iii) long-tail queries, and (iv) historically under-performing queries. We build an item index over the full item inventory using FAISS [3] and retrieve the top-25 candidates for each query. We report metrics at  $K=25$  because the sponsored search page has a fixed number of ad slots; in our setting, 25 is the optimal number of ad items for our application. Each retrieved query-item pair is annotated on a 5-point relevance scale. We use a hybrid judging setup consisting of (i) available human annotations and (ii) model-based annotations from a strong DeBERTa cross-encoder relevance model fine tuned on internal data for pairs without human labels. We use the resulting 5-point labels to compute graded retrieval metrics. We report (i) average relevance score over the retrieved list, (ii) Precision@ $K$ , and (iii) NDCG@ $K$  *Online evaluation.* Table 2 summarizes the A/B test results across ad engagement and business metrics. We observe statistically significant results across several metrics with overall positive trend across all metrics.

### 3.2 Quantitative Results

We evaluate all models on the same test set of 30,303 queries. Relevance is measured using the 5-point graded ratings from Section 2.1. Table 1 reports quality at  $K=25$ .

**Relevance-only scoring vs. Control:** Relevance-only scoring uses only grade relevance and rank priors (Equation 6). Precision rises from 0.794 to 0.873 (+10.0%) and NDCG rises from 0.867 to 0.913 (+5.4%). Avg relevance@25 increases from 3.040 to 3.263 (+7.3%).

**Adding engagement signal** (Equation 7) further improves the top-25 list without changing the relevance definition. Relative to the production control, Rel+Eng achieves 0.877 P@25 (+10.5%), 0.916 NDCG@25 (+5.7%), and 3.277 Avg relevance@25 (+7.8%). The gains over Rel-only are modest but consistent, suggesting engagement helps prioritize stronger candidates *among* already relevant items rather than promoting popular results.

Figure 3 measures the percentage of highly-engaged items is present in the retriever’s Top-25 list. We first convert engagement into a within-query percentile (so the 90th percentile means “top 10% most-engaged items for that query”), then measure what fraction of the Top-25 exceeds each cutoff. The x-axis reports that fraction as a percentage, while the y-axis represents the engagement percentile threshold. Across all thresholds, the engagement

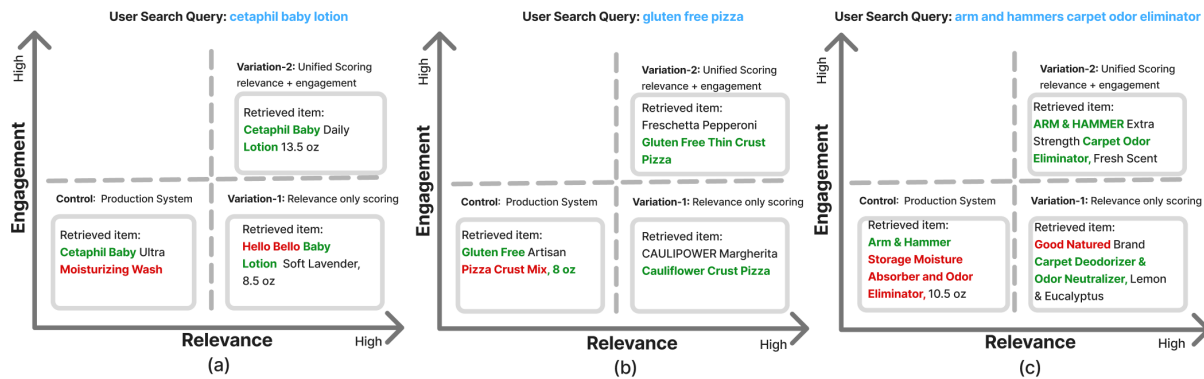


Figure 2: Qualitative results: Green text highlights phrases that align with user intent, while red text shows failure cases. Unified supervision (Variation-2) retrieves relevant and popular(top 1% engaged) items for each query compared to production system (Control), while relevance only scoring (Variation-1) retrieves relevant but unpopular(bottom 10% engaged) items.

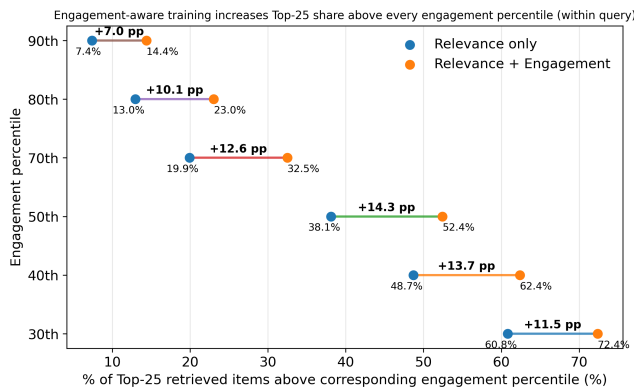


Figure 3: Engagement supervision increases the share of highly engaged items in the Top 25 retrieved set without degrading relevance. For each query, we convert engagement to a within-query percentile and report the percentage of Top-25 items above each percentile cutoff (y-axis). Labels report absolute gains in percentage points (pp)

supervised model retrieves a higher share of high-engagement items than the relevance-only supervised model. For example, at the 50th percentile threshold, the share increases by 14.3 pp, and at the 90th percentile threshold it increases by 7.0 pp.

## 4 Discussion

We presented a unified supervision framework for bi-encoder retrieval in Walmart sponsored search that makes semantic relevance the primary training signal and uses engagement only to refine preferences among relevant items. We also incorporate a retrieval-prior signal from production channels to surface hard negatives (highly ranked but irrelevant candidates) and reinforce strong positives. Our results support a simple principle: use relevance to define what is eligible to retrieve, then use engagement to refine ordering among relevant candidates to better align retrieval with downstream ranking objectives.

## References

- [1] Luyu Gao, Yunyi Zhang, Jiawei Han, and Jamie Callan. 2021. Scaling deep contrastive learning batch size under memory limited setup. *arXiv preprint arXiv:2101.06983* (2021).
- [2] Matthew Henderson, Rami Al-Rfou, Brian Strope, Yun-Hsuan Sung, László Lukács, Ruiqi Guo, Sanjiv Kumar, Balint Miklos, and Ray Kurzweil. 2017. Efficient natural language response suggestion for smart reply. *arXiv preprint arXiv:1705.00652* (2017).
- [3] Jeff Johnson, Matthijs Douze, and Hervé Jégou. 2019. Billion-scale similarity search with GPUs. *IEEE Transactions on Big Data* 7, 3 (2019), 535–547.
- [4] Nils Reimers and Iryna Gurevych. 2019. Sentence-BERT: Sentence Embeddings using Siamese BERT-Networks. In *Proceedings of the 2019 Conference on Empirical Methods in Natural Language Processing*. Association for Computational Linguistics. <http://arxiv.org/abs/1908.10084>