

Better Measurement or Larger Samples? Data Collection for Policy Learning with Unobserved Heterogeneity

Giacomo Opocher*

April 9, 2026

Abstract. Empirical research shows that individuals' responses to treatments vary along latent characteristics, such as innate ability or motivation. Therefore, a policymaker seeking to maximize welfare may consider designing policies based on observed characteristics and estimated latent traits. I characterize how the estimates' precision affects the worst-case performance of policies deriving rate-sharp regret bounds for assignment rules that include or exclude them, highlighting new trade-offs with the policy space complexity. I then study how a policymaker can solve such trade-offs by designing tailored data collections, and derive the minimax optimal collection plan. In an empirical application in development economics, I show that including a proxy for entrepreneurs' business skills in targeting cash transfers increases welfare by 5%, and halves the probability of generating welfare losses. Moreover, I estimate the optimal allocation of resources between improving the precision of the proxy via repeated measurements, and increasing sample size.

Keywords: Policy learning, Unobserved heterogeneity, Data collection.

*University of Bologna, giacomo.opoche2@unibo.it. This paper previously circulated with the title "Policy Learning with Unobserved Heterogeneity". It greatly benefited from the guidance of Silvia Sarpietro and Davide Viviano, and meaningful discussions with Isaiah Andrews, Pietro Biroli, Marc Clos, Toru Kitagawa, Nicola Mastrorocco, Andrea Mattozzi, Kirill Ponomarev, Rahul Singh, and Giulio Zanella. I also thank all seminar participants at the University of Bologna, ETH Zurich, the CEPR Job Market Bootcamp, Brown University, Harvard University, University of Mannheim, University of Bonn, and OCIS for their insightful comments. All mistakes are my own.

1 Introduction

Governments and institutions increasingly rely on individualized treatment rules to allocate interventions in heterogeneous populations. From targeting cash transfers to assigning job training, the goal is to identify subgroups that benefit most from a given policy, based on observable characteristics. Recent advances in policy learning formalize this task as the problem of estimating assignment rules that maximize expected welfare, using experimental or observational data (e.g. [Kitagawa and Tetenov, 2018](#); [Athey and Wager, 2021](#)).

A large body of empirical and theoretical research highlights that individuals' responses to treatments may depend not only on covariates such as age or income, but also on latent characteristics such as motivation, prior experience, or ability.¹ In structural econometric settings, these unobservables are often modeled through fixed effects or individual-specific components, which can be estimated under repeated observations or panel structures.² Alternatively, applied researchers measure proxies of the unobserved factors and consider treatment effect variation along their values. For example, performance indicators have been used as proxies for workers' skill level to assess the impact of new technologies on workers' productivity;³ community ratings and psychometric measures of business skills have been used to target resources to high-growth microentrepreneurs in developing countries.⁴

As a result, a policymaker interested in maximizing social welfare may decide to assign policies based on the estimated values of these relevant latent traits. This decision problem raises two questions.

First, under what conditions is leveraging such a source of information to assign treatments welfare-improving?

To shed light on this question, I show that the proxy's measurement error propagates into the decision problem. Therefore, for its inclusion to improve worst-case performance, the variation in treatment effects explained by the underlying latent factor must outweigh (i)

¹e.g. [Heckman and Vytlačil \(2001, 2005\)](#).

²e.g. [Wooldridge \(2005\)](#); [Sakaguchi \(2020\)](#).

³e.g. [Brynjolfsson, Li, and Raymond \(2025\)](#).

⁴e.g. [Hussam, Rigol, and Roth \(2022\)](#); [Bryan, Karlan, and Osman \(2024\)](#).

the additional estimation error introduced and (ii) the increase in policy space complexity. To study this trade-off formally, I derive rate-sharp regret bounds for rules that ignore unobserved heterogeneity (Covariate-Based rules) and rules that acknowledge its presence by including the estimate, or proxy ($\hat{\alpha}$ -Augmented rules). This comparison is delivered by a simple theoretical innovation. I define regret as the expected welfare loss of any estimated rule relative to an oracle that observes the true latent factor. This provides a common benchmark across policy classes and makes the comparison between the two classes of interest meaningful.

Because the proxy’s estimation error affects the policy’s worst-case performance, the policymaker may consider to invest in its precision, for instance refining measurement, designing incentive-compatible elicitation mechanisms, or collecting richer datasets to train predictive models.⁵ However, under a finite budget, such an investment implies a smaller sample size to learn the optimal policy, leading to a higher welfare loss due to the increase in policy space complexity.

This tension raises the second question. How much should the policymaker invest in the proxy’s precision relative to sample size to maximize the policy’s performance?

I study the design of data collections for policy learning when the policymaker faces a fixed budget. I show that when latent heterogeneity in treatment effects and returns to investment in the proxy’s precision are sufficiently high, it is optimal to devote resources to the measurement (or estimation) of the latent factor. By contrast, when it is too costly to improve on the proxy’s precision, or its relevance is limited, it is optimal to allocate the budget to enlarging the policy-learning sample and to rely on treatment rules based only on standard covariates. I leverage the regret bounds to derive the threshold conditions that separate these cases and the resulting minimax optimal budget allocation.

In line with the econometric literature in policy learning, I adopt the minimax approach to provide theoretical guarantees on regret (see e.g. [Manski, 2004](#)), and derive optimal data

⁵Examples include (i.) acquiring satellite images at higher resolution ([Henderson, Storeygard, and Weil, 2012](#)), or repeating measurement ([Hussam et al., 2022](#)); (ii.) designing a Becker-DeGroot-Marschak mechanism ([Becker, Degroot, and Marschak, 1964](#)); (iii.) collecting data along the long dimension of a panel dataset when estimating A_i with a fixed or random effects model.

collection plans (see e.g. [Epanomeritakis and Viviano, 2025](#); [Breza, Chandrasekhar, and Viviano, 2025](#)). To provide practical guidance for applied researchers that do not adopt a minimax perspective, I also propose two sample-splitting procedures that can be implemented in a given empirical setting to provide evidence on: (i) the ranking of treatment rules that ignore or incorporate unobserved heterogeneity; and (ii) how to scale up data collections optimally by allocating resources between measuring (or estimating) the proxy and increasing the sample used to learn the policy.

I apply these new procedures to the context studied in [Hussam et al. \(2022\)](#). The authors conduct a cash transfer randomized controlled trial in rural India and present a new proxy for micro-entrepreneurs' business skills based on the rankings entrepreneurs give to each other. They call this measure community rankings. The main result they report is that community rankings improve targeting of cash transfers. First, I confirm the original result by showing that it indeed increases average welfare by 3%, and reduces the probability of producing welfare losses by a third compared to scaling up the intervention using only covariates. The proxy was based on the average assessment of five separate rankers. This feature allows me to report two other key findings. First, I ignore the collection cost and show that the welfare gain would have been substantially smaller, had the number of rankers been lower while keeping fixed sample size. Second, I pretend the data from the study were used as a pilot to guide bigger data collections and I estimate the optimal allocation of finite budgets between the number of rankers and sample size of the RCT. I show that for limited budgets it is optimal to select two rankers instead of five in favor of sample size.

The rest of the paper is organized as follows. In section [1.1](#), I review the related literature and describe the main contribution of this paper; in section [2](#), I introduce the formal setting, definitions, and main assumptions; in section [3](#), I derive the regret bounds for Covariate-Based, and \hat{a} -Augmented rules; in section [4](#), I study the data collection problem; in section [5](#), I present the empirical application; section [6](#) concludes.

1.1 Contribution to the Literature

This paper contributes to the literature on policy learning connecting new regret bounds for policy rules that include or ignore unobserved heterogeneity in treatment effects to the design of minimax optimal data collection plans. This connection is made possible by a new definition of regret that fixes as a benchmark for all classes an oracle that directly observes the latent factor and has complete knowledge of the causal structure underlying the data. This simple theoretical innovation allows one to derive non-trivial rate-sharp regret bounds for both classes and to reduce the data collection problem to a tractable budget allocation problem between competing objectives. These theoretical results come with practical, data-driven procedures to rank policy rules that ignore or incorporate unobserved heterogeneity and estimate the optimal allocation of budget between measuring (or estimating) latent factors more accurately and increasing sample size. To the best of my knowledge, this is the first paper that combines (i) the policy learning problem when policy-relevant variables are estimated or observed with error, with (ii) the resulting trade-offs involved in designing data collections.

The problem of learning optimal treatment assignment rules has attracted attention in economics, statistics, and machine learning. Foundational work by [Manski \(2004\)](#) framed the problem of treatment choice as an empirical risk minimization problem, considering regret as a key evaluation metric. [Kitagawa and Tetenov \(2018\)](#) formalized empirical welfare maximization as a framework for optimizing treatment rules with controlled complexity, deriving minimax regret bounds for policy classes with finite complexity. [Athey and Wager \(2021\)](#) extended this framework by focusing on observational studies. More recent contributions explore extensions beyond the standard approach: [Viviano and Bradic \(2024\)](#) and [Kitagawa and Tetenov \(2021\)](#) formalize notions of fairness and equality in policy learning; [Viviano \(2024\)](#) studies treatment assignment under network interference; [Kitagawa, Lee, and Qiu \(2025\)](#) studies the case in which the set of covariates that is relevant in explaining treatment effects heterogeneity is wider than the set used for targeting. One closely related paper is [Mbakop and Tabord-Meehan \(2021\)](#). It proposes the Penalized Welfare Maximization (PWM) framework, which addresses model selection in treatment choice by penalizing pol-

icy complexity. The main similarity relates to the formulation of the problem: both papers consider the problem of optimally selecting the set of policy-relevant variables. However, PWM’s guarantees would not apply trivially to the context of unobserved heterogeneity, as it does not explicitly consider noise propagation in the decision problem, which is the main focus of the present work. Moreover, they do not frame the data collection problem or study the trade-offs involved in it.

The econometric literature has long recognized that treatment effect heterogeneity often arises from unobserved factors. Seminal work by Heckman and Vytlacil (2001, 2005) introduced the concept of essential heterogeneity and the marginal treatment effect (MTE), showing how unobserved traits influence both treatment selection and gains. This framework highlights that ignoring latent heterogeneity can bias causal inference and limit the effectiveness of policy rules. Building on these insights, a large body of work has focused on the identification and estimation of treatment effects under limited exogeneity.⁶ Recent work has begun to explore policy learning under unobserved confounding. Kallus and Zhou (2018) proposes minimax regret bounds that hedge against hidden bias, while Cui and Tchetgen (2021) adapts instrumental variables methods to estimate optimal treatment rules. Proximal causal inference approaches (see Tchetgen, Ying, Cui, Shi, and Miao, 2024, for a review) use proxies to adjust for unobserved confounders. This paper takes a different perspective. I show that even when standard identification issues from unobserved heterogeneity, such as differential compliance, selection into treatment assignment, or spillovers, are not present, an important theoretical trade-off emerges from the fact that relevant unobserved traits need to be estimated or measured with error. Finally, none of these papers studies the data collection problem.

Finally, this paper contributes to an emergin econometric literature on data collection problems and experimental design (e.g. Dominitz and F. Manski, 2017; Gechter, Hirano, Lee, Mahmud, Mondal, Morduch, Ravindran, and Shonchoy, 2024; Epanomeritakis and Viviano, 2025; Breza et al., 2025) by formalizing the problem of designing data collection

⁶For instance, Abadie, Angrist, and Imbens (2002), and Chernozhukov and Hansen (2005) develop IV-based methods for estimating heterogeneous effects, while Frölich and Melly (2013), and D’Haultfœuille and Février (2015) extend these approaches to continuous treatments and nonparametric settings.

plans tailored to the problem of learning optimal policies when unobserved heterogeneity is policy-relevant.

2 Formal Setting, Definitions, and Main Assumptions

Data Generating Process. Consider the random vector (X_i, A_i) , with $(x, a) \in \mathcal{X} \times \mathcal{A}$, $\mathcal{X} \subseteq \mathbb{R}^d$, and $\mathcal{A} \subseteq \mathbb{R}$.

Define $\mathcal{D} = \{0, 1\}$ a binary treatment and $D_i \in \mathcal{D}$ the treatment indicator. Consider the outcome Y_i and denote with $(Y_i(0), Y_i(1)) \sim P_Y$ the potential outcomes in case $D_i = 0$ or 1 respectively. Define the treatment effect $\tau_i := Y_i(1) - Y_i(0)$. Denote with $Y_i = (1 - D_i) \cdot Y_i(0) + D_i \cdot Y_i(1)$ the observed potential outcome. We observe one realization of $(Y_i, X_i, D_i) \sim_{\text{i.i.d.}} P_{Y,X,D} \in \mathcal{P}$ for all $i \in S_n$ where S_n is a random sample of n units.

We also observe a proxy, or estimate of A_i , \hat{A}_i that takes values $\hat{a} \in \hat{\mathcal{A}}$. This can be a direct measurement with error, or a data-dependent estimate.

Policy Rules and Policy Classes. A policy rule is a function that maps a general set of characteristics Z_i into the target set: $G : \mathcal{Z} \rightarrow \{0, 1\}$.

I define as Covariate-Based (CB) the rules that consider only the values of observed covariates to identify targets: $G(x) : \mathcal{X} \rightarrow \{0, 1\}$, as a -Augmented (a -CB for later reference) rules, the rules that also include unobserved variables: $G(x, a) : \mathcal{X} \times \mathcal{A} \rightarrow \{0, 1\}$, and as feasible a -Augmented rules (\hat{a} -CB for later reference), rules that leverage observed covariates and estimates of unobserved variables: $G(x, \hat{a}) : \mathcal{X} \times \hat{\mathcal{A}} \rightarrow \{0, 1\}$. Let \mathcal{G}_x , $\mathcal{G}_{x,a}$, and $\mathcal{G}_{x,\hat{a}}$ denote the respective policy classes defined as collections of rules. I indicate with $\mathcal{G}_z = \{G(z)\}$ the class of policy rules that belong to any of the three types described above. I denote with $v_z = \text{VC}(\mathcal{G}_z)$ the VC-dimension of the class \mathcal{G}_z .

We restrict our attention to the classes of parametric policies defined as:

$$\mathcal{G}_z^\theta := \{G_\theta(z) := \mathbf{1}\{s_\theta(z) \geq 0\}\} \quad (1)$$

where $\theta \in \Theta_z$ and $s : \mathcal{Z} \rightarrow \mathbb{R}$.

Remark 1. All classes considered in Examples 2.1, 2.2, 2.3 (Kitagawa and Tetenov, 2018), Examples 2.2 and 2.3 (Mbakop and Tabord-Meehan, 2021), and the examples provided in section 2.2 (Athey and Wager, 2021) fit inside this class.

Moreover, define the conditional average treatment effect function:

$$\tau(z) : \mathcal{Z} \rightarrow \mathcal{Y} \quad \text{such that} \quad \tau(z) = \mathbb{E}_P[\tau_i | Z_i = z] \quad (2)$$

And the first best rule:

$$G^{FB}(z) := \mathbf{1}\{\tau(z) \geq 0\} \quad (3)$$

Welfare. Population welfare is defined as:

$$W(G_\theta(Z_i)) := \mathbb{E}_P [Y_i(1) \cdot G_\theta(Z_i) + Y_i(0) \cdot (1 - G_\theta(Z_i))] \quad (4)$$

The best-in-class rule is defined as the rule that directly maximizes population welfare. Formally,

$$G_\theta^*(Z_i) := \arg \max_{G(Z_i) \in \mathcal{G}_z^\theta} W(G(Z_i)) \quad (5)$$

We cannot solve this problem directly because we observe only a random sample of the population of interest and we lack knowledge of the causal law underlying $(Y_i(0), Y_i(1))$. Therefore, following Kitagawa and Tetenov (2018), we rely on its empirical analog and estimate the empirical optimal rule:

$$\hat{G}_\theta(Z_i) := \arg \max_{G(Z_i) \in \mathcal{G}_z^\theta} \left\{ W_n(G(Z_i)) := \frac{1}{n} \sum_{i=1}^n \left[\frac{Y_i D_i}{e(Z_i)} \cdot G(Z_i) + \frac{Y_i(1 - D_i)}{1 - e(Z_i)} \cdot (1 - G(Z_i)) \right] \right\} \quad (6)$$

where $e(Z_i)$ is the propensity score given Z_i .

We evaluate the performance of estimated treatment rules in comparison with an oracle that observes both the values of X_i and A_i :

$$R(\hat{G}_\theta(Z_i)) := \mathbb{E}_{P^n} [W(G_\theta^*(X_i, A_i)) - W(\hat{G}_\theta(Z_i))] \quad (7)$$

Remark 2. Kitagawa and Tetenov (2018) and subsequent literature define regret within class:

$$\mathbb{E}_{P^n} [W(G_\theta^*(Z_i)) - W(\hat{G}_\theta(Z_i))] \quad (8)$$

The new definition of regret in (7) is necessary to compare different classes to the same benchmark. Moreover, it is the natural benchmark when deriving optimal data collection plans: with infinite collection effort we could (i) directly observe A_i by investing an infinite amount on the measurement (or estimation) of A_i and (ii) directly compute $G_\theta^*(X_i, A_i)$ by investing in a sample S_n of infinite size. By contrast, with finite collection effort we need to choose how to allocate budget between these two competing objectives.

2.1 Main Assumptions

The main assumptions can be divided into assumptions on the data generating process (Assumption 1), on the generating process of \hat{A}_i (Assumption 2), and on the policy space (Assumption 3).

Assumption 1 (Data generating process).

1. **Bounded Outcomes** - There exists $M < \infty$ such that the support of the outcome variable $\mathcal{Y} \subseteq [-M/2, M/2]$.
2. **Stratified Random Assignment** - Treatment assignment is such that $(Y_i(0), Y_i(1), \hat{A}_i) \perp D_i | X_i$. Propensity scores $e(X_i)$ are known.
3. **Strict Overlap** - There exists $k \in (0, 1/2)$ such that $e(x) \in [k, 1 - k]$ for all $x \in \mathcal{X}$.

Assumption 1.i implies that both potential outcomes, and thus treatment effects, are uniformly bounded in absolute value by M . Boundedness is a standard condition in the statistical learning literature as it enables the use of uniform concentration inequalities (see, e.g. Hoeffding, 1963; Van Der Vaart and Wellner, 2023). Assumption 1.ii characterizes a quasi-experimental environment in which treatment assignment is independent of potential outcomes and \hat{A}_i conditional on observed covariates. Moreover, the potential outcome of each unit i depends only on their own treatment status, and propensity scores are known. Finally, Assumption 1.iii is standard in the causal inference literature and guarantees that all units have a positive probability of receiving either treatment or control.

Example 1. Assumptions 1.2 and 1.3 are satisfied by design in stratified randomized controlled trials (see e.g. Gerber and Green, 2012, for a definition).

Assumption 2 (Measurement error-based \hat{A}_i).

1. **Proxy Representation** - Let \hat{A}_i be written as $\hat{A}_i = A_i + \varepsilon_i$.
2. **Noise Distribution** - $\varepsilon_i|X_i \sim F_{\varepsilon|X_i}$. Moreover, $\varepsilon_i \perp A_i|X_i$.

Assumption 2.1 imposes that \hat{A}_i is produced by a measurement with error. In particular, it imposes additive separability between noise and signal. Assumption 2.2 imposes that the measurement error is random conditional on covariates. As a whole, Assumption 2 allows \hat{A}_i to be biased and its error's distribution to vary across covariate values, while requiring the measurement error to be independent of the true values, conditional on the covariates. In Appendix C.2 I extend Assumption 2 for the case where \hat{A}_i is estimated from external data, rather than measured with error.

Example 2. Night-time light intensity from remote sensing is frequently used as a proxy for local economic activity (see e.g. Henderson et al., 2012; Donaldson and Storeygard, 2016). One source of measurement error allowed by Assumption 2 is adversarial atmospheric conditions. Assumption 2 allows this source of error to be correlated with local characteristics (e.g. geography). It is not allowed to vary with the true economic activity within local characteristics.

Example 3. Survey questions are frequently used as proxies for economic and psychological latent traits such as business skill or cognitive ability (see e.g. Stantcheva, 2023; Hussam et al., 2022). One common source of measurement error is the experimenter demand effect, i.e. the framing of the survey question may induce the subject to over- or under-state a given trait of interest. Assumption 2 allows this source of error to vary along subjects' observed characteristics. It is not allowed to vary with the true value of the underlying trait, or to be correlated with the answers of other subjects.

Assumption 3 (Policy class restrictions).

1. **VC Class** - The policy class \mathcal{G}_z^θ has finite VC-dimension $v_z^\theta < \infty$.

2. **Flexibility** - $\exists \tilde{\theta} \in \Theta_x$ such that $\text{sign}(s_{\tilde{\theta}}(X_i)) = \text{sign}(\tau(X_i))$ for all $x \in \mathcal{X}$.

3. **Margin Condition** - There exists a constant $\kappa > 0$ such that, for all $t \geq 0$:

$$\sup_{\theta \in \Theta} \mathbb{P}(|s_{\theta}(X_i, A_i)| < t | X_i = x) \leq \kappa t \quad \forall x \in \mathcal{X} \quad (9)$$

4. **Lipschitz Continuity** - There exists a constant L_s such that:

$$\sup_{\theta \in \Theta, (x, a) \in \mathcal{X} \times \mathcal{A}} |s_{\theta}(x, a) - s_{\theta}(x, a + \gamma)| \leq L_s |\gamma| \quad (10)$$

Assumption 3.1 restricts the complexity of the policy class by ensuring that it cannot shatter arbitrarily large sets. The use of VC-dimension as a complexity measure in policy learning was introduced in Kitagawa and Tetenov (2018), and has been widely adopted by the subsequent literature. Assumption 3.2 requires the policy class to be *flexible* enough to contain the true CATE function, or the CATE function to be *simple* enough to be contained inside the policy class. This assumption is the most restrictive in the set considered. Note that it is only needed to simplify the regret bound for covariate based rules which otherwise would carry an additional term that cannot be bounded non-trivially. I defer a more detailed discussion to the results section and Appendix B. Assumption 3.3 rules out degenerate distributions that place all the probability mass close to the region where the score function $s_{\theta}(X_i, A_i)$ is equal to zero. Assumption 3.4 rules out score functions that are not Lipschitz continuous.

Example 4. If (X_i, A_i) follow a joint normal distribution and $G_{\theta}(x, \hat{a})$ is defined as a generalized threshold rule (see e.g. Example 2.2 Kitagawa and Tetenov, 2018), then Assumptions 3.1, 3.3 and 3.4 are satisfied.

Example 5. If (X_i, A_i) follow a joint uniform distribution and $G_{\theta}(x, \hat{a})$ is defined as a rectangular rule (see e.g. Example 2.3 Mbakop and Tabord-Meehan, 2021), then Assumptions 3.1, 3.3 and 3.4 are satisfied.

3 Learning Policies with Unobserved Heterogeneity

In this section, I present the regret bounds for Covariate-Based (section 3.1), and \hat{a} -Augmented (section 3.2) rules. In section 3.3 I illustrate the minimax comparison.

3.1 Performance when Ignoring Unobserved Heterogeneity

Theorem 1 (Regret Bound for Covariate-Based Rules). *Under Assumption 1, the regret of any CB policy class \mathcal{G}_x^θ that satisfies Assumption 3.1, satisfies:*

$$\sup_{P \in \mathcal{P}} \mathbb{E}_{P^n} [W(G_\theta^*(X_i, A_i)) - W(\hat{G}_\theta(X_i))] \leq C_1 \frac{M}{k} \sqrt{\frac{v_x^\theta}{n}} + \bar{\sigma}_{\tau|x} + \Delta(s, \Theta_x) \quad (11)$$

where $C_1 > 0$ is a universal constant,

$$\bar{\sigma}_{\tau|x} := \mathbb{E}_X \left[\sqrt{\mathbb{V}_A(\tau(X_i, A_i) \mid X_i)} \right] \quad (12)$$

and,

$$0 \leq \Delta(s, \Theta_x) \leq M \cdot \mathbb{P}_P(\mathbf{1}\{s_{\theta^*}(X_i) \geq 0\} \neq \mathbf{1}\{\tau(X_i) \geq 0\}) \quad (13)$$

Moreover, if \mathcal{G}_x^θ also satisfies Assumption 3.2, then $\Delta(s, \Theta_x) = 0$.

The formal proof is reported in Appendix B. Theorem 1 introduces a bound on the regret for CB rules arising from (i) completely ignoring the source of unobserved heterogeneity, (ii) the lack of complete knowledge on the counterfactual outcomes. The bound in Eq. 11 decomposes regret into a statistical error term diminishing with sample size that equals the bound in Theorem 2.1 (Kitagawa and Tetenov, 2018), and an approximation error term due to (i) ignoring unobserved heterogeneity ($\bar{\sigma}_{\tau|x}$) and (ii) considering an assignment rule that is less flexible compared to the CATE ($\Delta(s, \Theta_x)$). Note that, under Assumption 3.2, this third term equals zero.

Theorem 2 (Minimax lower bound for Covariate-Based rules). *Let $\mathcal{P}(\sigma_0)$ denote the class of data-generating processes P satisfying Assumption 1, and such that*

$$\bar{\sigma}_{\tau|x}(P) := \mathbb{E}_X \left[\sqrt{\mathbb{V}_A(\tau(X_i, A_i) \mid X_i)} \right] \leq \sigma_0 \quad (14)$$

Then for any class \mathcal{G}_x^θ that satisfies Assumption 3,

$$\inf_{\{\hat{G}_\theta(X_i)\}} \sup_{P \in \mathcal{P}(\sigma_0)} R(\hat{G}_\theta(X_i)) \geq C_2 \frac{M}{k} \sqrt{\frac{v_x^\theta}{n}} + C_3 \sigma_0 \quad (15)$$

where $C_2 > 0$ and $C_3 > 0$ are universal constants.

The formal proof is reported in Appendix B. Theorem 2 establishes that the regret of Covariate-Based policy rules is bounded below by the sum of a statistical term of order $\sqrt{v_x^\theta/n}$ and an approximation term proportional to the residual variation in treatment effects unexplained by observed covariates, $\bar{\sigma}_{\tau|x}$. Combined with the upper bound in Theorem 1, this result implies that the regret bound for Covariate-Based rules is minimax sharp up to constants over the class $\mathcal{P}(\sigma_0)$.

3.2 Performance when Including Noisy Measures

Theorem 3 (Regret Bound for \hat{a} -Augmented Rules). *Under Assumptions 1 and 2, the regret of any \hat{a} -CB policy class $\mathcal{G}_{x,\hat{a}}^\theta$ that satisfies Assumption 3.1, 3.3, and 3.4, satisfies:*

$$\sup_{P \in \mathcal{P}} \mathbb{E}_{P^n} [W(G_\theta^*(X_i, A_i)) - W(\hat{G}_\theta(X_i, \hat{A}_i))] \leq C_1 \frac{M}{k} \sqrt{\frac{v_{x,\hat{a}}^\theta}{n}} + M\kappa L_s \text{rMSE}(\hat{A}_i) \quad (16)$$

where C_1 is a universal constant, and

$$\text{rMSE}(\hat{A}_i) := \sqrt{\mathbb{E}_P [(\hat{A}_i - A_i)^2]} \quad (17)$$

The formal proof is reported in Appendix B. Theorem 3 introduces a bound on the regret for \hat{a} -CB rules arising from (i) not observing the unobserved factor A_i , and (ii) the lack of complete knowledge on the counterfactual outcomes. This bound is composed of the bound proposed by Kitagawa and Tetenov (2018) plus a constant that depends on the class of rules $\mathcal{G}_{x,\hat{a}}^\theta$ through the Lipschitz and margin constants (see Assumption 3) times the root MSE of \hat{A}_i . The proof is composed of the following steps. First, regret can be decomposed into the sum of the distance between an oracle that observes A_i (full information) and an oracle that observes \hat{A}_i (partial information), and the distance between the latter and the feasible rule. Because of Assumptions 1, 2, and 3.1, this second term can be bounded by the bound in Theorem 2.2 (Kitagawa and Tetenov, 2018). Because of Assumption 3.3, the first term can be bounded by the probability of disagreement between the two oracles scaled by M . Because of Assumption 3.4 such probability can be bounded by a multiple of the expected absolute difference between \hat{A}_i and A_i , which in turn can be bounded by the rMSE of \hat{A}_i .

Theorem 4 (Minimax lower bound for \hat{a} -Augmented rules). *Fix $\rho > 0$. Let $\mathcal{P}(\rho)$ denote the class of DGPs P satisfying Assumptions 1 and 2, and such that $\text{rMSE}(\hat{A}_i) \leq \rho \leq 1/2\kappa$. Then, for any class $\mathcal{G}_{x,\hat{a}}^\theta$ that satisfies Assumption 3,*

$$\inf_{\{\hat{G}_\theta(X_i, \hat{A}_i)\}} \sup_{P \in \mathcal{P}(\rho)} \mathbb{E}_{P^n} [W(G_\theta^*(X_i, A_i)) - W(\hat{G}_\theta(X_i, \hat{A}_i))] \geq C_4 \frac{M}{k} \sqrt{\frac{v_{x,\hat{a}}^\theta}{n}} + C_5 M \kappa \rho \quad (18)$$

where $C_4 > 0$ and $C_5 > 0$ are universal constants.

The formal proof is reported in Appendix B. Theorem 4 shows that the regret of \hat{a} -Augmented policy rules is bounded below by the sum of a statistical term of order $\sqrt{v_{x,\hat{a}}^\theta/n}$ and an irreducible estimation-error term proportional to the estimation error in the proxy, ρ . Combined with the upper bound in Theorem 3, this result establishes that the regret bound for \hat{a} -Augmented rules is minimax sharp up to constants over the class $\mathcal{P}(\rho)$. In particular, even with infinite data, imperfect observation of the latent factor A_i induces a non-vanishing welfare loss whenever $\rho > 0$, reflecting a fundamental limit to the gains from incorporating noisy estimates of unobserved heterogeneity into policy learning.

In Appendix C.2, I extend Assumptions 2 and 3 to allow for \hat{A}_i to be produced as a data-dependent estimate. I show that, in case $\hat{A}_i = \hat{f}(X_i)$ where \hat{f} is learned in an independent sample S_m and then applied to S_n , the same results in Theorems 3 and 4 apply conditional on S_m .

3.3 Minimax Comparison Between CB and Augmented Rules

Corollary 1 (Minimax optimality of \hat{a} -Augmented rules). *Under Assumptions 1, 2 (or 2B), and for any $P \in \mathcal{P}$ such that $\bar{\sigma}_{\tau|x} > 0$ and $\text{rMSE}(\hat{A}_i) > 0$, if*

$$\bar{\sigma}_{\tau|x} \geq C_1 \frac{M}{k} \frac{\sqrt{v_{x,\hat{a}}^\theta} - \sqrt{v_x^\theta}}{\sqrt{n}} + M \kappa L_s \text{rMSE}(\hat{A}_i) \quad (19)$$

then, for any \mathcal{G}_x^θ and $\mathcal{G}_{x,\hat{a}}^\theta$ that satisfy Assumption 3,

$$\inf_{\{\hat{G}(X_i)\}} \sup_{P \in \mathcal{P}} R(\hat{G}_\theta(X_i)) \geq \inf_{\{\hat{G}(X_i, \hat{A}_i)\}} \sup_{P \in \mathcal{P}} R(\hat{G}_\theta(X_i, \hat{A}_i)) \quad (20)$$

Corollary 1 shows that, when latent heterogeneity in treatment effects exceeds the sum of (i) the increase in policy space complexity due to adding \hat{A}_i to the decision problem, and (ii) the probability of disagreement between the oracles with full and partial information of A_i rescaled by M , then, it is minimax optimal to account for unobserved heterogeneity through \hat{A}_i when learning the optimal policy.

4 Targeted Data Collections for Better Policies

In this section, I leverage the regret bounds derived in section 3 to study how a policymaker should design data collection before learning policies. I consider the quality of the proxy \hat{A}_i and the available sample size for learning policies as the outcome of ex ante design choices. On the one hand, collecting richer information on the latent factor for instance, by administering longitudinal surveys, collecting repeated measurements, or increasing training sample size for statistical models can improve the precision of \hat{A}_i . On the other hand, these same resources could be used to increase the sample size available for learning policies, for instance by running a larger field experiment, or acquiring a larger observational dataset. This creates a resource allocation problem between two competing objectives: reducing the measurement error in the proxy and reducing the statistical error in the estimated policy.

To formalize this problem, I introduce an information index $t \in \mathcal{T}$ that maps into the rMSE of \hat{A}_i . Higher values of t correspond to richer information and therefore to more precise measurements of A_i .

Assumption 4 (Information Index). *There exists an information index $t \in \mathcal{T}$ and an unknown function $h : \mathcal{T} \rightarrow \mathcal{M}$ where \mathcal{M} is defined as the set of values that $\text{rMSE}(\hat{A}_i)$ can take such that:*

$$\text{rMSE}(\hat{A}_i(t)) = h(t), \quad h'(t) \leq 0 \tag{21}$$

where $\text{rMSE}(\hat{A}_i(t))$ denotes the rMSE attained with information level t .

Assumption 4 requires that there exists a function that maps the information index into the rMSE of \hat{A}_i and that such function is non-increasing. Define $\hat{A}_i(t)$ as the measurement or estimate of A_i under information t .

Example 6. Suppose the policymaker cannot observe A_i directly, but can collect $t \in \mathbb{N}$ independent noisy measurements of it: $M_{ij} = A_i + U_{ij}$, $j = 1, \dots, t$, where the measurement errors satisfy Assumption 2. Define the proxy as the sample average of the t repeated measurements:

$$\hat{A}_i(t) := \frac{1}{t} \sum_{j=1}^t M_{ij}. \quad (22)$$

Then, Assumption 4 is satisfied with:

$$h(t) = \frac{m_0}{\sqrt{t}}. \quad (23)$$

The formal proof is reported in Appendix C.1.

I now define the policymaker's design problem. The policymaker jointly chooses the information level t and the sample size n before learning the policy. The objective is to minimize worst-case regret subject to a finite budget. The policy can either ignore the proxy and rely only on observed covariates, or incorporate the proxy estimated at information level t .

Definition 1. Consider the design problem of a policymaker that needs to decide the information level t and the sample size n under a budget constraint before learning the optimal policy $\hat{G}_\theta(X_i, \hat{A}_i(t))$:

$$\min_{t \in \mathcal{T}, n \in \mathbb{N}} \left\{ \sup_{P \in \mathcal{P}} R(t, n) \right\} \quad (24)$$

$$s.to: c_t(t) + c_n(n) \leq B_0 \quad (25)$$

where $R(t, n) := \mathbb{E}_{P^n} [W(G_\theta^*(X_i, A_i)) - W(\hat{G}_\theta(Z_i(t)))]$ and $Z_i(t) \in \{X_i, (X_i, \hat{A}_i(t))\}$.

Definition 1 makes explicit that the policymaker faces two margins of choice. The first concerns whether to use a proxy for the latent factor at all, and if so with what level of precision. The second concerns how many observations to collect for learning the optimal policy. The budget constraint captures the idea that improving one dimension necessarily crowds out investment in the other.

By Theorems 1 and 3, and Assumption 4, we can rewrite the problem as:

$$\min \left\{ \min_{n \in \mathbb{N}} \left\{ C_1 \frac{M}{k} \sqrt{\frac{v_x^\theta}{n}} + \bar{\sigma}_{\tau|x} \right\}, \min_{t \in \mathcal{T}, n \in \mathbb{N}} \left\{ C_1 \frac{M}{k} \sqrt{\frac{v_{x,\hat{a}}^\theta}{n}} + ML_s \kappa h(t) \right\} \right\} \quad (26)$$

$$\text{s.to: } c_t(t) + c_n(n) \leq B_0 \quad (27)$$

To obtain a closed-form characterization of the optimal allocation, I now introduce a simple case for the decay of measurement error and the structure of collection costs.

Example 7 (Decay and Cost Functions).

1. Assume that $\text{rMSE}(\hat{A}_i(t))$ decays with t following the rule:

$$h(t) = \frac{m_0}{\sqrt{t}} \quad (28)$$

for some constant m_0 .

2. Assume that the collection cost functions $c_t(t)$ and $c_n(n)$ are linear:

$$c_t(t) = c_t \cdot t \quad \& \quad c_n(n) = c_n \cdot n \quad (29)$$

Moreover, I assume the policymaker must have some prior information on the severity of the approximation error incurred by ignoring latent heterogeneity.

Assumption 5 (Prior on $\bar{\sigma}_{\tau|x}$). Assume the policymaker has some prior knowledge on the conditional variance of the treatment effect $\bar{\sigma}_{\tau|x}$:

$$\bar{\sigma}_{\tau|x} \leq \sigma_0 \quad (30)$$

Assumption 5 does not require point identification of the unexplained heterogeneity in treatment effects. It only requires an upper bound that can be interpreted as prior or contextual knowledge about the empirical relevance of latent heterogeneity.

The next proposition characterizes the minimax optimal design choice in the environment of Example 7.

Proposition 1 (Minimax Optimal Design Choice). *Consider the design problem described in Definition 1. Under Assumption 1 to 5, and in the context defined by Example 7, the minimax optimal design choice satisfies:*

$$(n^*, t^*) = \begin{cases} \left(\frac{B_0}{c_n}, 0 \right) & \text{if } A_0 \sqrt{\frac{c_n v_x^\theta}{B_0}} + \sigma_0 \leq A_0 \sqrt{\frac{v_{x,\hat{a}}^\theta}{t^* q}} + C_0 m_0 \sqrt{\frac{c_t + c_n q}{B_0}} \\ \left(\frac{B_0 q}{c_t + c_n q}, \frac{B_0}{c_t + c_n q} \right) & \text{otherwise} \end{cases} \quad (31)$$

where the policy-to-proxy information ratio q is defined as:

$$q := \frac{n_{x,\hat{a}}^*}{t_{x,\hat{a}}^*} = \left(\frac{A_0 \sqrt{v_{x,\hat{a}}^\theta}}{C_0 m_0} \cdot \frac{c_t}{c_n} \right)^{\frac{2}{3}} \quad (32)$$

where $A_0 := C_1 M/k$ and $C_0 := M\kappa L_s$.

The formal proof is reported in Appendix B.

Proposition 1 delivers two main results. First, it shows that the optimal design has a corner-versus-interior structure. If the worst-case regret of the covariate-based design is lower than that of the best feasible augmented design, then the policymaker should set $t^* = 0$ and devote the entire budget to enlarging the policy-learning sample. In that case, the optimal choice is simply $n^* = B_0/c_n$, that is, the largest sample size consistent with the budget. Second, when the augmented design dominates, the policymaker should split the budget between collecting information on the proxy and expanding the sample used for policy learning. The optimal allocation is summarized by the policy-to-proxy ratio q , which determines how many policy-learning observations should be financed per unit of information invested in the proxy.

The expression for q provides three insights. First, the optimal ratio increases with complexity due to including \hat{A}_i as more complex policy spaces require more sample size to control statistical error. Second, it decreases with the scale of rMSE, m_0 , as returns to investments in precision are higher the higher m_0 is. Third, it depends on the relative cost of information and sampling.

5 Empirical Application

In this section, I introduce two procedures to (i) rank policy rules that ignore or incorporate unobserved heterogeneity and (ii) estimate the optimal allocation of budget between the tasks of measuring (or estimating) latent factors and estimating policies. I conduct three empirical exercises and deliver new insights on the data from [Hussam et al. \(2022\)](#).

The authors study the effect of providing a cash grant to micro-entrepreneurs on their profits with a randomized controlled trial in rural India. They introduce a new proxy to measure entrepreneurs' business skills, an unobserved dimension identified from previous literature as policy-relevant for targeting interventions apt to stimulate economic development. This proxy is based on the ranking that groups of five entrepreneurs give each other across different outcomes. The authors name this proxy *community rankings* and claim as their main result that it can help target high-growth micro-entrepreneurs.

The study by [Hussam et al. \(2022\)](#) provides a good setting of application for two main reasons. First, the applied research question, whether targeting based on a proxy of a policy-relevant unobserved characteristic is welfare-improving, is strongly aligned with the theoretical investigation of the present paper. Second, the way the proxy is measured, through the average of five repeated measurements, allows me to study how the performance of policy recommendations varies with the precision of community rankings, and estimate the optimal allocation of budget between larger experiments and higher number of measurements.

In the first exercise, I confirm qualitatively the main result from [Hussam et al. \(2022\)](#) and provide new estimates for the magnitude of the welfare gains. I show that targeting resources along the values of community rankings increases average welfare by 5%, and reduces by two thirds the probability of producing welfare losses (harm rate for later reference) as compared to scaling up the intervention by random assignment. This gain reduces to 3% welfare increase and half harm rate reduction, when compared to covariate based rules.

In the second exercise, I leverage the fact that the proxy was based on the average measurement of five separate rankers to show that, keeping sample size fixed, the gains of targeting based on community ranking increase with the number of rankers.

In the third exercise, I impose a budget constraint and estimate the optimal number of measurements and sample sizes for different budgets. As new insights, I show that (i) even for limited budgets, it is never optimal to ignore the heterogeneity induced by business skills; (ii) when budget is limited, it is optimal to collect fewer measurements, in favor of a larger sample size; (iii) for high budgets, it is optimal to collect as many measurements as possible.

5.1 Summary of the Experimental Design

The trial was conducted in the city of Amravati, India, between 2016 and 2018. It was designed to assess whether local community members possess predictive information about heterogeneity in entrepreneurial returns and can be useful to improve the targeting of cash grants.

The sample consists of 1,345 micro-entrepreneurs operating informal businesses in retail and services. First, participants were assigned to peer groups of five or six based on geographic proximity. Within these groups, individuals were asked to rank their peers on future business outcomes, including future profits and marginal returns to capital. The main measure of community ranking used in the paper is the average fraction of peers who ranked a given entrepreneur in the top quartile across the different outcomes for which rankings were elicited. One-third of the sample was then randomly assigned to receive an unconditional cash grant of 6,000 INR (roughly \$100).

The available data include a set of characteristics collected at baseline and after the treatment. I consider as outcome variable the profits realized 2 months after the intervention.

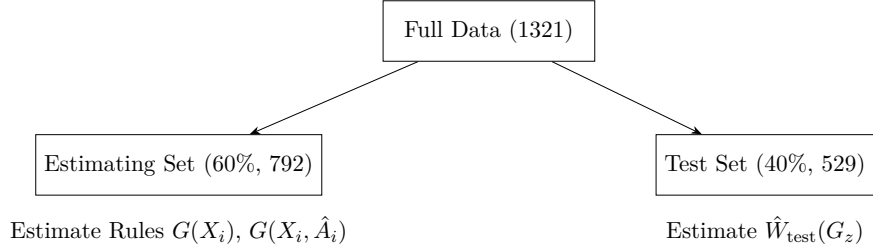
5.2 Ranking Policy Classes

In this section, I rank CB and $\hat{\alpha}$ -Augmented rules and quantify the welfare gains from incorporating community rankings into treatment assignment.

Policy Classes. I consider the following Covariate-Based rule:

$$G(X_i) = \mathbf{1} \{X_{i,1} \geq t_1 \ \& \ X_{i,2} \geq t_2\} \tag{33}$$

Figure 1: Sample Splitting



Notes: This figure illustrates the sample splitting procedure specifying the relative and absolute size of each split. All shares are relative to the total sample.

where $X_{i,1}$ is age and $X_{i,2}$ is education in years. Age and education are both identified as policy-relevant dimensions by [Hussam et al. \(2022\)](#) and previous literature. The \hat{a} -CB rule is then defined as:

$$G(X_i, \hat{A}_i) = \mathbf{1} \{ X_{i,1} \geq t_1 \ \& \ X_{i,2} \geq t_2 \ \& \ \hat{A}_i > t_{\hat{a}} \} \quad (34)$$

where \hat{A}_i is community ranking.

Finally, I also consider a benchmark random rule G_{rand} that assigns the treatment at random. To evaluate the performance of each rule, I first randomly split the sample into an estimating and test set; then, I use the estimating set to estimate the rules $G(X_i)$, $G(X_i, \hat{A}_i)$ that solve the respective maximization problems; finally, I compute the empirical welfare generated by each estimated rule in the test sample. I leverage the randomness of the sample split to recover the distribution of out-of-sample empirical welfare over $B = 2000$ different draws of the estimating and test set data. The sample splitting procedure is illustrated in [Figure 1](#). I illustrate the evaluation algorithm in [Algorithm 1](#).

The test set empirical welfare of a given rule G_z is computed as:

$$\hat{W}_{\text{test}}(G_z) = \frac{1}{529} \sum_{i \in S_{\text{test}}} \left[\frac{Y_i D_i}{1/3} \cdot \mathbf{1}\{i \in G_z\} + \frac{Y_i(1 - D_i)}{2/3} \cdot \mathbf{1}\{i \notin G_z\} \right] \quad (35)$$

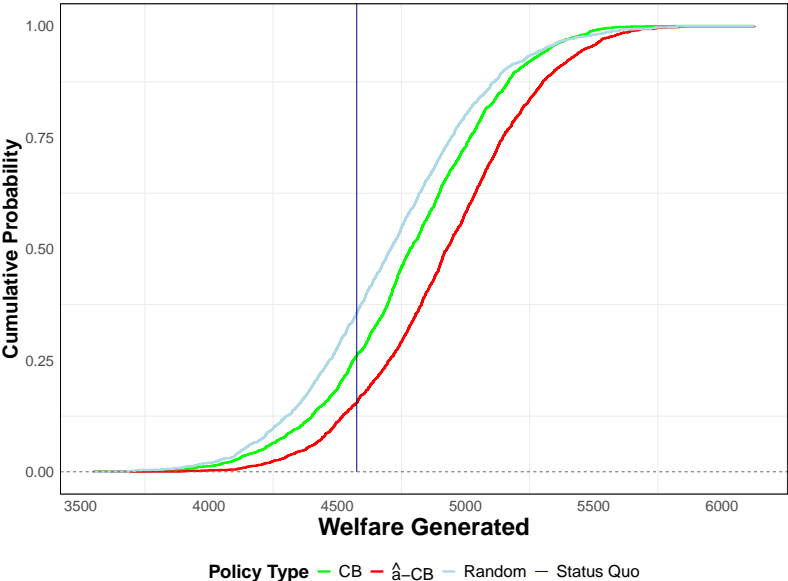
where Y_i denotes profits the micro-entrepreneur made in the 60 days following the intervention.

In [Figure 2](#), I report the cumulative distribution of welfare over the different draws of the estimating and test sets. In column 1 of [Table 1](#), I report the empirical cdf of welfare

evaluated at the status quo, the harm rate. It measures the probability that a given rule generates a welfare lower than the status quo. In columns (2) – (4) of Table 1, I report the average pairwise difference in test welfare between different rules.

First, all non-random rules dominate the random rule. Therefore, if a government were to scale up this intervention, scaling it without targeting would not be optimal. Second, the CB rule is stochastically dominated by augmented rules. Therefore, as claimed in Hussam et al. (2022), using community ranking as a targeting variable produces a welfare gain. In particular, \hat{a} -CB rules achieve an average welfare 247\$ (5%) higher than random rules and 182\$ (4%) higher than CB rules. Finally, targeting using community rankings reduces the harm rate by a half compared to random rules and a third compared to CB rules. This means that, had the policymaker scaled up the cash transfer intervention learning the optimal \hat{a} -CB rule from a sample of the size of the training set, the probability of that being harmful over the distribution of the estimating sample is reduced by a half (third) compared to random (CB) rules.

Figure 2: Welfare Gains by Policy Rule



Notes: This figure illustrates the empirical cumulative distribution of welfare generated by \hat{G}_{rand} (light blue), $\hat{G}(X_i)$ (green), $\hat{G}(X_i, \hat{A}_i)$ (red) over 2000 draws of the estimating and test set sample split. I indicate the status quo (average outcome for untreated units) with the solid navy line. Algorithm 1 illustrates the procedure, Figure 1, and Equation 35 define the welfare measure.

Table 1: Welfare Gains by Policy Rule

Policy Rule	Harm Rate	Rand.	CB	\hat{a} -CB
	(1)	(2)	(3)	(4)
Status Quo	-	+171\$ (+4%)	+245\$ (+5%)	+384\$ (+8%)
Rand.	0.32	-	+73\$ (+2%)	+213\$ (+5%)
CB	0.22	-	-	+139\$ (+3%)
\hat{a} -CB	0.14	-	-	-
Status Quo	4,540\$	-	-	-

Notes: Each cell reports the mean welfare gain of the column policy over the row policy (in \$, with percentage relative to the status quo welfare level), averaged across $B = 2,000$ sample-splitting replications. Harm Rate denotes the share of replications in which the policy produces lower average welfare than the status quo. The bottom row reports the mean status quo welfare level (in \$).

Algorithm 1 Welfare Evaluation

- 1: **for** $b = 1$ to $B = 2000$ **do**
 - 2: Set random seed to b .
 - 3: Random split: $S_n = S_{\text{est}}^b \cup S_{\text{test}}^b$
 - 4: **Compute Rules:**
 - 5: Estimate $G(X_i)$ and $G(X_i, \hat{A}_i)$ using S_{est}^b .
 - 6: **Evaluate Rules:**
 - 7: Estimate $\hat{W}_{\text{test}}^b(\hat{G}_r)$, $\hat{W}_{\text{test}}^b(\hat{G}(X_i))$, $\hat{W}_{\text{test}}^b(\hat{G}(X_i, \hat{A}_i))$.
 - 8: **end for**
-

5.3 Evidence of Decay of Performance

In this section, I provide empirical evidence for the theoretical prediction embedded in Theorem 3: welfare gains from \hat{a} -CB rules decrease as proxy noise increases. Recall that community rankings are defined as the average fraction of peers who rank a given entrepreneur

in the top quartile, elicited from four or five separate rankers.⁷ This feature of the experimental design allows me to vary proxy precision by restricting the number of rankers used to construct it.

Fixing the sample size to the full dataset, I define \hat{a}_j as the community ranking proxy constructed from $j \in \{1, \dots, 5\}$ randomly selected rankers. Higher values of j correspond to more precise measurements of the latent business skill, with \hat{a}_5 coinciding with the full proxy analyzed in the previous subsection.⁸ In Figure A1, I compare the original measure with \hat{a}_j and show that for $j = 5$ the two measures coincide, while as j decreases \hat{a}_j gets scattered around the original proxy.

Table 2 reports, for each value of j , the average welfare gain of the \hat{a}_j -CB rule relative to three benchmarks: the status quo, i.e., treating no one (column 1); random assignment (column 2); and the CB rule (column 3). To avoid ranker-specific effects, the average is computed over the sample splits $B = 2000$ and over $R = 30$ random selections of j rankers.

The welfare gain of \hat{a}_j -CB over random assignment and CB rules is positive and increases monotonically in j for $j \in [1, 4]$. This pattern mimicks the upper bound in Theorem 3: as $\text{rMSE}(\hat{A}_j)$ shrinks, the noise-related term in the \hat{a} -CB regret bound falls, narrowing the gap relative to the oracle and widening the welfare advantage over rules that ignore latent heterogeneity altogether. One puzzling result is that welfare gains slightly decrease at $j = 5$. This pattern may be explained by the lack of statistical power due to the small size of the sample, especially considering that only 37 entrepreneurs in the sample have 5 separate non-self rankers.

5.4 Estimating Optimal Designs

In this section, I consider the problem of estimating the optimal data collection plan. The key design margin in this setting is the number of peer rankings used to construct the proxy for business skill. I use this feature of the data to study how welfare changes as the policymaker trades off the amount of information used to measure the latent trait against the sample size

⁷Only 37 entrepreneurs have five rankers.

⁸Refer to Example 6 for a formal justification.

Table 2: Welfare Gains of \hat{a} -CB by Number of Measurements

Measure	vs. Status Quo	vs. Random	vs. CB
	(1)	(2)	(3)
\hat{a}_1	+304\$ (+7%)	+113\$ (+2%)	+52\$ (+1%)
\hat{a}_2	+346\$ (+8%)	+158\$ (+3%)	+94\$ (+2%)
\hat{a}_3	+362\$ (+8%)	+171\$ (+4%)	+110\$ (+2%)
\hat{a}_4	+407\$ (+9%)	+218\$ (+5%)	+155\$ (+3%)
\hat{a}_5	+392\$ (+9%)	+203\$ (+4%)	+140\$ (+3%)

Notes: Each row corresponds to a different information source used to construct \hat{a} . Each cell reports the mean welfare gain of \hat{a} -CB over the comparison policy (in \$, with percentage relative to the mean status quo welfare level), averaged across $B = 2,000$ sample-splitting replications, and $R = 30$ random selection of rankers.

used to learn the optimal policy.

Formally, let $t \in \{0, 1, 2, 3, 4, 5\}$ denote the number of non-self rankers used to construct the proxy. The case $t = 0$ corresponds to a design in which no ranking information is collected and the policymaker relies only on Covariate-Based rules. For $t > 0$, I randomly draw t rankers among those available for each entrepreneur, and compute the average ranking across the selected rankers. Higher values of t correspond to richer information and therefore to more precise measurements of the latent trait.

To introduce the budget constraint, suppose that collecting one observation for policy learning costs c_n , while each additional ranking used to construct the proxy costs c_t for each unit. Then, for a given budget B_0 , the feasible sample size satisfies

$$n(t, B_0) = \left\lfloor \frac{B_0}{c_n + c_t t} \right\rfloor. \quad (36)$$

Therefore, increasing t improves the precision of the proxy but reduces the number of observations that can be used to learn the policy.

I evaluate this trade-off over a grid of budgets $B_0 \in \{600, 800, \dots, 2000\}$, setting $c_n = 0.75$

and $c_t = 0.25$. For each budget and each value of t , I estimate the welfare generated by the feasible design using repeated sample splitting. At the beginning of each repetition, I draw a common test sample and a common training pool from the main analysis data. When $t = 0$, I draw up to $n(t, B_0)$ observations from the training pool and estimate the Covariate-Based rectangular rule defined above. When $t > 0$, I first generate a random proxy $\hat{A}_i(t)$ by selecting t rankers for each entrepreneur. I then draw up to $n(t, B_0)$ observations from the resulting training pool. On this feasible sample, I estimate both the Covariate-Based rule and the augmented rule. As in the ranking exercise, I also consider a benchmark random rule G_{rand} . The algorithm is described formally in Algorithm 2.

I then evaluate the out-of-sample welfare generated by each estimated rule in the corresponding test sample. Repeating this procedure over $B = 200$ sample splits and, for each $t > 0$, over $R = 30$ random realizations of the proxy allows one to recover the average welfare associated with each feasible design. Finally, within each budget level, I define the optimal design as the one that yields the highest average welfare. This procedure allows me to trace the welfare frontier over feasible designs and to estimate how the optimal allocation between the number of measurements t and the policy-learning sample size n changes with the available budget.

Table 3 and Figure 3 report the main findings. Three results stand out.

First, the optimal design always includes proxy measurements: $t^* \geq 2$ for every budget level considered. Even at the tightest budget (\$600), allocating resources to community rankings, despite reducing the policy-learning sample from 794 to 480 observations, yields a welfare gain of \$100 (+2%) over the CB rule computed with maximum sample. Ignoring latent heterogeneity is suboptimal even when measurement is costly.

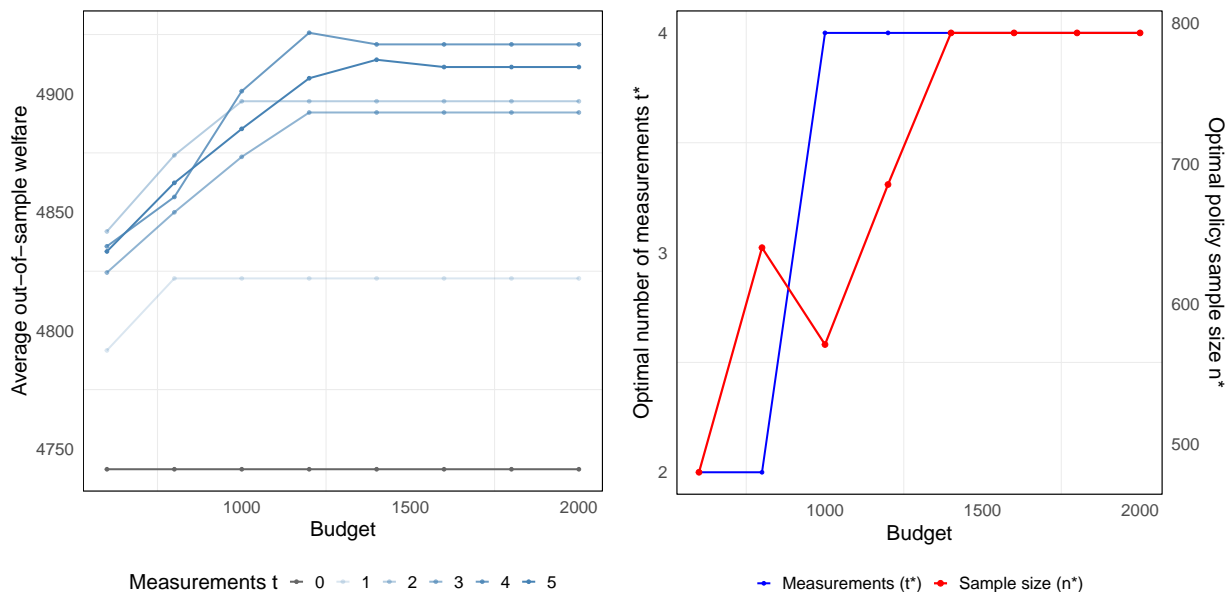
Second, the optimal number of rankers increases with the budget. At low budgets (\$600–\$800), $t^* = 2$: the marginal cost of additional rankers crowds out too much sample size, so fewer measurements and a larger sample are preferred. From \$1,000 onwards, the constraint relaxes and $t^* = 4$ becomes optimal, combining higher proxy precision with a feasible sample size.

Third, the design saturates: from \$1,400, n^* reaches the sample cap (793 observations)

and further budget increases yield no additional welfare gain. The welfare frontier flattens, with gains stabilizing at +\$179 (+4%) over the CB benchmark.

In Figures A2 and A3 we report the results for different cost functions. In Figure A2 we consider the case where the cost of collecting one more measurement is higher than the cost of collecting one more experimental unit. In this case, it is optimal to collect two measurements, for any budget. In Figure A3 we consider the case where the two marginal costs are equal. In this case, the conclusions are closer to the main specification.

Figure 3: Optimal Collection Plans by Budget Levels



Notes: This figure illustrates the performance of feasible data collection plans across different budget levels. The left panel reports the average out-of-sample welfare generated by designs with different numbers of measurements $t \in \{0, 1, \dots, 5\}$. The case $t = 0$ corresponds to Covariate-Based rules, while $t > 0$ corresponds to $\hat{\alpha}$ -Augmented rules constructed using t randomly selected rankers. The right panel reports the optimal design as a function of the budget, showing the optimal number of measurements t^* (left axis) and the corresponding optimal policy-learning sample size n^* (right axis). All results are obtained using the design evaluation procedure described in Algorithm 2.

Table 3: Optimal Collection Plans by Budget Levels

Budget	t^*	n^*	Welfare(t^*)	n_0	Welfare($t = 0$)	Gain
	(1)	(2)	(3)	(4)	(5)	(6)
600\$	2	480	4,842\$	794	4,741\$	+100\$ (+2%)
800\$	2	640	4,874\$	794	4,741\$	+133\$ (+3%)
1,000\$	4	571	4,901\$	794	4,741\$	+160\$ (+3%)
1,200\$	4	685	4,926\$	794	4,741\$	+184\$ (+4%)
1,400\$	4	793	4,921\$	794	4,741\$	+179\$ (+4%)
1,600\$	4	793	4,921\$	794	4,741\$	+179\$ (+4%)
1,800\$	4	793	4,921\$	794	4,741\$	+179\$ (+4%)
2,000\$	4	793	4,921\$	794	4,741\$	+179\$ (+4%)

Notes: For each budget level, columns (1)–(3) report the optimal number of rankers t^* , the resulting feasible sample size n^* , and the average out-of-sample welfare achieved. Columns (4)–(5) report the sample size and welfare under the CB-only benchmark ($t = 0$). Column (6) reports the mean welfare gain of the optimal design over CB-only (in \$, with percentage), averaged across $B = 200$ sample-splitting replications with $R = 30$ proxy draws each. Costs: \$0.75 per observation, \$0.25 per ranking.

Algorithm 2 Design Evaluation Under a Budget Constraint

```
1: for  $b = 1$  to  $B = 200$  do
2:   Set random seed to  $b$ .
3:   Random split:  $S_n = S_{\text{est}}^b \cup S_{\text{test}}^b$ 
4:   for  $B_0 \in \{600, 800, \dots, 2000\}$  do
5:     for  $t \in \{0, 1, 2, 3, 4, 5\}$  do
6:       Compute feasible sample size  $n(t, B_0) = \lfloor \frac{B_0}{c_n + c_t t} \rfloor$ .
7:       if  $t = 0$  then
8:         Draw  $n(0, B_0)$  observations from  $S_{\text{est}}$ .
9:         Estimate  $G(X_i)$ .
10:        Estimate  $W_{\text{test}}^b(\hat{G}(X_i))$  and  $W_{\text{test}}^b(\hat{G}_{\text{rand}})$ .
11:       else
12:         for  $r = 1$  to  $R = 30$  do
13:           Set random seed to  $100000 \cdot b + 1000 \cdot t + r$ .
14:           Estimate  $\hat{A}_i^{(b,r)}(t)$  for  $t$  randomly selected rankers.
15:           Draw  $n(t, B_0)$  observations from  $S_{\text{est}}$ .
16:           Estimate  $G(X_i)$  and  $G(X_i, \hat{A}_i^{(b,r)}(t))$ .
17:           Estimate  $W_{\text{test}}^{(b,r)}(\hat{G}(X_i))$ ,  $W_{\text{test}}^{(b,r)}(\hat{G}(X_i, \hat{A}_i(t)))$ , and  $W_{\text{test}}^{(b,r)}(\hat{G}_{\text{rand}})$ .
18:         end for
19:       end if
20:     end for
21:   end for
22: end for
```

6 Conclusions

Standard policy learning studies the performance of treatment assignment rules based on observable characteristics. A large body of empirical work has established that latent traits, such as ability, motivation, or business skills, are of first-order importance in understanding treatment effect heterogeneity. Incorporating these traits into assignment rules comes with two costs: (i) measurement error propagates into the welfare criterion and (ii) the complexity

of the policy class increases.

I study this trade-off formally deriving rate-sharp regret bounds for Covariate-Based and $\hat{\alpha}$ -Augmented rules, showing that the proxy’s inclusion improves worst-case performance only when the treatment effect variation explained by the latent factor outweighs the combined costs of noise propagation and policy space complexity. A new definition of regret, relative to an oracle that directly observes A_i , provides a common benchmark that makes this derivation tractable and the comparison meaningful.

Moreover, I frame the allocation problem between improving measurement precision and enlarging the policy-learning sample. I derive the conditions that separate the two regimes, derive the minimax optimal allocation of resources, and propose sample-splitting procedures to implement these findings empirically.

In an application to [Hussam et al. \(2022\)](#), I show that incorporating community rankings improves average welfare by 4% and halves the probability of generating welfare losses relative to Covariate-Based rules. Moreover, I show that ignoring latent heterogeneity is not optimal, even under tight budget constraints, and that the optimal number of rankers increases with the available budget.

References

- Toru Kitagawa and Aleksey Tetenov. Who Should Be Treated? Empirical Welfare Maximization Methods for Treatment Choice. *Econometrica*, 86(2):591–616, 2018.
- Susan Athey and Stefan Wager. Policy Learning With Observational Data. *Econometrica*, 89(1):133–161, 2021.
- James J. Heckman and Edward Vytlačil. Policy-Relevant Treatment Effects. *The American Economic Review*, 91(2):107–111, 2001.
- James J. Heckman and Edward Vytlačil. Structural Equations, Treatment Effects, and Econometric Policy Evaluation. *Econometrica*, 73(3):669–738, 2005.

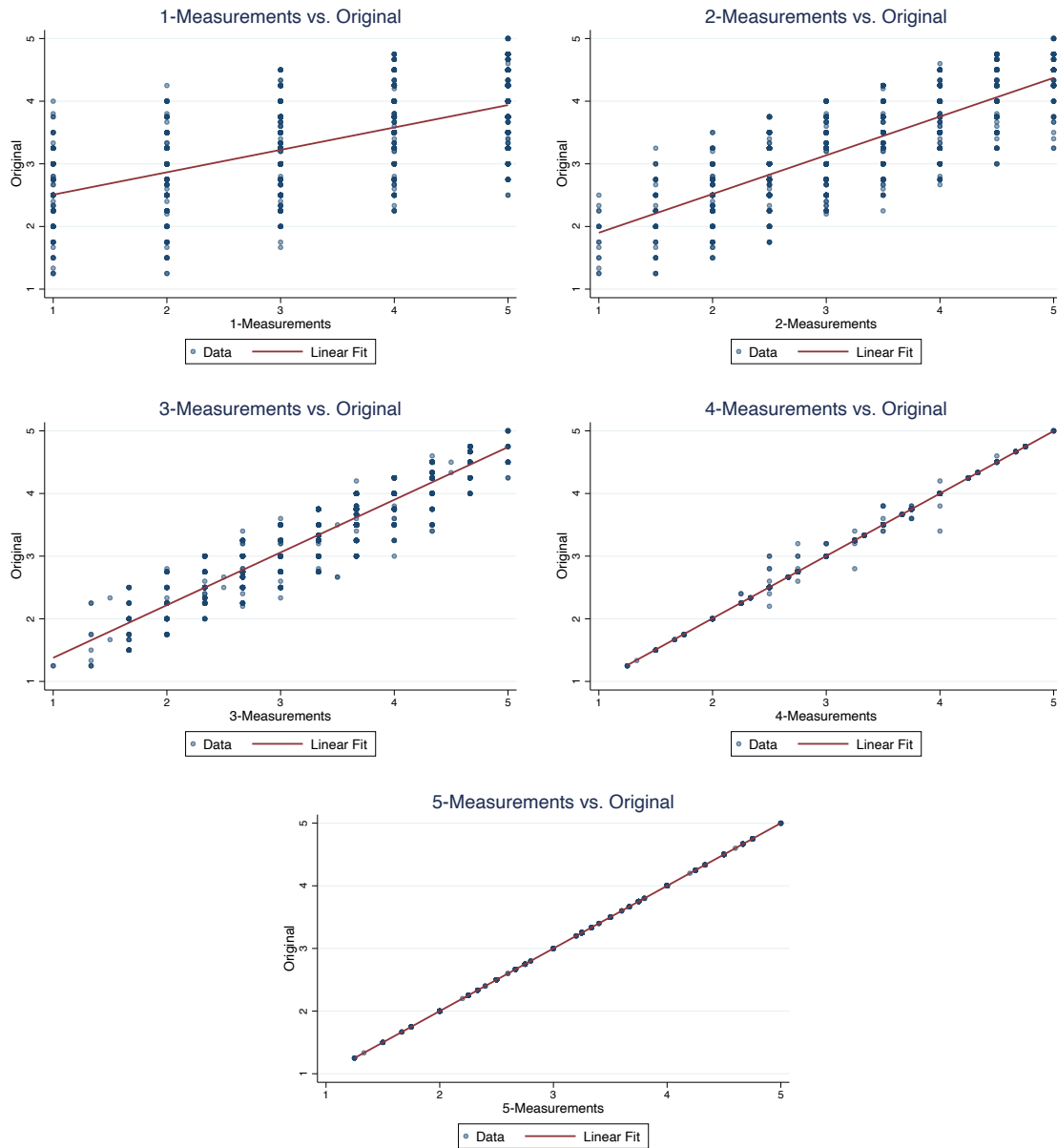
- Jeffrey M. Wooldridge. Fixed-effects and related estimators for correlated random-coefficient and treatment-effect panel data models. *The Review of Economics and Statistics*, 87(2): 385–390, 05 2005.
- Shosei Sakaguchi. Estimation of average treatment effects using panel data when treatment effect heterogeneity depends on unobserved fixed effects. *Journal of Applied Econometrics*, 35(3):315–327, 2020.
- Erik Brynjolfsson, Danielle Li, and Lindsey Raymond. Generative ai at work. *The Quarterly Journal of Economics*, 140(2):889–942, 02 2025.
- Reshmaan Hussam, Natalia Rigol, and Benjamin N. Roth. Targeting high ability entrepreneurs using community information: Mechanism design in the field. *American Economic Review*, 112(3):861–98, March 2022.
- Gharad Bryan, Dean Karlan, and Adam Osman. Big loans to small businesses: Predicting winners and losers in an entrepreneurial lending experiment. *American Economic Review*, 114(9):2825–60, September 2024.
- J. Vernon Henderson, Adam Storeygard, and David N. Weil. Measuring economic growth from outer space. *American Economic Review*, 102(2):994–1028, April 2012.
- Gordon M. Becker, Morris H. Degroot, and Jacob Marschak. Measuring utility by a single-response sequential method. *Behavioral Science*, 9(3):226–232, 1964.
- Charles F. Manski. Statistical Treatment Rules for Heterogeneous Populations. *Econometrica*, 72(4):1221–1246, 2004.
- Aristotelis Epanomeritakis and Davide Viviano. Learning what to learn: Experimental design when combining experimental with observational evidence, 2025. URL <https://arxiv.org/abs/2510.23434>.
- Emily Breza, Arun G. Chandrasekhar, and Davide Viviano. Generalizability with ignorance in mind: learning what we do (not) know for archetypes discovery, 2025. URL <https://arxiv.org/abs/2501.13355>.

- Davide Viviano and Jelena Bradic. Fair Policy Targeting. *Journal of the American Statistical Association*, 119(545):730–743, January 2024.
- Toru Kitagawa and Aleksey Tetenov. Equality-Minded Treatment Choice. *Journal of Business & Economic Statistics*, 39(2):561–574, March 2021.
- Davide Viviano. Policy Targeting under Network Interference. *The Review of Economic Studies*, page rdae041, April 2024.
- Toru Kitagawa, Sokbae Lee, and Chen Qiu. Leave no one undermined: Policy targeting with regret aversion, 2025.
- Eric Mbakop and Max Tabord-Meehan. Model Selection for Treatment Choice: Penalized Welfare Maximization. *Econometrica*, 89(2):825–848, 2021.
- Alberto Abadie, Joshua Angrist, and Guido Imbens. Instrumental Variables Estimates of the Effect of Subsidized Training on the Quantiles of Trainee Earnings. *Econometrica*, 70(1):91–117, 2002.
- Victor Chernozhukov and Christian Hansen. An IV Model of Quantile Treatment Effects. *Econometrica*, 73(1):245–261, 2005.
- Markus Frölich and Blaise Melly. Unconditional Quantile Treatment Effects Under Endogeneity. *Journal of Business & Economic Statistics*, 31(3):346–357, July 2013.
- Xavier D’Haultfoeuille and Philippe Février. Identification of Nonseparable Triangular Models With Discrete Instruments. *Econometrica*, 83(3):1199–1210, 2015.
- Nathan Kallus and Angela Zhou. Confounding-Robust Policy Improvement. In *Advances in Neural Information Processing Systems*, volume 31. Curran Associates, Inc., 2018.
- Yifan Cui and Eric Tchetgen Tchetgen. A semiparametric instrumental variable approach to optimal treatment regimes under endogeneity. *Journal of the American Statistical Association*, 116(533):162–173, 2021.
- Eric J. Tchetgen Tchetgen, Andrew Ying, Yifan Cui, Xu Shi, and Wang Miao. An Introduction to Proximal Causal Inference. *Statistical Science*, 39(3):375–390, August 2024.

- Jeff Dominitz and Charles F. Manski. More data or better data? a statistical decision problem. *The Review of Economic Studies*, 84(4):1583–1605, 02 2017.
- Michael Gechter, Keisuke Hirano, Jean Lee, Mahreen Mahmud, Orville Mondal, Jonathan Morduch, Saravana Ravindran, and Abu S. Shonchoy. Selecting experimental sites for external validity, 2024. URL <https://arxiv.org/abs/2405.13241>.
- Wassily Hoeffding. Probability Inequalities for Sums of Bounded Random Variables. *Journal of the American Statistical Association*, 58(301):13–30, 1963.
- A. W. Van Der Vaart and Jon A. Wellner. *Weak Convergence and Empirical Processes: With Applications to Statistics*. Springer Series in Statistics. Springer International Publishing, Cham, 2023. ISBN 978-3-031-29038-1 978-3-031-29040-4.
- Alan Gerber and Donald Green. *Field Experiments Design, Analysis, and Interpretation*. W. W. Norton & Company, 2012.
- Dave Donaldson and Adam Storeygard. The view from above: Applications of satellite data in economics. *Journal of Economic Perspectives*, 30(4):171–98, November 2016.
- Stefanie Stantcheva. How to run surveys: A guide to creating your own identifying variation and revealing the invisible. *Annual Review of Economics*, 15(Volume 15, 2023):205–234, 2023.

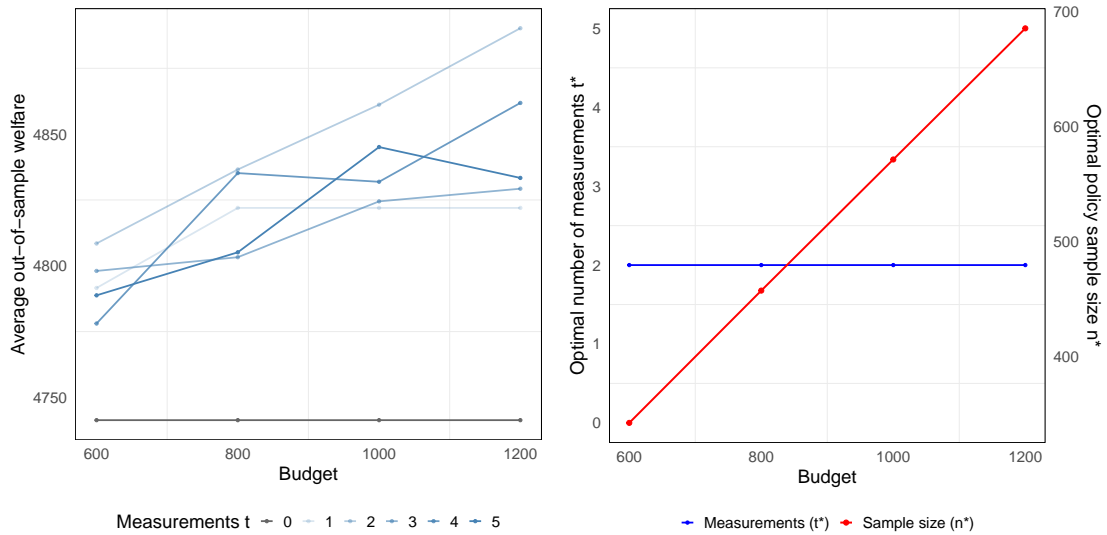
A Additional Figures

Figure A1: Original Measure vs t-Measurements



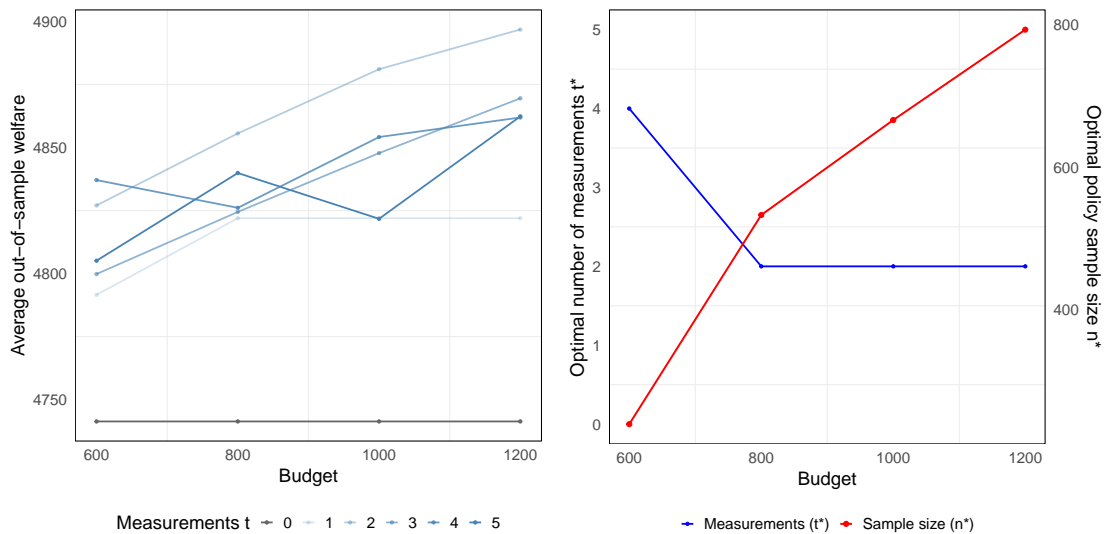
Notes: This figure compares the original measure used in [Hussam et al. \(2022\)](#) with the one constructed by the author, for different number of measurements.

Figure A2: Optimal Collection Plans by Budget Levels - Costly Measurements



Notes: This figure illustrates the performance of feasible data collection plans across different budget levels. The left panel reports the average out-of-sample welfare generated by designs with different numbers of measurements $t \in \{0, 1, \dots, 5\}$. In this graph, we set $c_n = 0.25$ and $c_t = 0.75$.

Figure A3: Optimal Collection Plans by Budget Levels - Equal Marginal Cost



Notes: This figure illustrates the performance of feasible data collection plans across different budget levels. The left panel reports the average out-of-sample welfare generated by designs with different numbers of measurements $t \in \{0, 1, \dots, 5\}$. In this graph, we set $c_n = 0.5$ and $c_t = 0.5$.

B Formal Proofs

Proof of Theorem 1. write regret for Covariate-Based rules as:

$$R(\hat{G}_x) = \mathbb{E}_{P^n} [W(G_\theta^*(X_i, A_i)) - W(\hat{G}_\theta(X_i))] \quad (\text{B1})$$

$$= \underbrace{W(G_\theta^*(X_i, A_i)) - W(G_\theta^*(X_i))}_A + \underbrace{\mathbb{E}_{P^n} [W(G_\theta^*(X_i)) - W(\hat{G}_\theta(X_i))]}_B \quad (\text{B2})$$

Bounding component A. Rewrite component A as:

$$A = W(G_\theta^*(X_i, A_i)) - W(G_\theta^*(X_i)) \quad (\text{B3})$$

$$\text{by definition of } W(G_z) \text{ and } G_z: \quad (\text{B4})$$

$$= \mathbb{E}_P[\tau_i \cdot G_\theta^*(X_i, A_i)] - \mathbb{E}_P[\tau_i \cdot G_\theta^*(X_i)] \quad (\text{B5})$$

$$= \mathbb{E}_P[\tau_i \cdot (G_\theta^*(X_i, A_i) - G_\theta^*(X_i))] \quad (\text{B6})$$

$$\text{adding and subtracting } \mathbb{E}_P[\tau_i \cdot \mathbf{1}\{\tau(X_i) \geq 0\}]: \quad (\text{B7})$$

$$= \mathbb{E}_P[\tau_i \cdot (G_\theta^*(X_i, A_i) - \mathbf{1}\{\tau(X_i) \geq 0\})] + \mathbb{E}_P[\tau_i \cdot (\mathbf{1}\{\tau(X_i) \geq 0\} - G_\theta^*(X_i))] \quad (\text{B8})$$

$$\text{since } W(G^{FB}(X_i, A_i)) \geq W(G_\theta^*(X_i, A_i)) \quad (\text{B9})$$

$$\text{implies } \mathbb{E}_P[\tau_i G_\theta^*(X_i, A_i)] \leq \mathbb{E}_P[\tau_i \mathbf{1}\{\tau(X_i, A_i) \geq 0\}], \quad (\text{B10})$$

$$\text{and } G_\theta^*(X_i) = \mathbf{1}\{s_{\theta^*}(X_i) \geq 0\}: \quad (\text{B11})$$

$$\leq \mathbb{E}_P[\tau_i \cdot (\mathbf{1}\{\tau(X_i, A_i) \geq 0\} - \mathbf{1}\{\tau(X_i) \geq 0\})] + \quad (\text{B12})$$

$$+ \mathbb{E}_P[\tau_i \cdot (\mathbf{1}\{\tau(X_i) \geq 0\} - \mathbf{1}\{s_{\theta^*}(X_i) \geq 0\})] \quad (\text{B13})$$

$$:= \mathbb{E}_{X,A}[\mathbb{E}_P[\tau_i \cdot (\mathbf{1}\{\tau(X_i, A_i) \geq 0\} - \mathbf{1}\{\tau(X_i) \geq 0\})]] + \Delta(s, \Theta_x) \quad (\text{B14})$$

$$= \mathbb{E}_{X,A}[\tau(X_i, A_i) \cdot (\mathbf{1}\{\tau(X_i, A_i) \geq 0\} - \mathbf{1}\{\tau(X_i) \geq 0\})] + \Delta(s, \Theta_x) \quad (\text{B15})$$

$$\text{because } \forall u, v \in \mathbb{R}, u \cdot (\mathbf{1}\{u \geq 0\} - \mathbf{1}\{v \geq 0\}) \leq |u - v|, \quad (\text{B16})$$

$$\leq \mathbb{E}_{X,A}[|\tau(X_i, A_i) - \tau(X_i)|] + \Delta(s, \Theta_x) \quad (\text{B17})$$

$$\text{by the law of iterated expectations and Jensen's inequality applied conditionally on } X_i: \quad (\text{B18})$$

$$\leq \mathbb{E}_X \left[\sqrt{\mathbb{E}_A[(\tau(X_i, A_i) - \tau(X_i))^2 \mid X_i]} \right] + \Delta(s, \Theta_x) := \bar{\sigma}_{\tau|x} + \Delta(s, \Theta_x) \quad (\text{B19})$$

Bounding component B. Component B captures the welfare loss arising from maximizing the sample analog of the population welfare. Under Assumptions 1 and 3, Theorem

2.1 in Kitagawa and Tetenov (2018) applies directly:

$$\mathbb{E}_{P^n}[W(G_{\theta}^*(X_i)) - W(\hat{G}_{\theta}(X_i))] \leq C_1 \frac{M}{k} \sqrt{\frac{v_x^{\theta}}{n}} \quad (\text{B20})$$

where C_1 is a universal constant.

Therefore,

$$\sup_{P \in \mathcal{P}} \mathbb{E}_{P^n}[W(G_{\theta}^*(X_i, A_i)) - W(\hat{G}_{\theta}(X_i))] \leq C_1 \frac{M}{k} \sqrt{\frac{v_x^{\theta}}{n}} + \bar{\sigma}_{\tau|x} + \Delta(s, \Theta_x) \quad (\text{B21})$$

Now, notice that:

$$\Delta(s, \Theta_x) := \mathbb{E}_P[\tau_i \cdot (\mathbf{1}\{\tau(X_i) \geq 0\} - \mathbf{1}\{s_{\theta^*}(X_i) \geq 0\})] \quad (\text{B22})$$

$$\leq \mathbb{E}_X[\mathbb{E}_{P|X}[\tau_i \cdot (\mathbf{1}\{\tau(X_i) \geq 0\} - \mathbf{1}\{s_{\theta^*}(X_i) \geq 0\})|X_i]] \quad (\text{B23})$$

$$= \mathbb{E}_X[\tau(X_i) \cdot (\mathbf{1}\{\tau(X_i) \geq 0\} - \mathbf{1}\{s_{\theta^*}(X_i) \geq 0\})] \quad (\text{B24})$$

$$\leq \mathbb{E}_X[|\tau(X_i)| \cdot |\mathbf{1}\{\tau(X_i) \geq 0\} - \mathbf{1}\{s_{\theta^*}(X_i) \geq 0\}|] \quad (\text{B25})$$

$$\leq M \cdot \mathbb{P}_X(\mathbf{1}\{\tau(X_i) \geq 0\} \neq \mathbf{1}\{s_{\theta^*}(X_i) \geq 0\}) \quad (\text{B26})$$

Finally, under Assumption 3.2, $\mathbb{P}_X(\mathbf{1}\{\tau(X_i) \geq 0\} \neq \mathbf{1}\{s_{\theta^*}(X_i) \geq 0\}) = 0$ because $\theta^* = \tilde{\theta}$ by the definition of first best. Therefore, if \mathcal{G}_x^{θ} satisfies Assumption 3.2, $\Delta(s, \Theta_x) = 0$.

□

Proof of Theorem 2. Define the minimax risk

$$\mathcal{R}_n := \inf_{\{\hat{G}_{\theta}(X_i)\}} \sup_{P \in \mathcal{P}(\sigma_0)} R(\hat{G}_{\theta}(X_i)). \quad (\text{B27})$$

We establish two separate lower bounds on \mathcal{R}_n : one arising from approximation error and one from estimation error, and then combine them.

Step 1: Approximation-error lower bound. Fix $\sigma_0 > 0$ and consider the following data-generating process P_{σ} . Let $X_i \sim \mathcal{N}(\mu_x, \sigma_x^2)$, i.i.d. across i . Let $A_i \perp X_i$, and $A_i \in \{-\sigma_0, +\sigma_0\}$ with probability 1/2 each. Define

$$Y_i(0) := 0, \quad Y_i(1) := \tau(X_i, A_i) := A_i \quad (\text{B28})$$

Then, $Y_i(d) \in [-\sigma_0, \sigma_0]$, so Assumption 1.1 holds for $\sigma_0 \leq M/2$. Let $D_i \sim \text{Bernoulli}(p)$ with $p \in (k, 1-k)$, independent of $(X_i, A_i, Y_i(0), Y_i(1))$, so Assumptions 1.2 and 1.3 hold. Because A_i is independent of X_i and has mean zero,

$$m(X_i) := \mathbb{E}_P[\tau(X_i, A_i) \mid X_i] = \mathbb{E}_P[A_i \mid X_i] = 0 \quad (\text{B29})$$

Moreover,

$$\bar{\sigma}_{\tau|x}(P_\sigma) = \mathbb{E}_X \left[\sqrt{\mathbb{V}_A(\tau(X_i, A_i) \mid X_i)} \right] = \sqrt{\mathbb{V}(A_i)} = \sigma_0 \quad (\text{B30})$$

Hence $P_\sigma \in \mathcal{P}(\sigma_0)$. The oracle rule that observes (X_i, A_i) is

$$G^*(X_i, A_i) = \mathbf{1}\{A_i > 0\} \quad (\text{B31})$$

Its welfare is

$$W(G^*(X_i, A_i)) = \mathbb{E}[A_i \mathbf{1}\{A_i > 0\}] = \frac{1}{2}\sigma_0 \quad (\text{B32})$$

For any $G_\theta(X_i) \in \mathcal{G}_x^\theta$, where \mathcal{G}_x^θ satisfies Assumption 3,

$$W(G_\theta(X_i)) = \mathbb{E}[A_i G_\theta(X_i)] \quad (\text{B33})$$

Since $\mathbb{E}[A_i \mid X_i] = 0$,

$$W(G_\theta(X_i)) = 0 \quad \text{for all } G_\theta(X_i) \in \mathcal{G}_x^\theta \quad (\text{B34})$$

Thus, $W(G_\theta^*(X_i)) = 0$ and, for any CB rule learned from data in the set $\{\hat{G}_\theta(X_i)\}$,

$$\mathbb{E}_{P^n}[W(\hat{G}_\theta(X_i))] = 0 \quad (\text{B35})$$

Therefore,

$$R_{P_\sigma}(\hat{G}_\theta(X_i)) = W(G_\theta^*(X_i, A_i)) = \frac{1}{2}\sigma_0 \quad (\text{B36})$$

Taking the infimum over $\{\hat{G}_\theta(X_i)\}$,

$$\mathcal{R}_n \geq \frac{1}{2}\sigma_0 \quad (\text{B37})$$

Step 2: Estimation-error lower bound. We now invoke Theorem 2.2 of [Kitagawa and Tetenov \(2018\)](#). They construct a finite subclass $\mathcal{P}^* \subset \mathcal{P}$ with bounded outcomes, overlap $p \in (k, 1-k)$, and covariates taking values in a set shattered by \mathcal{G}_x^θ , such that for any sequence $\{\hat{G}_\theta(X_i)\}$,

$$\sup_{P \in \mathcal{P}^*} \mathbb{E}_{P^n} [W(G_\theta^*(X_i)) - W(\hat{G}_\theta(X_i))] \geq C_K \frac{M}{k} \sqrt{\frac{v_x^\theta}{n}} \quad (\text{B38})$$

for some universal constant $C_K > 0$. On \mathcal{P}^* , the treatment effect depends only on X_i , so $\bar{\sigma}_{\tau|x}(P) = 0 \leq \sigma_0$, and hence $\mathcal{P}^* \subset \mathcal{P}(\sigma_0)$. Moreover, $G_\theta^*(X_i, A_i) = G_\theta^*(X_i)$ on \mathcal{P}^* , so

$$R(\hat{G}_\theta(X_i)) = \mathbb{E}_{P^n} [W(G_\theta^*(X_i)) - W(\hat{G}_\theta(X_i))] \quad (\text{B39})$$

Thus, (B38) implies

$$\mathcal{R}_n \geq C_K \frac{M}{k} \sqrt{\frac{v_x^\theta}{n}} \quad (\text{B40})$$

Step 3: Combine the two bounds. From (B37), we have exhibited a single DGP $P_\sigma \in \mathcal{P}(\sigma_0)$ such that

$$\inf_{\{\hat{G}_\theta(X_i)\}} \mathbb{E}_{(P_\sigma)^n} [W(G_\theta^*(X_i, A_i)) - W(\hat{G}_\theta(X_i))] \geq \frac{1}{2} \sigma_0 \quad (\text{B41})$$

Therefore,

$$\mathcal{R}_n = \inf_{\{\hat{G}_\theta(X_i)\}} \sup_{P \in \mathcal{P}(\sigma_0)} \mathbb{E}_{P^n} [W(G_\theta^*(X_i, A_i)) - W(\hat{G}_\theta(X_i))] \geq \frac{1}{2} \sigma_0 \quad (\text{B42})$$

Similarly, (B40) implies

$$\mathcal{R}_n \geq C_K \frac{M}{k} \sqrt{\frac{v_x^\theta}{n}} \quad (\text{B43})$$

Combining (B42) and (B43), we conclude

$$\mathcal{R}_n \geq \max \left\{ \frac{1}{2} \sigma_0, C_K \frac{M}{k} \sqrt{\frac{v_x^\theta}{n}} \right\} \quad (\text{B44})$$

Using the elementary inequality $\max\{u, v\} \geq (u + v)/2$ for all $u, v \geq 0$, we obtain

$$\mathcal{R}_n \geq \frac{1}{2} \left(\frac{1}{2} \sigma_0 + C_K \frac{M}{k} \sqrt{\frac{v_x^\theta}{n}} \right) \quad (\text{B45})$$

$$= \frac{1}{4} \sigma_0 + \frac{C_K M}{2k} \sqrt{\frac{v_x^\theta}{n}} \quad (\text{B46})$$

Setting $C_2 := C_K/2$ and $C_3 := 1/4$ yields (15). \square

Proof of Theorem 3. Decompose regret into:

$$R(\hat{G}_{x,\hat{a}}^\theta) = \underbrace{W(G_\theta^*(X_i, A_i)) - W(G_\theta^*(X_i, \hat{A}_i))}_I + \underbrace{\mathbb{E}_{P^n} [W(G_\theta^*(X_i, \hat{A}_i)) - W(\hat{G}_\theta(X_i, \hat{A}_i))]}_{II} \quad (\text{B47})$$

Bounding Term I. Rewrite term I as:

$$I = W(G_\theta^*(X_i, A_i)) - W(G_\theta^*(X_i, \hat{A}_i)) \quad (\text{B48})$$

$$\text{by definition of } W(G_z^\theta) \text{ and } G_z^\theta: \quad (\text{B49})$$

$$= \mathbb{E}_P[\tau_i G_\theta^*(X_i, A_i)] - \mathbb{E}_P[\tau_i G_\theta^*(X_i, \hat{A}_i)] \quad (\text{B50})$$

$$\text{by definition of } G_\theta^*(X_i, A_i): \quad (\text{B51})$$

$$= \sup_{\theta \in \Theta} \{\mathbb{E}_P[\tau_i G_\theta(X_i, A_i)]\} - \sup_{\theta \in \Theta} \{\mathbb{E}_P[\tau_i G_\theta(X_i, \hat{A}_i)]\} \quad (\text{B52})$$

$$\leq \sup_{\theta \in \Theta} \{\mathbb{E}_P[\tau_i \cdot (G_\theta(X_i, A_i) - G_\theta(X_i, \hat{A}_i))]\} \quad (\text{B53})$$

$$\leq \sup_{\theta \in \Theta} \{\mathbb{E}_P[|\tau_i| \cdot \mathbf{1}\{G_\theta(X_i, A_i) \neq G_\theta(X_i, \hat{A}_i)\}]\} \quad (\text{B54})$$

$$\leq M \cdot \sup_{\theta \in \Theta} \{\mathbb{P}_P(G_\theta(X_i, A_i) \neq G_\theta(X_i, \hat{A}_i))\} \quad (\text{B55})$$

Now, notice that, if the two indicators disagree, the sign of $s_\theta(\cdot)$ must flip between A_i and \hat{A}_i , which requires $|s_\theta(X_i, A_i)|$ to be no larger than the change $|s_\theta(X_i, A_i) - s_\theta(X_i, \hat{A}_i)|$. Formally,

$$\{G_\theta(X_i, A_i) \neq G_\theta(X_i, \hat{A}_i)\} \subseteq \{|s_\theta(X_i, A_i)| \leq |s_\theta(X_i, A_i) - s_\theta(X_i, \hat{A}_i)|\} \quad (\text{B56})$$

And, by Assumption 3.4 (Lipschitz score function):

$$\sup_{\theta \in \Theta} |s_\theta(X_i, A_i) - s_\theta(X_i, \hat{A}_i)| \leq L_s |\varepsilon_i| \quad (\text{B57})$$

Therefore,

$$\sup_{\theta \in \Theta} \{\mathbb{P}_P(G_\theta(X_i, A_i) \neq G_\theta(X_i, \hat{A}_i))\} \leq \sup_{\theta \in \Theta} \mathbb{P}_P(|s_\theta(X_i, A_i)| \leq L_s |\varepsilon_i|) \quad (\text{B58})$$

$$= \sup_{\theta \in \Theta} \mathbb{E}_{X, \varepsilon} [\mathbb{P}_{P|X, \varepsilon}(|s_\theta(X_i, A_i)| \leq L_s |\varepsilon_i| \mid X_i, \varepsilon_i)] \quad (\text{B59})$$

$$\text{by Assumption 2, } \varepsilon_i \perp A_i | X_i : \quad (\text{B60})$$

$$= \sup_{\theta \in \Theta} \mathbb{E}_{X, \varepsilon} [\mathbb{P}_{P|X}(|s_\theta(X_i, A_i)| \leq L_s |\varepsilon_i| \mid X_i)] \quad (\text{B61})$$

$$\leq \mathbb{E}_{X, \varepsilon} [\sup_{\theta \in \Theta} \mathbb{P}_{P|X}(|s_\theta(X_i, A_i)| \leq L_s |\varepsilon_i| \mid X_i)] \quad (\text{B62})$$

$$\text{by Assumption 3.3 :} \quad (\text{B63})$$

$$\leq \mathbb{E}_X [\mathbb{E}_\varepsilon [\kappa L_s |\varepsilon_i| \mid X_i]] \quad (\text{B64})$$

$$\leq \kappa L_s \mathbb{E}_X [\mathbb{E}_\varepsilon [|\varepsilon_i| \mid X_i]] \quad (\text{B65})$$

$$\text{by the LIE and Jensen's applied conditionally on } X_i. : \quad (\text{B66})$$

$$\leq \kappa L_s \sqrt{\mathbb{E}_X [\mathbb{E}_\varepsilon [\varepsilon_i^2 \mid X_i]]} \quad (\text{B67})$$

$$\leq \kappa L_s \sqrt{\bar{\sigma}_\varepsilon^2 + \bar{b}^2} \quad (\text{B68})$$

where $\bar{\sigma}_\varepsilon^2 := \mathbb{E}_X [\mathbb{V}(\varepsilon_i | X_i)]$ and $\bar{b}^2 := \mathbb{E}_X [\mathbb{E}[\varepsilon_i | X_i]^2]$.

Therefore, we can conclude:

$$I = W(G_\theta^*(X_i, A_i)) - W(G_\theta^*(X_i, \hat{A}_i)) \leq M \kappa L_s \sqrt{\bar{\sigma}_\varepsilon^2 + \bar{b}^2} \quad (\text{B69})$$

Bounding term II. Under Assumptions 1 and 3, the conditions for Theorem 2.1 in Kitagawa and Tetenov (2018) hold since treatment is randomized within X_i and the propensity score $e(X_i)$ is known by Ass. 1.2. Therefore,

$$\sup_{P \in \mathcal{P}} \mathbb{E}_{P^n} [W(G_\theta^*(X_i, \hat{A}_i)) - W(\hat{G}_\theta(X_i, \hat{A}_i))] \leq C \frac{M}{k} \sqrt{\frac{v_{x, \hat{a}}^\theta}{n}} \quad (\text{B70})$$

Final bound. Combining the upper bounds on component I and II,

$$\sup_{P \in \mathcal{P}} \mathbb{E}_{P^n} [W(G_\theta^*(X_i, A_i)) - W(\hat{G}_\theta(X_i, \hat{A}_i))] \leq C \frac{M}{k} \sqrt{\frac{v_{x, \hat{a}}^\theta}{n}} + M \kappa L_s \sqrt{\bar{\sigma}_\varepsilon^2 + \bar{b}^2} \quad (\text{B71})$$

$$= C \frac{M}{k} \sqrt{\frac{v_{x, \hat{a}}^\theta}{n}} + M \kappa L_s \text{rMSE}(\hat{A}_i) \quad (\text{B72})$$

□

Proof of Theorem 4. Define the minimax risk

$$\mathcal{R}_n^{\hat{a}} := \inf_{\{\hat{G}_\theta(X_i, \hat{A}_i)\}} \sup_{P \in \mathcal{P}(\rho)} \mathbb{E}_{P^n} \left[W(G_\theta^*(X_i, A_i)) - W(\hat{G}_\theta(X_i, \hat{A}_i)) \right] \quad (\text{B73})$$

We establish two separate lower bounds on $\mathcal{R}_n^{\hat{a}}$: one due to proxy information loss, and one due to estimating policies in a finite sample.

Proxy Information Loss. Fix $\rho > 0$ and consider the following DGP P_ρ .

Let $X_i \sim_{\text{i.i.d.}} \mathcal{N}(\mu_x, \sigma_x^2)$. Let $A_i \sim \text{Unif}[-1/\kappa, 1/\kappa]$ be independent of X_i , so that for all $t \in [0, 1/\kappa]$,

$$\mathbb{P}(|A_i| < t \mid X_i) = \mathbb{P}(|A_i| < t) = \kappa t. \quad (\text{B74})$$

Let $\varepsilon_i \in \{-\rho, +\rho\}$ with probability 1/2 each, independent of (X_i, A_i) , and define $\hat{A}_i := A_i + \varepsilon_i$. Then $\varepsilon_i \perp A_i \mid X_i$ and $\mathbb{E}[\varepsilon_i^2] = \rho^2$, so Assumption 2 holds.

Define bounded potential outcomes by

$$Y_i(0) := -\frac{M}{2} \text{sign}(A_i), \quad Y_i(1) := +\frac{M}{2} \text{sign}(A_i) \quad (\text{B75})$$

with any convention $\text{sign}(0) \in \{-1, +1\}$. Then $|Y_i(d)| \leq M/2$, hence Assumption 1.1 holds, and $\tau_i := Y_i(1) - Y_i(0) = M \text{sign}(A_i)$. Let $D_i \sim \text{Bernoulli}(p)$ with $p \in (k, 1 - k)$ independent of $(X_i, A_i, Y_i(0), Y_i(1))$, so Assumptions 1.2–3 hold. Therefore $P_\rho \in \mathcal{P}(\rho)$.

The oracle that observes A_i treats iff $A_i \geq 0$, i.e. uses $G_\theta(x, a) = \mathbf{1}\{a \geq 0\} \in \mathcal{G}_{x,a}^\theta$. Note that this class satisfies Assumption 3 since it has finite VC dimension (Ass. 3.1), it satisfies the margin condition (Ass. 3.3) with constant κ , and it is Lipschitz continuous (Ass. 3.4) with constant $L_s = 1$. Under this rule, the realized outcome equals $+M/2$, hence

$$W(G_\theta^*(X_i, A_i)) = \frac{M}{2} \quad (\text{B76})$$

For any policy $G(Z_i)$,

$$Y_i(1)G(Z_i) + Y_i(0)(1 - G(Z_i)) = \frac{M}{2} \text{sign}(A_i)G(Z_i) - \frac{M}{2} \text{sign}(A_i)(1 - G(Z_i)) \quad (\text{B77})$$

$$= \frac{M}{2} \text{sign}(A_i)(2G(Z_i) - 1) \quad (\text{B78})$$

Therefore, for any policy $G_\theta(X_i, \hat{A}_i)$,

$$W(G_\theta(X_i, \hat{A}_i)) = \mathbb{E}_P \left[\frac{M}{2} \text{sign}(A_i) (2G_\theta(X_i, \hat{A}_i) - 1) \right] \quad (\text{B79})$$

by developing the expectation: (B80)

$$= \frac{M}{2} \left(\mathbb{P}_P(A_i \geq 0) \cdot \left[\mathbb{P}_P(G_\theta(X_i, \hat{A}_i) = \mathbf{1}\{A_i \geq 0\}) - \mathbb{P}_P(G_\theta(X_i, \hat{A}_i) \neq \mathbf{1}\{A_i \geq 0\}) \right] \right) - \quad (\text{B81})$$

$$- \frac{M}{2} \left(\mathbb{P}_P(A_i < 0) \cdot \left[\mathbb{P}_P(G_\theta(X_i, \hat{A}_i) \neq \mathbf{1}\{A_i \geq 0\}) - \mathbb{P}_P(G_\theta(X_i, \hat{A}_i) = \mathbf{1}\{A_i \geq 0\}) \right] \right) \quad (\text{B82})$$

$$= \frac{M}{2} \left(\mathbb{P}_P(G_\theta(X_i, \hat{A}_i) = \mathbf{1}\{A_i \geq 0\}) - \mathbb{P}_P(G_\theta(X_i, \hat{A}_i) \neq \mathbf{1}\{A_i \geq 0\}) \right) \quad (\text{B83})$$

because the two events are complementary, (B84)

$$= \frac{M}{2} \left(1 - 2\mathbb{P}_P(G_\theta(X_i, \hat{A}_i) \neq \mathbf{1}\{A_i \geq 0\}) \right) \quad (\text{B85})$$

Therefore, the welfare-maximizing rule in $\mathcal{G}_{x, \hat{a}}^\theta$, denoted $G_\theta^*(X_i, \hat{A}_i)$, is the Bayes classifier of the label $\mathbf{1}\{A_i \geq 0\}$ given (X_i, \hat{A}_i) .

Consider the event $\mathcal{E} := \{|\hat{A}_i| < \rho\}$. For any fixed $\hat{a} \in (-\rho, \rho)$, the two values of A_i compatible with $\hat{A}_i = \hat{a}$ are $\hat{a} - \rho < 0$ and $\hat{a} + \rho > 0$. Since ε_i is symmetric and independent of A_i , it follows that

$$\mathbb{P}(A_i \geq 0 \mid \hat{A}_i = \hat{a}) = \mathbb{P}(A_i < 0 \mid \hat{A}_i = \hat{a}) = \frac{1}{2} \quad \forall \hat{a} \in (-\rho, \rho) \quad (\text{B86})$$

so the Bayes conditional classification error equals 1/2 on \mathcal{E} and hence

$$\mathbb{P}(G_\theta^*(X_i, \hat{A}_i) \neq \mathbf{1}\{A_i \geq 0\}) \geq \frac{1}{2} \mathbb{P}(|\hat{A}_i| < \rho) \quad (\text{B87})$$

Next compute $\mathbb{P}(|\hat{A}_i| < \rho)$. If $\varepsilon_i = -\rho$, then $|\hat{A}_i| < \rho \iff A_i \in (0, 2\rho)$; if $\varepsilon_i = +\rho$, then $|\hat{A}_i| < \rho \iff A_i \in (-2\rho, 0)$. Therefore,

$$\mathbb{P}(|\hat{A}_i| < \rho) = \frac{1}{2} \mathbb{P}(0 < A_i < 2\rho) + \frac{1}{2} \mathbb{P}(-2\rho < A_i < 0) \quad (\text{B88})$$

Because $A_i \sim \text{Unif}[-1/\kappa, 1/\kappa]$, for $\rho \leq 1/(2\kappa)$,

$$\mathbb{P}(0 < A_i < 2\rho) = \mathbb{P}(-2\rho < A_i < 0) = \frac{2\rho}{2/\kappa} = \kappa\rho \quad (\text{B89})$$

hence $\mathbb{P}(|\hat{A}_i| < \rho) = \kappa\rho$. Thus,

$$\mathbb{P}(G_\theta^*(X_i, \hat{A}_i) \neq \mathbf{1}\{A_i \geq 0\}) \geq \frac{1}{2}\kappa\rho \quad (\text{B90})$$

Therefore,

$$W(G_\theta^*(X_i, A_i)) - W(G_\theta^*(X_i, \hat{A}_i)) \geq \frac{M}{2}\kappa\rho \quad (\text{B91})$$

Since $W(\hat{G}_\theta(X_i, \hat{A}_i)) \leq W(G_\theta^*(X_i, \hat{A}_i))$ for any estimator $\hat{G}_\theta(X_i, \hat{A}_i)$ taking values in $\mathcal{G}_{x,\hat{a}}^\theta$, we conclude

$$\inf_{\{\hat{G}_\theta(X_i, \hat{A}_i)\}} \mathbb{E}_{(P_\rho)^n} [W(G_\theta^*(X_i, A_i)) - W(\hat{G}_\theta(X_i, \hat{A}_i))] \geq \frac{M}{2}\kappa\rho \quad (\text{B92})$$

In particular, $\mathcal{R}_n^{\hat{a}} \geq \frac{M}{2}\kappa\rho$.

Statistical error. Invoke Theorem 2.2 of [Kitagawa and Tetenov \(2018\)](#): there exists a finite subclass \mathcal{P}^* satisfying Assumption 1.1–3 and such that the covariates take values in a set shattered by $\mathcal{G}_{x,\hat{a}}^\theta$ (hence by VC-dimension $v_{x,\hat{a}}^\theta$), for which

$$\sup_{P \in \mathcal{P}^*} \mathbb{E}_{P^n} [W(G_\theta^*(X_i, \hat{A}_i)) - W(\hat{G}_\theta(X_i, \hat{A}_i))] \geq C_K \frac{M}{k} \sqrt{\frac{v_{x,\hat{a}}^\theta}{n}} \quad (\text{B93})$$

for a universal constant $C_K > 0$ (with the dependence on k as stated in KT18).

Choose the KT18 subclass \mathcal{P}^* so that $\varepsilon_i \equiv 0$ almost surely (i.e. $\hat{A}_i = A_i$). Then $\sqrt{\mathbb{E}[\varepsilon_i^2]} = 0 \leq \rho$, so $\mathcal{P}^* \subset \mathcal{P}(\rho)$. Moreover, on \mathcal{P}^* we have $\hat{A}_i = A_i$, hence $\mathcal{G}_{x,\hat{a}}^\theta$ and $\mathcal{G}_{x,a}^\theta$ coincide pointwise and therefore $G_\theta^*(X_i, \hat{A}_i) = G_\theta^*(X_i, A_i)$. Thus (B93) implies

$$\mathcal{R}_n^{\hat{a}} \geq C_K \frac{M}{k} \sqrt{\frac{v_{x,\hat{a}}^\theta}{n}} \quad (\text{B94})$$

Step 3: Combine the two bounds. From (B92), we have exhibited a single DGP $P_\rho \in \mathcal{P}(\rho)$ such that

$$\inf_{\{\hat{G}_\theta(X_i, \hat{A}_i)\}} \mathbb{E}_{(P_\rho)^n} [W(G_\theta^*(X_i, A_i)) - W(\hat{G}_\theta(X_i, \hat{A}_i))] \geq \frac{M}{2}\kappa\rho \quad (\text{B95})$$

Therefore,

$$\mathcal{R}_n^{\hat{a}} = \inf_{\{\hat{G}_\theta(X_i, \hat{A}_i)\}} \sup_{P \in \mathcal{P}(\rho)} \mathbb{E}_{P^n} [W(G_\theta^*(X_i, A_i)) - W(\hat{G}_\theta(X_i, \hat{A}_i))] \geq \frac{M}{2}\kappa\rho \quad (\text{B96})$$

Similarly, (B94) implies

$$\mathcal{R}_n^{\hat{a}} \geq C_K \frac{M}{k} \sqrt{\frac{v_{x,\hat{a}}^\theta}{n}} \quad (\text{B97})$$

Combining (B96) and (B97), we conclude

$$\mathcal{R}_n^{\hat{a}} \geq \max \left\{ \frac{M}{2} \kappa \rho, C_K \frac{M}{k} \sqrt{\frac{v_{x,\hat{a}}^\theta}{n}} \right\} \quad (\text{B98})$$

Using the elementary inequality $\max\{u, v\} \geq (u + v)/2$ for all $u, v \geq 0$, we obtain

$$\mathcal{R}_n^{\hat{a}} \geq \frac{1}{2} \left(\frac{M}{2} \kappa \rho + C_K \frac{M}{k} \sqrt{\frac{v_{x,\hat{a}}^\theta}{n}} \right) \quad (\text{B99})$$

$$= \frac{M}{4} \kappa \rho + \frac{C_K M}{2k} \sqrt{\frac{v_{x,\hat{a}}^\theta}{n}} \quad (\text{B100})$$

Setting $C_4 := C_K/2$ and $C_5 := 1/4$ yields (18). \square

Proof of Proposition 1. Consider first the design problem conditional on choosing the feasible augmented policy $Z_i = (X_i, \hat{A}_i(t))$. Under Assumptions 1–5 and Example 7, the upper bound to be minimized is:

$$\min_{t \in \mathcal{T}, n \in \mathbb{N}} \left\{ A_0 \sqrt{\frac{v_{x,\hat{a}}^\theta}{n}} + C_0 \frac{m_0}{\sqrt{t}} \right\} \quad \text{s.t. } c_t t + c_n n \leq B_0. \quad (\text{B101})$$

Since the objective is strictly decreasing in both n and t , the budget constraint binds at the optimum. Hence,

$$c_t t + c_n n = B_0. \quad (\text{B102})$$

Using (B102), rewrite the problem as

$$\min_{t > 0, n > 0} \left\{ A_0 \sqrt{\frac{v_{x,\hat{a}}^\theta}{n}} + C_0 m_0 t^{-1/2} \right\} \quad \text{s.t. } c_t t + c_n n = B_0. \quad (\text{B103})$$

Form the Lagrangian:

$$\mathcal{L}(n, t, \lambda) = A_0 \sqrt{\frac{v_{x,\hat{a}}^\theta}{n}} + C_0 m_0 t^{-1/2} + \lambda(c_t t + c_n n - B_0). \quad (\text{B104})$$

The first-order conditions for an interior optimum are:

$$\frac{\partial \mathcal{L}}{\partial n} = -\frac{1}{2} A_0 \sqrt{v_{x,\hat{a}}^\theta} n^{-3/2} + \lambda c_n = 0, \quad (\text{B105})$$

$$\frac{\partial \mathcal{L}}{\partial t} = -\frac{1}{2} C_0 m_0 t^{-3/2} + \lambda c_t = 0, \quad (\text{B106})$$

$$\frac{\partial \mathcal{L}}{\partial \lambda} = c_t t + c_n n - B_0 = 0. \quad (\text{B107})$$

Equating the expressions for λ from (B105) and (B106) yields

$$\frac{A_0 \sqrt{v_{x,\hat{a}}^\theta}}{c_n n^{3/2}} = \frac{C_0 m_0}{c_t t^{3/2}}. \quad (\text{B108})$$

Rearranging,

$$\left(\frac{n}{t}\right)^{3/2} = \frac{A_0 \sqrt{v_{x,\hat{a}}^\theta}}{C_0 m_0} \cdot \frac{c_t}{c_n}. \quad (\text{B109})$$

Therefore, defining the policy-to-proxy information ratio

$$q := \frac{n_{x,\hat{a}}^*}{t_{x,\hat{a}}^*}, \quad (\text{B110})$$

we obtain

$$q = \left(\frac{A_0 \sqrt{v_{x,\hat{a}}^\theta}}{C_0 m_0} \cdot \frac{c_t}{c_n} \right)^{2/3}. \quad (\text{B111})$$

Substituting $n = qt$ into the binding budget condition (B107) gives

$$c_t t + c_n q t = B_0, \quad (\text{B112})$$

so that

$$t_{x,\hat{a}}^* = \frac{B_0}{c_t + c_n q}, \quad n_{x,\hat{a}}^* = q t_{x,\hat{a}}^* = \frac{q B_0}{c_t + c_n q}. \quad (\text{B113})$$

Evaluating the objective at the optimum gives the minimized upper bound under the augmented design:

$$V_{x,\hat{a}}^* := A_0 \sqrt{\frac{v_{x,\hat{a}}^\theta}{n_{x,\hat{a}}^*}} + C_0 \frac{m_0}{\sqrt{t_{x,\hat{a}}^*}} \quad (\text{B114})$$

$$= A_0 \sqrt{\frac{v_{x,\hat{a}}^\theta}{t_{x,\hat{a}}^* q}} + C_0 m_0 \sqrt{\frac{c_t + c_n q}{B_0}} \quad (\text{B115})$$

$$= A_0 \sqrt{\frac{v_{x,\hat{a}}^\theta (c_t + c_n q)}{B_0 q}} + C_0 m_0 \sqrt{\frac{c_t + c_n q}{B_0}}. \quad (\text{B116})$$

Consider next the design problem conditional on choosing the covariate-based policy $Z_i = X_i$. In this case, the bound reduces to

$$\min_{n \in \mathbb{N}} \left\{ A_0 \sqrt{\frac{v_x^\theta}{n}} + \sigma_0 \right\} \quad \text{s.t. } c_n n \leq B_0. \quad (\text{B117})$$

Since the objective is strictly decreasing in n , the budget constraint binds, so

$$n_x^* = \frac{B_0}{c_n}. \quad (\text{B118})$$

Hence the minimized upper bound under the covariate-based design is

$$V_x^* := A_0 \sqrt{\frac{v_x^\theta}{n_x^*}} + \sigma_0 \quad (\text{B119})$$

$$= A_0 \sqrt{\frac{c_n v_x^\theta}{B_0}} + \sigma_0. \quad (\text{B120})$$

The minimax optimal design is obtained by choosing the design with the smallest minimized upper bound. Therefore,

$$(n^*, t^*) = \begin{cases} \left(\frac{B_0}{c_n}, 0 \right) & \text{if } V_x^* \leq V_{x,\hat{a}}^*, \\ \left(n_{x,\hat{a}}^*, t_{x,\hat{a}}^* \right) & \text{otherwise.} \end{cases} \quad (\text{B121})$$

Substituting the expressions for V_x^* and $V_{x,\hat{a}}^*$ yields

$$(n^*, t^*) = \begin{cases} \left(\frac{B_0}{c_n}, 0 \right) & \text{if } A_0 \sqrt{\frac{c_n v_x^\theta}{B_0}} + \sigma_0 \leq A_0 \sqrt{\frac{v_{x,\hat{a}}^\theta}{t^* q}} + C_0 m_0 \sqrt{\frac{c_t + c_n q}{B_0}}, \\ \left(t^* q, \frac{B_0}{c_t + c_n q} \right) & \text{otherwise,} \end{cases} \quad (\text{B122})$$

where

$$q = \left(\frac{A_0 \sqrt{v_{x,\hat{a}}^\theta}}{C_0 m_0} \cdot \frac{c_t}{c_n} \right)^{2/3}. \quad (\text{B123})$$

This proves the claim. \square

C Additional Results

C.1 Examples' Proofs

Proof of Example 6. We can write the measurement error as:

$$\hat{A}_i(t) - A_i = \frac{1}{t} \sum_{j=1}^t U_{ij}. \quad (\text{B124})$$

Using conditional independence,

$$\mathbb{E} [(\hat{A}_i(t) - A_i)^2 \mid X_i, A_i] = \mathbb{V} \left(\frac{1}{t} \sum_{j=1}^t U_{ij} \mid X_i, A_i \right) \quad (\text{B125})$$

$$= \frac{1}{t^2} \sum_{j=1}^t \mathbb{V}(U_{ij} \mid X_i, A_i) \quad (\text{B126})$$

$$= \frac{\sigma_U^2(X_i)}{t}. \quad (\text{B127})$$

Taking expectations over (X_i, A_i) yields

$$\mathbb{E} [(\hat{A}_i(t) - A_i)^2] = \frac{1}{t} \mathbb{E} [\sigma_U^2(X_i)]. \quad (\text{B128})$$

Therefore,

$$\text{rMSE}(\hat{A}_i(t)) := \sqrt{\mathbb{E} [(\hat{A}_i(t) - A_i)^2]} = \sqrt{\frac{\mathbb{E} [\sigma_U^2(X_i)]}{t}} = \frac{m_0}{\sqrt{t}}, \quad (\text{B129})$$

where

$$m_0 := \sqrt{\mathbb{E} [\sigma_U^2(X_i)]}. \quad (\text{B130})$$

Hence, in the repeated-measurement case, Assumption 4 is satisfied with

$$h(t) = \frac{m_0}{\sqrt{t}}. \quad (\text{B131})$$

□

C.2 External Data-Dependent Proxy

Assumption 2B (External data-dependent \hat{A}_i).

1. **Estimate Representation** - Let \hat{A}_i be written as $\hat{A}_i = \hat{f}_m(X_i)$.
2. **External Estimator** - $\hat{f}_m : \mathcal{X} \rightarrow \hat{\mathcal{A}}$ is learned on an auxiliary sample $S_m := \{(Y_i(0), X_i)\}_{i=1}^m \perp S_n$ and then treated as fixed in the policy-learning sample S_n .

Assumption 3B (Policy class restrictions).

1. **VC Class** - The policy class \mathcal{G}_z^θ has finite VC-dimension $v_z^\theta < \infty$.

2. **Margin Condition** - There exists a constant $\kappa > 0$ such that, for all $t \geq 0$:

$$\sup_{\theta \in \Theta} \mathbb{P}(|s_\theta(X_i, A_i)| < t | X_i = x, S_m) \leq \kappa t \quad \forall x \in \mathcal{X} \quad (\text{B132})$$

3. **Lipschitz Continuity** - There exists a constant L_s such that:

$$\sup_{\theta \in \Theta, (x, a) \in \mathcal{X} \times \mathcal{A}} |s_\theta(x, a) - s_\theta(x, a + \gamma)| \leq L_s |\gamma| \quad (\text{B133})$$

Proposition 2 (Regret bound for \hat{a} -Augmented rules when \hat{a} is learned externally). *Under Assumptions 1 and 2B, the regret of any \hat{a} -CB policy class $\mathcal{G}_{x, \hat{a}}^\theta$ that satisfies Assumption 3B satisfies:*

$$\sup_{P \in \mathcal{P}} \mathbb{E}_{P^n} \left[W(G_\theta^*(X_i, A_i)) - W(\hat{G}_\theta(X_i, \hat{A}_i)) \right] \leq C_1 \frac{M}{k} \sqrt{\frac{v_{x, \hat{a}}^\theta}{n}} + M \kappa L_s \text{rMSE}_m(\hat{A}_i) \quad (\text{B134})$$

where C_1 is a universal constant, and

$$\text{rMSE}_m(\hat{A}_i) := \sqrt{\mathbb{E}_P \left[(\hat{A}_i - A_i)^2 | S_m \right]} \quad (\text{B135})$$

The formal proof is reported in Appendix C.2.1.

Proposition 3 (Minimax lower bound for \hat{a} -Augmented rules when \hat{a} is learned externally). *Fix $\rho > 0$. Let $\mathcal{P}(\rho)$ denote the class of DGPs P satisfying Assumptions 1 and 2B, and such that $\text{rMSE}_m(\hat{A}_i) \leq \rho \leq 1/2\kappa$. Then, for any class $\mathcal{G}_{x, \hat{a}}^\theta$ that satisfies Assumption 3B, there exist universal constants $C_2 > 0$ and $C_3 > 0$ such that:*

$$\inf_{\{\hat{G}_\theta(X_i, \hat{A}_i)\}} \sup_{P \in \mathcal{P}(\rho)} \mathbb{E}_{P^n} \left[W(G_\theta^*(X_i, A_i)) - W(\hat{G}_\theta(X_i, \hat{A}_i)) \right] \geq C_2 \frac{M}{k} \sqrt{\frac{v_{x, \hat{a}}^\theta}{n}} + C_4 M \kappa \rho \quad (\text{B136})$$

The formal proof is reported in Appendix C.2.1.

C.2.1 Formal Proofs

Proof of Proposition 2. Decompose regret as

$$R(\hat{G}_\theta(X_i, \hat{A}_i)) = \underbrace{W(G_\theta^*(X_i, A_i)) - W(G_\theta^*(X_i, \hat{A}_i))}_I + \underbrace{\mathbb{E}_{P^n} \left[W(G_\theta^*(X_i, \hat{A}_i)) - W(\hat{G}_\theta(X_i, \hat{A}_i)) \right]}_{II} \quad (\text{B137})$$

Bounding I. Rewrite term I as:

$$I = W(G_\theta^*(X_i, A_i)) - W(G_\theta^*(X_i, \hat{A}_i)) \quad (\text{B138})$$

$$\text{by definition of } W(G_z^\theta) \text{ and } G_z^\theta: \quad (\text{B139})$$

$$= \mathbb{E}_P[\tau_i G_\theta^*(X_i, A_i)] - \mathbb{E}_P[\tau_i G_\theta^*(X_i, \hat{A}_i)] \quad (\text{B140})$$

$$\text{by definition of } G_\theta^*(X_i, A_i): \quad (\text{B141})$$

$$= \sup_{\theta \in \Theta} \{\mathbb{E}_P[\tau_i G_\theta(X_i, A_i)]\} - \sup_{\theta \in \Theta} \{\mathbb{E}_P[\tau_i G_\theta(X_i, \hat{A}_i)]\} \quad (\text{B142})$$

$$\leq \sup_{\theta \in \Theta} \{\mathbb{E}_P[\tau_i \cdot (G_\theta(X_i, A_i) - G_\theta(X_i, \hat{A}_i))]\} \quad (\text{B143})$$

$$\leq \sup_{\theta \in \Theta} \{\mathbb{E}_P[|\tau_i| \cdot \mathbf{1}\{G_\theta(X_i, A_i) \neq G_\theta(X_i, \hat{A}_i)\}]\} \quad (\text{B144})$$

$$\leq M \cdot \sup_{\theta \in \Theta} \{\mathbb{P}_P(G_\theta(X_i, A_i) \neq G_\theta(X_i, \hat{A}_i))\} \quad (\text{B145})$$

Now, notice that:

$$\{G_\theta(X_i, A_i) \neq G_\theta(X_i, \hat{A}_i)\} \subseteq \{|s_\theta(X_i, A_i)| \leq |s_\theta(X_i, A_i) - s_\theta(X_i, \hat{A}_i)|\} \quad (\text{B146})$$

And, by Assumption 3B.3 (Lipschitz score function):

$$\sup_{\theta \in \Theta} |s_\theta(X_i, A_i) - s_\theta(X_i, \hat{A}_i)| \leq L_s |A_i - \hat{A}_i| \quad (\text{B147})$$

Therefore,

$$\sup_{\theta \in \Theta} \{\mathbb{P}_P(G_\theta(X_i, A_i) \neq G_\theta(X_i, \hat{A}_i))\} \leq \sup_{\theta \in \Theta} \mathbb{P}_P(|s_\theta(X_i, A_i)| \leq L_s |A_i - \hat{A}_i|) \quad (\text{B148})$$

$$= \sup_{\theta \in \Theta} \mathbb{E}_{X, A | S_m} [\mathbf{1}\{|s_\theta(X_i, A_i)| \leq L_s |A_i - \hat{A}_i|\} | S_m] \quad (\text{B149})$$

$$= \sup_{\theta \in \Theta} \mathbb{E}_{X, A | S_m} [\mathbb{P}_{P|X, S_m}(|s_\theta(X_i, A_i)| \leq L_s |A_i - \hat{A}_i| | X_i, S_m)] \quad (\text{B150})$$

$$\leq \sup_{\theta \in \Theta} \mathbb{E}_{X, A | S_m} [\mathbb{P}_{P|X, S_m}(|s_\theta(X_i, A_i)| \leq L_s |A_i - \hat{A}_i| | X_i, S_m)] \quad (\text{B151})$$

$$\text{by Assumption 3B.2:} \quad (\text{B152})$$

$$\leq \mathbb{E}_{X, A | S_m} [\kappa L_s |A_i - \hat{A}_i| | S_m] \quad (\text{B153})$$

$$= \kappa L_s \mathbb{E}_{X, A | S_m} [|A_i - \hat{A}_i| | S_m] \quad (\text{B154})$$

$$\text{by } |A_i - \hat{A}_i| = \sqrt{(A_i - \hat{A}_i)^2} \text{ and Jensen's inequality:} \quad (\text{B155})$$

$$\leq \kappa L_s \sqrt{\mathbb{E}_{X, A | S_m} [(A_i - \hat{A}_i)^2 | S_m]} \quad (\text{B156})$$

$$= \kappa L_s \text{rMSE}_m(\hat{A}_i) \quad (\text{B157})$$

Therefore, we can conclude:

$$I = W(G_\theta^*(X_i, A_i)) - W(G_\theta^*(X_i, \hat{A}_i)) \leq M\kappa L_s \text{rMSE}_m(\hat{A}_i) \quad (\text{B158})$$

Bounding II. Conditional on S_m (hence on $\hat{A}_i = \hat{f}_m(X_i)$), the sample $\{(Y_i, X_i, \hat{A}_i, D_i)\}_{i=1}^n$ is i.i.d. and Assumption 3B.1 holds with VC dimension $v_{x,\hat{a}}^\theta$. Therefore, conditional on S_m , Theorem 2.1 of Kitagawa and Tetenov (2018) implies

$$\mathbb{E}_{P^n} \left[W(G_\theta^*(X_i, \hat{A}_i)) - W(\hat{G}_\theta(X_i, \hat{A}_i)) \mid S_m \right] \leq C \frac{M}{k} \sqrt{\frac{v_{x,\hat{a}}^\theta}{n}} \quad (\text{B159})$$

for a universal constant $C > 0$. Since $S_n \perp S_m$,

$$\mathbb{E}_{P^n} \left[W(G_\theta^*(X_i, \hat{A}_i)) - W(\hat{G}_\theta(X_i, \hat{A}_i)) \right] \leq C \frac{M}{k} \sqrt{\frac{v_{x,\hat{a}}^\theta}{n}} \quad (\text{B160})$$

Combining the two bounds. Combining the upper bounds on I and II yields

$$\sup_{P \in \mathcal{P}} \mathbb{E}_{P^n} \left[W(G_\theta^*(X_i, A_i)) - W(\hat{G}_\theta(X_i, \hat{A}_i)) \right] \leq C \frac{M}{k} \sqrt{\frac{v_{x,\hat{a}}^\theta}{n}} + M\kappa L_s \text{rMSE}_m(\hat{A}_i) \quad (\text{B161})$$

which proves the claim. \square

Proof of Proposition 3. Let X_i be such that there exists a function $m : \mathcal{X} \rightarrow [-\frac{1}{\kappa}, \frac{1}{\kappa}]$ such that:

$$m(X_i) \sim \text{Unif} \left[-\frac{1}{\kappa}, \frac{1}{\kappa} \right] \quad (\text{B162})$$

Define latent heterogeneity as

$$A_i := m(X_i) + U_i, \quad U_i \sim \text{Unif}[-r, r], \quad U_i \perp m(X_i) \quad (\text{B163})$$

where $r > 0$ will be chosen below. Define potential outcomes by

$$Y_i(0) := -\frac{M}{2} \text{sign}(A_i), \quad Y_i(1) := +\frac{M}{2} \text{sign}(A_i) \quad (\text{B164})$$

(with any convention $\text{sign}(0) \in \{-1, +1\}$). Then $|Y_i(d)| \leq M/2$, so Assumption 1.1 holds, and

$$\tau_i = Y_i(1) - Y_i(0) = M \text{sign}(A_i) \quad (\text{B165})$$

Let $D_i \sim \text{Bernoulli}(p)$ independent of $(X_i, A_i, Y_i(0), Y_i(1))$ with $p \in (k, 1-k)$, so Assumptions 1.2–3 hold.

Suppose the proxy is constructed as $\hat{A}_i = \hat{f}_m(X_i)$ where f is learned on an auxiliary sample of size m independent of the policy-learning sample and then treated as fixed. The population-optimal mapping (in mean squared error) satisfies

$$f^*(X_i) \in \arg \min_{f: \mathcal{X} \rightarrow \mathbb{R}} \mathbb{E}_P[(A_i - f(X_i))^2] \quad (\text{B166})$$

Since $\mathbb{E}[U_i] = 0$ and $U_i \perp X_i$, the minimizer is

$$f^*(X_i) = \mathbb{E}[A_i | X_i] = m(X_i) \quad (\text{B167})$$

Define $\hat{A}_i := f^*(X_i) = m(X_i)$. Then the proxy error equals

$$\varepsilon_i := \hat{A}_i - A_i = -U_i \quad (\text{B168})$$

so

$$\mathbb{E}[\varepsilon_i^2] = \mathbb{E}[U_i^2] = \frac{r^2}{3}, \quad \sqrt{\mathbb{E}[\varepsilon_i^2]} = \frac{r}{\sqrt{3}} \quad (\text{B169})$$

Consider the threshold rule $g(a) = \mathbf{1}\{a \geq 0\}$, which belongs to $\mathcal{G}_{x,a}^\theta$ and satisfies Assumption 3 with margin constant κ and Lipschitz constant $L_s = 1$.

The oracle rule that observes A_i treats iff $A_i \geq 0$ and attains

$$W(G_\theta^*(X_i, A_i)) = \frac{M}{2} \quad (\text{B170})$$

Given only (X_i, \hat{A}_i) , the Bayes-optimal feasible rule is

$$G_\theta^*(X_i, \hat{A}_i) = \mathbf{1}\{\hat{A}_i \geq 0\} = \mathbf{1}\{m(X_i) \geq 0\} \quad (\text{B171})$$

We compute its misclassification probability. Conditional on $m := m(X_i)$,

$$\mathbb{P}(A_i < 0 | m) = \mathbb{P}(m + U_i < 0 | m) = \begin{cases} \frac{r-m}{2r}, & 0 \leq m < r, \\ 0, & m \geq r \end{cases} \quad (\text{B172})$$

and symmetrically for $m < 0$. Hence

$$\mathbb{P}(G_\theta^*(X_i, \hat{A}_i) \neq \mathbf{1}\{A_i \geq 0\}) = \mathbb{E}\left[\frac{r - |m(X_i)|}{2r} \mathbf{1}\{|m(X_i)| < r\}\right] \quad (\text{B173})$$

Since $m(X_i) \sim \text{Unif}[-1/\kappa, 1/\kappa]$, its density on $[-1/\kappa, 1/\kappa]$ equals κ . For $r \leq 1/\kappa$,

$$\mathbb{P}\left(G_\theta^*(X_i, \hat{A}_i) \neq \mathbf{1}\{A_i \geq 0\}\right) = \int_0^r \frac{r-u}{2r} \kappa du = \frac{\kappa}{2r} \left[ru - \frac{u^2}{2} \right]_0^r \quad (\text{B174})$$

$$= \frac{\kappa r}{4} \quad (\text{B175})$$

Substituting $r = \sqrt{3}\sqrt{\mathbb{E}[\varepsilon_i^2]}$ gives

$$\mathbb{P}\left(G_\theta^*(X_i, \hat{A}_i) \neq \mathbf{1}\{A_i \geq 0\}\right) = \frac{\kappa\sqrt{3}}{4} \sqrt{\mathbb{E}[\varepsilon_i^2]} \quad (\text{B176})$$

Therefore,

$$W(G(Z_i)) = \frac{M}{2} (1 - 2\mathbb{P}(G(Z_i) \neq \mathbf{1}\{A_i \geq 0\})) \quad (\text{B177})$$

so

$$W(G_\theta^*(X_i, A_i)) - W(G_\theta^*(X_i, \hat{A}_i)) = \frac{\kappa\sqrt{3}}{4} M \sqrt{\mathbb{E}[\varepsilon_i^2]} \quad (\text{B178})$$

The remainder of the minimax lower-bound proof follows the same steps as in the measurement-error case: (i) invoke the VC lower bound of [Kitagawa and Tetenov \(2018, Theorem 2.2\)](#) to obtain the statistical term $C_K \frac{M}{k} \sqrt{v_{x,\hat{a}}/n}$ on a finite subclass in which $G_\theta^*(X_i, A_i) = G_\theta^*(X_i, \hat{A}_i)$, and (ii) combine the proxy-information and statistical lower bounds to conclude

$$\inf_{\{\hat{G}_\theta(X_i, \hat{A}_i)\}} \sup_{P \in \mathcal{P}(\rho)} \mathbb{E}_{P^n} \left[W(G_\theta^*(X_i, A_i)) - W(\hat{G}_\theta(X_i, \hat{A}_i)) \right] \geq C_K \frac{M}{k} \sqrt{\frac{v_{x,\hat{a}}^\theta}{n}} + C_4 M \kappa \rho \quad (\text{B179})$$

where $C_4 := \sqrt{3}/8$. □