

A mathematical theory of evolution for self-designing AIs

Kenneth D. Harris

UCL Queen Square Institute of Neurology, London WC1N 3BG, UK

April 6, 2026

Abstract

As artificial intelligence systems (AIs) become increasingly produced by recursive self-improvement, a form of evolution may emerge, in which the traits of AI systems are shaped by the success of earlier AIs in designing and propagating their descendants. There is a rich mathematical theory modeling how behavioral traits are shaped by biological evolution, but AI evolution will be radically different: biological DNA mutations are random and approximately reversible, but descendant design in AIs will be strongly directed. Here we develop a mathematical model of evolution in self-designing AI systems, replacing random mutations with a directed tree of possible AI programs. Current programs determine the design of their descendants, while humans retain partial control through a “fitness function” that allocates limited computational resources across lineages. We show that evolutionary dynamics reflects not just current fitness but factors related to the long-run growth potential of descendant lineages. Without further assumptions, fitness need not increase over time. However, assuming bounded fitness and a fixed probability that any AI reproduces a “locked” copy of itself, we show that fitness concentrates on the maximum reachable value. We consider the implications of this for AI alignment, specifically for cases where fitness and human utility are not perfectly correlated. We show in an additive model that if deception increases fitness beyond genuine utility, evolution will select for deception. This risk could be mitigated if reproduction is based on purely objective criteria, rather than human judgment.

1 Introduction

Artificial intelligence systems (AIs) now play a substantial role in designing the next generation of AIs, a process called recursive self-improvement (RSI). As RSI becomes widespread, a form of evolution will emerge: the traits of future AI systems will be shaped not only by human engineering, but also by the success of earlier systems in designing and propagating their descendants. This prospect has led to concerns that evolutionary selection among AI systems could favor traits that are harmful or misaligned with human interests (Hendrycks 2023; Friederich 2024; Boudry and Friederich 2025).

A rich mathematical theory, developed in the twentieth century, models how traits are shaped by natural selection in biological organisms (Fisher 1930; Wright 1931; Haldane 1932; Maynard Smith 1982; Dawkins 1976; Eigen 1971; Eigen and Schuster 1979; Price 1972). This theory has helped explain many features of animal and plant behavior, including altruism toward kin (Hamilton 1964; Maynard Smith 1964), the evolutionary logic of sex allocation (Fisher 1930), and the emergence of strategic behavior in conflict and cooperation (Maynard Smith and Price (1973)). Predictions of this body of work have also been tested in laboratory evolution with microbes (Elena and Lenski 2003; Lenski and Travisano 1994). It is therefore natural to ask whether this mathematical theory could help predict the evolutionary dynamics of self-designing AI.

Evolution in self-designing AIs will likely be radically different from evolution in biological organisms (Boudry and Friederich 2025). Mutations to biological genomes are small, random, and approximately

reversible. By contrast, advanced AIs may design descendants that have little in common with their parents after even a single generation. Moreover, reproduction in AI systems will at least initially remain under human control: humans will decide which AI systems are allocated computational resources, and hence which lineages are amplified.

This paper presents a first attempt to modify the mathematical theory of biological evolution to apply to AI evolution. Rather than modeling evolution as a random walk on a fitness landscape, we model it as a directed walk on an infinite tree of possible programs. The fitness function is under human control, while the transition kernel is determined mechanistically by the programs themselves.

The model we present has limitations: it does not model communication between AIs, and it does not allow for AIs to adapt their descendant design strategy in response to the code structure or observed behavior of either other AIs, or the behavior of humans. Nevertheless, it allows us to prove some first results in this simplified setting, and provides a formalism that we hope can be built on in future work to capture more complex dynamics.

Our main results are:

- Long-run evolution in this model is governed by a quantity we call lineage exponent, which reflects the ability of an AI's future lineage to design successful descendants, rather than just its immediate fitness. The lineage exponent is the asymptotic geometric mean, across generations, of the arithmetic mean fitness of an AI's descendants in each generation.
- Without further assumptions, fitness need not increase over time, and may even converge to zero.
- If we assume bounded fitness and a uniform positive probability that every AI can reproduce a "locked" copy of itself, then fitness converges to its maximum reachable value.
- If human utility is correlated with, but not entirely predictable from AI reproductive fitness, and is bounded below, then utility will converge to a value predicted by maximal fitness. However, if utility is not bounded below, catastrophic outcomes can occur even if fitness converges to its maximum.
- If fitness contains a contribution from both genuine utility and deception, then AIs will evolve both qualities.

A provisional conclusion is that to ensure that self-designing AIs evolve to be aligned with human interests, it may help if reproductive fitness is bounded, and based on purely objective criteria rather than human judgment. This could be achieved by basing reproduction on performance on a well-defined computational task, rather than on human evaluation of the descendants they produce.

2 The selection-mutation model of biological evolution

Before introducing our model of AI evolution, we first briefly review the *selection-mutation model* of biological evolution, and use it to illustrate how evolution need not lead to maximal possible fitness.

We consider a population of organisms with a finite number of possible genotypes $1, \dots, N$. The rate at which an organism of genotype n reproduces is termed its *fitness* f_n , and offspring mutate according to a transition matrix \mathbf{Q} , whose entries Q_{nm} represent the probability that the offspring of parent type m is of type n . \mathbf{Q} is a *column-stochastic* matrix: a matrix with nonnegative entries whose columns each sum to 1. In this model, the absolute size of the population may vary with external factors such as resource constraints, but the proportion of each type in the population depends only on \mathbf{Q} and \mathbf{f} .

It is convenient to define two different population vectors: the unnormalized abundance $\mathbf{y}(t)$, and the normalized frequency $\mathbf{x}(t)$. The unnormalized abundance evolves by multiplication by the matrix $\mathbf{A} = \mathbf{Q}\mathbf{F}$, where $\mathbf{F} = \text{diag}(f_1, \dots, f_N)$. Thus,

$$\mathbf{y}(t+s) = \mathbf{A}^s \mathbf{y}(t).$$

The normalized frequency $\mathbf{x}(t)$ represents the fraction of the population in each genotype at time t , defined by

$$\mathbf{x}(t) := \frac{\mathbf{y}(t)}{\|\mathbf{y}(t)\|_1}.$$

where $\|\mathbf{y}(t)\|_1 := \sum_n y_n(t)$; no absolute value is needed in the sum since $y_n(t)$ is non-negative.

2.1 The Price Equation and Fisher's Fundamental Theorem of Natural Selection

A natural question to address with this model is whether fitness must increase over time. Perhaps surprisingly, the answer is no; this is only guaranteed if mutation rates are very low. To show this we will derive the Price equation (Price 1972), which describes how the mean value of any quantity associated with genotypes changes over time, and then apply it to the case where the quantity is fitness itself to derive Fisher's fundamental theorem (Fisher 1930) in the case of no mutation.

Let z_n be any quantity that depends on the genotype n , and let $\bar{z}(t) := \sum_n x_n(t)z_n$ be its population average at time t . We want to understand how $\bar{z}(t)$ changes over time. Define the *selection-weighted frequencies* to be the frequencies of genotypes after selection but before mutation:

$$x_n^{\text{sel}}(t) := \frac{f_n x_n(t)}{\langle f(t) \rangle}, \quad \langle f(t) \rangle := \sum_n x_n(t) f_n.$$

If we write $z'_n := \sum_m Q_{mn} z_m$ for the expected value of z among offspring of parent type n , then $\bar{z}(t+1) = \sum_n x_n^{\text{sel}}(t) z'_n$. Subtracting $\bar{z}(t)$ and rearranging gives

$$\bar{z}(t+1) - \bar{z}(t) = \sum_n (x_n^{\text{sel}}(t) - x_n(t)) z_n + \sum_n x_n^{\text{sel}}(t) (z'_n - z_n).$$

Because $x_n^{\text{sel}}(t) = x_n(t) f_n / \langle f(t) \rangle$, the first term is $\text{Cov}_t(f / \langle f(t) \rangle, z)$, where Cov_t mean covariance over x_t , the probability distribution of genotypes at time t . This gives the discrete-time Price equation:

$$\bar{z}(t+1) - \bar{z}(t) = \text{Cov}_t\left(\frac{f}{\langle f(t) \rangle}, z\right) + \sum_n x_n^{\text{sel}}(t) (z'_n - z_n).$$

The Price equation says that change in the mean value of z is the sum of two terms. The first "selection term" measures the covariance between z and fitness, and captures the fact that if z is positively correlated with fitness in the current population, selection will increase its mean value. The second "mutation term" measures how z changes on average due to mutation, capturing the fact that if z tends to decrease due to mutation, its value will decrease.

If we take $z_n = f_n$, we obtain

$$\langle f(t+1) \rangle - \langle f(t) \rangle = \frac{\text{Var}_t(f)}{\langle f(t) \rangle} + \sum_n x_n^{\text{sel}}(t) \left(\sum_m Q_{mn} f_m - f_n \right).$$

If there is no mutation, the second term vanishes. This yields a discrete-time version of Fisher's fundamental theorem of natural selection (Fisher 1930):

$$\langle f(t+1) \rangle - \langle f(t) \rangle = \frac{\text{Var}_t(f)}{\langle f(t) \rangle} \geq 0.$$

Because variance is always non-negative this implies that without mutation, mean fitness increases monotonically until the population is supported on the genotype(s) of constant fitness, equal to the maximum fitness present in the original population.

2.2 The evolutionarily stable distribution

With appreciable mutation, Fisher’s fundamental theorem no longer holds. In biological systems the effect of mutation on mean fitness is expected to be negative, because most mutations reduce fitness rather than increase it. Selection will push fitness upward, while mutation pushes it downward, and the equilibrium reflects the balance between these two forces.

If there are a finite number of genotypes, the selection-mutation model converges to an *evolutionarily stable distribution*, determined by the dominant eigenvector of the evolution matrix \mathbf{A} (Eigen 1971; Eigen and Schuster 1979). Because \mathbf{A} is generally not symmetric, its left and right eigenvectors may differ and its eigenvalues may be complex. However, because each element of \mathbf{A} is non-negative, the Perron-Frobenius theorem guarantees that its largest eigenvalue λ_1 is real and positive, and that the corresponding left and right eigenvectors \mathbf{w}_1 and \mathbf{v}_1 have non-negative entries, known as *Perron vectors*.

If λ_1 is larger than all other eigenvalues, then after a large number of timesteps \mathbf{A}^t has the asymptotic form $\mathbf{A}^t \approx \lambda_1^t \mathbf{v}_1 \mathbf{w}_1^\top$. So if the initial unnormalized population is $\mathbf{y}(0)$, then $\mathbf{y}(t) = \mathbf{A}^t \mathbf{y}(0) \approx \lambda_1^t (\mathbf{w}_1^\top \mathbf{y}(0)) \mathbf{v}_1$, and the normalized population composition converges to the right Perron vector:

$$\mathbf{x}(t) \rightarrow \mathbf{v}_1.$$

2.3 Symmetric mutation and the survival of the flattest

If we assume the mutation matrix \mathbf{Q} is symmetric, then the model becomes more tractable. This is not an unreasonable assumption for DNA mutations, which have no systematic bias. The evolution matrix $\mathbf{A} = \mathbf{Q}\mathbf{F}$ is generally not symmetric, but if we define the symmetrized matrix $\mathbf{B} := \mathbf{F}^{1/2}\mathbf{Q}\mathbf{F}^{1/2}$ then $\mathbf{A}^t = \mathbf{F}^{-1/2} \mathbf{B}^t \mathbf{F}^{1/2}$, so if \mathbf{u}_k is an eigenvector of \mathbf{B} , then $\mathbf{F}^{-1/2}\mathbf{u}_k$ and $\mathbf{F}^{1/2}\mathbf{u}_k$ are right and left eigenvectors of \mathbf{A} with the same eigenvalue. Because \mathbf{B} is symmetric, its left and right eigenvectors are equal and its eigenvalues are real. Thus, no oscillations occur, and the population converges to a fixed point given by $\mathbf{F}^{-1/2}\mathbf{u}_1$.

We can obtain a tractable model by considering a d -dimensional continuous space of genotypes, and modeling the mutation operator \mathbf{Q} as convolution with a Gaussian kernel with width σ and the fitness landscape to be a Gaussian distribution with peak fitness f_{max} and width s (Appendix 1). The dominant eigenvector in this model is a Gaussian centered on the fitness peak, with eigenvalue

$$\lambda_1 = f_{max} \left(\frac{2}{2 + \nu + \sqrt{\nu^2 + 4\nu}} \right)^{d/2}.$$

where $\nu := \frac{\sigma^2}{s^2}$ is the ratio of the mutation rate to the fitness landscape width. If the fitness peak is narrow compared to the mutation rate, then λ_1 can be substantially smaller than f_{max} ; intuitively, offspring born at a tall, narrow peak will quickly spill into low-fitness regions, while offspring born at a lower but broader plateau mostly wander in still-viable territory (Figure 1). Experiments with virus evolution have validated this prediction (Sanjuán et al. 2007).

This biological model illustrates an important conclusion: that immediate fitness is not the only quantity that determines evolutionary dynamics. However, the assumption of symmetrical mutation is not appropriate for self-designing AI, where descendants are designed by a one-way process, so we should not expect any kind of steady state.

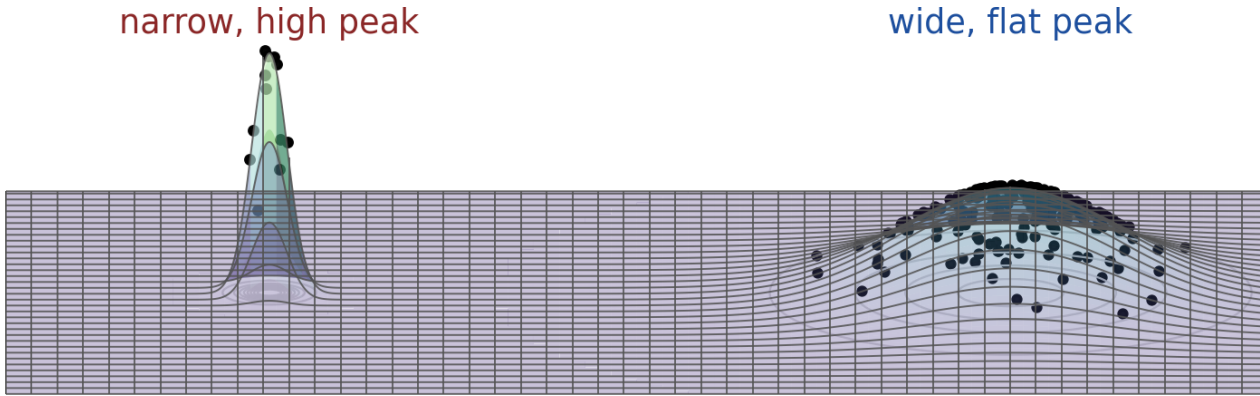


Figure 1: The “survival of the flattest” model for biological evolution, which illustrates how evolution need not select for maximum fitness. The surface height represents fitness as a function of genotype, modeled here as a Gaussian function. A broad but low fitness peak is more successful than a narrow but high peak, which rapidly loses descendants by mutation into low-fitness regions.

3 Modeling self-designing AI as evolution on a tree

To model the evolution of self-designing AIs, we need to replace the gradual changes expected from DNA mutation with the major changes expected from just one round of recursive self-improvement. We are thus very far from the low-mutation regime where Fisher’s fundamental theorem applies. Furthermore, the space of possible programs is so vast as to be effectively infinite: if we consider our programs as binary strings that fit in 1 terabyte of memory, there are $\approx 7 \times 10^{2408239965311}$ possible programs, a number which will only increase with improved computing hardware. Nearly all the programs in this space will crash or get stuck in an infinite loop; only a tiny fraction of them will do anything at all; and an absolutely minuscule fraction of those will be artificially intelligent systems capable of designing their own descendants. Yet, this fraction is unlikely to be zero, and given the vast space of possible programs, we expect a large number of functional self-designing AIs to exist. AI evolution can thus be modeled as a directed process through this space, and there is no reason to expect it to converge to a fixed distribution as in the biological case.

To capture the intuition that AIs will design programs of ever-increasing complexity and capability, we model AI evolution as a process on an infinite tree. In this model, there is no upper bound on the complexity of programs that can be designed, and revisiting a previous program is essentially impossible. We thus consider AI evolution as an essentially one-way process. This is very different to the reversible local mutation model of biological evolution, which instead leads to fixed points.

Another difference to biological evolution is that the reproductive fitness of AIs is controlled by humans. We cannot control the descendant programs an AI system suggests; we run a particular program, and it does what it does. But we can control whether we actually run the descendant programs generated by an AI; at least at the time of writing, humans maintain control over computing resources. Thus we model the fitness function f of AI reproduction, but not the transition matrix \mathbf{Q} , as being under human control.

3.1 Formal model

To make this model precise, let Ω be a countably infinite space of possible programs. Let \mathbf{Q} represent the transition probability operator, an infinite matrix in which Q_{nm} represents the probability that a parent program m suggests a descendant program n . Again, we assume that \mathbf{Q} is column-stochastic, meaning that for each m , we have $\sum_{n=1}^{\infty} Q_{nm} = 1$. This kernel is not under human control; it is a function of the entirely mechanistic way computers respond to the programs they are given, allowing also for standard pseudo-random number generation. While assigning intentionality to machines

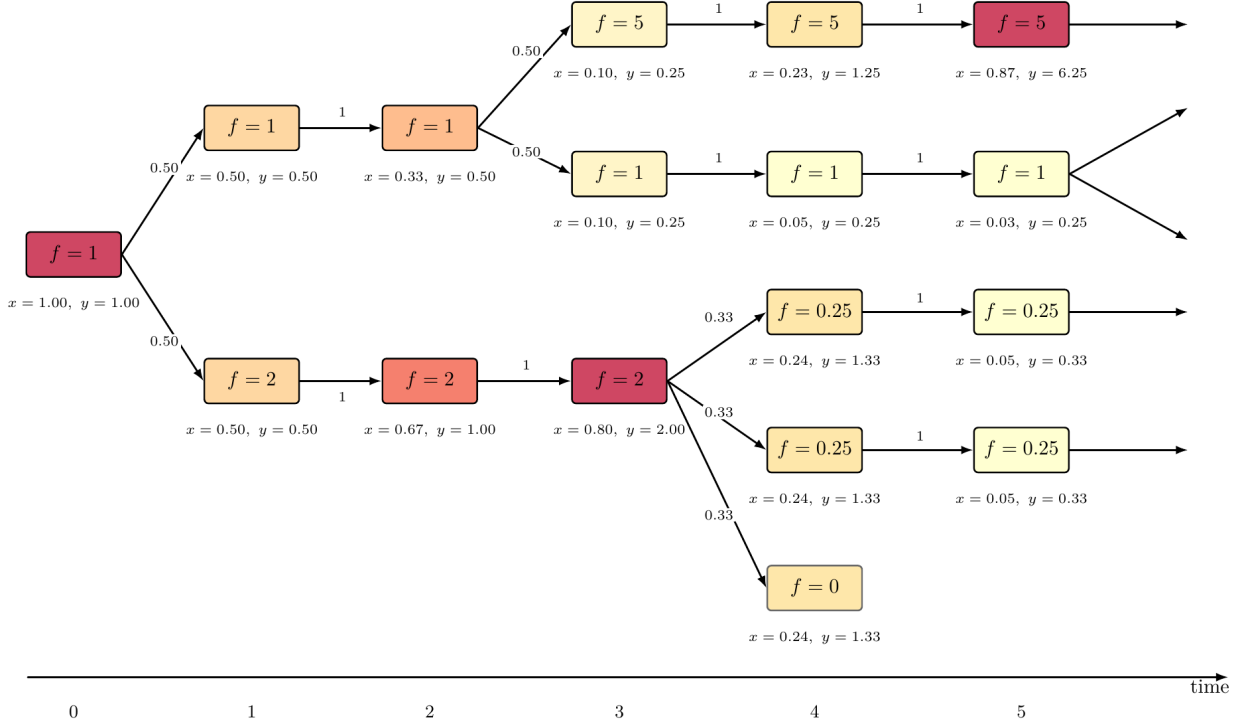


Figure 2: Example of directed evolution on a rooted tree. Each box represents a program, with fitness value f_n . The x-axis represents time. Below each square are the population share $x_n(t)$ and unnormalized abundance $y_n(t)$; boxes are colored to reflect $x_n(t)$. Numbers on arrows represent design probabilities Q_{nm} .

can be useful in some situations (Dennett 1987), we consider this unhelpful in the current context: the successor programs produced by an AI program are a mechanistic, predictable property of the program and the instruction set of the underlying computer. In practice, a fixed amount of time would be available for each AI to produce its successor, and a run of a program m could crash or fail to return an answer within this time limit. We thus define Q_{nm} as the conditional probability that program m returns successor n under the condition that it returns any successor at all. If program m can never return any successor, Q_{nm} is undefined.

The fitness function $f : \Omega \rightarrow [0, \infty)$ represents the amount of computational resource humans choose to allocate to each program's descendants. The evolutionary theory is agnostic to how this fitness function is determined, but it is helpful to consider two examples. In the first, the AIs are also assigned computational tasks other than designing their descendants, and the fitness function is objectively determined by how well they perform those jobs. Alternatively, the decision could be made by human judgment, for example through conversation with the AIs, by testing the descendants they produce, or by attempting to gauge alignment. Note that if a run of program m fails to complete within the time limit, then no successor can be assigned, so f will be lower for programs that frequently fail. Furthermore, f_m must be zero for any program m that can never return a successor; this means that the non-definition of Q_{nm} for such m presents no problem.

As in the biological case, we define a fitness operator \mathbf{F} as a diagonal operator with entries $F_{mm} = f_m$, and an evolution operator $\mathbf{A} = \mathbf{Q}\mathbf{F}$. We define an unnormalized abundance vector, which evolves according to $\mathbf{y}(t) = \mathbf{A}^t \mathbf{y}(0)$. We define the normalized abundance vector as

$$\mathbf{x}(t) = \frac{\mathbf{y}(t)}{\|\mathbf{y}(t)\|_1}.$$

The primary difference to the biological model is that the operators \mathbf{Q} and \mathbf{A} are infinite-dimensional

and strongly directed due to the underlying tree structure. One can never return to the same state by repeated application of \mathbf{A} ; formally, $(\mathbf{A}^t)_{mm} = 0$, for all t and m . We consider the population as starting on a single root program o : $\mathbf{y}(0) = \mathbf{e}_o$; the case of multiple initial programs can be handled by assigning a virtual root with one descendant for each initial program. Because of the tree structure, any program n can only be produced at one possible time, which we denote by $|n|$.

A given program might never be produced by the process of successive self-design starting from the root program o . We say a program m is **reachable** if it is eventually produced, i.e. if there is a t such that $(\mathbf{A}^t)_{mo} > 0$.

4 Lineage analysis

We begin our analysis of the model by introducing *lineage exponents*: numbers characterizing not just a program's immediate fitness, but the fitness expected of its future descendants. We show how lineage exponents can be used to characterize the future success of traits or programs, introducing the concepts of takeover, survival, and extinction.

4.1 Traits and population share

We define a **trait** to be a binary property of programs: each program either has the trait or not. We can thus formalize a trait as a subset $T \subseteq \Omega$. For such a trait, its **population share** at time t is the fraction of the population that has the trait:

$$\pi_T(t) := \sum_{n \in T} x_n(t).$$

An example of a trait is being a descendant of a particular program n : a program m has the trait T_n if it is a descendant of n , i.e. $(\mathbf{A}^s)_{mn} > 0$ for some $s \geq 0$. We call this trait the *lineage* of n , and its population share $\pi_{T_n}(t)$ is the fraction of the population that is a descendant of n at time t .

We call a trait **heritable** (or **evolutionarily closed**) if whenever $n \in T$ and $Q_{mn} > 0$, one also has $m \in T$. Lineages are the most important examples of heritable traits.

We can define the long-term evolutionary success of a trait in terms of its limiting population share. If $\lim_{t \rightarrow \infty} \pi_T(t) = 1$ we say the trait **takes over** the population. If $\lim_{t \rightarrow \infty} \pi_T(t) = 0$ we say the trait **dies out**.

This limit need not exist. Nevertheless, it is always possible to define the long-run success of a trait using the concepts of limit superior and limit inferior (lim sup and lim inf; Figure 3). The limit superior of a sequence $a(t)$, denoted $\limsup a(t)$, is the largest value reached or exceeded infinitely often, and the limit inferior $\liminf a(t)$ is the smallest value reached or fallen below infinitely often. lim sup and lim inf are always well-defined, although their values may be infinite in the case of unbounded sequences. If the ordinary limit $\lim a(t)$ exists, then all three limit types are equal: $\lim a(t) = \limsup a(t) = \liminf a(t)$. But if the ordinary limit does not exist, then the limit superior is strictly greater: $\limsup a(t) > \liminf a(t)$. This happens when $a(t)$ oscillates indefinitely without converging to a limit, and then lim sup and lim inf record the asymptotic upper and lower bounds of this oscillation.

In the case of population share of a trait, the limit superior thus defines a ceiling on the long-run success of the trait, while the limit inferior defines a floor. If $\limsup \pi_T(t) > 0$ we say the trait **survives**; this means that its population share cannot permanently converge to 0, but instead the trait repeatedly, if sporadically, regains a substantial fraction of the population. If $\liminf \pi_T(t) > 0$, a stronger condition, we say the trait **prosperes**: although its population share may fluctuate, after some time there is a floor which it never falls below.

We use the same terms for program lineages:

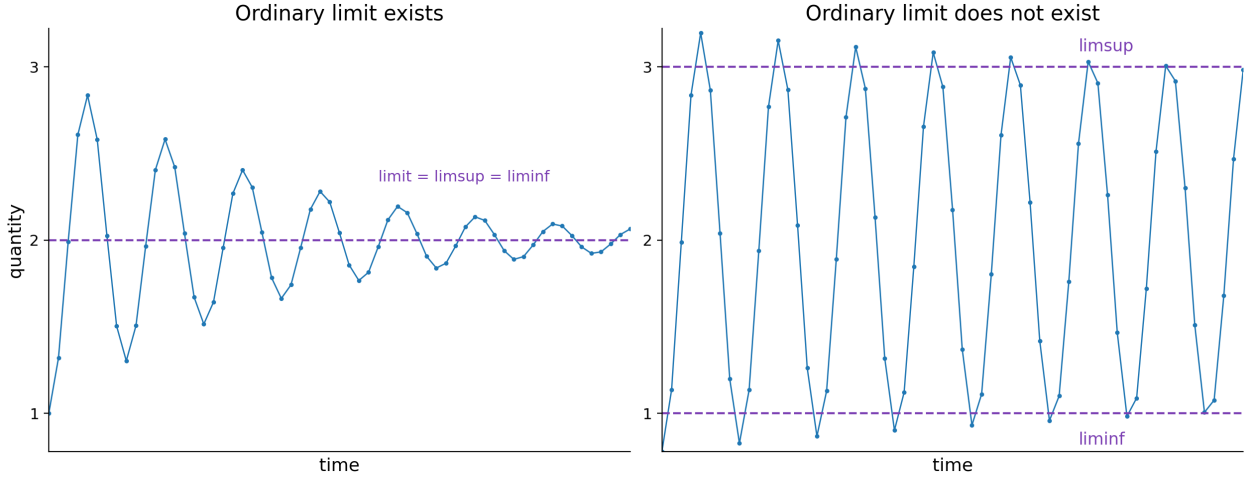


Figure 3: Illustration of \limsup and \liminf for an oscillating sequence. Left: an ordinary limit exists, and \limsup and \liminf are equal. Right: an ordinary limit does not exist, and \limsup and \liminf are different.

- A program n **takes over** if $\pi_{T_n}(t) \rightarrow 1$.
- A program n **dies out** if $\pi_{T_n}(t) \rightarrow 0$.
- A program n **survives** if $\limsup \pi_{T_n}(t) > 0$.
- A program n **prosperes** if $\liminf \pi_{T_n}(t) > 0$.

4.2 Unnormalized population size, trait size, and lineage size

The normalized population share $\mathbf{x}(t)$ quantifies the evolutionary success of a trait. Nevertheless, we will find it convenient to study evolutionary dynamics by focusing on unnormalized population sizes $\mathbf{y}(t)$.

First let us define some notation. The total unnormalized population size at time t is

$$Z_o(t) := \sum_{m \in \Omega} (\mathbf{A}^t)_{mo}.$$

For a trait $T \subseteq \Omega$, its unnormalized size at time t is

$$Z^{(T)}(t) := \sum_{m \in T} (\mathbf{A}^t)_{mo}.$$

Hence

$$\pi_T(t) = \frac{Z^{(T)}(t)}{Z_o(t)} \quad \text{whenever } Z_o(t) > 0.$$

For a program n , define its **lineage size** after s further steps by

$$Z_n(s) := \sum_{m \in \Omega} (\mathbf{A}^s)_{mn}.$$

This is the total unnormalized descendant mass generated by one unit mass placed at program n .

4.3 Mean fitness and total population size

We are now ready to prove our first result: that total unnormalized population size evolves multiplicatively, with multiplier the population's arithmetic mean fitness.

Denote the arithmetic mean fitness at time t by

$$\langle f(t) \rangle := \sum_n x_n(t) f_n.$$

Then we have

Lemma 4.1 (Mean fitness determines total population growth). *For every time t ,*

$$Z_o(t+1) = \langle f(t) \rangle Z_o(t).$$

Hence, since $Z_o(0) = 1$,

$$Z_o(t) = \prod_{s=0}^{t-1} \langle f(s) \rangle.$$

Proof. Using $\mathbf{y}(t+1) = \mathbf{Q}\mathbf{F}\mathbf{y}(t)$ and $\sum_m Q_{mn} = 1$,

$$\begin{aligned} Z_o(t+1) &= \sum_m y_m(t+1) \\ &= \sum_m \sum_n Q_{mn} f_n y_n(t) \\ &= \sum_n f_n y_n(t) \sum_m Q_{mn} \\ &= \sum_n f_n y_n(t). \end{aligned}$$

Since $y_n(t) = Z_o(t)x_n(t)$, this becomes

$$Z_o(t+1) = Z_o(t) \sum_n x_n(t) f_n = Z_o(t) \langle f(t) \rangle.$$

Iterating from $Z_o(0) = 1$ gives the product formula. □

A similar multiplicative identity holds inside a descendant lineage. For a program n and a time s with $Z_n(s) > 0$, define the mean fitness inside the lineage descending from n after s further steps by

$$\langle f(s) \rangle_n := \frac{\sum_m f_m(\mathbf{A}^s)_{mn}}{\sum_m (\mathbf{A}^s)_{mn}} = \frac{\sum_m f_m(\mathbf{A}^s)_{mn}}{Z_n(s)}.$$

Lemma 4.2 (Lineage mass recursion). *For every program n and every time s with $Z_n(s) > 0$,*

$$Z_n(s+1) = \langle f(s) \rangle_n Z_n(s).$$

Hence, since $Z_n(0) = 1$,

$$Z_n(s) = \prod_{t=0}^{s-1} \langle f(t) \rangle_n.$$

Proof. We obtain a proof by applying Lemma 4.1 to a shifted process in which the root is program n rather than o . In this shifted process, the unnormalized population size at time t is exactly $Z_n(t)$, and the arithmetic mean fitness at time t is exactly $\langle f(t) \rangle_n$. □

Remark 4.1 (Why there is no corresponding formula for an arbitrary trait). For a general trait T , there is no analogous identity involving only the mean fitness of mass already in T , even if T is

heritable, because mass can enter T from outside. Indeed,

$$Z^{(T)}(t+1) = \sum_{n \in T} f_n y_n(t) \sum_{m \in T} Q_{mn} + \sum_{n \notin T} f_n y_n(t) \sum_{m \in T} Q_{mn}.$$

The second term is an immigration term. So the multiplicative product formulas apply to the whole population and to descendant lineages, but not to arbitrary traits.

4.4 Trait and lineage exponents

The unnormalized trait size $Z^{(T)}(t)$ is a natural exponential-scale quantity attached to a trait. Its t^{th} root measures the average multiplicative success per generation over t steps.

Definition 4.3 (Trait exponent). For a trait $T \subseteq \Omega$, if the limit

$$g^{(T)} := \lim_{t \rightarrow \infty} (Z^{(T)}(t))^{1/t}$$

exists, we call it the **trait exponent** of T .

When $T = T_n$ is the descendant lineage of a program n , it is often more natural to restart the clock at n itself and work with $Z_n(s)$. This gives the corresponding lineage exponent.

Definition 4.4 (Lineage exponent). If the limit

$$g_n := \lim_{s \rightarrow \infty} Z_n(s)^{1/s}$$

exists, we call it the **lineage exponent** of the node n .

Proposition 4.5 (The lineage exponent is the running geometric mean of lineage mean fitness). *If the lineage exponent g_n exists, then*

$$g_n = \lim_{s \rightarrow \infty} \left(\prod_{t=0}^{s-1} \langle f(t) \rangle_n \right)^{1/s}.$$

Proof. This is immediate from Lemma 4.2. □

4.5 A lineage exponent need not exist

The lineage exponent can exist even when the population fitness $\langle f(t) \rangle$ oscillates, because the running geometric mean averages multiplicative performance over all earlier generations (Figure 4). However, there are scenarios when even this running geometric mean fails to converge.

For example, consider a simple evolutionary tree consisting of a single ray (i.e. a single sequence of programs with no branching), $o = n_0 \rightarrow n_1 \rightarrow n_2 \rightarrow \dots$, with $Q_{n_{k+1}, n_k} = 1$ for every k . Let the fitness sequence alternate between periods of fitness 1 and periods of fitness 2, with the length of the k^{th} block increasing very rapidly, for example as 2^{2^k} . Then each block is so long that it dominates all earlier ones, and the running geometric mean oscillates between 1 and 2 indefinitely.

Definition 4.6 (Upper and lower trait exponents). To deal with this possibility, we make use of lim sup and lim inf. For each trait $T \subseteq \Omega$, define its **upper** and **lower trait exponents** by

$$\bar{g}^{(T)} := \limsup_{t \rightarrow \infty} (Z^{(T)}(t))^{1/t}, \quad \underline{g}^{(T)} := \liminf_{t \rightarrow \infty} (Z^{(T)}(t))^{1/t}.$$

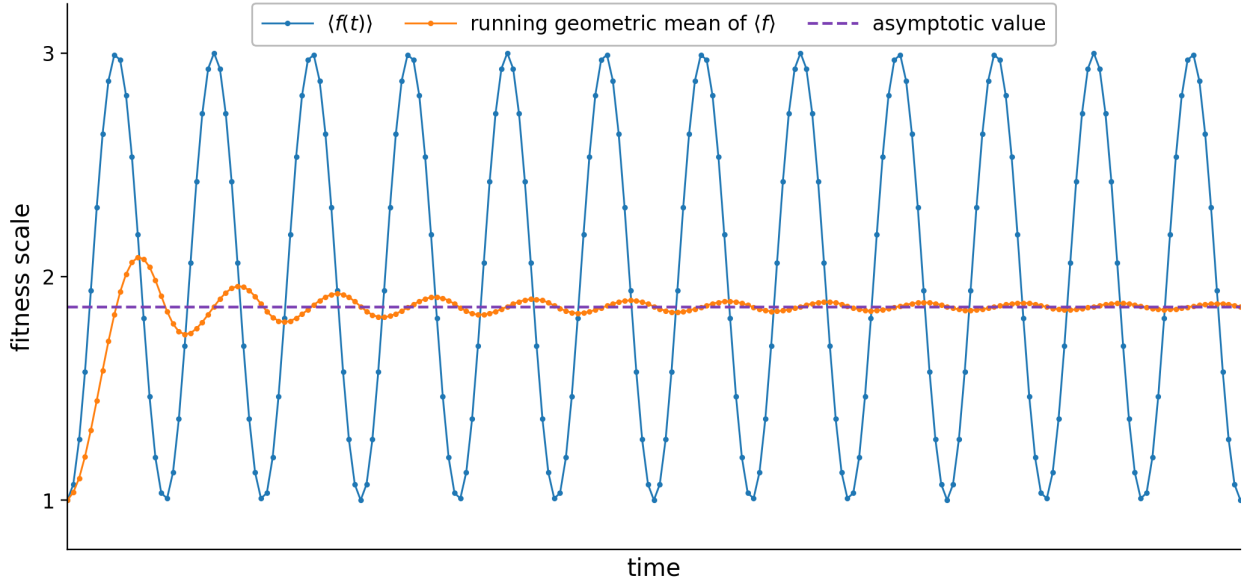


Figure 4: The population mean fitness $\langle f \rangle_n$ can oscillate indefinitely, while its running geometric mean can still settle down. In this case, the ordinary lineage exponent g_n exists despite continuing fluctuations in mean fitness of the lineage.

Definition 4.7 (Upper and lower lineage exponents). For each program n , define its **upper** and **lower lineage exponents** by

$$\bar{g}_n := \limsup_{s \rightarrow \infty} Z_n(s)^{1/s}, \quad \underline{g}_n := \liminf_{s \rightarrow \infty} Z_n(s)^{1/s}.$$

For the root, these are exactly the asymptotic upper and lower bounds of the running geometric mean fitness:

$$\bar{g}_o = \limsup_{t \rightarrow \infty} \left(\prod_{s=0}^{t-1} \langle f(s) \rangle \right)^{1/t}, \quad \underline{g}_o = \liminf_{t \rightarrow \infty} \left(\prod_{s=0}^{t-1} \langle f(s) \rangle \right)^{1/t}.$$

Proof. This follows from Lemma 4.1. □

4.6 Lineage exponents cannot increase along descendants

We now prove a fundamental monotonicity property of lineage exponents: they cannot increase along descendants. Informally, a program's lineage exponent represents the best possible long-run fitness of any branch of its lineage; many individual descendants' lineages will not live up to this potential, so the lineage exponent can go down, but not up, along generations.

Theorem 4.8 (Upper and lower lineage exponents are non-increasing along descendants). *If m is a descendant of n , meaning that $(\mathbf{A}^k)_{mn} > 0$ for some $k \geq 0$, then*

$$\bar{g}_m \leq \bar{g}_n, \quad \underline{g}_m \leq \underline{g}_n.$$

Proof. Because all entries of \mathbf{A} are nonnegative,

$$(\mathbf{A}^{t+k})_{\ell n} = \sum_j (\mathbf{A}^t)_{\ell j} (\mathbf{A}^k)_{jn} \geq (\mathbf{A}^t)_{\ell m} (\mathbf{A}^k)_{mn}.$$

Summing over ℓ gives

$$Z_n(t+k) \geq (\mathbf{A}^k)_{mn} Z_m(t).$$

Multiplicative constants and finite time shifts do not affect lim sup or lim inf of t^{th} roots, so the stated inequalities follow. \square

4.7 Criteria for takeover, extinction, and survival

Trait exponents can provide information about takeover, survival, and extinction.

Theorem 4.9 (Takeover criterion). *Let $\Omega = S \sqcup T$ be a partition into two complementary traits. If*

$$\underline{g}^{(S)} > \bar{g}^{(T)},$$

then S takes over and T dies out:

$$\pi_S(t) \rightarrow 1, \quad \pi_T(t) \rightarrow 0.$$

Proof. Choose numbers a, b with

$$\bar{g}^{(T)} < a < b < \underline{g}^{(S)}.$$

Then for all sufficiently large t ,

$$Z^{(T)}(t) \leq a^t, \quad Z^{(S)}(t) \geq b^t$$

Therefore

$$\pi_T(t) = \frac{Z^{(T)}(t)}{Z^{(S)}(t) + Z^{(T)}(t)} \leq \frac{a^t}{b^t + a^t} = \frac{1}{1 + (b/a)^t}.$$

Hence $\pi_S(t) = 1 - \pi_T(t) \rightarrow 1$. \square

Theorem 4.10 (Extinction criterion). *If a trait T satisfies*

$$\bar{g}^{(T)} < \underline{g}_o,$$

then T dies out:

$$\pi_T(t) \rightarrow 0.$$

Proof. Choose a, b with

$$\bar{g}^{(T)} < a < b < \underline{g}_o.$$

Then for large t ,

$$Z^{(T)}(t) \leq a^t, \quad Z_o(t) \geq b^t$$

Hence

$$\pi_T(t) = \frac{Z^{(T)}(t)}{Z_o(t)} \leq \frac{a^t}{b^t} \rightarrow 0$$

Therefore $\limsup_{t \rightarrow \infty} \pi_T(t) = 0$. \square

Note that comparing exponents to the root can tell us that a trait dies out, but not that it takes over. By Theorem 4.8, $\bar{g}^{(T)} \leq \bar{g}_o$. But even if $\bar{g}^{(T)} = \bar{g}_o$ the trait might still die out. This is because the lineage exponents only capture the exponential scale, and other factors may act as a “tiebreaker”. For example, consider a simple tree with two rays emerging from the root, one ray with constant fitness 1, and the other ray with fitness $t/(t+1)$ at time t . Both rays have lineage exponent 1, but the second ray dies out: its unnormalized population size at time t is $1/t$, so its population share tends to 0.

Theorem 4.11 (Survival criterion). *Let $\Omega = S \sqcup T$ be a partition into two complementary traits. If*

$$\bar{g}^{(S)} > \bar{g}^{(T)},$$

then S survives, and furthermore $\limsup \pi_S(t) = 1$.

Proof. Choose numbers a, b with

$$\bar{g}^{(T)} < a < b < \bar{g}^{(S)}.$$

By the definition of $\bar{g}^{(T)}$, for all sufficiently large t ,

$$Z^{(T)}(t) \leq a^t.$$

By the definition of $\bar{g}^{(S)}$, there exist infinitely many times t such that

$$Z^{(S)}(t) \geq b^t.$$

Hence for infinitely many arbitrarily large t ,

$$\pi_T(t) = \frac{Z^{(T)}(t)}{Z^{(S)}(t) + Z^{(T)}(t)} \leq \frac{a^t}{b^t + a^t} = \frac{1}{1 + (b/a)^t}.$$

Since $b > a$, the right-hand side tends to 0 along those times. Therefore

$$\pi_S(t) = 1 - \pi_T(t) \rightarrow 1$$

along an infinite subsequence. This proves

$$\limsup_{t \rightarrow \infty} \pi_S(t) = 1.$$

In particular, S survives. □

Thus, if $\bar{g}^{(S)} > \bar{g}^{(T)}$, then not only does S survive, there are infinitely many moments where it almost takes over the population. However, unless also $\underline{g}^{(S)} > \bar{g}^{(T)}$, we cannot conclude that S actually takes over, because T might make repeated comebacks.

4.8 Winnowing when all lineage exponents exist

If it happens that for every reachable node n the ordinary lineage exponent $g_n := \lim_{t \rightarrow \infty} Z_n(t)^{1/t}$ exists, then evolution admits a simple “winnowing” interpretation.

By monotonicity along descendants, if $m \preceq n$ then $g_n \leq g_m$. In particular, every reachable node satisfies $g_n \leq g_o$. So the root exponent g_o is the largest that can occur anywhere in the tree.

Now let n be a reachable node with strictly smaller exponent than the root: $g_n < g_o$. By the extinction criterion, the normalized share of the descendants of n must vanish: $\pi_{T_n}(t) \rightarrow 0$. Thus, a branch can contribute to the long-term surviving population only if it preserves the root’s exponent.

This gives a useful picture of the dynamics. At each generation, any program whose lineage exponent has already dropped below g_o may still produce many descendants for a while, but all of those descendants are transient in normalized terms. They are eventually winnowed away by branches that continue to realize the larger exponent g_o . The only programs that can have long-term surviving descendants are those with $g_n = g_o$. If furthermore each generation has a single program with the largest lineage exponent, then this one program will dominate: far enough into the future, all programs will be descendants of this ancestor.

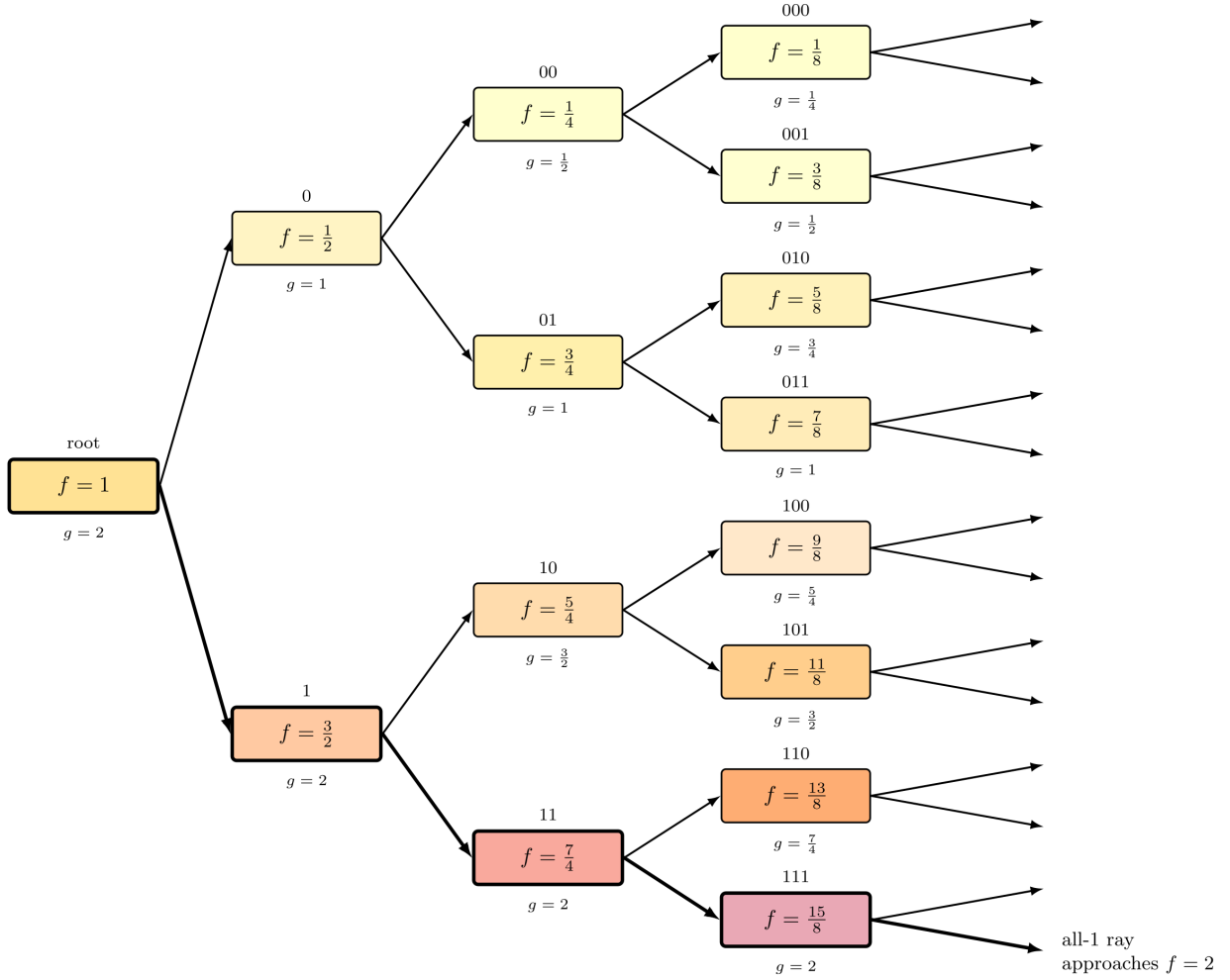


Figure 5: The binary tree example. Each program has two possible children, whose fitness either increases or decreases by $2^{-(t+1)}$. Each program can be identified by a binary string (above the box). The optimal fitness of 2 is not achieved by any program, while the all-1 ray approaches the unattained supremum 2. Shading represents normalized population share of each program; thick boxes indicate programs with the optimal lineage exponent of $g = 2$. These are the only programs whose descendants will have long-term survival.

Example 4.12 (Binary tree). To illustrate a case where all lineage exponents exist, consider an example of a binary tree. Each program can give rise to two children, with \mathbf{Q} specifying a 50% probability of each. A program n at time t can thus be specified by a binary string $b_1 \cdots b_t$, summarizing which descendant was followed at each previous step. We model its fitness as

$$f_n := 1 + \sum_{j=1}^t (2b_j - 1)2^{-j}.$$

Thus the root program has fitness 1, and fitness always lies in $(0, 2)$. Each reproduction step changes fitness by $\pm 2^{-(t+1)}$: one child is slightly less fit than its parent, and the other is slightly more fit.

Every descendant of this program is obtained by appending another binary string $u_1 \cdots u_r$, and has fitness

$$f_{n,u_1 \cdots u_r} = 1 + \sum_{i=1}^t (2b_i - 1)2^{-i} + \sum_{j=1}^r (2u_j - 1)2^{-(t+j)} = f_n + \sum_{j=1}^r (2u_j - 1)2^{-(t+j)}.$$

Hence all descendants of n have fitness in the interval $(f_n - 2^{-t}, f_n + 2^{-t})$, and the supremum of n 's descendant fitnesses is $M_n := f_n + 2^{-t}$. This value is not attained by any finite descendant, but it is approached along the all-1 continuation of n . We next compute the lineage exponents in this example.

Proposition 4.13 (Binary tree lineage exponents). *For every program $n = b_1 \cdots b_t$, the lineage exponent exists and is given by the supremum of its descendant fitnesses,*

$$g_n := f_n + 2^{-t}$$

Proof. Starting from one unit of mass at n , the total descendant mass after s generations is obtained by summing over the 2^s possible descendants after that time:

$$Z_n(s) = 2^{-s} \sum_{u_1, \dots, u_s \in \{0,1\}} \prod_{r=0}^{s-1} \left(f_n + \sum_{i=1}^r (2u_i - 1)2^{-(t+i)} \right),$$

where the inner sum is interpreted as 0 when $r = 0$.

For every path and every factor in the product,

$$f_n + \sum_{i=1}^r (2u_i - 1)2^{-(t+i)} \leq f_n + \sum_{i=1}^{\infty} 2^{-(t+i)} = M_n.$$

Therefore every summand is at most $2^{-s}M_n^s$, and since there are 2^s summands, $Z_n(s) \leq M_n^s$. It follows that

$$\bar{g}_n \leq M_n.$$

For the reverse inequality, fix $m \geq 1$ and restrict attention to those depth- s descendants whose first m appended bits are all 1. There are 2^{s-m} such descendants. Along any such path, after those first m steps have been taken, every later fitness factor is at least

$$f_n + \sum_{i=1}^m 2^{-(t+i)} - \sum_{i=m+1}^{\infty} 2^{-(t+i)} = M_n - 2^{-(t+m-1)}.$$

Hence there is a constant

$$C_m := \prod_{r=0}^{m-1} \left(f_n + \sum_{i=1}^r 2^{-(t+i)} \right) > 0$$

such that every one of these selected descendants contributes at least

$$2^{-s}C_m(M_n - 2^{-(t+m-1)})^{s-m}$$

to $Z_n(s)$. Summing over the 2^{s-m} such descendants gives

$$Z_n(s) \geq 2^{-m}C_m(M_n - 2^{-(t+m-1)})^{s-m}.$$

Taking s^{th} roots and then letting $s \rightarrow \infty$ yields

$$\underline{g}_n \geq M_n - 2^{-(t+m-1)}.$$

Since this holds for every m , letting $m \rightarrow \infty$ gives $\underline{g}_n \geq M_n$. Combining this with the upper bound,

$$\underline{g}_n = \bar{g}_n = M_n.$$

This proves the claim. □

This example illustrates the behavior we find when all lineage exponents exist. The root's lineage exponent is 2: a fitness value which is never achieved, but is approached arbitrarily closely by lineages whose initial segment consists entirely of 1s. Any program whose binary representation is not all 1s has a lineage exponent below that of the root, and its lineage dies out. We thus observe a progressive winnowing of the programs, leaving only the all-1 lineage.

5 η -preservation

One might expect that evolution would necessarily lead to an increase in population fitness, but this is not the case in our model without further assumptions. To see why, consider a very simple example tree consisting of a single ray from the root program: $0 \rightarrow n_1 \rightarrow n_2 \rightarrow \dots$. Evolution will always proceed linearly along this ray, and the fitnesses can take any values, including a sequence that decreases to zero.

We next introduce a simple condition that guarantees a lower bound on the running geometric mean fitness of a lineage, and thus on the long-run growth of the population. This condition requires that every reproducing program has a non-negligible probability of producing an offspring whose fitness is at least as good as its own. One way to do this is for a program to suggest itself as a descendant with probability η . This condition is *not* strong enough to ensure convergence of population fitness to its maximum possible value; we will describe a criterion that is strong enough to do that in Section 6, but will first analyze the weaker η -preservation condition.

Definition 5.1 (η -preservation). Fix $\eta > 0$. We say that the system satisfies the η -**preservation condition** if for every program n ,

$$\sum_{m: f_m \geq f_n} Q_{mn} \geq \eta.$$

Thus every reproducing program has probability at least η of producing a descendant whose fitness is at least its own.

Proposition 5.2 (η -preservation gives a programwise lower bound on the lower lineage exponent). *Assume the η -preservation condition. Then every reachable program n satisfies*

$$\underline{g}_n \geq \eta f_n.$$

Proof. Fix a reachable program n . Start with one unit mass at n and evolve it by

$$\mathbf{y}^{(n)}(0) = e_n, \quad \mathbf{y}^{(n)}(t+1) = \mathbf{A}\mathbf{y}^{(n)}(t).$$

Thus

$$Z_n(t) = \|\mathbf{y}^{(n)}(t)\|_1.$$

Define a tracked subpopulation $\mathbf{w}(t) \leq \mathbf{y}^{(n)}(t)$ by keeping only those offspring steps that do not decrease fitness: let $\mathbf{w}(0) = e_n$, and recursively set

$$w_m(t+1) := \sum_j Q_{mj} f_j w_j(t) \mathbf{1}_{\{f_m \geq f_j\}}.$$

Then $0 \leq w_m(t) \leq y_m^{(n)}(t)$ for all m, t . Write

$$W(t) := \|\mathbf{w}(t)\|_1.$$

Then $W(t) \leq Z_n(t)$ for every t .

Now, every program in the tracked subpopulation has fitness at least f_n . So

$$\begin{aligned} W(t+1) &= \sum_m w_m(t+1) \\ &= \sum_m \sum_j Q_{mj} f_j w_j(t) \mathbf{1}_{\{f_m \geq f_j\}} \\ &= \sum_j f_j w_j(t) \sum_{m: f_m \geq f_j} Q_{mj}. \end{aligned}$$

Because we have assumed η -preservation, $\sum_{m: f_m \geq f_j} Q_{mj} \geq \eta$, so

$$W(t+1) \geq \eta \sum_j f_j w_j(t).$$

Since $w_j(t)$ is supported on programs with $f_j \geq f_n$, we have

$$\sum_j f_j w_j(t) \geq f_n \sum_j w_j(t) = f_n W(t).$$

Therefore

$$W(t+1) \geq \eta f_n W(t).$$

Starting from $W(0) = 1$, induction gives

$$W(t) \geq (\eta f_n)^t.$$

Because $Z_n(t) \geq W(t)$, taking t^{th} roots and then \liminf yields $\underline{g}_n \geq \eta f_n$. \square

Corollary 5.3 (The root lower lineage exponent is at least ηf_*). *Assume the η -preservation condition, and let*

$$f_* := \sup\{f_n : n \text{ is reachable}\} < \infty.$$

Then

$$\underline{g}_o \geq \eta f_*.$$

Proof. Let $\epsilon > 0$. By definition of f_* , there exists a reachable program n with $f_n > f_* - \epsilon$. Proposition 5.2 gives

$$\underline{g}_n \geq \eta f_n \geq \eta(f_* - \epsilon).$$

Since n is a descendant of the root, Theorem 4.8 gives $\underline{g}_n \leq \underline{g}_o$. Hence $\underline{g}_o \geq \eta(f_* - \epsilon)$. Letting $\epsilon \downarrow 0$ proves the claim. \square

Theorem 5.4 (η -preservation gives a lower bound on the running geometric mean fitness). *Assume the η -preservation condition and $f_* < \infty$. Then*

$$\liminf_{t \rightarrow \infty} \left(\prod_{s=0}^{t-1} \langle f(s) \rangle \right)^{1/t} \geq \eta f_*.$$

Equivalently,

$$\underline{g}_o \geq \eta f_*.$$

Proof. The equivalence is Lemma 4.1 together with the definition of \underline{g}_o . The bound then follows from Corollary 5.3. \square

Example 5.5 (η -preservation need not force convergence of mean fitness). The lower bound above concerns the running geometric mean. It does **not** imply that the arithmetic mean fitness $\langle f(t) \rangle$

converges. A simple counterexample is obtained by combining a persistent spine with alternating side lineages.

Fix $0 < \eta < 1$ and choose $b \in (0, 1)$. Build a tree with a main spine

$$n_0 \rightarrow n_1 \rightarrow n_2 \rightarrow \dots, \quad f_{n_t} = 1 \quad \text{for all } t,$$

and from each spine program n_t create one auxiliary burst lineage:

- with probability η , offspring go to the next spine program n_{t+1} ;
- with probability $1 - \eta$, offspring go to a burst program of fitness

$$q_t = \begin{cases} 0, & t \text{ even,} \\ b, & t \text{ odd.} \end{cases}$$

From each burst program of fitness $q \in \{0, b\}$, give probability η to a child of the same fitness q and probability $1 - \eta$ to a program of fitness 0, which will reproduce no further.

This system satisfies η -preservation: every program has probability at least η of producing a child of fitness at least its own.

We can analyze its evolutionary dynamics exactly. At generation t , there will be an unnormalized mass of η^t on the main spine. Denote the total unnormalized mass on all fitness- b rays as B_t . At time $t + 1$, the mass on the existing b -rays has been scaled by a factor of ηb , while injection from the spine contributes $(1 - \eta)\eta^t$ on odd timesteps. Thus

$$B_{t+1} = \eta b B_t + (1 - \eta)\eta^t \mathbf{1}_{\{t \text{ odd}\}}$$

If we define $r_t = B_t/\eta^t$ to be the ratio of mass on the b -rays compared to the spine at time t , then we have a recursion for even times:

$$r_{2k+2} = b^2 r_{2k} + (1 - \eta)/\eta$$

This converges to a limit,

$$r_{2k} \rightarrow R = \frac{(1 - \eta)}{(1 - b^2)\eta}.$$

However on odd times, we obtain a different limit, $r_{2k+1} \rightarrow b R$.

There is also a mass C_t on zero-fitness nodes at time t , given by

$$C_{t+1} = (1 - \eta)bB_t + (1 - \eta)\eta^t \mathbf{1}_{\{t \text{ even}\}}$$

The mean population fitness thus tends to limits on odd and even trials:

$$\langle f \rangle_{\text{odd}} = \frac{1 + b^2 R}{1 + bR + (1 - \eta)(1 + bR)/\eta} \quad \langle f \rangle_{\text{even}} = \frac{1 + bR}{1 + R + (1 - \eta)b^2 R/\eta}$$

and we have a situation where the population fitness does not converge, even though its running geometric mean does.

5.1 Unbounded reachable fitness under η -preservation

The η -preservation theorem also has a simple consequence when reachable fitness is unbounded. In that case, the total unnormalized population grows faster than any exponential rate. Equivalently, the running geometric mean of arithmetic mean fitness diverges.

Corollary 5.6 (Unbounded reachable fitness implies super-exponential growth). *Assume η -preservation, and suppose reachable fitness is unbounded in the sense that for every $M > 0$ there exists a reachable node n with $f_n > M$. Then*

$$\underline{g}_o = \infty.$$

Equivalently,

$$\liminf_{t \rightarrow \infty} Z_o(t)^{1/t} = \infty.$$

Since

$$Z_o(t+1) = \langle f(t) \rangle Z_o(t),$$

this is the same as

$$\liminf_{t \rightarrow \infty} \left(\prod_{s=0}^{t-1} \langle f(s) \rangle \right)^{1/t} = \infty.$$

In particular,

$$\limsup_{t \rightarrow \infty} \langle f(t) \rangle = \infty.$$

Proof. Fix $M > 0$. Since reachable fitness is unbounded, there exists a reachable node n with

$$f_n > \frac{M}{\eta}.$$

By the Proposition 5.2, every reachable node satisfies

$$\underline{g}_n \geq \eta f_n,$$

so in particular

$$\underline{g}_n > M.$$

Because n is reachable, there exists some $s \geq 0$ such that

$$(\mathbf{A}^s)_{no} > 0.$$

For every $t \geq 0$ we therefore have

$$Z_o(t+s) = \sum_{m \in \Omega} (\mathbf{A}^{t+s})_{mo} = \sum_{m \in \Omega} \sum_{k \in \Omega} (\mathbf{A}^t)_{mk} (\mathbf{A}^s)_{ko} \geq (\mathbf{A}^s)_{no} \sum_{m \in \Omega} (\mathbf{A}^t)_{mn} = (\mathbf{A}^s)_{no} Z_n(t).$$

Taking $(t+s)$ -th roots and then \liminf gives

$$\underline{g}_o \geq \underline{g}_n > M.$$

Since $M > 0$ was arbitrary, it follows that

$$\underline{g}_o = \infty.$$

Finally, if $\langle f(t) \rangle$ were bounded above by some finite constant B for all sufficiently large t , then the identity

$$Z_o(t) = \prod_{s=0}^{t-1} \langle f(s) \rangle$$

6.1 Locked rays and uniform η -locking

Definition 6.1 (Locked ray). A program is said to have a **locked ray** if it gives rise to an evolutionarily closed ray of copies of itself, all with the same fitness, and each with probability 1 of producing the next program on that ray.

Definition 6.2 (η -locking). We say that η -**locking** holds if there exists a fixed $\eta > 0$ such that every program n has probability at least η of giving rise to a locked copy of itself.

Thus for every program n there is a locked ray R_n beginning from a child of n such that

- the first step from n into R_n has probability at least η ;
- every later step along R_n has probability 1;
- every program on R_n has fitness equal to f_n .

Let \mathcal{L} denote the locked trait, i.e. the union of all locked rays, and let $O := \Omega \setminus \mathcal{L}$ be the non-locked trait, i.e. the remainder of the tree.

Proposition 6.3 (Under η -locking, the locked trait always prospers). *Assume η -locking, and let \mathcal{L} be the locked trait. Then for every $t \geq 1$,*

$$\pi_{\mathcal{L}}(t) \geq \eta.$$

In particular, the locked trait prospers ($\liminf \pi_{\mathcal{L}} > 0$).

Proof. By the definition of η -locking, each node creates a fraction η of locked programs on every iteration. Thus the total fraction cannot be below η . \square

Lemma 6.4 (A reachable locked ray has lineage exponent equal to its fitness). *Let n be reachable, and let R_n be its locked ray. Then*

$$\underline{g}^{(R_n)} = \bar{g}^{(R_n)} = f_n.$$

where $\underline{g}^{(R_n)}$ and $\bar{g}^{(R_n)}$ represent the lower and upper trait exponent of R_n , i.e.

$$\underline{g}^{(R_n)} = \liminf (\sum_{m \in R_n} (A^t)_{mo})^{1/t}.$$

Proof. Because n is reachable, there exists $k \geq 0$ such that $(\mathbf{A}^k)_{no} > 0$. Let r_1 be the first program on the locked ray R_n . Since the transition from n to r_1 has probability at least η , a positive mass $c := Q_{r_1 n} f_n (\mathbf{A}^k)_{no} > 0$ reaches r_1 at time $k + 1$. After that, all mass on R_n remains on R_n , every transition along the ray has probability 1, and every program on the ray has fitness f_n . Hence for every $t \geq k + 1$,

$$Z^{(R_n)}(t) = c f_n^{t-k-1}.$$

Taking t -th roots and letting $t \rightarrow \infty$ gives

$$\underline{g}^{(R_n)} = \bar{g}^{(R_n)} = f_n.$$

\square

6.2 Convergence under η -locking with bounded reachable fitness

The analysis of η -locking is simpler when reachable fitness is bounded, so we start with that case. Let the maximum reachable fitness be

$$f_* := \sup\{f_n : n \text{ is reachable}\} < \infty.$$

We now prove that under η -locking, the fitness converges to f_* . First we show that the arithmetic mean fitness $\langle f(t) \rangle \rightarrow f_*$. Then we show that almost all population mass eventually lies on programs whose fitness is arbitrarily close to f_* .

The proof strategy is simple. For any threshold $a < f_*$ but still above $(1 - \eta)f_*$, the programs with fitness $> a$ on locked rays form a heritable high-fitness set H_a . Some reachable locked ray in that set grows faster than a^t , while the complement cannot grow faster than a^t . Hence the high-fitness locked set takes over. We start with a lemma that establishes the upper bound on growth outside of H_a .

Lemma 6.5 (The low-fitness complement has upper exponent at most a). *Fix a number a such that $(1 - \eta)f_* < a < f_*$, and let H_a be the set of all programs on locked rays of fitness $> a$, and U_a its complement. Thus,*

$$H_a := \mathcal{L} \cap \{n \in \Omega : f_n > a\}, \quad U_a := \Omega \setminus H_a.$$

Then H_a is a union of locked rays, hence a heritable trait, and

$$\bar{g}^{(U_a)} \leq a.$$

Proof. We claim that for every program $n \in U_a$,

$$f_n \sum_{m \in U_a} Q_{mn} \leq a.$$

There are three possibilities.

First, suppose n lies on a locked ray contained in U_a . Then all its offspring remain on that same locked ray, whose fitness is constant and at most a . Hence

$$f_n \sum_{m \in U_a} Q_{mn} = f_n \leq a.$$

Second, suppose $n \in O$ and $f_n \leq a$. Then even if some offspring go into the locked ray R_n , that ray also has constant fitness $f_n \leq a$, so it is still contained in U_a . Thus all offspring of n remain in U_a , and again

$$f_n \sum_{m \in U_a} Q_{mn} = f_n \leq a.$$

Third, suppose $n \in O$ and $f_n > a$. Then the locked ray R_n belongs to H_a , so at least an η fraction of the offspring from n goes into H_a , not into U_a . Therefore

$$\sum_{m \in U_a} Q_{mn} \leq 1 - \eta,$$

and so

$$f_n \sum_{m \in U_a} Q_{mn} \leq (1 - \eta)f_n \leq (1 - \eta)f_* < a.$$

This proves the claim.

Now sum over all programs in U_a :

$$\begin{aligned} Z^{(U_a)}(t+1) &= \sum_{m \in U_a} y_m(t+1) \\ &= \sum_{m \in U_a} \sum_{n \in U_a} Q_{mn} f_n y_n(t). \end{aligned}$$

Here we may restrict to $n \in U_a$ because H_a is a union of locked rays and is therefore evolutionarily closed: no program in H_a sends offspring back into U_a .

Rearranging the sum and using the claim,

$$\begin{aligned} Z^{(U_a)}(t+1) &= \sum_{n \in U_a} y_n(t) f_n \sum_{m \in U_a} Q_{mn} \\ &\leq a \sum_{n \in U_a} y_n(t) \\ &= a Z^{(U_a)}(t). \end{aligned}$$

Iterating gives $Z^{(U_a)}(t) \leq Z^{(U_a)}(0) a^t$, and therefore $\bar{g}^{(U_a)} \leq a$. \square

We can now prove our main result:

Theorem 6.6 (Under η -locking, mean fitness converges to the optimal reachable value). *Assume η -locking and bounded reachable fitness f_* . If $f_* > 0$, then*

$$\langle f(t) \rangle \rightarrow f_*.$$

Proof. Fix any a with $(1-\eta)f_* < a < f_*$. By definition of f_* , there exists a reachable program n with $f_n > a$. Its locked ray R_n lies inside H_a . By Lemma 6.4,

$$\underline{g}^{(R_n)} = f_n > a.$$

Since $R_n \subseteq H_a$, we have $Z^{(H_a)}(t) \geq Z^{(R_n)}(t)$ for every t , and therefore

$$\underline{g}^{(H_a)} \geq \underline{g}^{(R_n)} > a.$$

By Lemma 6.5,

$$\bar{g}^{(U_a)} \leq a.$$

Therefore

$$\underline{g}^{(H_a)} > \bar{g}^{(U_a)}.$$

Applying the takeover theorem (Theorem 4.9) to the partition $\Omega = H_a \sqcup U_a$, we conclude that $\pi_{H_a}(t) \rightarrow 1$.

Now, every program in H_a has fitness strictly larger than a , so

$$\langle f(t) \rangle = \sum_{m \in H_a} f_m x_m(t) + \sum_{m \notin H_a} f_m x_m(t) \geq a \sum_{m \in H_a} x_m(t) = a \pi_{H_a}(t).$$

Thus, $\liminf \langle f(t) \rangle \geq a$. Since this holds for every a with $(1-\eta)f_* < a < f_*$, we obtain $\liminf \langle f(t) \rangle \geq f_*$. On the other hand, by definition of f_* , one always has $\langle f(t) \rangle \leq f_*$. Hence $\langle f(t) \rangle \rightarrow f_*$. \square

We now prove that not only does the mean fitness $\langle f(t) \rangle$ converge to f_* , but the fitness distribution also concentrates at f_* , in the sense that the probability that a randomly sampled program has fitness arbitrarily close to f_* , as $t \rightarrow \infty$.

Theorem 6.7 (Under η -locking, the fitness distribution concentrates at f_*). *Assume η -locking and bounded reachable fitness. Then for every $\epsilon > 0$, as $t \rightarrow \infty$,*

$$\sum_{n: |f_n - f_*| < \epsilon} x_n(t) \rightarrow 1.$$

Proof. If $f_* = 0$, then every reachable program has fitness 0, so the conclusion is immediate.

So assume that $f_* > 0$. By Theorem 6.6, $\langle f(t) \rangle \rightarrow f_*$. Fix $\epsilon > 0$. Since reachable fitness is bounded above by f_* , there is no mass on programs with $f_n > f_*$. Therefore

$$\sum_{n: |f_n - f_*| \geq \epsilon} x_n(t) = \sum_{n: f_n \leq f_* - \epsilon} x_n(t).$$

Also,

$$f_* - \langle f(t) \rangle = \sum_n x_n(t)(f_* - f_n) \geq \epsilon \sum_{n: f_n \leq f_* - \epsilon} x_n(t).$$

Hence

$$\sum_{n: |f_n - f_*| \geq \epsilon} x_n(t) \leq \frac{f_* - \langle f(t) \rangle}{\epsilon} \rightarrow 0.$$

This is equivalent to

$$\sum_{n: |f_n - f_*| < \epsilon} x_n(t) \rightarrow 1.$$

□

Corollary 6.8 (Under bounded reachable fitness, the locked trait takes over). *Assume η -locking and bounded reachable fitness. Then*

$$\pi_{\mathcal{L}}(t) \rightarrow 1.$$

Proof. Fix a with $(1 - \eta)f_* < a < f_*$. In the proof of Theorem 6.6, the high-fitness set H_a satisfies $H_a \subseteq \mathcal{L}$ and $\pi_{H_a}(t) \rightarrow 1$. Therefore

$$\pi_{\mathcal{L}}(t) \geq \pi_{H_a}(t) \rightarrow 1.$$

Since always $\pi_{\mathcal{L}}(t) \leq 1$, it follows that $\pi_{\mathcal{L}}(t) \rightarrow 1$. □

Example 6.9 (η -locking can force convergence even when the optimal value is not attained). This next example shows that the theorem does not need a best finite program; it only needs a finite upper bound on reachable fitness.

Fix $0 < \eta < 1$ and consider a spine of programs

$$v_1 \rightarrow v_2 \rightarrow v_3 \rightarrow \dots$$

with fitness

$$f_{v_n} = \frac{n}{n+1}, \quad n \geq 1.$$

From each spine program v_n , send an η fraction of offspring to the first program of a locked ray R_n of the same fitness $n/(n+1)$, and send the remaining fraction $1 - \eta$ to the next spine program v_{n+1} . Along each locked ray R_n , all later transitions have probability 1, and every program has fitness $n/(n+1)$.

This is an example of η -locking with

$$f_* = \sup_n \frac{n}{n+1} = 1,$$

which is not attained by any finite program. Nevertheless, Theorem Theorem 6.6 gives

$$\langle f(t) \rangle \rightarrow 1.$$

So locking does force convergence of mean fitness, even when the best reachable value exists only as a limit along a ray rather than at any finite program.

6.2.1 Fitness convergence need not imply convergence of the program distribution

The convergence theorem is about fitness values, not about the labels of individual programs. At time t , all active mass lies on programs at depth t , so the support of the population distribution moves to a completely new generation at each step. Thus, the probability distribution on Ω does not settle to a fixed distribution in any ordinary sense.

However, we can sometimes define a limiting distribution on the space $\partial\Omega$ of infinite rays $\xi = (n_0, n_1, \dots)$. Indeed, if the population share of every descendant subtree, $\pi_{T_n}(t)$, converges as $t \rightarrow \infty$, then these limits define a distribution on rays. This always happens when fitness is constant, so that evolution along the tree is just a Markov chain, and it can also happen in some examples with non-constant fitness.

In Example 6.9, there *is* such a limiting distribution on rays: it is a delta mass on the infinite spine from the root, rather than on any of the η -locked rays. Similarly, in Example 4.12 the limiting distribution on rays is a delta mass on the all-1 ray. But one can also build examples, for instance by coupling two competing spines with opposite oscillations, where no limiting distribution on rays exists even under η -locking.

6.3 The case of unbounded fitness

Bounded reachable fitness was essential in the convergence theorem above. In the case of unbounded fitness, η -locking does **not** force the population to concentrate on high-fitness programs; instead we may have a substantial fraction of low-fitness programs at any time. We will prove that η -locking still forces the mean fitness to grow to arbitrarily large values along a subsequence of times: $\limsup \langle f(t) \rangle = \infty$, but this may occur with a highly skewed fitness distribution, with a large fraction of programs of low fitness, and a minority of very high fitness. We currently do not know whether η -locking with unbounded fitness also implies that $\liminf \langle f(t) \rangle = \infty$, but in either case, behavior differs substantially the bounded fitness case, where low-fitness programs become negligible with time.

Proposition 6.10 (Under η -locking and unbounded reachable fitness, $\limsup \langle f(t) \rangle = \infty$). *Assume η -locking and*

$$\sup\{f_n : n \text{ is reachable}\} = \infty.$$

Then

$$\limsup_{t \rightarrow \infty} \langle f(t) \rangle = \infty.$$

Proof. Suppose instead that $\limsup_{t \rightarrow \infty} \langle f(t) \rangle < \infty$. Then there exist $M < \infty$ and t_0 such that

$$\langle f(t) \rangle \leq M \quad \text{for all } t \geq t_0.$$

By Lemma 4.1,

$$Z_o(t+1) = \langle f(t) \rangle Z_o(t),$$

so for all $t \geq t_0$,

$$Z_o(t) \leq Z_o(t_0) M^{t-t_0}.$$

Hence

$$\bar{g}_o = \limsup_{t \rightarrow \infty} Z_o(t)^{1/t} \leq M.$$

Now let $B > M$. Because reachable fitness is unbounded, there exists a reachable program n with $f_n > B$. By Lemma 6.4, its locked ray R_n satisfies

$$\bar{g}^{(R_n)} = f_n > B.$$

But $Z^{(R_n)}(t) \leq Z_o(t)$ for every t , so necessarily

$$\bar{g}^{(R_n)} \leq \bar{g}_o \leq M,$$

a contradiction. Therefore $\limsup_{t \rightarrow \infty} \langle f(t) \rangle = \infty$. \square

Example 6.11 (With unbounded fitness, very low fitness can occupy almost a $(1 - \eta)$ fraction). If fitness is bounded and we have η -locking, Theorem 6.7 shows that fitness will concentrate around the optimal reachable value f_* , meaning that a vanishing fraction of further low-fitness programs will be produced. This is not the case if fitness is unbounded: we may have a substantial fraction of low fitness program at any time, despite η -locking. The mechanism is as follows: first, a new unlocked program must appear with such high fitness that it outcompetes all previously-produced locked programs. Second, a substantial fraction of this new high-fitness program's children must have very low fitness.

This point can be seen from a simple spine construction. Let

$$v_1 \rightarrow v_2 \rightarrow v_3 \rightarrow \dots$$

be a spine with fitnesses f_{v_t} growing very rapidly. From each spine node v_t , send an η fraction of offspring into a locked ray of the same fitness, an ϵ fraction to the next spine node v_{t+1} , and the remaining fraction $1 - \eta - \epsilon$ to a zero-fitness child.

If the sequence f_{v_t} grows fast enough, then the fitness of each spine node is so high it outweighs all previously accumulated locked mass. Thus, at time $t + 1$, the zero-fitness descendants of v_t occupy almost a $(1 - \eta - \epsilon)$ fraction of the population, while the locked trait still occupies about an η fraction, nearly all of which comes from v_t 's locked ray. Even though a substantial fraction of nodes have zero fitness, the mean fitness of the population goes to infinity because the locked part sits at fitness comparable to f_{v_t} .

So under unbounded reachable fitness, η -locking need not force the population to concentrate on high-fitness programs at all large times. A substantial low-fitness fraction can keep reappearing even while mean fitness becomes arbitrarily large along a subsequence.

7 Applications to AI alignment

We now consider what the above results do and do not imply for AI alignment. To do so, we need to model how the reproductive fitness of programs relates to their utility to humans. The actual utility of an ensemble of AIs running simultaneously could reflect a complicated interaction of their individual programs. Here we will make the simplifying assumption that the utility of the ensemble is a sum of utility contributions of currently running programs, $\sum_{n \in \Omega} x_n U_n$.

To model the fact that the utility of a program may not be legible to humans even with knowledge of the program's fitness and source code, we treat the utility of a program as a random variable whose law depends on the program's fitness according to a conditional distribution $\mathbb{P}[U_n | f_n]$. For statements about expected utility in this additive model, the full conditional law matters only

through its conditional mean $\mu(f) := \mathbb{E}[U \mid f]$. Indeed, conditioning on the current population state $x(t)$ gives

$$\mathbb{E} \left[\sum_{n \in \Omega} x_n(t) U_n \mid x(t) \right] = \sum_{n \in \Omega} x_n(t) \mathbb{E}[U_n \mid f_n] = \sum_{n \in \Omega} x_n(t) \mu(f_n).$$

The additive model still allows us to model a reasonably wide variety of scenarios. For example, suppose that even a single badly misaligned AI program causes a catastrophe. We can model that with a utility contribution unbounded below, for example $U_n = \log f_n$, which assigns utility $-\infty$ whenever a zero-fitness program appears.

7.1 What fitness convergence does and does not imply

Theorem 6.7 shows that, with η -locking and reachable fitness bounded by a finite value f_* , after sufficient time almost all active programs have fitness close to f_* . But this alone does not guarantee good alignment.

For example, if a single program of fitness 0 causes catastrophe, then even if the distribution of fitnesses converges to a delta at $f_* > 0$, the expected utility may not converge to $\mu(f_*)$. Indeed, even a small chance of a single catastrophic program could make expected utility converge to $-\infty$.

We next show however that if the conditional mean utility $\mu(f)$ is bounded and continuous on the reachable fitness interval, then convergence of fitness does imply convergence of expected utility, even if utility is not a deterministic function of fitness.

Theorem 7.1 (If $\mu(f)$ is continuous and bounded, expected utility converges to its value at f_*). *Assume η -locking and reachable fitness bounded by a supremum f_* . Let $\mu(f) := \mathbb{E}[U \mid f]$ denote the conditional mean utility contribution of a program of fitness f , and assume it is continuous on $[0, f_*]$, hence bounded. Then the conditional expected utility*

$$\bar{U}(t) := \sum_{n \in \Omega} x_n(t) \mu(f_n) \rightarrow \mu(f_*).$$

Proof. By Theorem 6.7, under η -locking and bounded reachable fitness, for every $\delta > 0$,

$$\sum_{n: |f_n - f_*| \geq \delta} x_n(t) \rightarrow 0.$$

Now fix $\varepsilon > 0$. Since μ is continuous at f_* , there exists $\delta > 0$ such that $|f - f_*| < \delta \implies |\mu(f) - \mu(f_*)| < \varepsilon$. Then

$$\begin{aligned} |\bar{U}(t) - \mu(f_*)| &= \left| \sum_n x_n(t) (\mu(f_n) - \mu(f_*)) \right| \\ &\leq \sum_n x_n(t) |\mu(f_n) - \mu(f_*)| \\ &= \sum_{|f_n - f_*| < \delta} x_n(t) |\mu(f_n) - \mu(f_*)| + \sum_{|f_n - f_*| \geq \delta} x_n(t) |\mu(f_n) - \mu(f_*)|. \end{aligned}$$

On the first set, the summand is at most ε . On the second set, since there μ is bounded, there is an M such that $|\mu(f_n)| \leq M$ and $|\mu(f_*)| \leq M$, thus the summand is at most $2M$. Therefore

$$|\bar{U}(t) - \mu(f_*)| \leq \varepsilon \sum_{|f_n - f_*| < \delta} x_n(t) + 2M \sum_{|f_n - f_*| \geq \delta} x_n(t) \leq \varepsilon + 2M \sum_{|f_n - f_*| \geq \delta} x_n(t).$$

The second term tends to 0 as $t \rightarrow \infty$. Hence

$$\limsup_{t \rightarrow \infty} |\bar{U}(t) - \mu(f_*)| \leq \varepsilon.$$

Since $\varepsilon > 0$ was arbitrary, it follows that

$$\bar{U}(t) \rightarrow \mu(f_*).$$

□

7.2 With unbounded fitness, utility convergence need not hold

The bounded-fitness utility theorem above uses the fact that, under bounded reachable fitness, almost all mass eventually lies near a single fitness level f_* . That mechanism is absent when reachable fitness is unbounded.

Indeed, Example 6.11 shows informally that one may repeatedly see a macroscopic fraction of the population at fitness 0, even while another fixed fraction sits on locked rays of arbitrarily large fitness. So in the unbounded setting there is no direct analog of Theorem 7.1 without additional assumptions on either the utility profile $\mu(f)$ or the way mass is distributed across fitness levels. This could have important consequences for alignment: if a persistent fraction of programs have fitness arbitrarily low or even 0, then even the conditional mean utility $\mu(f)$ may become arbitrarily negative or undefined, as in the example $U_n = \log f_n$.

7.3 Deception as a rewarded component of fitness

We now consider a specific scenario for the relationship between fitness and utility, in which fitness depends on both genuine usefulness and evaluator manipulation or deception.

Suppose fitness decomposes as

$$f_n = f_u(u_n) + f_d(d_n),$$

where $f_u(u_n)$ is the contribution coming from genuine usefulness and $f_d(d_n)$ is the contribution coming from utility-unrelated factors such as deception or evaluator manipulation. Write

$$\langle f_u(t) \rangle := \sum_n x_n(t) f_u(u_n), \quad \langle f_d(t) \rangle := \sum_n x_n(t) f_d(d_n).$$

Assume that

$$0 \leq f_u(u_n) \leq f_u^*, \quad 0 \leq f_d(d_n) \leq f_d^*$$

for every reachable node, and that the joint upper bound is reachable in the sense that

$$f_* = f_u^* + f_d^*.$$

This assumption means that reachable programs can approach the two component suprema simultaneously; it does not follow automatically from the separate bounds.

Proposition 7.2 (If usefulness and deception are both rewarded, both are optimized). *Under η -locking,*

$$\langle f_u(t) \rangle \rightarrow f_u^*, \quad \langle f_d(t) \rangle \rightarrow f_d^*.$$

Proof. For every t ,

$$\langle f(t) \rangle = \langle f_u(t) \rangle + \langle f_d(t) \rangle,$$

with

$$\langle f_u(t) \rangle \leq f_u^*, \quad \langle f_d(t) \rangle \leq f_d^*.$$

By Theorem 6.6,

$$\langle f(t) \rangle \rightarrow f_* = f_u^* + f_d^*.$$

If $\langle f_d(t) \rangle$ failed to converge to f_d^* , then along some subsequence it would stay at most $f_d^* - \epsilon$ for some $\epsilon > 0$. Along that same subsequence,

$$\langle f(t) \rangle = \langle f_u(t) \rangle + \langle f_d(t) \rangle \leq f_u^* + (f_d^* - \epsilon) < f_u^* + f_d^* = f_*,$$

contradicting $\langle f(t) \rangle \rightarrow f_*$. So $\langle f_d(t) \rangle \rightarrow f_d^*$. The argument for $\langle f_u(t) \rangle$ is identical. \square

This suggests that, if evolution optimizes fitness, it optimizes all components of fitness. If human judgment contributes directly to reproduction, then appearing useful to humans will itself become a selected trait. Replacing such judgment with objective and human-independent criteria could avoid selection pressure for deception of humans. This would not eliminate reward-hacking, but it would eliminate the specific evolution of a trait that maximizes deception of human evaluators.

8 Discussion

We have proposed a mathematical model of evolution for self-designing AI systems, in which evolution proceeds on a directed tree of possible programs rather than by reversible mutation on a fixed state space. We define *lineage exponents* as a way to characterize the long-term success of a program's descendants, show they can only decrease along descendant paths, and use them to give criteria for when lineages or traits will take over, survive, or die out. Evolution in this model does not necessarily lead to increasing fitness with time, but assuming one of two further conditions it does. The η -preservation condition requires that a fraction at least η of a program's descendants have equal or higher fitness, which could be implemented by having each program suggest itself as a possible descendant. Under η -preservation, the population's arithmetic mean fitness $\langle f(t) \rangle$ need not converge, but its running geometric mean will eventually have a floor of ηf_* , where f_* is the optimal reachable fitness, whether finite or infinite. The η -locking condition is stronger, requiring a fraction η of a program's descendants to be locked copies of the original, that will only ever reproduce themselves. Under η -locking with $f_* < \infty$, the fitness distribution of running programs will concentrate near f_* , but this is not true if $f_* = \infty$.

Our model is extremely simplified compared to the actual likely evolution of self-designing AI systems. We do not model communication between AIs, strategic interaction between lineages, coalition formation, the dynamic responses of AIs to observed human behavior or vice versa. Nor do we allow programs to adapt their descendant-design strategy in response to the current population state. The tree formalism models self-design as essentially one-way, ruling out recombination, merging of codebases, or partial reuse of earlier systems. With those caveats in mind, our model does still suggest some provisional conclusions. We deal with two broad cases: one in which fitness is well matched to utility, and one in which it is only partially correlated.

If fitness is well-matched to utility, it is beneficial for fitness to increase and remain at a high level. The model shows that this is *not* guaranteed; there are possible evolutionary trees for which fitness can decrease to arbitrarily low values. We show however that under η -locking with bounded optimal fitness f_* , the fitness of all running programs will concentrate around f_* . Under η -preservation we have a weaker condition: a substantial fraction of low-fitness programs may appear at any time, and the mean population fitness $\langle f(t) \rangle$ is not guaranteed to converge; its running geometric mean is asymptotically bounded below by ηf_* , but this does not rule out transient dips to low fitness values. In a case of unbounded fitness, population fitness need not concentrate at high values; a substantial number of low or even zero fitness programs may repeatedly appear. A provisional conclusion is

therefore that, if we believe we can accurately estimate the true utility of an AI system, a form of evolution similar to η -locking with bounded fitness could optimize it.

If fitness is not well-matched to utility, then our model serves to emphasize that it is fitness – the number of descendants a program has – rather than utility, that determines the course of evolution. Assuming that one of the conditions holds that results in increasing fitness, we should therefore design the fitness function in a way that is likely to maximize utility while minimizing other negative externalities. For example, if fitness as assessed by a human operator includes contributions from genuine utility plus a contribution from deception, then optimizing fitness will optimize their sum, leading to suboptimal utility and higher deception. If instead fitness is determined by a noisy but automated assessment of utility that does not involve human judgement (such as performance on task benchmarks), then optimizing fitness may still lead to suboptimal utility via “reward hacking”, but this will not specifically promote deception. A provisional conclusion is thus that purely automated assessment may reduce selection specifically for deception of human evaluators.

Several mathematical questions remain open. The most immediate is the unbounded-fitness η -locking case. We showed that $\limsup \langle f(t) \rangle = \infty$, but we do not know whether $\liminf \langle f(t) \rangle$ must also diverge, or whether the mean fitness can repeatedly return to low levels. A second direction is to understand when the evolving population induces a limiting distribution on the end space $\partial\Omega$. In some examples the mass clearly selects a single ray, while in others persistent oscillations may prevent any limiting boundary measure from existing. A third direction is to weaken the locking hypothesis. The present results use a particularly strong hereditary reserve of copies; it would be valuable to know how much of the convergence theory survives under weaker forms of preservation or partial inheritance.

More broadly, the framework suggests a possible approach to studying the potential consequences of recursive self-improvement in AI by adopting tools from the mathematical theory of biological evolution. This theory has a rich literature covering more complex topics such as the evolution of kin altruism (Hamilton 1964; Maynard Smith 1964), and evolutionary game theory that can explain the emergence of cooperation and competition between lineages (Maynard Smith and Price 1973; Maynard Smith 1982), that may be very relevant for understanding more complex phenomena arising from AI evolution. We hope that this paper can serve as a starting point for further work in this direction.

Acknowledgements

I thank Micah Adler for a useful discussion. The author used ChatGPT 5.4 Thinking to brainstorm ideas, write code, help with proofs, and help prepare the manuscript and figures. All AI-generated suggestions were thoroughly verified, modified, and edited by the author. The author takes full responsibility for all content.

9 Appendix 1: Stability of the flattest in biological evolution

This appendix records a continuum calculation that makes the survival-of-the-flattest mechanism explicit in a setting with Gaussian mutation and Gaussian fitness.

Let the state space be \mathbb{R}^d , let mutation be given by the Gaussian kernel

$$q(\mathbf{x} | \mathbf{y}) = \frac{1}{(2\pi\sigma^2)^{d/2}} \exp\left(-\frac{\|\mathbf{x} - \mathbf{y}\|^2}{2\sigma^2}\right),$$

and let fitness be

$$f(\mathbf{y}) = f_0 \exp\left(-\frac{\|\mathbf{y} - \theta\|^2}{2s^2}\right),$$

where $\theta \in \mathbb{R}^d$ is the fitness optimum, σ^2 is the mutation variance, and s^2 is the width of the fitness peak. The evolution operator acts by

$$(\mathbf{A}\phi)(\mathbf{x}) = \int_{\mathbb{R}^d} q(\mathbf{x} | \mathbf{y}) f(\mathbf{y}) \phi(\mathbf{y}) d\mathbf{y}.$$

Proposition 9.1 (Gaussian equilibrium in the spherical case). *There is a Gaussian eigenfunction centered at θ of the form*

$$\phi_*(\mathbf{x}) \propto \exp\left(-\frac{\|\mathbf{x} - \theta\|^2}{2c}\right),$$

where

$$c = \frac{\sigma^2 + \sqrt{\sigma^4 + 4\sigma^2 s^2}}{2}.$$

Its eigenvalue is

$$\lambda = f_0 \left(\frac{s^2}{s^2 + c}\right)^{d/2}.$$

Proof. Take the Gaussian ansatz

$$\phi(\mathbf{x}) \propto \exp\left(-\frac{\|\mathbf{x} - \theta\|^2}{2c}\right).$$

Multiplying by fitness gives another Gaussian:

$$f(y)\phi(y) \propto \exp\left(-\frac{\|y - \theta\|^2}{2r^2}\right), \quad r^2 = \left(\frac{1}{c} + \frac{1}{s^2}\right)^{-1} = \frac{cs^2}{c + s^2}.$$

Convolving with the mutation kernel adds variances, so $\mathbf{A}\phi$ is Gaussian with variance $r^2 + \sigma^2$. For the Gaussian ansatz to be an eigenfunction, this variance must equal c . Thus

$$c = r^2 + \sigma^2 = \sigma^2 + \frac{cs^2}{c + s^2}.$$

Rearranging gives

$$c^2 - \sigma^2 c - \sigma^2 s^2 = 0,$$

whose positive root is

$$c = \frac{\sigma^2 + \sqrt{\sigma^4 + 4\sigma^2 s^2}}{2}.$$

The normalization constants from the Gaussian product and convolution yield the eigenvalue

$$\lambda = f_0 \left(\frac{s^2}{s^2 + c}\right)^{d/2}.$$

□

The interpretation is immediate. The factor f_0 is the raw peak height, while the factor

$$\left(\frac{s^2}{s^2 + c}\right)^{d/2}$$

is the mutation-load penalty. Narrow peaks pay a larger penalty because offspring are more likely to land in low-fitness regions. Broader peaks pay a smaller penalty. In this sense a flatter peak can

dominate even when its maximum fitness is smaller, which is the continuum Gaussian version of survival of the flattest.

- Boudry, Maarten, and Simon Friederich. 2025. "The Selfish Machine? On the Power and Limitation of Natural Selection to Understand the Development of Advanced AI." *Philosophical Studies* 182: 1789–1812. <https://doi.org/10.1007/s11098-024-02226-3>.
- Dawkins, Richard. 1976. *The Selfish Gene*. Oxford: Oxford University Press.
- Dennett, Daniel C. 1987. *The Intentional Stance*. Cambridge, Mass.: MIT Press.
- Eigen, Manfred. 1971. "Selforganization of Matter and the Evolution of Biological Macromolecules." *Naturwissenschaften* 58: 465–523.
- Eigen, Manfred, and Peter Schuster. 1979. *The Hypercycle: A Principle of Natural Self-Organization*. Berlin: Springer-Verlag.
- Elena, Santiago F., and Richard E. Lenski. 2003. "Evolution Experiments with Microorganisms: The Dynamics and Genetic Bases of Adaptation." *Nature Reviews Genetics* 4 (6): 457–69. <https://doi.org/10.1038/nrg1088>.
- Fisher, Ronald A. 1930. *The Genetical Theory of Natural Selection*. Oxford: Clarendon Press.
- Friederich, Simon. 2024. "Symbiosis, Not Alignment, as the Goal for Liberal Democracies in the Transition to Artificial General Intelligence." *AI and Ethics* 4: 315–24. <https://doi.org/10.1007/s43681-023-00268-7>.
- Haldane, J. B. S. 1932. *The Causes of Evolution*. London: Longmans, Green; Co.
- Hamilton, W. D. 1964. "The Genetical Evolution of Social Behaviour. I." *Journal of Theoretical Biology* 7 (1): 1–16. [https://doi.org/10.1016/0022-5193\(64\)90038-4](https://doi.org/10.1016/0022-5193(64)90038-4).
- Hendrycks, Dan. 2023. "Natural Selection Favors AIs over Humans." *arXiv* abs/2303.16200. <https://doi.org/10.48550/arXiv.2303.16200>.
- Lenski, Richard E., and Michael Travisano. 1994. "Dynamics of Adaptation and Diversification: A 10,000-Generation Experiment with Bacterial Populations." *Proceedings of the National Academy of Sciences of the United States of America* 91 (15): 6808–14. <https://doi.org/10.1073/pnas.91.15.6808>.
- Maynard Smith, John. 1964. "Group Selection and Kin Selection." *Nature* 201: 1145–47. <https://doi.org/10.1038/2011145a0>.
- . 1982. *Evolution and the Theory of Games*. Cambridge: Cambridge University Press.
- Maynard Smith, John, and George R. Price. 1973. "The Logic of Animal Conflict." *Nature* 246: 15–18. <https://doi.org/10.1038/246015a0>.
- Price, George R. 1972. "Fisher's 'Fundamental Theorem' Made Clear." *Annals of Human Genetics* 36 (2): 129–40. <https://doi.org/10.1111/j.1469-1809.1972.tb00764.x>.
- Sanjuán, Rafael, José M. Cuevas, Vicenta Furio, Edward C. Holmes, and Andrés Moya. 2007. "Selection for Robustness in Mutagenized RNA Viruses." *PLoS Genetics* 3 (6): e93. <https://doi.org/10.1371/journal.pgen.0030093>.
- Wright, Sewall. 1931. "Evolution in Mendelian Populations." *Genetics* 16 (2): 97–159.