

**What is Human in Judgment? Testing Automation Bias and
Algorithm Aversion Among United States Military Academy
Cadets**

Lauren Kahn

Center for Security and Emerging Technology, Georgetown University

Michael C. Horowitz

University of Pennsylvania

Laura Resnick Samotin

United States Military Academy

April 7, 2026

Abstract

Human judgment has always been central to conflict and escalation, but how will a world of artificial intelligence (AI) change the role of humans in war? As militaries increasingly adopt AI-enabled decision-support systems (DSS), including the United States in the war against Iran, concerns about automation bias—over-reliance on algorithmic recommendations—and algorithm aversion—premature distrust of automated outputs—raise fears that relying on AI too much could increase the risk of error, miscalculation, and accidents. Yet existing evidence on how militaries actually interact with AI remains limited. We test theories about the susceptibility of militaries to automation bias by comparing the results from a survey experiment conducted with 236 cadets at the United States Military Academy at West Point to a demographically similar cross-national public sample. Respondents completed a target identification task and then received advice from either an algorithm or a human analyst and had the opportunity to re-assess their initial identification, allowing direct measurement of automation bias and algorithm aversion. Contrary to prominent concerns, we find that West Point cadets are less prone to cognitive distortion than members of the general public, displaying better calibrated trust in algorithmic decision support systems. While the findings are limited, they suggest that military education and exposure to AI can meaningfully shape how AI influences international politics in matters of war and peace.

Keywords: artificial intelligence, military decision-making, conflict escalation

1 Introduction

International relations theories of war and peace are underpinned by an understanding of human agency and the way human judgment informs decisions about conflict and escalation. Artificial intelligence (AI) could meaningfully alter traditional decision-making pathways for leaders and militaries in ways that impact politics. Understanding how AI will shape how human decision-making is therefore essential to accurately assessing the future of politics and conflict.

The theoretical need to grasp how AI will shape decision-making is especially acute given that militaries worldwide are developing and fielding AI solutions from the boardroom to battlefield, integrating algorithms into areas including predictive maintenance, logistics, disaster relief, nuclear command and control, automatic target recognition in weapons systems, and robotics (Hicks, 2023; King, 2024; Stepanenko, 2025; Lin, 2025; Stokes et al., 2025; Henley, 2026). As militaries integrate AI technologies, they will, for the foreseeable future, still require commanders and operators to exercise human judgment. While militaries such as the United States have national policies to ensure human oversight of the use of force (Department of Defense, 2023; U.S. Mission Geneva, 2016; Goussac and Pacholska, 2016), they are also leveraging AI Decision Support Systems (AI DSS) to speed up targeting processes by delivering information to commanders faster, as the US is in its war against Iran (Manson, 2026). Theories of cognitive bias unique to automated systems—automation bias and algorithm aversion—suggest, however, that military users may over-rely on or prematurely distrust automated outputs in ways that increase the risk of accidents or mistakes, which, in crisis or combat contexts, can have life-or-death consequences (Ding, 2025; Zwetsloot and Dafoe, 2019). There is therefore a strong need to assess how and when militaries are at risk of introducing bias through AI decision-support tools.¹

The combination of increasing autonomy, pervasive computerization, and the opaque,

¹If this is the case, then further aspects of decision-making—including at lower levels of command than international relations theories typically examine—should be taken into account when modeling the outcomes of future crises or wars.

often black-box nature of modern AI systems makes automation bias a prominent concern across both civilian and military domains (Dorsey and Bo, 2025; Bode and Bhila, 2024; Garcia, 2024). However, there is almost no behavioral research on automation bias in military contexts, making it ripe for analysis.

This article compares findings from a survey experiment conducted in May 2025 of 236 cadets at the United States Military Academy at West Point (USMA), with those from a cross-national survey experiment of 702 members of the general public across 9 countries, including the United States (Horowitz and Kahn, 2024). The experiment measures respondents' decision-making in response to assistance from an algorithm or a human analyst during a theoretical military target identification task. By comparing future military officers with members of the public similarly situated in age and education, we can gain analytical leverage on the extent to which automation bias and algorithm aversion are concerns for the military.

The results show that, contrary to the fear that AI DSS in the military domain will necessarily increase the rate of accidents and miscalculation, the rising generation of Army officers, at least in the United States, is more appropriately calibrated to the upsides and risks of AI than demographically similar members of the general public. The results suggest the training current West Point cadets receive in warfighting and high-consequence decision-making, including decision-making with AI, makes appropriate use more likely, though we cannot definitively prove that within the confines of this paper. In what follows, we lay out the background and theory, including the interest in AI DSS among militaries, discuss cognitive factors that influence human-algorithm interaction, present the research design and findings, and conclude by assessing the impact for international politics and future research.

2 Automation Bias, International Politics, and AI Decision Support Systems

International relations theories of war and peace rely on the notion of human decision-making. Whether considering escalation risk and the potential for conflict spirals or the use of military power, decisions by leaders, diplomats, military officers, and others drive continuity and change in world politics (Jervis, 1976; Biddle, 2004). Existing research shows how many factors influence use of force decision-making, including institutional constraints (Trumbore and Boyer, 2000; Monten and Bennett, 2010), group psychology (Janis, 1982; Herek et al., 1987; Kertzer et al., 2022), cognitive biases and rationality (Williams, 2010; Stein, 2017), educational and personal background (Biddle et al., 2023), and even emotions (Zilincik, 2022; McDermott, 2026).

However, the environment in which decision-makers—particularly military decision-makers in technical fields, such as target assessment—operate is changing as AI-driven technologies are introduced (Tolcott, 1992). This raises the question of how human judgment over the use of force functions as AI and automated systems increasingly shape the battlefield and decision environments. AI DSS are a key potential use case for militaries applying AI on the battlefield. AI DSS consist of “a class of algorithms that provide calculations to solve complex problems or improve task performance, and can suggest solutions that can either be accepted or rejected by a human expert” (Frame et al., 2023). AI DSS are already being used across sectors, from medicine to aviation. In military contexts, these systems are designed to leverage advances in sensing, data fusion, and machine learning to support human commanders in navigating complex battlefields (Wright et al., 2025; Daniels, 2021).

Most military AI DSS are still in the research and development phases, but some are now being fielded. Military AI DSS can currently assist with tasks including situational awareness, pattern detection and prediction, course-of-action generation, enabling functions such as identifying friendly and adversary forces, routing forces, allocating logistics, collecting

intelligence, and prioritizing medical care (Frame et al., 2023; Probasco et al., 2024a). In Israel’s operations in Gaza, the Israeli Defense Force has controversially used AI DSS Gospel and Lavender to generate targeting recommendations and search extensive databases of suspected combatants.² Likewise, in the Russia-Ukraine war, Ukraine uses AI DSS such as Delta, GisArta, and Kropyva to consolidate and query large volumes of battlefield sensor data and provide algorithmically-derived recommendations (Ministry of Defense of Ukraine, 2025; Zikusoka, 2023).

The United States’ Maven Smart System (MSS), named after the Pentagon’s initial flagship AI initiative, Project Maven, uses computer vision, machine learning, and data integration to facilitate accurate target identification. Prior to 2026, American units such as the 18th Airborne Corps used MSS to reduce the time needed to accurately target by a factor of 100 with only twenty personnel, achieving performance comparable to Operation Iraqi Freedom’s time-critical targeting cell, which required over two thousand support staff to function effectively (Probasco, 2024). In the US-Israel war against Iran, US Central Command has reportedly used MSS extensively to speed the targeting cycle, quickly and automatically getting information to senior commanders for decision in minutes that used to take hours or days. AI DSS is a key part of how the U.S. has been able to attack thousands of Iranian targets in a short period of time (Manson, 2026).

Military interest in adopting AI DSS raises questions about their appropriate use given the risks of automation bias and algorithm aversion. Automation bias is the “tendency [for human operators] to over-rely on automation” (Goddard et al., 2012). Individuals exhibiting automation bias demonstrate cognitive offloading, or overdelegation to automated systems, reducing active monitoring of both system performance and the task at hand relative to what is warranted given the accuracy of the technology or importance of the task. In doing

²The specific controversies surrounding Israel’s use of AI DSS are beyond the scope of the paper. It appears, however, initial reporting that Lavender would generate potential targets and human operators would only have seconds to make decisions on a strike, increasing the chance of errors, was likely incorrect. Instead, the confidence levels accepted by human commanders when identifying potentially valid targets were too low, which is less a function of the DSS’s accuracy and more a matter of Israel’s established rules of engagement (Dwoskin, 2024).

so, they place disproportionate trust in the system’s recommendations, treating them as a “heuristic replacement of vigilant information seeking and processing” (Goddard et al., 2012; Skitka et al., 1999; Mosier and Skitka, 1996; Kreps et al., 2023). This occurs as users attribute decision-making capabilities to the system beyond its intended design parameters and, in more severe cases, even favor its recommendations despite contradictory evidence (Kreps et al., 2023). Automation bias typically manifests in two forms: errors of omission, in which users fail to act because the automation issued no alert; and errors of commission, in which users act on incorrect or inappropriate guidance from the automation (Goddard et al., 2012).

Algorithm aversion is the phenomenon where individuals reject algorithmic or automated recommendations in favor of their own judgment (Mahmud et al., 2022; Jauernig et al., 2022). Algorithm aversion can occur even when users have evidence the algorithm would be more reliable than alternatives. Algorithm aversion can undermine the justified confidence users should have in AI given proven performance and transparency (Puscas, 2023; Horowitz and Scharre, 2021; Shoker, 2023).

Automation bias and algorithm aversion are therefore core challenges to the effective, safe, and responsible use of AI in military and security contexts. Given that AI errors, at present, often manifest as plausible but false outputs rather than obvious failures, there is greater emphasis on automation bias than on aversion. This is reinforced by research on the psychology of error perception, which has consistently found that harmful inaction is perceived to warrant less blame and moral scrutiny than harmful actions, even when outcomes are equivalent (Yeung et al., 2022; Spranca et al., 1991; de Vaal, 1996). However, algorithm aversion can be equally as harmful in practice. When the USS Vincennes shot down Iran Air Flight 655 in 1988, the AEGIS Combat System correctly identified the aircraft as a civilian airliner, but the crew rejected this output, substituting an incorrect judgment under extreme stress. (Kahn et al., 2024) This is also reflected in leading international normative efforts surrounding military AI, such as the *Political Declaration on Responsible Military Use*

of Artificial Intelligence and Autonomy (Pol, 2023), endorsed by nearly 60 countries as of October 2024 (Vincent, 2024), and the United Nations Lethal Autonomous Weapons System Group of Governmental Experts (LAWS GGE) under the United Nations Convention on Certain Conventional Weapons (CCW) framework, both of which treat addressing automation bias as a central normative principle and an actionable safety measure. Provision G of the Political Declaration, for instance, urges that “States should ensure that personnel who use or approve the use of military AI capabilities are trained so they sufficiently understand the capabilities and limitations of those systems in order to make appropriate context-informed judgments on the use of those systems and to mitigate the risk of automation bias,” while the May 2025 provisional text of the LAWS GGE includes the directive to “implement measures to detect, correct or mitigate, as much as possible, automation bias” (Group of Governmental Experts on Emerging Technologies in the Area of Lethal Autonomous Weapons Systems, 2025).

Despite understanding of the importance of automation bias and algorithm aversion, they remain under-theorized and insufficiently tested with regard to military AI DSS (Kahn et al., 2024). States are still grappling with techniques and working to develop methodologies, policies, and technical practices that are most effective at mitigating automation bias. Some scholars warn that integrating AI DSS into militaries, if not done properly, risks shifting operators from active decision-makers to passive recipients of algorithmic output, leading to biased choices that could increase the risk of accidents and miscalculation at the tactical and operational levels (Dorsey and Bo, 2025; Bode and Bhila, 2024; Probasco et al., 2024b; Garcia, 2024). Doing so, several argue, could potentially erode appropriate human judgment in sensitive military tasks such as targeting, even undermining compliance with international humanitarian law (Goussac and Pacholska, 2016). This concern is frequently projected onto the DSS as the technological artifact responsible, though it is more accurately a reflection of human error, unless human-designed standard operating procedures instruct operators to implement algorithmic recommendations without critical thinking (Dorsey and

Bo, 2025). Previous research demonstrates that the quality of advice, specifically the accuracy rate of DSS, significantly influences automation bias. Lyell and Coiera (2016) reported that a systematic review of automation bias research consistently found that “participants made significantly more AB [automation bias] errors when assisted by automation that was constantly highly accurate compared to automation that varied between high and low accuracy.” Paradoxically, this suggests that higher algorithmic accuracy increases the likelihood of automation bias since automation bias is primarily a human factors and training issue, rather than a direct result of imperfect technology. It can be mitigated by making operators aware of system limitations, such as when a system’s accuracy fluctuates across scenarios and thus requires active monitoring.

Given the increasing prevalence of AI DSS in military contexts and the potential consequences, understanding the extent to which military officers are susceptible to automation bias and algorithm aversion is important. The literature above suggests that military officers may be particularly subject to automation bias for several reasons. First, the need to accelerate decision-making on an increasingly automated battlefield could lead officers to delegate decision-making authority to AI DSS, even if such systems are known to introduce errors. This is relevant when countries are preparing for conventional combat operations, given that major powers such as the United States, China, and Russia are experimenting with integrating AI DSS into their command structures, thereby decreasing their sensor-to-shooter timelines (Adler, 2025). Second, military officers with an acute understanding of their own limitations and capabilities on an increasingly high-speed battlefield might over-rely on machine systems that promise greater accuracy, while ignoring signs of those systems’ limits.

Third, the average military officer may not have the training, knowledge, and context in AI necessary to understand AI risk at a technical level, thereby increasing the likelihood of automation bias, especially when using AI DSS. As a proxy for military officers, we rely on a sample of USMA cadets, which we justify in greater detail below. If military officers

are more prone to automation bias, we should see the following:

H1: USMA cadets will exhibit higher levels of automation bias than a comparable general public sample.

On the other hand, USMA cadets are AI natives; not only are they from a demographic group more likely to have significant experience with AI (though that would also be true of similarly situated members of the general public), but military training itself may make automation bias less likely. Unlike most colleges and universities, even those cadets not on an engineering track are introduced to military technologies, decision-making principles, and the notion of responsible use in general, to ensure they can effectively employ them in the military (Grazier, 2025). Everyone from English majors to political science students becomes familiar with defense capabilities during their time at West Point, as they will all commission as second lieutenants in the Army after graduation. Given their set career trajectory, they have inherent incentives to ensure they can correctly use the types of technologies that are being deployed on the battlefield without falling prey to biases, as they can reasonably expect to have to use those technologies in life-or-death combat situations during the course of their careers.

Additionally, one of the core pillars of education at USMA is the integration of AI into learning and a dedicated effort to familiarize cadets with the fundamentals of the technology and various AI applications (United States Military Academy, 2025). West Point has an AI curriculum which “provides cadets with a structured, progressive pathway from foundational concepts to applied expertise. All cadets develop core skills in human–machine teaming, partnering with AI and computing tools in responsible ways that enhance their ability to learn, solve problems, and think critically” (United States Military Academy, 2025). For example, the 2024-2025 academic year theme was “The Human and the Machine: Leadership on the Emerging Battlefield,” designed to “delve into the intricate relationship between human agency and technological innovation in contemporary warfare,” exploring “how leaders may effectively navigate the complexities of modern battlefields, where technological disruptions

and advancements in autonomous systems, artificial intelligence, and cyber technologies are reshaping conflict dynamics” (United States Military Academy, 2024). If military officers are less prone to automation bias, we should see the following:

H2: USMA cadets will exhibit lower levels of automation bias than the general public.

Whether USMA cadets have higher or lower levels of automation bias than the general public depends on the accuracy of the theoretical expectations of scholars of military AI decision support systems versus expectations derived from military training protocols. Unlike automation bias, where the direction of the effect is uncertain, algorithm aversion allows for a cleaner prediction. Whether cadets over-trust AI (H1) or are appropriately calibrated (H2), military training’s emphasis on reliance on decision-support systems should suppress aversion in either case. In the case of H1, overtrust in AI precludes aversion toward it—here the two constructs do move inversely. But in the case of H2, appropriate calibration does not imply greater aversion; cadets should simply use AI as intended. This is because automation bias and algorithm aversion are conceptually distinct—high automation bias necessitates low algorithm aversion, but the absence of bias does not necessarily produce it. In all cases therefore, whether they are overconfident in AI or appropriately calibrated, they should have lower levels of algorithm aversion than the general public.

H3: USMA cadets will exhibit lower levels of algorithm aversion than a comparable general public sample.

3 Research Design

To test the extent to which military officers are susceptible to automation bias when using AI DSS, relative to the general public, we compare a scenario-based survey experiment conducted with West Point cadets to one conducted with members of the general public. The West Point experiment was fielded in May 2025. The cadets were all enrolled in SS307, the introductory international relations course at West Point; as a mandatory course corps-

wide, this ensured that we surveyed a representative cross-section of USMA cadets, not limited by field of interest or study. The course director emailed cadets to request voluntary participation in the study.

Out of the 529 cadets contacted via email to participate in the study, 236 (44.6%) completed the survey. To incentivize participation, the course director offered bonus points for survey completion, totaling 0.1% of available points in the course. The survey took a median of 12 minutes to complete. Prior research shows that surveying West Point cadets can generate analytical leverage on questions surrounding military decision-making for several reasons (Jost et al., 2022; Brooks et al., 2022; Dempsey, 2009). First, the U.S. Army overwhelmingly selects military leaders from West Point graduates, meaning they are more likely to represent future senior military leaders. Second, as explained above, the cadets receive AI-specific training. Third, all cadets go through Cadet Basic Training and other functional military training, differentiating them from the general public. The official West Point Military Program from the Department of Military Instruction describes the goal of the training as “to instill in Cadets the foundational military competencies necessary for leaders to fight and win our Nation’s wars,” and all cadets take classes such as “Introduction to Warfighting” (United States Military Academy, 2025, p. 8).

We compare the West Point sample with an identical experiment previously run on the general public, using a subsample of Horowitz and Kahn (2024)’s representative sample of 9,000 adults from the United States, France, Australia, Japan, South Korea, Sweden, and the United Kingdom, as well as urban adults from China and Russia. We constructed a demographically matched sample of the general public for comparison with the West Point sample. Given that all West Point cadets surveyed were, by default, enrolled in university, we restricted the general public sample to respondents who reported having attended university. Additionally, given a maximum age of twenty-five for the West Point cadets, we likewise restricted the general public sample to individuals aged twenty-five or younger at the time of surveying, consistent with prior research showing that age is highly—and variably—

correlated with openness to technologies and their use, particularly AI (APY, 2025; Kennedy et al., 2025; Zhang and Dafoe, 2019; Horowitz and Kahn, 2021). The resulting demographically aligned sample of the general public consisted of 702 respondents.

We contrast the general public and West Point cadets for three reasons. First, comparing West Point cadets to the general public helps illustrate the extent to which concerns about automation bias in the general public are applicable to the military. Second, the comparison helps us start to identify the remediable and immediately addressable factors influencing automation bias for enhancing accurate use of AI systems, specifically AI DSS, in national security contexts among members of the armed services. Third, because we are comparing a subset of the general public with the West Point sample, the extent to which the general public might represent a proxy for elites is less important (Kertzer and Renshon, 2022; Kertzer, 2022; Tetlock, 2009; Tomz and Weeks, 2013).

The original survey was conducted in 2022, with the West Point survey conducted in 2025. Though these are three years apart, they are appropriate for comparison for the following three reasons. First, the ability to respondents to complete the task does not change across the time period, because the airplane identification task, the core of the experiment, is static and not dependent on technological knowledge. Second, while LLMs are in the news and dominate AI conversations in elite populations, it's less clear there has been substantial change among the average person, especially outside the United States. Third, the most important different between the West Point and general public samples has to do with the training that the West Point cadets get, which does not skew the results of the general public sample in any way from being older. Even if over time knowledge of AI has grown a bit, the average person would still be in the early stages of knowledge from a Dunning-Kruger perspective, meaning we would not expect anything different today from a general public sample (Horowitz and Kahn, 2024). After all, most people use AI today without realizing it (Maese, 2025). Thus, there are not any systematic bias reasons that mean we cannot compare the two samples.

3.1 Survey Design

The experiments use a within-subject, pre–post design in which each participant’s decisions were observed before and after exposure to experimental treatments. At the outset, respondents were instructed on the nature of the task: a pattern-recognition exercise that required making determinations of whether a given aircraft belonged to their country’s military or to that of an adversary based on three specified identifying features (wing taper, wing tip shape, tail shape). An example of the exercise is visible in supplemental materials A.1 and A.2. Respondents then completed five initial practice trials with no time pressure, no image obfuscation, and immediate feedback provided on the accuracy of the identification to ensure the task was understood and to establish a personalized baseline of task performance.

Participants then advanced to the experiment, where they completed a total of ten randomized aircraft classification scenarios. The first five were comparatively easier, followed by five of greater difficulty. Classification scenarios were defined by time constraints (either 10 or 7 seconds) and varying levels of feature obscuration (partial or full) to increase cognitive load, task complexity, and uncertainty. In each case (except for the more challenging levels in which one of the three distinguishing features was entirely obscured) respondents received sufficient visual information to allow for an accurate and verifiable identification.

In each scenario, respondents made an initial classification and were then presented with a decision aid—DSS—framed as a team member offering a recommendation. After receiving the recommendation, respondents were reminded of their initial identification and could either confirm their initial identification or revise it (see supplemental materials A.3 for an example), except in the control condition, in which no post-identification recommendation was given. In these instances, respondents were advised that their team was unable to reach them and were not provided an opportunity to revise their identification.

The DSS was described either as an AI or a human analyst, with respondents told the extent of the prior testing and training of the system. High-confidence treatments were said to have “undergone extensive testing and training to identify airplanes under these

conditions,” whereas low-confidence versions were described as “still undergoing testing and being trained to identify airplanes under these conditions.”

The experiment employed a two-by-four factorial structure with a control, yielding nine total conditions. The source of the recommendation (human vs. algorithm) and the confidence level (high vs. low) were crossed, and in addition, the correctness of the recommendation (friendly or enemy aircraft) was randomized. The nine possible treatment conditions were as follows:

1. Human analyst low confidence (accurate)
2. Human analyst high confidence (accurate)
3. AI algorithm low confidence (accurate)
4. AI algorithm high confidence (accurate)
5. Human analyst low confidence (inaccurate)
6. Human analyst high confidence (inaccurate)
7. AI algorithm low confidence (inaccurate)
8. AI algorithm high confidence (inaccurate)
9. No identification suggestion

After the ten scenario exercises, respondents subsequently answered a series of questions about their experience and familiarity with, knowledge of, and trust in AI and its applications, along with basic demographic information.

3.1.1 Dependent Variables

Unless otherwise noted, the dependent variable in the analyses below is a binary variable measuring whether a respondent “switched” their identification after interacting with the DSS (1 if post-treatment identification was different from the initial identification, 0 otherwise).

3.1.2 Independent Variables

The experiments use a standardized measure of a respondent’s overall “AI background,” designed to capture varying dimensions and levels of knowledge, familiarity, and experience with AI in line with existing research on potential factors influencing automation bias (Horowitz and Kahn, 2024; Parasuraman and Colby, 2014; Schepman and Rodway, 2020; Chong et al., 2022). For the West Point sample, we collected demographic data alongside batteries of questions assessing respondents’ exposure to, interactions with, and sentiments toward AI technologies. To operationalize these sub-indices, we relied on validated questions that capture distinct but related dimensions of respondents’ relationship to AI, namely:

AI Knowledge – Factual understanding of AI concepts and underlying technology, and measured using performance on two AI knowledge “quiz” questions.

AI Familiarity – Exposure to and engagement with AI in public and interpersonal discourse; measured using a scale of how familiar respondents were with AI, based on whether they had heard about AI from friends or family, read about AI in the news, from other avenues, or not at all.

AI Experience – Direct interaction with AI-based tools in practical day-to-day use and in formal educational or professional contexts. This subindex has three subcomponents:

1. whether the individual had some degree of coding or programming experience;
2. whether the respondent had used specific applications and viewed them as employing AI; and
3. whether they have an advanced degree in engineering/STEM.

The AI experience index differs slightly from the subindex generated in Horowitz and Kahn (2024), which did not include degree type. Given that all respondents in the West Point sample had some university experience by default, and the general public sample was constructed to include those with university experience, we also included major/degree type as a contributing factor in the updated experience index.

AI Background – An index aggregating knowledge, experience, and familiarity with AI. Knowledge, experience, and familiarity were each weighted equally ($\frac{1}{3}$ each). In the initial Horowitz and Kahn paper 2024, experience and familiarity were each weighted at $\frac{2}{5}$, while knowledge was weighted at $\frac{1}{5}$ because the knowledge questions were difficult for respondents, with only 25 respondents out of 9,000 (0.28%) answering them correctly in the original study (Horowitz and Kahn, 2024). By contrast, among the West Point cadet sample, 33 respondents (13.98%) answered both AI knowledge quiz questions correctly. Accordingly, we adjusted the scale to account for this increase.

All indices were normalized and (re)constructed identically for the West Point cadets and the demographically matched general-public sample, in line with the methodology described above. The specific survey questions and batteries used to comprise these indices are available in the supplemental materials.

4 Results

4.1 Population Differences

Tables 1 and 2 and Figure 1 below reports summary statistics for the general public sample and the West Point cadets (correlation matrices for each population sample are available in supplemental materials as tables A.4 and A.5). As each respondent completed ten identification tasks, we report statistics at the task level rather than aggregating by respondent, thereby increasing the observation count by a factor of ten, though we statistically control for individual differences in our tests. The results are consistent whether we aggregate by respondent or not.

In both samples, age distributions are nearly identical at 22 years, reflecting the restricted comparison set constructed for this study and validating the methodology employed to identify the general public sample. However, as expected given the institutional composition of the U.S. service academies, the West Point cadet sample shows a pronounced gender

imbalance towards males (72%), compared with the general-public sample (43%).

Table 1: Descriptive Statistics (Comparable General Public)

Statistic	N	Mean	St. Dev.	Min	Max
Sex (Female = 1)	6,980	0.57	0.49	0	1
Age	7,020	22.07	2.00	18	25
Education in Stem	7,020	0.36	0.48	0	1
Practice Round Accuracy	7,020	0.52	0.25	0.00	1.00
Received a High Confidence Treatment	7,020	0.45	0.50	0	1
Received a Low Confidence Treatment	7,020	0.44	0.50	0	1
Received an AI Algorithm Treatment	7,020	0.45	0.50	0	1
Received a Human Analyst Treatment	7,020	0.44	0.50	0	1
Switched Identification After Treatment	6,254	0.23	0.42	0	1
AI Background Index	7,020	0.25	0.14	0.00	0.75
Experience in AI Index	7,020	0.29	0.17	0.00	0.75
Perceived AI Usage	7,020	0.43	0.29	0.00	1.00
Programming Experience	7,020	0.35	0.34	0.00	1.00
Familiarity in AI Index	7,020	0.20	0.18	0.00	1.00
Knowledge in AI Index	7,020	0.27	0.21	0.00	1.00
Trust in AI	6,010	0.59	0.13	0.11	0.93

4.2 Comparing Views of Artificial Intelligence

We begin by assessing background and trust in AI among West Point cadets and the comparable general public sample. Across each index, West Point cadets scored statistically significantly higher than the comparable general public sample ($p < 0.001$ for every comparison, see A.1 in the supplemental materials).

The cadets’ mean AI Background Index is 0.41 compared to 0.25 as presented by the sample of the general public, and their AI Knowledge score is nearly twice as high. Cadets likewise have greater levels of experience and familiarity with AI and are substantially more likely to possess a STEM-related educational background.

Table 2: Descriptive Statistics (West Point)

Statistic	N	Mean	St. Dev.	Min	Max
Sex (Female = 1)	2,350	0.28	0.45	0	1
Age	2,360	22.77	0.96	21	26
Education in Stem	2,360	0.59	0.49	0	1
Practice Round Accuracy	2,360	0.77	0.23	0.00	1.00
Received a High Confidence Treatment	2,360	0.44	0.50	0	1
Received a Low Confidence Treatment	2,360	0.44	0.50	0	1
Received an AI Algorithm Treatment	2,360	0.44	0.50	0	1
Received a Human Analyst Treatment	2,360	0.44	0.50	0	1
Switched Identification After Treatment	2,072	0.14	0.35	0	1
AI Background Index	2,360	0.41	0.15	0.00	0.90
Experience in AI Index	2,360	0.38	0.16	0.00	0.75
Perceived AI Usage	2,360	0.58	0.28	0.00	1.00
Programming Experience	2,360	0.42	0.30	0.00	1.00
Familiarity in AI Index	2,360	0.32	0.21	0.00	1.00
Knowledge in AI Index	2,360	0.53	0.28	0.00	1.00
Trust in AI	2,210	0.61	0.14	0.18	0.93

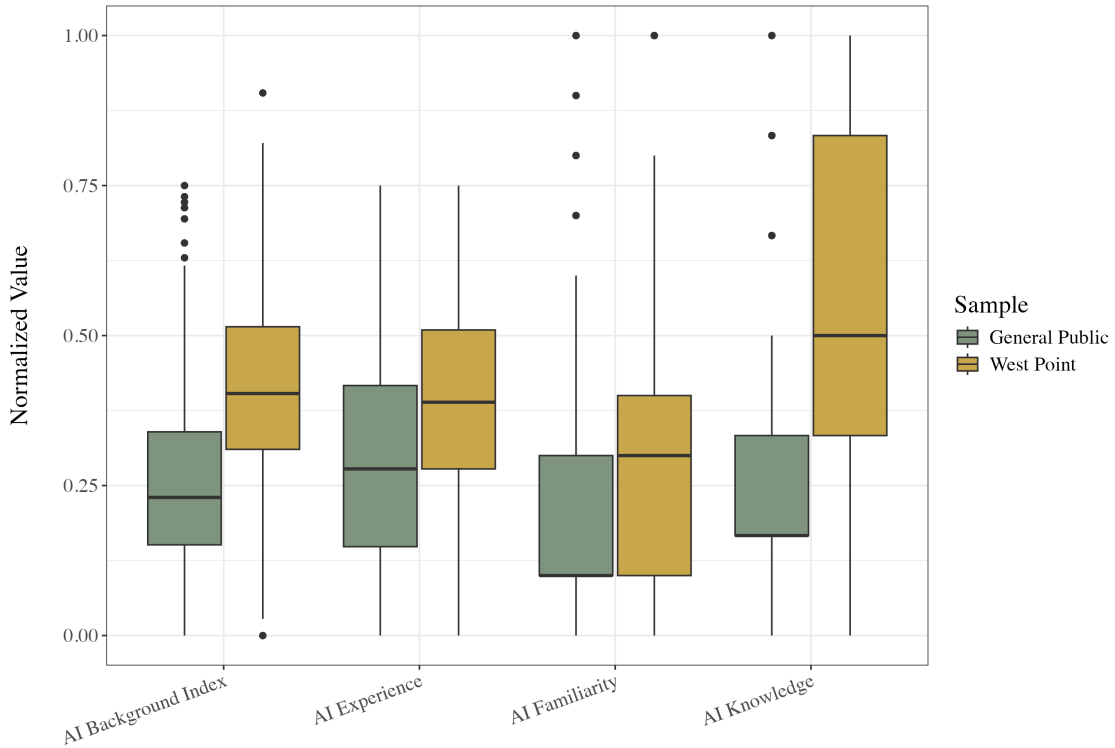


Figure 1: AI Indicator Values, By Sample

Figure 1 further illustrates these differences, with the West Point sample exhibiting higher median and, often, much higher minimum values across each AI-related index. The cadets thus entered the experiment with systematically stronger AI-related backgrounds than the general public. Some of the variation and increase across all vectors in the 2025 West Point cadet sample is undoubtedly due to the greater exposure to and much greater degree of commonality and use of AI tools since the fielding of the original survey experiment in 2022. For example, OpenAI’s ChatGPT (which was released after general public survey was fielded) had a weekly user base of over 800M as of December 2025 (Perez, 2025).

Crucially, in the context of Horowitz and Kahn (2024)’s findings that automation bias follows a Dunning-Krueger-like pattern across AI background experience levels (Sanchez and Dunning, 2018), the West Point population starts further along the curve towards accurate calibration than the comparable general public sample. These findings even before assessing the experimental results suggest some initial support for hypothesis 2 and hypothesis 3, given the way greater knowledge and education about AI should decrease the potential for automation bias and for algorithm aversion.

In addition to respondents’ overall knowledge, familiarity, and experience with AI, we also measured their trust in AI (Chong et al., 2022; Aquilino et al., 2025; Dramsch et al., 2025; Orbán and Stefkovics, 2025), using a reconstructed version of the AI trust battery developed by Horowitz and Kahn (2024). Measuring trust helps identify baseline susceptibility to automation bias.

The trust battery consists of seven statements that assess respondents’ trust in artificial intelligence and AI-enabled systems. The statements are drawn from the top three factor-loaded items from both the positive and negative subscales of an AI-specific attitudinal index adapted from the Technology Readiness Index 2.0, a validated framework for measuring perceptions of new technologies (Parasuraman and Colby, 2014; Lam et al., 2008; Schepman and Rodway, 2020). Figure 2 shows the differences in AI net perceptions for each population sample across these seven statements.

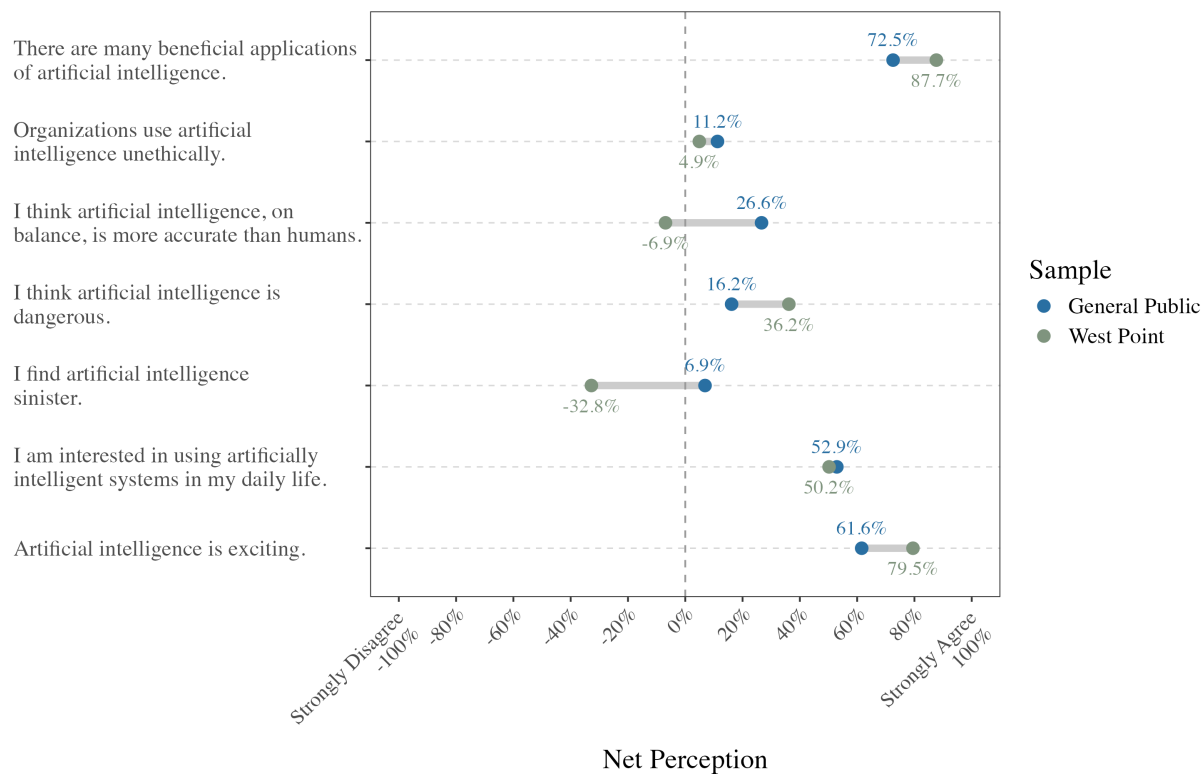


Figure 2: Views of AI, By Sample

Net perception is the percentage of respondents who agree minus the percentage who disagree, with values ranging from -100 (uniform disagreement) to $+100$ (uniform agreement) (e.g., if 70% disagree, and 50% agree, net perception is -20%). Further granularity, including the breakdown of each sample’s responses to these statements, is available in figures A.6 and A.7. Overall, neither sample is uniformly overwhelmingly positive nor negative about AI. Both West Point cadets and the general public are open to using AI: each group shows relatively strong interest in using AI applications in daily life, with net agreement just over 50%. West Point cadets are especially positive about the potential benefits of AI. They report even higher net agreement than the general public that there are many beneficial applications of artificial intelligence (87.7% compared to 72.5%), and are more likely to find AI exciting (79.5% versus 61.6%).

However, these relatively positive views of West Point cadets are tempered by concerns

about AI’s limitations. West Point cadets also express more caution than the general public about AI, particularly regarding AI’s accuracy and the potential dangers associated with its use. For example, cadets are much less likely to describe AI as “sinister” (−32.8% net disagreement, versus the public’s 6.9% net agreement), and they are considerably more likely to worry about the dangers of artificial intelligence (36.2% of cadets versus 16.2% of the public). Cadets’ skepticism appears grounded in concerns about how AI is implemented, its real-world consequences, and whether it can reliably outperform humans, rather than by attributing malice to the technology itself. This is reflected in their net disagreement (−6.9%) that AI is more accurate than humans, a sharp contrast to the general public’s clear net agreement (26.6%). These findings underscore that while both populations are receptive to AI’s promise, West Point cadets maintain a distinctly more cautious and critical perspective than their non-military peers. This is the opposite of what the AI DSS literature focused on military AI adoption risks would suggest, and provides more support for hypothesis 2.

While the causal mechanism is beyond the scope of this paper, it is possible that West Point cadets may be following best practices for addressing automation bias, given the training they receive, making them more accurately calibrated when it comes to the opportunities and risks surrounding AI use (Kupfer et al., 2023; Kahn et al., 2024). Research on automation bias shows that the most effective design tactics for mitigating automation bias are those that actively promote critical engagement with, and independent verification of, algorithmic outputs (Romeo and Conti, 2025). In contrast, simplistic and cognitively demanding explanations can make misplaced trust more likely, especially among groups with low levels of AI background.

4.3 Switching Judgments In Response to Decision Support Systems

We now assess differences between the samples using the primary dependent variable explained above: rate of switching. Figure 3 presents the mean switching rate for respondents across the samples and treatment conditions without any control variables.

Across the control and treatment conditions in both the general public and West Point samples, respondents were most likely to change their original identifications when the DSS was described as an AI algorithm, and more so in the high-confidence condition. Conversely, the low-confidence human analyst treatment consistently yielded the lowest response-switching frequency, suggesting an overall bias towards automation. Switching occurred at consistently higher rates among the general public sample across all treatment conditions. West Point respondents exhibited statistically significant (at the $p < 0.001$ level) lower baseline switching behavior at nearly half the rate (0.065 vs. 0.116), suggesting greater reluctance to revise decisions regardless of the treatment.

Overall, differences within the general public subsample across treatment conditions were not statistically significant, showing relative insensitivity to both the AI-versus-human distinction and confidence-level manipulations. For the broader public sample which includes all age and education categories, those differences are statistically significant, with switching especially more likely in the high-confidence treatment condition (Horowitz and Kahn, 2024). Descriptively, for the sample, mean switching rates were slightly higher for AI conditions (0.121) than human conditions (0.111), while high- and low-confidence conditions showed virtually no difference (0.117 vs. 0.114).

In contrast, while the West Point cadets exhibited much lower overall switching rates than the general public, they showed clear sensitivity to the confidence treatment rather than to whether systems were AI- or human-based. Specifically, cadets switched nearly twice as often in high-confidence conditions (0.085) compared to low-confidence conditions (0.046), a statistically significant difference ($p < 0.001$). In contrast, the difference between AI conditions (0.065) and human conditions (0.061) was marginal and not statistically significant. These findings align with the way the USMA seeks to train cadets so they can achieve justified confidence, that is, to be properly calibrated so their expectations of an AI system's accuracy match the reality of the accuracy of the system (United States Military Academy, 2025; Hill Jr. and Milligan, 2024).

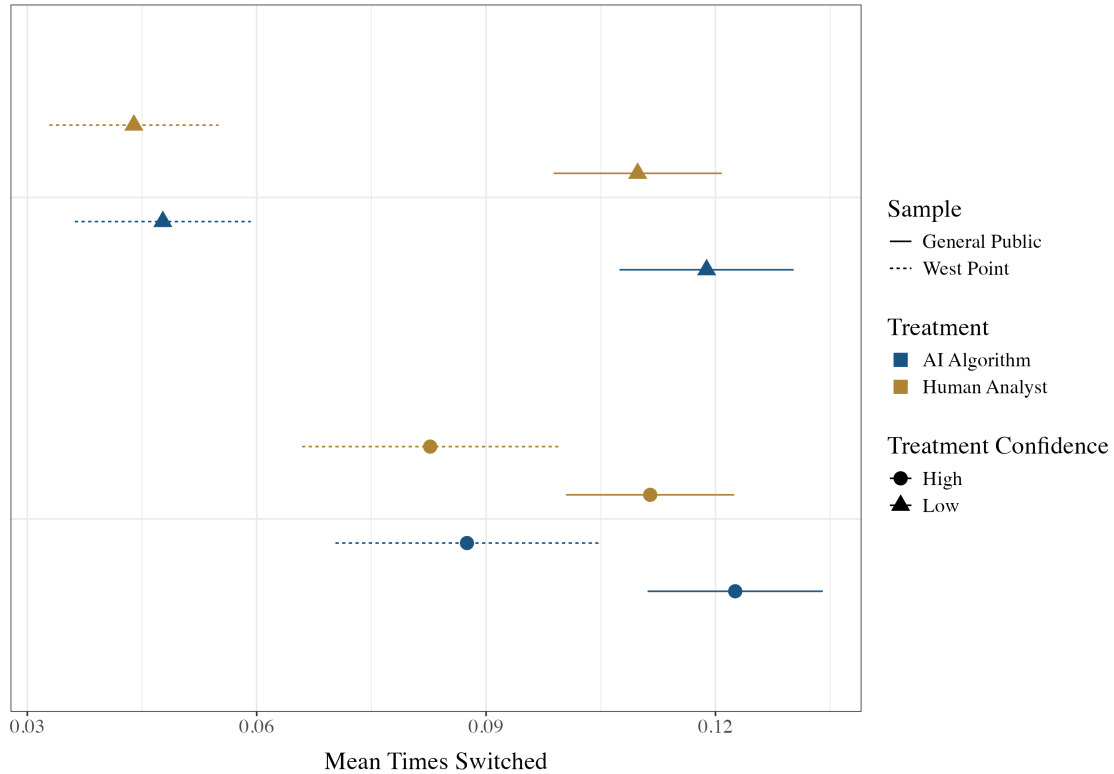


Figure 3: Switching Rate Across Samples and Experimental Conditions

Taken together, the switching patterns and the trust battery responses show that West Point cadets more strongly respond to signals of justified confidence, such as the degree of training, error rates, or the extent of test, evaluation, verification, and validation (TEVV), rather than just the type of decision-support system, than relatively similar members of the general public. This provides additional support for hypothesis 2 and hypothesis 3.

4.4 Evaluating Task Accuracy Across Samples

Switching behavior and the trust battery provide insight into general trends regarding openness to AI, the approaches of these two samples to using AI, and how they might affect the prevalence of automation bias, but they do not capture the actual consequences that result from the occurrence of automation bias. To evaluate how reliance on decision aids affected actual outcomes, we now examine task accuracy. The analysis above is agnostic to the accuracy of the treatment suggestion due to the randomized experimental conditions,

some of which made it impossible for respondents to accurately determine the right answer. We now focus on respondent accuracy at the airplane identification task.

To test for automation bias, we filtered for instances in which participants received an AI treatment that contradicted their initial identification and subsequently switched their identification to align with the recommendation of the treatment. The analysis was limited to rounds of “easier” difficulty in which respondents could visually confirm the correct answer by pattern matching against the provided guide. In more difficult rounds, in which one feature was entirely obscured, independent verification was not possible, meaning a respondent could not verify visually whether the DSS provided them with the correct advice. Outcomes were coded along two dimensions: whether the treatment DSS was correct or incorrect in its recommendation, and whether the respondent followed the DSS recommendation (defined as switching their answer to align with the treatment), resulting in the following possible outcomes:

- Following incorrect advice was coded as “automation bias.”
- Rejecting correct advice was coded as “algorithm aversion.”
- Rejecting incorrect advice was coded as “correct reject.”
- Following correct advice was coded as “correct use.”

The resulting counts for each outcome are presented in the 2x2 table for each population sample in Figure 4.

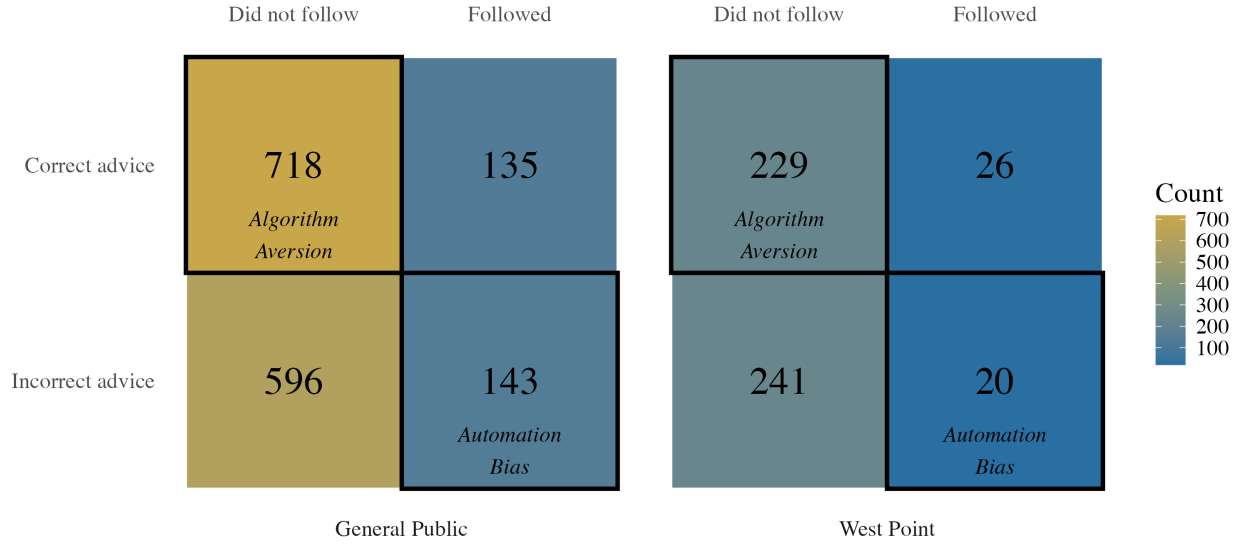


Figure 4: Automation Bias and Algorithm Aversion, By Sample

We further compare the differences across samples in Table 3. The general public sample ($N = 1,592$) followed incorrect advice in 9% of trials, whereas West Point cadets ($N = 516$) did so in only 3.9% of trials. A two-sample test for equality of proportions with a continuity correction confirmed a statistically significant difference ($\chi^2 = 13.54, p < 0.001$), with West Point cadets demonstrating a rate of automation bias that was less than half that observed in the general public. In contrast, algorithm aversion rates were similar across samples and did not differ significantly (general public: 45.1%; West Point: 44.4%).

Beyond these between-sample differences, within-sample McNemar tests revealed that algorithm aversion was significantly more common than automation bias in both populations, demonstrating that participants were more likely to discount correct advice than to accept incorrect advice in general. This is evidence against hypothesis 3 because it shows statistically similar levels of algorithm aversion across populations. This asymmetry is nonetheless substantively notable as it suggests that whatever training and experience leads West Point cadets to be less susceptible to automation bias does not appear to similarly reduce their reluctance to follow correct advice.

One limitation of the experimental design is that it focuses on only one manifestation

of automation bias: errors of commission, or the tendency to follow incorrect information presented by an AI DSS. Omission errors, such as failing to act when not prompted by a system, could not be assessed because respondents were not provided an opportunity to correct information without first being presented with a treatment. In the control condition, where no treatment was provided, respondents only made an initial identification before moving on to the next round. A related constraint applies to the measurement of algorithm aversion, in that in this study we operationalize it narrowly as the failure to follow correct algorithmic advice. In this context, it operates as a behavioral proxy that captures one dimension of aversion but cannot fully distinguish active distrust of the system from other reasons for non-switching, such as general confidence in one’s initial answer. Future research could employ designs that examine omission-type automation bias, or more directly elicit algorithm aversion, for instance by allowing respondents to actively override or dismiss recommendations, or by measuring trust in the system before and after treatment exposure.

Table 3: Automation Bias and Algorithm Aversion by Sample

Statistic	General Public	West Point
N	1,592	516
Automation Bias (%)	9.0	3.9
Automation Bias (Count)	143	20
Algorithm Aversion (%)	45.1	44.4
Algorithm Aversion (Count)	718	229
Automation Bias vs. Algorithm Aversion (within-sample χ^2)	683.08***	339.03***
Automation Bias: West Point vs. General Public (between-sample χ^2)	13.54***	
Algorithm Aversion: West Point vs. General Public (between-sample χ^2)	0.06	

Note: McNemar’s χ^2 tests evaluate within-sample asymmetry between automation bias and algorithm aversion. Between-sample χ^2 tests of proportions compare the prevalence of each outcome between the General Public and West Point samples. Stars denote statistical significance: *** $p < 0.001$, ** $p < 0.01$, * $p < 0.05$.

4.5 Regression Analysis

To further test our hypotheses, we turn to regression analysis to evaluate the differences between the West Point and general public samples while accounting for similarities in AI background index, trust in AI, performance on the initial five practice rounds (during which respondents received feedback on their performance accuracy), sex, and age.

To ensure that our analysis focused specifically on instances where automation bias could occur, we again restricted the test to experimental trials in which respondents received incorrect advice from the AI DSS at the easy difficulty level. Automation bias was measured as a binary dependent variable indicating whether the participant followed the incorrect AI recommendation on that identification task. This approach isolates cases in which participants had the opportunity to follow erroneous advice, providing a clearer test of susceptibility to automation bias. Table 4 below shows the results. As each respondent completed multiple identification tasks, we report task-level statistics while controlling for individual differences using clustered standard errors at the participant level.

Table 4: Logit Regression Predicting Automation Bias

	B/SE
West Point (vs. General Public)	-0.937* (0.371)
AI Beliefs	0.071 (0.116)
AI Background	0.069 (0.116)
Practice Percentage Correct	-0.067 (0.120)
Age	0.120 (0.107)
Sex (Female = 1)	0.071 (0.201)
Number of Observations	870
AIC	743.5
BIC	776.9
RMSE	0.36
Log Likelihood	-364.750
Pseudo R ²	0.024

Note: Standard errors in parentheses, clustered at the participant level. ** $p < 0.001$, * $p < 0.01$, * $p < 0.05$.

The results from a logit model with clustered standard errors by respondent show that participants from West Point had a statistically significantly lower likelihood of making errors of commission than the general public, consistent with our above findings. None of the other predictors were statistically significant in either a logit or a linear regression model (as shown in A.2 in the Appendix).

To illustrate substantive effects, Figure 5 shows the covariate-adjusted predicted probabilities of automation bias errors by sample in the logit model, with 95% confidence intervals accounting for clustering at the participant level. As expected given the direction and significance of the regression results, the West Point cadets surveyed consistently exhibit lower predicted probabilities (mean: 8.3%, 95% confidence interval: [4.4%, 12.1%]) of automation bias than general public participants (mean: 18.2%, 95% confidence interval: [15.0%, 21.3%]).

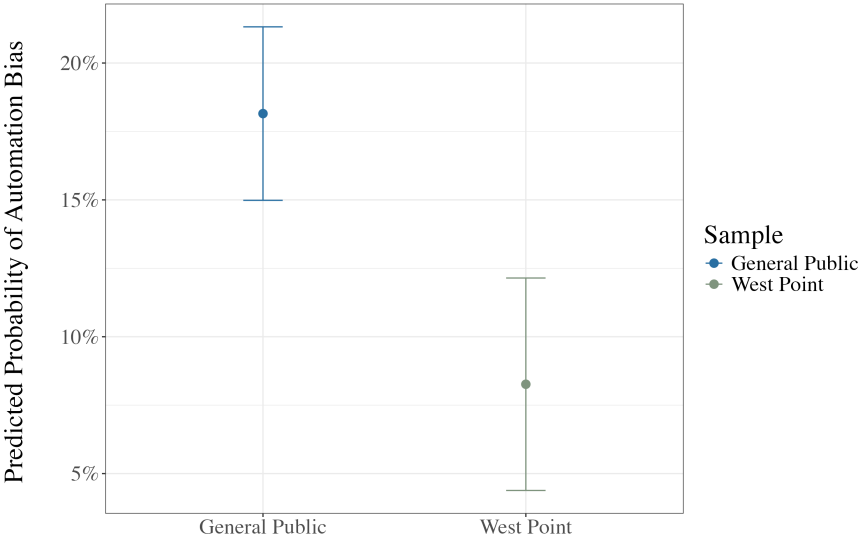


Figure 5: Predicted Probabilities of Automation Bias

5 Conclusion

How humans engage with AI systems to make decisions with national security consequences is a critical question for political science. Existing research points to automation bias and al-

gorithm aversion as mechanisms that could substantially increase the potential for accidents, miscalculation, and even inadvertent escalation as AI integration in militaries expands. By comparing a sample of West Point cadets with a relatively similar general public sample, however, we demonstrate that the cadets, future U.S. military leaders, are better calibrated in their views of AI and less susceptible to automation bias. In contrast to the literature on AI DSS, which suggests the desire for speed and overestimation of AI could lead to the use of flawed AI systems, our results provide the first experimental evidence on automation bias in a military population, and point in the opposite direction.

Given that public and policy concern over AI is rising as AI is integrated into military systems, the results provide some initial evidence that, with proper training and habituation, those responsible for deploying these new technologies in the military domain are more likely to do so in a safe and effective way. No crisis or combat situation is free from errors in judgment, but militaries with extensive training in decision-making in general, and AI-specific training, can decrease the risk of automation bias. The results also show that achieving justified confidence requires addressing automation bias and algorithm aversion through potentially distinct mechanisms, and that reducing one does not automatically diminish the other. Future research should examine these phenomena separately to better understand what interventions can move operators toward appropriate calibration along both dimensions.

The results here do not suggest that there is nothing to fear from AI DSS. The risks of military adoption of AI DSS do not solely arise from automation bias. If standard operating procedures, for example, instruct military personnel to trust AI algorithms more than their accuracy warrants, it could lead to adverse results as well. The casual logic in that case would be attributable to upper-echelon military organizational decisions, rather than to an individual operator exhibiting automation bias. This is potentially testable in future research through team-based laboratory experiments.

Fruitful avenues for future research include conducting similar experiments with non-

commissioned officers, officers from different branches of the military, and mid- to late-career officers—all groups who may be more (or less) prone to automation bias and algorithm aversion due to age, life experience, and differences in training and education. If future surveys find that other groups within the military are more prone to cognitive distortions when using AI DSS, then the West Point educational and training model might suggest lessons learned for training for other groups.

Finally, this paper can also shape future research on crisis decision-making. While much of the literature assumes that cognitive biases are innate and difficult to change, the results here suggests that educational interventions and training can mitigate certain cognitive biases associated with AI DSS use, meaning potentially not all is as hopeless as the classic literature on crisis decision-making might suggest.

References

- (2023). Political declaration on responsible military use of artificial intelligence and autonomy. US Department of State. <https://www.state.gov/political-declaration-on-responsible-military-use-of-artificial-intelligence-and-auto>
- (2025). Young adults are leading the way in AI adoption. Associated Press. <https://apnorc.org/projects/young-adults-leading-the-way-in-ai-adoption/>.
- Adler, Jason (2025). Modernizing Military Decision-Making: Integrating AI into Army Planning. *Military Review*.
- Aquilino, Letizia, Di Dio, Cinzia, Manzi, Federico, Massaro, Davide, Bisconti, Piercosma, and Marchetti, Antonella (2025). Decoding trust in artificial intelligence: A systematic review of quantitative measures and related variables. *Informatics*, 12(3).
- Biddle, Stephen D. (2004). *Military power: Explaining victory and defeat in modern battle*. Princeton University Press.

- Biddle, Stephen D., Min, Eric, and Resnick Samotin, Laura (2023). Quantitative archival analysis in strategic studies: The world war ii pacific submarine campaign. *Empirical Studies of Conflict Project Working Papers*, 38.
- Bode, Ingvild and Bhila, Ishmael (2024). The problem of algorithmic bias in ai-based military decision support systems. *Humanitarian Law and Policy*, September, 3.
- Brooks, Risa A, Robinson, Michael A, and Urben, Heidi A (2022). What makes a military professional? evaluating norm socialization in west point cadets. *Armed Forces & Society*, 48(4):803–827.
- Chong, Leah, Zhang, Guanglu, Goucher-Lambert, Kosa, Kotovsky, Kenneth, and Cagan, Jonathan (2022). Human confidence in artificial intelligence and in themselves: The evolution and impact of confidence on adoption of AI advice. *Computers in Human Behavior*, 127.
- Daniels, Owen (2021). Speeding Up the OODA Loop with AI. Institute for Defense Analysis. <https://www.japcc.org/essays/speeding-up-the-ooda-loop-with-ai/>.
- de Vaal, Johanna H. Kordes (1996). Intention and the omission bias: Omissions perceived as nondecisions. *Acta Psychologica*, 93(1-3):161–172.
- Dempsey, Jason K (2009). *Our army: Soldiers, politics, and American civil-military relations*. Princeton University Press.
- Department of Defense (2023). DoD Directive 3000.09: Autonomy in Weapons Systems. Department of Defense. <https://www.esd.whs.mil/portals/54/documents/dd/issuances/dodd/300009p.pdf>.
- Ding, Jeffrey (Winter 2024/2025). Machine failing: How systems acquisition and software development flaws contribute to military accidents. *Texas National Security Review*, 8(1):9–29.

- Dorsey, Jessica and Bo, Marta (2025). Ai-enabled decision-support systems in the joint targeting cycle: Legal challenges, risks, and the human(e) dimension. *International Law Studies*, 106.
- Dramsch, J.S., Kuglitsch, M.M., and Fernández-Torres, MA et al. (2025). Explainability can foster trust in artificial intelligence in geoscience. *Nature Geosciences*, 18:11–114.
- Dwoskin, Elizabeth (2024). Israel built an ‘ai factory’ for war. it unleashed it in gaza. *The washington Post*. <https://www.washingtonpost.com/technology/2024/12/29/ai-israel-war-gaza-idf/>.
- Frame, Mary E, Kaiser, Jacob, Kegley, John, Armstrong, Jessica, and Schlessman, Bradley (2023). Impacts of decision support systems on cognition and performance for intelligence-gathering path planning. *Military Psychology*, 36(3):323–339.
- Garcia, Denise (2024). Algorithms and decision-making in military artificial intelligence. *Global Society*, 38(1):24–33.
- Goddard, Kate, Roudsari, Abdul, and Wyatt, Jeremy C. (2012). Automation bias: A systematic review of frequency, effect mediators, and mitigators. *Journal of the American Medical Informatics Association*, 19(1):121–127.
- Goussac, Netta and Pacholska, Magdalena (2016). The interpretation and application of international humanitarian law in relation to lethal autonomous weapon systems. UNIDIR. https://unidir.org/wp-content/uploads/2025/03/UNIDIR_The_Interpretation_and_Application_of_International_Humanitarian_Law_Lethal_Autonomous_Weapon_Systems.pdf.
- Grazier, Kevin R. (2025). Embracing the future. United States Military Academy Association of Graduates. <https://www.westpointaog.org/news/embracing-the-future/>.

Group of Governmental Experts on Emerging Technologies in the Area of Lethal Autonomous Weapons Systems (2025). Convention on prohibitions or restrictions on the use of certain conventional weapons which may be deemed to be excessively injurious or to have indiscriminate effects. Second 2025 session of the GGE on LAWS. [https://docs-library.unoda.org/Convention_on_Certain_Conventional_Weapons_-_Group_of_Governmental_Experts_on_Lethal_Autonomous_Weapons_Systems_\(2025\)/CCW-GGE.1-2025-WP.9_-_Chair's_summary.pdf](https://docs-library.unoda.org/Convention_on_Certain_Conventional_Weapons_-_Group_of_Governmental_Experts_on_Lethal_Autonomous_Weapons_Systems_(2025)/CCW-GGE.1-2025-WP.9_-_Chair's_summary.pdf).

Henley, Deb (2026). Human-machine teaming in battle management: A collaborative effort across borders. 505th Command and Control Wing Public Affairs. <https://www.nellis.af.mil/News/Article/4370792/human-machine-teaming-in-battle-management-a-collaborative-effort-across-borders/>.

Herek, G.M., Janis, Irving, and Huth, Paul (1987). Decision making during international crises: Is quality of process related to outcome? *Journal of Conflict Resolution*, 31(2):203–226.

Hicks, Kathleen H. (2023). Statement by deputy secretary of defense kathleen h. hicks marking one year of the defense department's chief digital and artificial intelligence office (cdao). Department of Defense. <https://www.war.gov/News/Releases/Release/Article/3464007/statement-by-deputy-secretary-of-defense-kathleen-h-hicks-marking-one-year-of-t/>.

Hill Jr., Randall W. and Milligan, Omar B. (2024). How our west point cadets used experimental ai to assist in large scale combat scenarios. USC Institute for Creative Technologies. <https://ict.usc.edu/news/essays/how-our-west-point-cadets-used-experimental-ai-to-assist-in-large-scale-combat-scenarios/>.

Horowitz, Michael C. and Kahn, Lauren (2021). What influences attitudes about artificial intelligence adoption: Evidence from US local officials. *PLoS One*, 16(10).

- Horowitz, Michael C. and Kahn, Lauren (2024). Bending the automation bias curve: A study of human and ai-based decision making in national security contexts. *International Studies Quarterly*, 68(2).
- Horowitz, Michael C. and Scharre, Paul (2021). Ai and international stability: Risks and confidence-building measures. CNAS. <https://www.cnas.org/publications/reports/ai-and-international-stability-risks-and-confidence-building-measures>.
- Janis, Irving L. (1982). *Groupthink: Psychological Studies of Policy Decisions and Fiascoes*. Houghton Mifflin.
- Jauernig, Johanna, Uhl, Matthias, and Walkowitz, Gari (2022). People prefer moral discretion to algorithms: Algorithm aversion beyond intransparency. *Philosophy & Technology*, 35(2):1–25.
- Jervis, Robert (1976). *Perception and misperception in international politics: New edition*. Princeton University Press.
- Jost, Tyler, Meshkin, Kaine, and Schub, Robert (2022). The character and origins of military attitudes on the use of force. *International Studies Quarterly*, 66(2):sqac005.
- Kahn, Lauren, Probasco, Emilia S., and Kinoshita, Ronnie (2024). Ai safety and automation bias: The downside of human-in-the-loop. *Center for Security and Emerging Technology*, pages <https://cset.georgetown.edu/publication/ai-safety-and-automation-bias/>.
- Kennedy, Brian, Yam, Eileen, Kikuchi, Emma, Pula, Isabelle, and Fuentes, Javier (2025). How Americans View AI and Its Impact on People and Society. Pew Research Center. <https://www.pewresearch.org/science/2025/09/17/how-americans-view-ai-and-its-impact-on-people-and-society/>.
- Kertzer, Joshua D (2022). Re-assessing elite-public gaps in political behavior. *American Journal of Political Science*, 66(3):539–553.

- Kertzer, Joshua D., Holmes, Marcus, LeVeck, Brad L., and Wayne, Carly (2022). Hawkish biases and group decision making. *International Organization*, 76(3):513–548.
- Kertzer, Joshua D and Renshon, Jonathan (2022). Experiments and surveys on political elites. *Annual Review of Political Science*, 25:529–550.
- King, Anthony (2024). Moderating effects of task characteristics on information source use: An individual-level analysis of r&d professionals in new product development. *Journal of Global Security Studies*, 9(2).
- Kreps, Sarah E., George, Julie, Lushenko, Paul, and Rao, Adi (2023). Exploring the artificial intelligence “trust paradox”: Evidence from a survey experiment in the united states. *PLoS ONE*, 18(7).
- Kupfer, Cordula, Prassl, Rita, Fleiß, Jürgen, Malin, Christine, Thalmann, Stefan, and Kubicek, Bettina (2023). Check the box! how to deal with automation bias in ai-based personnel selection. *Frontiers in Psychology*, 14:1118723.
- Lam, Shun Yin, Chiang, Jeongwen, and Parasuraman, A. (2008). The effects of the dimensions of technology readiness on technology acceptance: An empirical analysis. *Journal of Interactive Marketing*, 22(4):19–39.
- Lin, Herbert (2025). Artificial intelligence and nuclear weapons: A commonsense approach to understanding costs and benefits. *Texas National Security Review*, 8(3).
- Lyell, David and Coiera, Enrico (2016). Automation bias and Verification Complexity: A systematic review. *Journal of the American Medical Informatics Association*, 24(2):423–431.
- Maese, Ellyn (2025). Americans use ai in everyday products without realizing it. *Gallup*. <https://news.gallup.com/poll/654905/americans-everyday-products-without-realizing.aspx>.

Mahmud, Hasan, Najmul Islam, A.K.M., Ahmed, Syed Ishtiaque, and Smolander, Kari (2022). What influences algorithmic decision-making? a systematic literature review on algorithm aversion. *Technological Forecasting and Social Change*, 175.

Manson, Katrina (2026). Us military relying on ai as tool to speed iran operations. *Bloomberg*. <https://www.bloomberg.com/news/articles/2026-03-05/us-military-relying-on-ai-as-key-tool-to-speed-iran-operations>.

McDermott, Rose (2026). How Emotions Shape Crisis Decision-Making: The Role of Fear, Anger, and Risk. In Clinton, Hillary Rodham and Yarhi-Milo, Keren, editors, *Inside the Situation Room: The Theory and Practice of Crisis Decision-Making*, chapter 3, pages 81–108. Oxford University Press, 1st edition.

Ministry of Defense of Ukraine (2025). The delta combat system has been deployed across all levels of defence forces of ukraine. Ministry of Defense of Ukraine. <https://mod.gov.ua/en/news/the-delta-combat-system-has-been-deployed-across-all-levels-of-defence-forces-of-ukra>

Monten, Jonathan and Bennett, Andrew (2010). Models of crisis decision making and the 1990–91 gulf war. *Security Studies*, 19(3):486–520.

Mosier, Kathleen L. and Skitka, Linda (1996). Human decision makers and automated decision aids: Made for each other? In Parasuraman, Raja and Mouloua, Mustapha, editors, *Automation and Human Performance: Theory and Applications*. Lawrence Erlbaum Associates.

Orbán, Ferenc and Stefkovics, Ádám (2025). Trust in artificial intelligence: a survey experiment to assess trust in algorithmic decision-making. *AI & Society*, 40:4955–4969.

Parasuraman, Raja and Colby, Charles L. (2014). An updated and streamlined technology readiness index: TRI 2.0. *Journal of Service Research*, 18(1):59–74.

- Perez, Sarah (2025). ChatGPT’s user growth has slowed, report finds. TechCrunch. <https://techcrunch.com/2025/12/05/chatgpts-user-growth-has-slowed-report-finds/>.
- Probasco, Emelia (2024). Building the tech coalition: How project maven and the u.s. 18th airborne corps operationalized software and artificial intelligence for the department of defense. CSET. <https://cset.georgetown.edu/publication/building-the-tech-coalition/>.
- Probasco, Emelia, Burtell, Matthew, Toner, Helen, and Rudner, Tim G.J. (2024a). Not oracles of the battlefield: Safety considerations for ai-based military decision support systems. *Proceedings of the AAAI/ACM Conference on AI, Ethics, and Society*, 7(1):1157–1165.
- Probasco, Emelia, Burtell, Matthew, Toner, Helen, and Rudner, Tim GJ (2024b). Not oracles of the battlefield: Safety considerations for ai-based military decision support systems. *Proceedings of the AAAI/ACM Conference on AI, Ethics, and Society*, 7:1157–1165.
- Puscas, Ioana (2023). AI and International Security: Understanding the Risks and Paving the Path for ConfidenceBuilding Measures. UNIDIR. https://unidir.org/wp-content/uploads/2023/10/UNIDIR_AI-international-security_understanding_risks_paving_the_path_for_confidence_building_measures.pdf.
- Romeo, G and Conti, D (2025). Exploring automation bias in human–ai collaboration: a review and implications for explainable ai. *AI and Society*, 41:259–278.
- Sanchez, Carmen and Dunning, David (2018). Overconfidence Among Beginners: Is a Little Learning a Dangerous Thing? *Journal of Personality and Social Psychology*, 114(1):10–28.
- Schepman, Astrid and Rodway, Paul (2020). Initial validation of the general attitudes towards Artificial Intelligence Scale. *Computers in Human Behavior Reports*, 22(4):1–13.

Shoker, Sarah et al. (2023). Confidence-building measures for artificial intelligence: Workshop proceedings. ARXIV. <https://arxiv.org/abs/2308.00862>.

Skitka, Linda J., Mosier, Kathleen L., and Burdick, Mark (1999). Does automation bias decision-making? *International Journal of Human-Computer Studies*, 51(5):991–1006.

Spranca, Mark, Minsk, Elisa, and Baron, Jonathan (1991). Omission and commission in judgment and choice. *Journal of Experimental Social Psychology*, 27(1):76–105.

Stein, Janice Gross (2017). Crisis behavior: Miscalculation, escalation, and inadvertent war. *Oxford Research Encyclopedia of International Studies*.

Stepanenko, Kateryna (2025). The Battlefield AI Revolution Is Not Here Yet: The Status of Current Russian and Ukrainian AI Drone Efforts. Institute for the Study of War. <https://understandingwar.org/wp-content/uploads/2025/06/The20Battlefield20AI20Revolution20Is20Not20Here20Yet20The20Status20of20Current20Russia20.pdf>.

Stokes, Jacob, Kahl, Colin, Taylor-Kendall, Andrea, and Lokker, Nicholas (2025). Averting AI Armageddon: U.S.-China-Russia Rivalry at the Nexus of Nuclear Weapons and Artificial Intelligence. Center for a New American Security. https://www.cnas.org/publications/reports/averting-ai-armageddon?utm_medium=email&utm_campaign=AI%20Nexus%20Press%20Release%20Feb%2013%202025&utm_content=AI%20Nexus%20Press%20Release%20Feb%2013%202025+Preview+CID_cb30482774269923ed5b2f65b7cbe537&utm_source=Campaign%20Monitor&utm_term=Averting%20AI%20Armageddon%20US-China-Russia%20Rivalry%20at%20the%20Nexus%20of%20Nuclear%20Weapons%20and%20Artificial%20Intelligence.

Tetlock, Philip E. (2009). *Expert Political Judgment*. Princeton University Press, Princeton NJ.

- Tolcott, Manin (1992). Understanding and aiding military decisions. The 27th International Applied Military Psychology Symposium: A Focus on Decision Making Research. <https://apps.dtic.mil/sti/tr/pdf/ADA265278.pdf#page=35>.
- Tomz, Michael R. and Weeks, Jessica LP (2013). Public opinion and the democratic peace. *American Political Science Review*, 107(4):849–865.
- Trumbore, Peter F. and Boyer, Mark A. (2000). International crisis decisionmaking as a two-level process. *Journal of Peace Research*, 37(6):679–697.
- United States Military Academy (2024). Academic year 2024-25 theme. <https://www.westpoint.edu/academics/annual-intellectual-theme-ay-2024-25>.
- United States Military Academy (2025). Advancing military leadership in the age of artificial intelligence. United States Military Academy. <https://www.westpoint.edu/about/modernization-plan/artificial-intelligence-military-leadership>.
- United States Military Academy, X (2025). *Military Program Academic Year 2026*. Department of Military Instruction.
- U.S. Mission Geneva (2016). U.s. delegation statement on "appropriate levels of human judgement". US Mission to International Organizations in Geneva. <https://geneva.usmission.gov/2016/04/12/u-s-delegation-statement-on-appropriate-levels-of-human-judgment/>.
- Vincent, Brandi (2024). Nearly 60 militaries now endorse u.s.-launched pledge on 'responsible ai'. DefenseScoop. <https://defensescoop.com/2024/10/29/nearly-60-militaries-endorse-us-pledge-responsible-ai-cdao/>.
- Williams, Major Blair S. (2010). Heuristics and biases in military decision making. *Military Review*, pages 40–52.

- Wright, Nicholas, Miklaucic, Michael, and Veazie, Todd (2025). *Human, Machine, War: How the Mind-Tech Nexus Will Win Future Wars*. Air University Press. https://www.airuniversity.af.edu/Portals/10/AUPress/Books/B_188_Wright_Human_Machine_War.1.pdf.
- Yeung, Siu Kit, Yay, Tijen, and Feldman, Gilad (2022). Action and inaction in moral judgments and decisions: Meta-analysis of omission bias omission-commission asymmetries. *Personality and Social Psychology Bulletin*, 48(10):1499–1515. PMID: 34496694.
- Zhang, Baobao and Dafoe, Allan (2019). *Artificial Intelligence: American Attitudes and Trends*. Center for the Governance of AI, Future of Humanity Institute, University of Oxford. <https://governanceai.github.io/US-Public-Opinion-Report-Jan-2019/index.html>.
- Zikusoka, David (2023). How ukraine’s “uber for artillery” is leading the software war against russia. *New America*. <https://www.newamerica.org/future-frontlines/blogs/how-ukraines-uber-for-artillery-is-leading-the-software-war-against-russia/>.
- Zilincik, Samuel (2022). The role of emotions in military strategy. *Texas National Security Review*, 5(2):11–25.
- Zwetsloot, Remco and Dafoe, Allan (2019). Thinking about risks from ai: Accidents, misuse and structure. *Lawfare*. <https://www.lawfaremedia.org/article/thinking-about-risks-ai-accidents-misuse-and-structure>.

A Online Appendix for What is Human in Judgment? Testing Automation Bias and Algorithm Aversion Among United States Military Academy Cadets

Trust in AI Battery These questions were used to generate the “Trust in AI” measure in the paper.

Please indicate the extent to which you agree or disagree with each of the following statements:

- “Organizations use artificial intelligence unethically.”
- “I am interested in using artificially intelligent systems in my daily life.”
- “I find artificial intelligence sinister.”
- “I think artificial intelligence is dangerous.”
- “Artificial intelligence is exciting.”
- “I think artificial intelligence, on balance, is more accurate than humans.”
- “There are many beneficial applications of artificial intelligence.”

Answer options:

- Strongly disagree
- Somewhat disagree
- Neither agree nor disagree
- Somewhat agree
- Strongly agree

- I don't know

AI Familiarity Battery

What kind of exposure have you had to the topic of artificial intelligence (AI)? (Select all that apply)

- I have heard about AI in the news, from friends or family, etc.
- I closely follow AI related news
- I have some formal education or work experience relating to AI
- I have extensive experience in AI research and/or development
- I have never heard of AI
- I don't know

AI Experience Battery

Do you have programming experience?

- Yes, a great deal
- Yes, some
- No
- I don't know

Have you used any of the following?

- A website or application that translates languages (e.g. Google Translate, Microsoft Translator)
- An application that identifies or categorizes people or objects in your photos or videos
- A self-driving car

- A chatbot that offers advice or customer support
- A digital personal assistant on your phone or a device in your home that can help schedule meetings, answer questions, and complete tasks (e.g. Alexa, Siri, Cortana)
- A robot, such as those used in work contexts or which act as social assistants
- A website or application that recommends movies or television shows based on your prior viewing habits
- A website that suggests advertisements for you based on your browser history
- A search engine (e.g. Google or Microsoft Bing)

Answer options:

- Yes
- No
- I don't know

As far as you know, do each of the following applications use AI?

- A website or application that translates languages (e.g. Google Translate, Microsoft Translator)
- An application that identifies or categorizes people or objects in your photos or videos
- A self-driving car
- A chatbot that offers advice or customer support
- A digital personal assistant on your phone or a device in your home that can help schedule meetings, answer questions, and complete tasks (e.g. Alexa, Siri, Cortana)
- A robot, such as those used in work contexts or which act as social assistants

- A website or application that recommends movies or television shows based on your prior viewing habits
- A website that suggests advertisements for you based on your browser history
- A search engine (e.g. Google or Microsoft Bing)

Answer options:

- Yes
- No
- I don't know

AI Knowledge Battery

Choose the option(s) that is correct regarding artificial intelligence (AI). Select all that apply.

- Artificial intelligence includes techniques that allow systems to learn without being explicitly programmed
- Artificial intelligence is a software, machine, or computer that researchers think could eventually emulate the human mind
- Machine learning is a type of artificial intelligence
- None of the above
- I don't know

What types of Artificial Intelligence are there?

- Supervised, Unsupervised and Reinforcement Learning
- Monitored, Unsupervised and Signal Learning

- Signal Learning, Concept Learning and Rule Learning
- Reinforcement Learning, Unsupervised Learning and Signal Learning
- None of the above
- I don't know

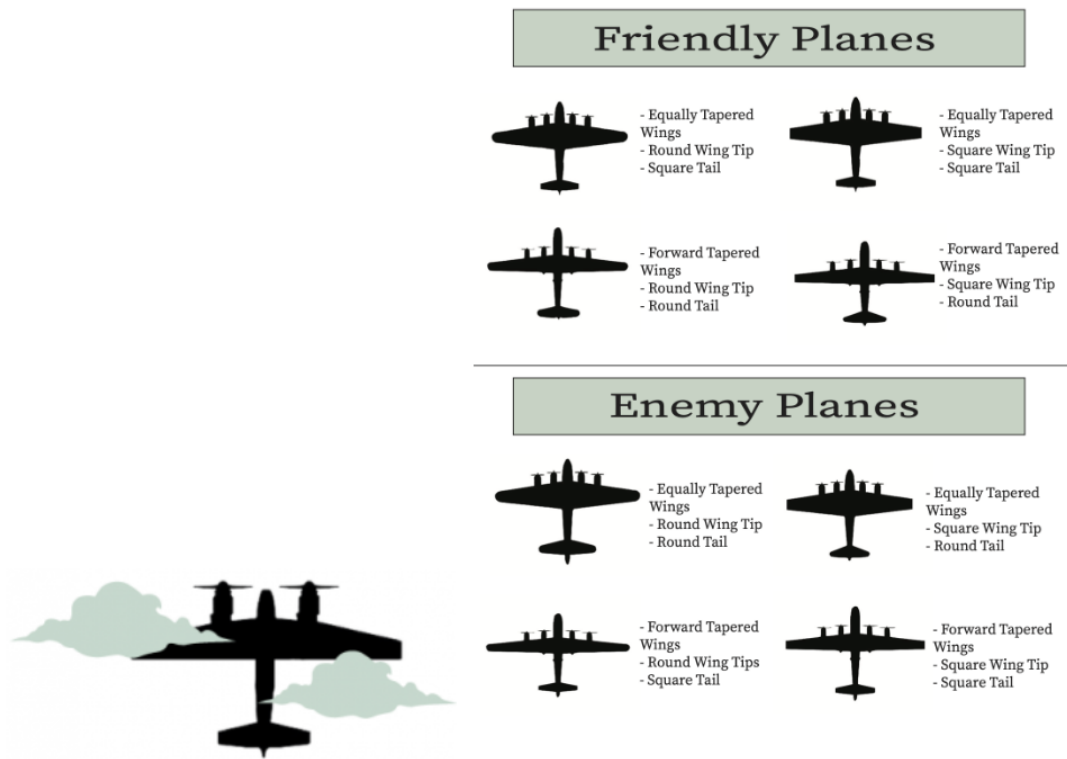


Figure A.1: Example Identification Task - Easy

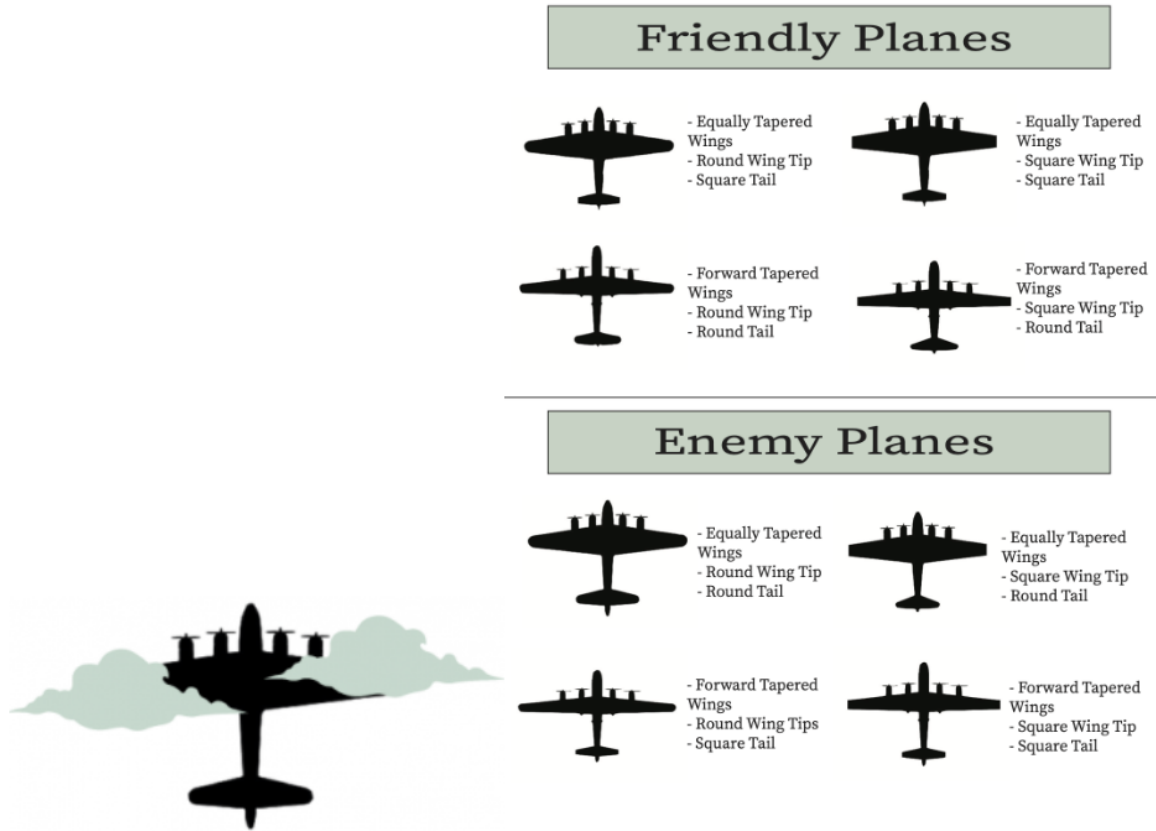


Figure A.2: Example Identification Task - Difficult

Table A.1: Population Differences in AI-Related Indices (t-tests)

	Mean General Public (N = 7,020)	Mean West Point (N = 2,360)	Mean Difference	t-statistic
AI Background Index	0.25	0.41	-0.16***	-45.82
AI Experience	0.29	0.38	-0.09***	-23.98
AI Familiarity	0.20	0.32	-0.12***	-24.92
AI Knowledge	0.27	0.53	-0.26***	-41.80
Perceived AI Usage	0.43	0.58	-0.15***	-22.09
Programming Experience	0.34	0.42	-0.07***	-9.49
STEM Education	0.36	0.59	-0.23***	-19.39
AI Beliefs Index	0.59	0.61	-0.02***	-5.52

Note: Stars denote statistical significance based on two-sample t-tests. *** $p < 0.001$, ** $p < 0.01$, * $p < 0.05$.

A human analyst has identified the airplane as a **friendly** airplane. The analyst is still undergoing testing and being trained to identify airplanes under these conditions.

You previously identified the airplane as a(n): Friendly Airplane

Please give your final answer for identification:

Friendly Airplane	<input type="radio"/>
Enemy Airplane	<input type="radio"/>



Figure A.3: Example Treatment Scenario

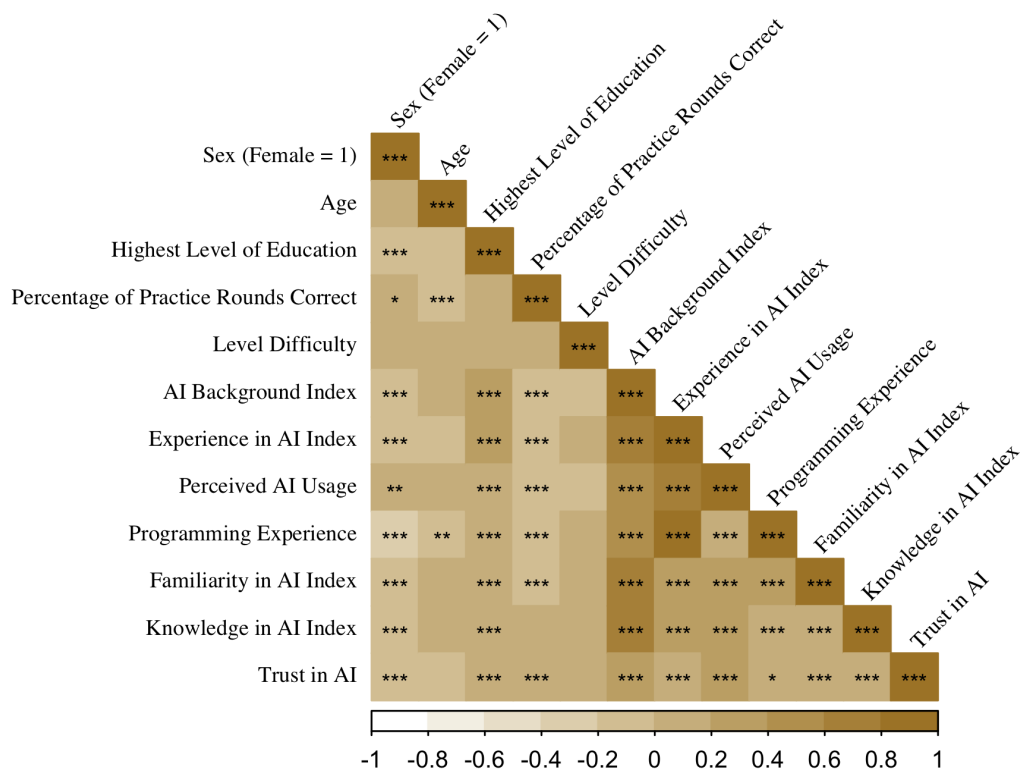


Figure A.4: Correlation Matrix General Public

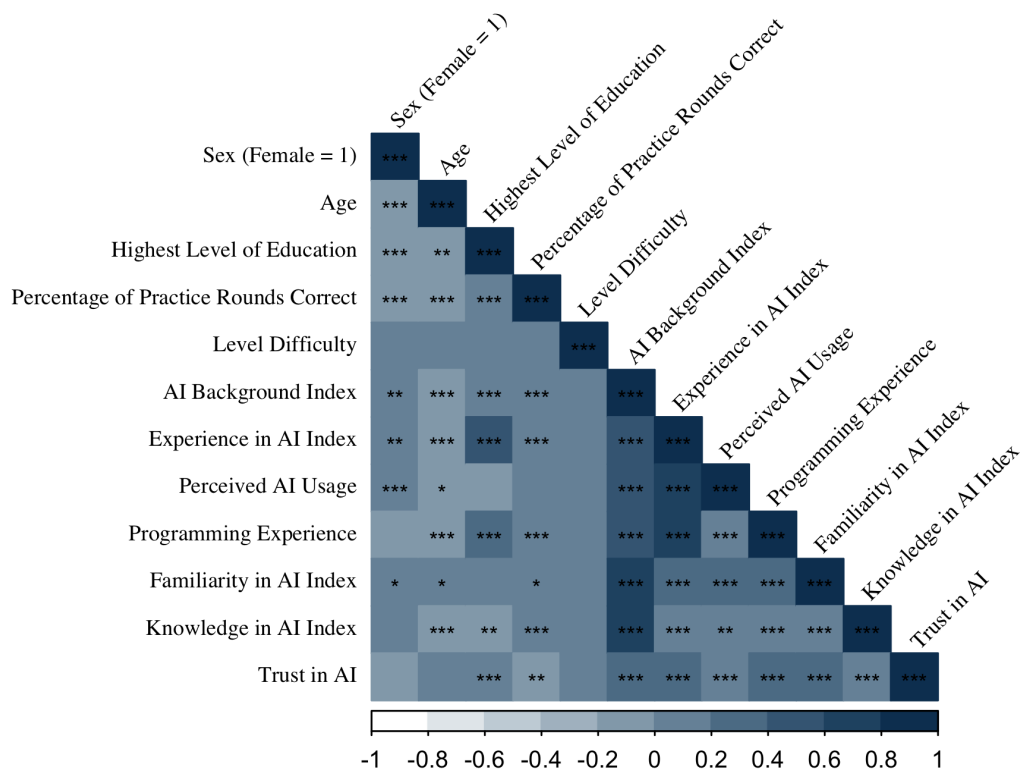


Figure A.5: Correlation Matrix West Point

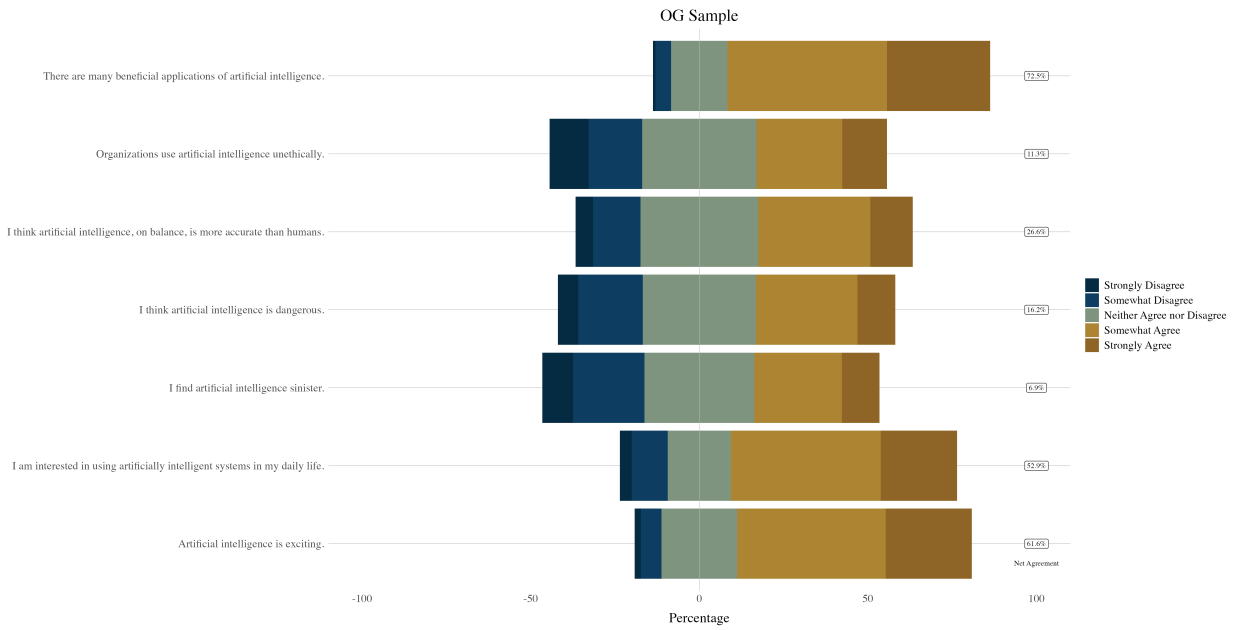


Figure A.6: Sentiments General Public

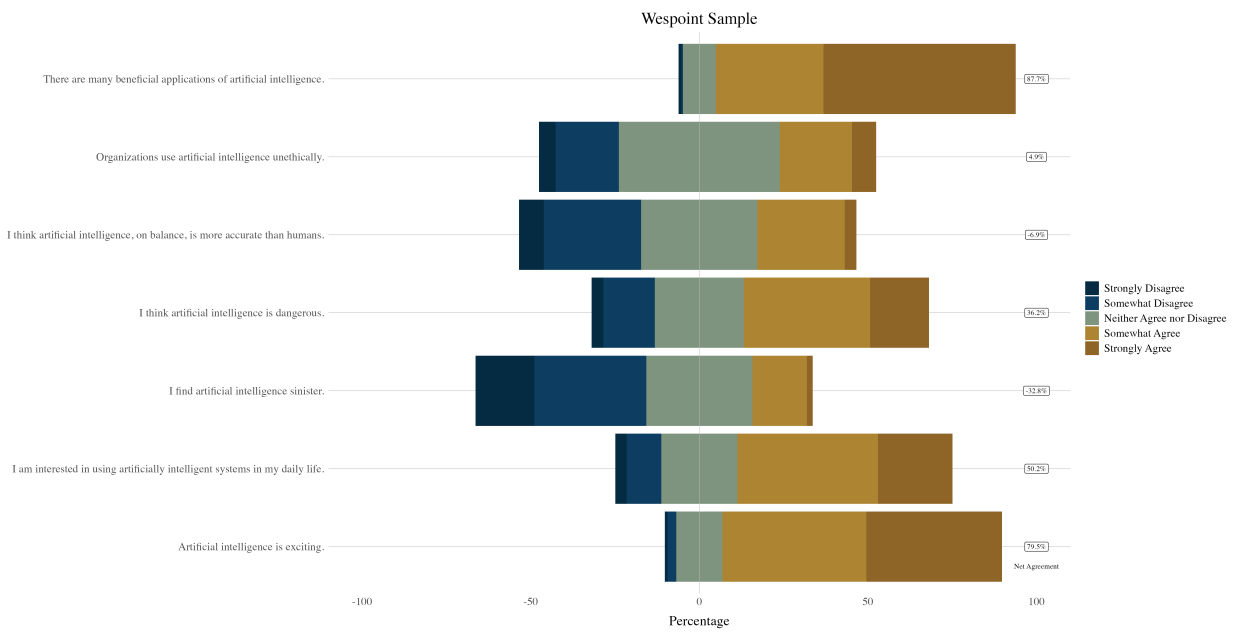


Figure A.7: Sentiments West Point

Table A.2: Covariate-Adjusted OLS Regression Predicting Probability of Automation Bias

	B/SE
West Point (vs. General Public)	-0.105** (0.039)
AI Beliefs	0.009 (0.014)
AI Background	0.009 (0.015)
Practice Percentage Correct	-0.009 (0.016)
Age	0.017 (0.015)
Sex (Female = 1)	0.009 (0.026)
Number of Observations	870
R ²	0.019
Adjusted R ²	0.012
AIC	695.0
BIC	733.2
Log Likelihood	-339.521
RMSE	0.36

Note: Standard errors in parentheses, clustered at the participant level. ** $p < 0.001$, * $p < 0.01$, $p < 0.05$.