

# Natural Panspermia to Earth: Quantitative Limits on Donor Classes, Transport, Survival, and Establishment

Slava G. Turyshev

*Jet Propulsion Laboratory, California Institute of Technology,  
4800 Oak Grove Drive, Pasadena, CA 91109-0899, USA*

(Dated: April 7, 2026)

Natural panspermia is a transport-and-establishment hypothesis, not a theory of abiogenesis. The Earth-specific question is whether any nonterrestrial donor remains competitive with terrestrial origin once launch, planetary-system escape, transit, Earth interception, atmospheric entry, terminal loading, and post-delivery establishment are imposed. We formulate this problem as a donor-class dependent Earth-directed transport-survival kernel, supplemented by a minimum protected-depth envelope  $d_{\min}(t_{\text{fl}})$  and a survival-weighted buried-volume fraction  $\mathcal{F}_{\text{bur}}$  for the low-shock spall population. The resulting hierarchy is sharp. Hard panspermia is physically credible only on Solar-System scales: early Mars combines demonstrated lithic exchange with Earth, low escape speed, early aqueous habitability, and a rare  $10^2$ – $10^4$  yr transfer tail, whereas the more common  $10^5$ – $10^7$  yr martian transfer regime requires lightly shocked meter-class carriers. Beyond the Solar System, low- $v_{\infty}$  capture and long-duration survival fail simultaneously; even the Solar birth-cluster channel yields only  $\sim 3 \times 10^{-5} f_{\text{seed}}$  expected Earth-seeding events, where  $f_{\text{seed}}$  is the conditional probability that a viable arrival establishes life on Earth. Indigenous terrestrial origin therefore remains the default inference, early Mars is the only quantitatively serious external hard-panspermia alternative, and extrasolar or intergalactic hard panspermia is not competitive for Earth’s actual origin history. Soft panspermia is much more plausible as chemical enrichment of early terrestrial abiogenesis.

## I. INTRODUCTION

The origin of terrestrial life can no longer be posed simply as a choice between “abiogenesis on Earth” and “life elsewhere.” Several empirical developments now make the question quantitative. Earth hosted life very early, so any exogenous seeding channel must compete with a fast terrestrial biosphere clock [1]. Rocky exchange within the inner Solar System is real: martian meteorites show that launch from Mars, interplanetary transfer, atmospheric entry, and deposition on Earth all occur in nature [2–4]. Earth also was not chemically closed: extraterrestrial delivery of organics, minerals, and catalytic feedstock is directly established by meteorites and returned samples [5–7]. Finally, modern calculations of launch shock, space exposure, radiation transport, and low- $v_{\infty}$  Solar-System capture now constrain which donor classes are physically credible and which are not [8–10].

Our purpose here is therefore not to rehearse panspermia as a general idea, but to answer a narrower and more decisive Earth-specific question: after launch, transfer, shielding, Earth interception, atmospheric entry, terminal loading, and post-delivery establishment are all imposed, does any nonterrestrial donor remain competitive with indigenous terrestrial origin? In that sense the paper is an origin-channel ranking paper, not merely a transport review.

Panspermia is often discussed as though it were a single proposition. It is not. At minimum one must distinguish *hard panspermia*, in which viable replicators are transported and later establish a biosphere, from *soft panspermia*, in which the delivered material consists of organics, minerals, or catalytic feedstock that may assist abiogenesis without importing living cells. That distinction is not semantic; the two channels have very different physical requirements and very different evidentiary status.

The core problem is conjunctive. For hard panspermia, we write

$$P_{\text{hard}} = P_{\text{life}} K_{\text{tr}} P_{\text{est}}, \quad (1)$$

where  $P_{\text{life}}$  is the probability that the donor world actually hosts life,  $K_{\text{tr}}$  is the purely transport kernel, and  $P_{\text{est}}$  is the conditional probability that material arriving on Earth actually establishes a terrestrial biosphere. The transport kernel is

$$K_{\text{tr}} = P_{\text{ej}}^{\text{bio}} P_{\text{esc,sys}} P_{\text{tr}} P_{\oplus} P_{\text{entry}} P_{\text{impact}}, \quad (2)$$

where  $P_{\text{ej}}^{\text{bio}}$  is the probability that impact ejecta contain biologically viable material and leave the planetary surface without sterilization,  $P_{\text{esc,sys}}$  is the probability of escape from the donor planetary system,  $P_{\text{tr}}$  is the probability of surviving transit,  $P_{\oplus}$  is the probability of Earth interception,  $P_{\text{entry}}$  is the probability of surviving atmospheric entry, and  $P_{\text{impact}}$  is the probability of surviving the terminal deceleration and impact environment.

For soft panspermia, a different factorization is more appropriate:

$$P_{\text{soft}} = P_{\text{org}} K_{\text{chem}} P_{\text{assist}}, \quad (3)$$

where  $P_{\text{org}}$  is the probability that the donor population contains chemically relevant feedstock,  $K_{\text{chem}}$  is the transport kernel for that feedstock, and  $P_{\text{assist}}$  is the probability that the delivered material nontrivially assists terrestrial prebiotic chemistry. The hard and soft channels should therefore never be conflated in a technical discussion.

Did terrestrial life originate on Earth, or was it imported? The paper addresses one Earth-specific question: after launch, planetary-system escape, shielding, transit, Earth interception, atmospheric entry, terminal loading, and post-delivery establishment are all imposed, which donor classes remain non-negligible for Earth? The goal is not to compute an absolute origin probability, which remains dominated by poorly known biological priors, but to derive a sharply ordered relative viability hierarchy for donor classes relevant to Earth.

The quantitative output is threefold. First, the paper formulates a donor-class dependent Earth-directed transport-survival kernel  $\mathcal{K}_{\oplus}^{(i)}$  that separates launch, transfer, radiation, interception, entry, and impact. Second, it introduces a conservative shielding envelope  $d_{\text{min}}(t_{\text{fl}})$ , where  $t_{\text{fl}}$  is donor-to-Earth flight time, that maps transfer duration into a minimum protected carrier architecture. Third, for the low-shock spall population, it introduces a survival-weighted buried-volume fraction  $\mathcal{F}_{\text{bur}}$ , which asks not whether *some* large rock may survive, but what fraction of the biologically loaded low-shock ejecta population remains viable after the joint entry-and-radiation requirement is imposed.

Two empirical facts make the problem Earth-specific. First, rocky exchange within the inner Solar System is real: martian meteorites demonstrate that launch from Mars, interplanetary transfer, atmospheric entry, and deposition on Earth all occur in nature. Second, Earth hosted life very early. Any successful exogenous-seeding scenario must therefore operate early enough to compete with Earth's own rapid acquisition of biology.

The central claim advanced below is not merely that some panspermia channels are suppressed. It is that, once the full Earth-directed filter is imposed, the competition collapses to a narrow set of physically serious possibilities. Indigenous terrestrial origin remains the default channel because Earth pays no transfer penalty. Early Mars remains the only nonterrestrial hard-panspermia donor whose Earth-directed transport-survival weight is not already negligible. Extrasolar hard panspermia is physically possible in the weak sense of not being mathematically forbidden, but it is not competitive with either terrestrial abiogenesis or early Mars-to-Earth transfer for Earth's actual origin history once capture, flight time, and shielding are imposed jointly. Soft panspermia is different: it is not a rival origin channel for living cells, but a chemically plausible mechanism for enriching the environment in which terrestrial abiogenesis occurred.

The paper is organized as follows. Section II defines the Earth-directed transport kernel and the adopted viability envelopes. Section III treats launch from donor worlds and donor prerequisites. Sections IV and V analyze transfer within and beyond the Solar System. Section VI develops the transit-survival and carrier-architecture constraints. Section VII treats Earth interception, atmospheric entry, and terminal loading. Section VIII synthesizes the integrated donor hierarchy. Section IX treats post-delivery establishment and soft panspermia. Section X isolates the decisive unknowns and falsifiers, and Sec. XI summarizes the conclusions.

## II. EARTH-DIRECTED TRANSPORT KERNEL AND ADOPTED VIABILITY ENVELOPES

The central mistake in casual panspermia arguments is to reason from the total kinetic energy of an impactor rather than from the stage-specific pressure, heating, and dose histories of the actual biological microenvironment inside the carrier rock. A carrier can survive one stage of the chain and fail at another, and each stage imposes a different geometric requirement. We therefore formulate the problem in terms of a donor-class dependent Earth-directed transport-survival kernel.

For donor class  $i$ , let  $N_{\text{ej,bio}}^{(i)}$  denote the total number of biologically loaded ejecta launched from that donor class, and let  $\Pi \equiv (R, d, p, t_{\text{fl}}, v_{\infty})$  denote the carrier-state vector, where  $R$  is the characteristic carrier size,  $d$  the burial depth of the biological cargo,  $p$  the peak launch pressure experienced by the relevant microenvironment,  $t_{\text{fl}}$  the donor-to-Earth flight time, and  $v_{\infty}$  the asymptotic encounter speed at Earth. The expected number of successful Earth-seeding events is then

$$N_{\text{seed}}^{(i)} = N_{\text{ej,bio}}^{(i)} \mathcal{K}_{\oplus}^{(i)} P_{\text{est}}, \quad (4)$$

$$\begin{aligned} \mathcal{K}_{\oplus}^{(i)} = & \frac{1}{N_{\text{ej,bio}}^{(i)}} \int d\Pi \Gamma_i(\Pi) S_{\text{sh}}(p) P_{\text{esc}}^{(i)} P_{\text{dyn}}^{(i)}(t_{\text{fl}}, v_{\infty}) \\ & \times S_{\text{rad}}(R, d, t_{\text{fl}}) P_{\oplus}(v_{\infty}) S_{\text{ent}}(R, d, v_{\text{imp}}) S_{\text{imp}}(R, d, v_{\text{imp}}), \end{aligned} \quad (5)$$

where  $\Gamma_i(\Pi)$  is the differential production rate of biologically loaded carriers in carrier-state space,  $P_{\text{esc}}^{(i)}$  is the escape probability from the donor planetary system,  $P_{\text{dyn}}^{(i)}$  is the transfer probability into Earth-crossing phase space,  $P_{\oplus}$  is the Earth-interception probability after gravitational focusing, and the survival operators  $S_{\text{sh}}, S_{\text{rad}}, S_{\text{ent}}, S_{\text{imp}} \in [0, 1]$

encode launch-shock survival, radiation survival, atmospheric-entry survival, and terminal-impact survival, respectively. The kernel  $\mathcal{K}_{\oplus}^{(i)}$  is the normalized Earth-directed transport-survival weight per launched biologically loaded carrier. Its purpose is quantitative: it isolates the transport penalty from the donor-life prior. A donor class with  $\mathcal{K}_{\oplus}^{(i)} \ll 1$  is already noncompetitive before any assumption is made about whether that donor was inhabited.

For hard panspermia, the dominant stage-specific screening scales are already numerically constrained. Viable low-shock launch is concentrated below

$$p \lesssim p_{\text{sh}}, \quad p_{\text{sh}} \sim 1\text{--}3 \text{ GPa}, \quad (6)$$

for a direct modern *D. radiodurans* benchmark, with older work showing a broader upper tail into the multi-GPa to few-tens-of-GPa regime for selected spores and lichens [11–13]; for Earth-entry survival requires burial depths [14–17]

$$d \gtrsim d_{\text{ent}}, \quad d_{\text{ent}} \sim 0.02\text{--}0.05 \text{ m}, \quad (7)$$

and efficient extrasolar capture by the Solar System [9] is concentrated at

$$v_{\infty} \lesssim v_{\text{cap}}, \quad v_{\text{cap}} \sim 4 \text{ km s}^{-1}. \quad (8)$$

These three scales already determine most of the donor ranking: donor classes that generically violate one or more of them are transport-disfavored independently of donor-biology priors.

The radiation filter is explicitly time dependent. A conservative lower-bound shielding requirement consistent with direct ISS exposure data, martian-meteorite transfer times, and radiation-transport calculations is

$$d_{\text{rad}}(t_{\text{fl}}) \sim \begin{cases} 10^{-3}\text{--}10^{-2} \text{ m}, & t_{\text{fl}} \lesssim 10 \text{ yr}, \\ 10^{-2}\text{--}10^{-1} \text{ m}, & 10^2 \text{ yr} \lesssim t_{\text{fl}} \lesssim 10^4 \text{ yr}, \\ 0.5\text{--}1 \text{ m}, & 10^5 \text{ yr} \lesssim t_{\text{fl}} \lesssim 10^7 \text{ yr}, \\ \gg 1 \text{ m}, & t_{\text{fl}} \gtrsim 10^8 \text{ yr}. \end{cases} \quad (9)$$

The operative protected-depth requirement is therefore

$$d_{\text{min}}(t_{\text{fl}}) = \max[d_{\text{ent}}, d_{\text{rad}}(t_{\text{fl}})]. \quad (10)$$

Eqs. (9) and (10) are one of the paper’s main quantitative results. They say directly that the rare  $10^2\text{--}10^4$  yr Mars-to-Earth tail is compatible with centimeter-to-decimeter carriers, whereas the common  $10^5\text{--}10^7$  yr martian-meteorite regime already requires protected depths of order 0.5–1 m. Donor classes whose typical transfer times lie well beyond the Myr regime therefore pay a carrier-architecture penalty before capture is even considered.

Figure 1 makes the scale break explicit: fast transfer is compatible with centimeter-to-decimeter carriers, whereas Myr-scale hard panspermia naturally drives the problem into the meter-class-boulder regime.

At launch, the relevant bulk energy scale is the specific kinetic energy,

$$q_{\text{k}} = \frac{v^2}{2}, \quad (11)$$

where  $v$  is the ejection speed. For Mars,  $v_{\text{esc,Mars}} \approx 5.0 \text{ km s}^{-1}$ , so  $q_{\text{k}} \approx 12.5 \text{ MJ kg}^{-1}$ ; for Earth,  $v_{\text{esc},\oplus} \approx 11.2 \text{ km s}^{-1}$ , so  $q_{\text{k}} \approx 62.7 \text{ MJ kg}^{-1}$ . Those values look sterilizing if interpreted as uniform thermal loading, but the relevant biological state variable is the nonuniform pressure-temperature history of the actual carrier fragment, not the bulk kinetic energy.

At Earth interception, gravitational focusing modifies the collision cross section to

$$\sigma_{\oplus} = \pi R_{\oplus}^2 \left( 1 + \frac{v_{\text{esc},\oplus}^2}{v_{\infty}^2} \right) = \pi R_{\oplus}^2 f_{\text{g}}, \quad (12)$$

where  $f_{\text{g}}$  is the focusing factor. The resulting entry speed at the top of the atmosphere is

$$v_{\text{imp}} = \sqrt{v_{\infty}^2 + v_{\text{esc},\oplus}^2}. \quad (13)$$

Low  $v_{\infty}$  both increases interception probability and reduces the incremental dynamical load beyond Earth’s unavoidable gravitational acceleration.

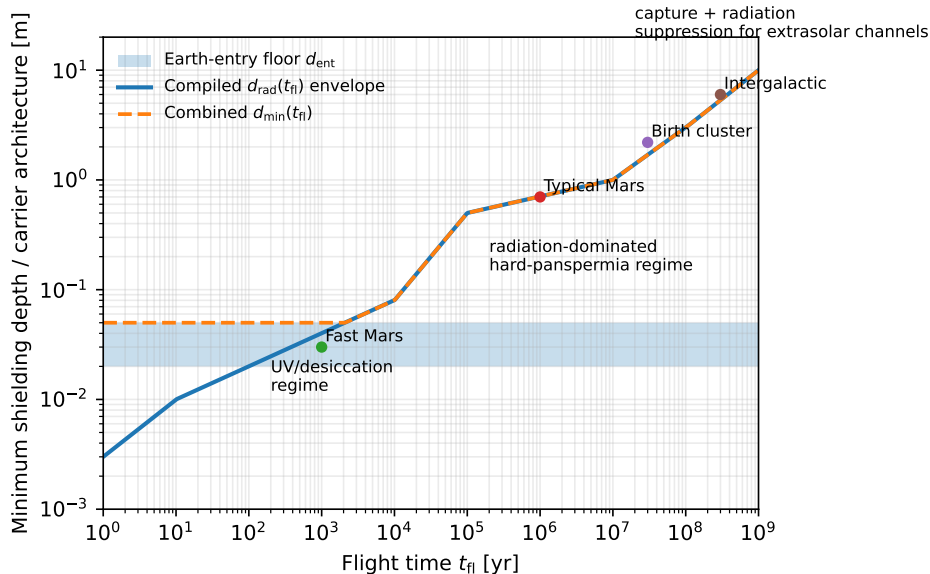


FIG. 1. Minimum protected depth  $d_{\min}(t_{\text{fl}}) = \max[d_{\text{ent}}, d_{\text{rad}}(t_{\text{fl}})]$  as a function of donor-to-Earth flight time  $t_{\text{fl}}$ . The horizontal floor is set by Earth entry, while the rising branch is set by cumulative radiation dose. Scenario markers show the scale separation directly: the rare fast Mars tail remains compatible with centimeter-to-decimeter carriers, whereas the common  $10^5$ – $10^7$  yr martian channel already requires meter-class shielding and extrasolar channels are penalized even before capture is considered.

During transit, the cumulative dose can be written schematically as

$$D_{\text{tot}}(t) = \int_0^t \dot{D}_{\text{GCR}}(R, d) dt' + \sum_j D_j^{\text{transient}}, \quad (14)$$

where  $\dot{D}_{\text{GCR}}$  is the internal dose rate from background galactic cosmic rays and the discrete terms represent rare transients such as nearby supernovae or gamma-ray bursts. Survival requires  $D_{\text{tot}} < D_{\text{ster}}$ , with  $D_{\text{ster}}$  depending on the organism, hydration state, and the possibility of post-arrival repair. The most important practical point is that entry heating and long-duration radiation do not impose the same architectural requirement: entry sets a centimeter-scale burial floor, whereas Myr survival drives the carrier toward meter-scale shielding.

### III. LAUNCH FROM DONOR WORLDS

#### A. Low-shock ejection is the only credible launch channel

The classical objection to lithopanspermia was simple: material fast enough to escape a planet should be melted, vaporized, or at least strongly sterilized. Melosh’s spallation model showed why that objection is incomplete: near-surface fragments can be accelerated by reflected tensile waves while avoiding the extreme peak pressures experienced deeper in the target [18]. In other words, the biologically relevant fragments are not representative of the average ejecta parcel.

The spallation picture is now supported by experiment. Hypervelocity tests with granite and Mars-like targets show that microorganisms in selected fragments can survive launch-like events [11, 12, 19]. A recent direct study using *Deinococcus radiodurans* found survival remained high at about 1.4 GPa, substantial at about 2.4 GPa, and still measurable below about 3 GPa [13]. These values do not imply that all ejecta are biologically viable; they imply only that the viable fraction is concentrated in a low-shock tail. That tail is exactly the one relevant for panspermia.

TABLE I. Quantitative constraints on natural panspermia to Earth. Values summarize the most relevant contemporary dynamical, experimental, and flight results for hard panspermia, together with the conservative screening use made of them in this work.

Stage	Representative result	Quantitative constraint from the literature	Conservative use in the present paper
Impact ejection	Spallation theory and hypervelocity experiments [11–13, 18, 19]	Low-shock ejecta can be launched from Mars; direct modern tests show <i>D. radiodurans</i> survival up to about 3 GPa, while selected older spore/lichen experiments support a broader viable tail into the multi-GPa to few-tens-of-GPa regime	Viable launch is treated as a low-shock tail, not a property of the bulk ejecta population; conservative screening uses $p_{\text{sh}} \sim 1\text{--}3$ GPa as a direct benchmark and recognizes a broader experimental upper tail
Transit time	Martian-meteorite exposure ages and transfer calculations [3, 20]	Measured martian meteorites record about 0.35 to 16 Myr exposure ages; roughly 1% of ejecta can reach Earth within 16 000 yr and $10^{-4}$ within 100 yr	Fast Mars transfer is treated as the biologically privileged channel; long-lived meteorites are dynamically common but biologically far less favorable
Vacuum and UV	Tanpopo ISS exposure [21]	Dried <i>D. radiodurans</i> pellets $\geq 500 \mu\text{m}$ survived 3 years in space; 1 mm pellets correspond to estimated survival times of about 2 to 8 years in interplanetary space	UV/desiccation are treated as manageable only for shielded aggregates or lithic carriers on short flights; naked-cell interstellar transfer is not treated as viable
Ionizing radiation	Radiation-transport models in rock [20, 22]	Rocks smaller than about 60 cm can have enhanced central dose from secondaries; effective external shielding begins for boulders of diameter $\gtrsim 2.6$ m; at burial depths of order 1 m, sterilizing doses accumulate on Myr timescales	Radiation is taken as the dominant long-flight bottleneck; centimeter-to-decimeter shielding is assigned only to fast Mars transfer, whereas Myr survival requires meter-class carriers
Atmospheric entry	Re-entry and recovery experiments [14–17]	Shallow burial can be sterilized down to roughly 2 to 5 cm, while deeper interiors can remain cool enough to survive favorable entries	Entry survival is screened by a burial floor $d_{\text{ent}} \sim 0.02\text{--}0.05$ m rather than by total impact energy
Interstellar capture	Solar-System capture calculations [8–10]	Earth-seeding expectations are about $3 \times 10^{-5} f_{\text{seed}}$ in the birth cluster and about $5 \times 10^{-10} f_{\text{seed}}$ in the Galactic field; Solar-System capture is dominated by $v_{\infty} < 4 \text{ km s}^{-1}$	Extrasolar transfer is screened by the combined requirements of $v_{\infty} \lesssim 4 \text{ km s}^{-1}$ , long-term radiation survival, and early donor timing; only the birth-cluster channel survives as a nonzero but strongly suppressed possibility

## B. Donor prerequisites: low escape speed, early habitability, and timing

A viable donor must satisfy three conditions simultaneously: it must launch lightly shocked material above escape speed, it must host habitable environments early enough for transfer to matter for Earth’s origin, and it must do so on trajectories whose subsequent transport kernel is not already negligible. Among known candidates, early Mars best satisfies this conjunction. Its escape speed is only about  $5 \text{ km s}^{-1}$ , rocky transfer from Mars to Earth is observationally established, and rover data show that ancient Mars hosted long-lived aqueous environments [23, 24]. By contrast, Venus combines a deeper potential well with a dense atmosphere, and extrasolar donors inherit the additional filters of planetary-system escape, interstellar transfer, and Solar-System capture.

The donor’s broader Galactic environment matters mainly through the cumulative radiation background and long-term habitability window. For Mars-to-Earth transfer, those effects are secondary to the much stronger constraints imposed by launch pressure, flight time, shielding depth, and Earth entry. For extrasolar channels they act in the same direction as the dynamical suppression: they do not rescue an already unfavorable transport kernel but reinforce its smallness.

## IV. TRANSFER WITHIN THE SOLAR SYSTEM

### A. Mars-to-Earth transfer is real; the biological status is the open issue

The least speculative part of lithopanspermia is the mechanical transfer itself. Martian meteorites on Earth demonstrate that launch from Mars, interplanetary transit, atmospheric entry, and deposition on Earth can all occur in nature [2–4]. The open question is biological, not dynamical: were any such carriers inhabited, and if so, could any inhabitants survive?

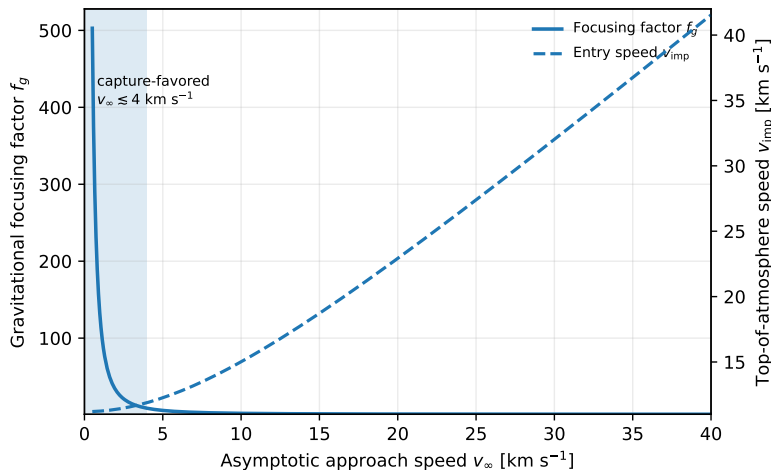


FIG. 2. Earth-interception kinematics as a function of asymptotic encounter speed  $v_\infty$ . The solid curve shows the gravitational focusing factor  $f_g = 1 + v_{\text{esc},\oplus}^2/v_\infty^2$ , and the dashed curve shows the corresponding top-of-atmosphere speed  $v_{\text{imp}} = \sqrt{v_\infty^2 + v_{\text{esc},\oplus}^2}$ . The shaded band marks the low- $v_\infty$  regime favored by efficient Solar-System capture. The physical point is the separation of capture and arrival: low  $v_\infty$  strongly increases interception probability, but even the most capture-favorable carriers still reach Earth at meteorite-like speeds because Earth gravity enforces  $v_{\text{imp}} \geq v_{\text{esc},\oplus} \simeq 11.2 \text{ km s}^{-1}$ . Survival therefore depends on burial depth, ablation, fragmentation, and target compliance rather than on a mechanically gentle encounter.

ALH84001 is a useful physical example. Ref. [25] inferred that its interior had not exceeded roughly  $40^\circ\text{C}$  since before ejection from Mars. That specific meteorite is not evidence for life transfer, but it is strong evidence that the interior of at least some martian meteorites remains far colder than naive whole-body energy arguments would suggest.

### B. Fast and slow transfer channels

A crucial distinction separates the most common martian meteorites from the most biologically favorable transfer trajectories. Cosmic-ray exposure ages of known martian meteorites span roughly 0.35 to 16 Myr [3]. Those durations are challenging for microbial survival unless the carrier is large enough to provide substantial shielding. Yet trajectory calculations also show that about 1% of Mars ejecta can reach Earth within 16 000 yr, and about  $10^{-4}$  can arrive within 100 yr [3, 20]. Those rare short trajectories have a vastly better biological prospect because radiation and desiccation requirements become much less severe.

The resulting synthesis is important: the most biologically relevant carriers need not dominate modern meteorite collections. Surviving, easily recoverable meteorites today are biased toward a particular size and exposure-age distribution. The subset that would have offered the best odds for hard panspermia is likely the rare fast-transfer tail.

### C. Earth interception, entry, and terminal loading

The final orbital step is not purely geometric. Earth gravity enhances the interception cross section by the focusing factor in Eq. (12). Figure 2 makes the consequence explicit. The capture-favored regime is the low- $v_\infty$  regime, but low  $v_\infty$  does *not* imply a gentle arrival at Earth because the planet's own gravity already supplies  $v_{\text{esc},\oplus} \approx 11.2 \text{ km s}^{-1}$ .

Representative numbers are useful. For  $v_\infty = 2 \text{ km s}^{-1}$ , one has  $f_g \simeq 32$ ,  $v_{\text{imp}} \simeq 11.4 \text{ km s}^{-1}$ , and  $q_k \simeq 65 \text{ MJ kg}^{-1}$ . For  $v_\infty = 20 \text{ km s}^{-1}$ , the focusing factor drops to  $f_g \simeq 1.31$ , while  $v_{\text{imp}} \simeq 22.9 \text{ km s}^{-1}$  and  $q_k \simeq 263 \text{ MJ kg}^{-1}$ . The point is not the size of the bulk energies by themselves, but the local pressure-temperature history of the buried microenvironment.

The lesson is twofold. Low- $v_\infty$  carriers are geometrically favored, and low  $v_\infty$  reduces the incremental dynamical load beyond Earth's unavoidable gravitational acceleration; yet even the most capture-favorable arrivals still encounter Earth at meteorite-like speeds. Even when  $v_\infty$  is small, Earth arrival is still meteorite-like rather than gentle because Earth's gravity sets a floor under  $v_{\text{imp}}$ . What matters biologically is therefore not the total collision energy, but the local heating and pressure history of the buried microenvironment.

Atmospheric entry primarily ablates and heats an outer shell. Re-entry studies indicate that the outer several millimeters are strongly heated, while biologically relevant sterilization depths for small carriers are more plausibly of order 2 to 5 cm [14, 15]. Entry is thus a size filter, not a universal sterilizer. The transport chain remains open only for cargo buried at least centimeters deep, and preferably much deeper when long-flight radiation is relevant.

Final impact is less well constrained experimentally than launch shock or vacuum exposure, because survival depends strongly on target compliance: deep water, soft sediment, fragmentation during descent, and oblique low-mass impacts can all reduce the terminal stress seen by a buried interior [15, 22]. The conservative statement is therefore limited but important: Earth arrival is an additional low-probability filter, not an automatic sterilization event for deeply buried interiors.

## V. TRANSFER BEYOND THE SOLAR SYSTEM

### A. Birth-cluster transfer versus Galactic-field transfer

Modern interstellar panspermia calculations distinguish sharply between the Sun's birth cluster and the later Galactic field. In the birth cluster, stars are closer together and relative speeds are smaller; capture is therefore less suppressed. Adams and Napier estimate an Earth-seeding expectation of roughly  $3 \times 10^{-5} f_{\text{seed}}$  for the birth-cluster channel, compared with about  $5 \times 10^{-10} f_{\text{seed}}$  for Galactic-field transfer and about  $3 \times 10^{-14} f_{\text{seed}}$  for direct Earth impact from interstellar rocks [8]. Even the optimistic birth-cluster value is far below unity.

That analysis also reveals a second temporal bottleneck: if life could not arise on the donor before the Sun left its birth cluster, then the expected number of successful Earth-seeding events collapses even further [8]. Independent earlier modeling reached a closely related conclusion: outside the birth-cluster phase, potentially life-bearing extrasolar ejecta are not expected to have reached Earth before life already appeared here [26]. These results are difficult to evade because they follow from basic kinematics and timing rather than from an unusually pessimistic biological model.

The timing constraint can be stated more sharply. If life could not arise on the donor before cluster dispersal, the expected number of successful Earth-seeding events falls to about  $10^{-9} f_{\text{seed}}$  [8]. More optimistic Galaxy-scale exchange models exist [27, 28], but they do not overturn the Earth-specific conclusion: rocky bodies may traverse the Galaxy, yet Earth seeding remains strongly suppressed once one conditions on early arrival, Solar-System capture, and biological viability after long radiation exposure.

### B. Capture kinematics are decisive

The capture problem is fundamentally a low-velocity problem. Solar-System capture of interstellar objects is dominated by incoming asymptotic speeds  $v_{\infty} \lesssim 4 \text{ km s}^{-1}$  [9]. Galactic velocity dispersions are much larger than this capture-favored regime. Even before biological survival is considered, generic interstellar objects therefore rarely enter the kinematic window in which capture by the giant-planet architecture is efficient.

Capture kinematics are thus the decisive additional filter. Once the low- $v_{\infty}$  requirement is compounded with the long-duration shielding requirement highlighted by Fig. 3, extrasolar hard panspermia to Earth becomes a conjunction of two already-suppressed events. More optimistic exchange models at Galactic scale remain physically interesting [27, 28], but they do not change the Earth-specific conclusion because they do not remove the combined capture, timing, Earth-interception, and post-exposure viability penalties.

More optimistic galactic-exchange models exist. For example, Ref. [27] argues that the Milky Way can exchange rocky bodies if biological survival times are long enough, and Ref. [28] shows that galaxy-scale exchange of organics is not forbidden in principle. Those works are physically interesting, but they are not Earth-specific seeding calculations. Once one conditions on Solar-System capture, Earth delivery, and biological viability after long radiation exposure, the probability shrinks drastically.

### C. Why intergalactic hard panspermia is effectively negligible

For natural intergalactic hard panspermia, the scalings alone are enough to exclude practical relevance. Consider an intergalactic distance  $d \sim 100 \text{ kpc}$  and a relative speed  $v \sim 300 \text{ km s}^{-1}$ . The ballistic travel time is

$$t \sim \frac{d}{v} \approx 3 \times 10^8 \text{ yr.} \quad (15)$$

That timescale is already hostile to present-day terrestrial-like biochemistry. But the deeper problem is capture: intergalactic objects arrive far above the low- $v_\infty$  regime favored by Solar-System capture [9]. The combined failure of the transit-survival and capture conditions makes natural intergalactic hard panspermia to Earth effectively negligible.

Such a flight time pushes the biology into a radiation regime far beyond the defensible end of Eq. (9), while the encounter speed lies two orders of magnitude above the Solar-System capture-favored regime. The chain therefore fails twice: by transit survival and by capture. Recent Oumuamua-motivated reanalysis reaches a closely related Earth-specific conclusion from updated interstellar number densities, placing an optimistic upper bound of order  $10^{-5}$  on the probability that biologically active interstellar ejecta seeded Earth before the earliest evidence for life, even under generous assumptions for shielding and establishment [10].

## VI. TRANSIT SURVIVAL AND CARRIER ARCHITECTURE

### A. Surface biology is disfavored; endolithic packaging is favored

The packaging problem is not cosmetic. Exposed cells are poor candidates because they receive direct solar UV during transit and experience the strongest heating during atmospheric entry. The most realistic passengers are endolithic or shallow-subsurface organisms that already inhabit pores, cracks, evaporites, or regolith grains before the ejection event. Lithopanspermia therefore selects for a particular biosphere architecture: if it occurs at all, it most naturally transports rock-inhabiting microorganisms rather than open-surface phototrophs or macroscopic organisms [15, 17, 22].

### B. Vacuum, desiccation, and UV are survivable for years, not indefinitely

Space-exposure data are now strong enough to support a very specific statement. Vacuum and desiccation are not automatically fatal to the most resistant microbes, provided UV is attenuated. Tanpopo showed that dried *D. radiodurans* pellets at least  $500\ \mu\text{m}$  thick survived three years in space. Extrapolation of the measured survival curves implies that 1 mm pellets correspond to survival times of about 2 to 8 years in interplanetary space [21]. That is highly relevant for the rare shortest Mars-to-Earth transfers. It does not validate long interstellar transfer of naked cells.

### C. Ionizing radiation dominates beyond short flights

For longer flights, ionizing radiation dominates the survival budget. Radiation-transport modeling summarized by Dartnell shows two nonintuitive but robust effects: rocks smaller than about 60 cm can have enhanced central dose because secondary cascades increase the dose in the interior, whereas boulders with diameter  $\gtrsim 2.6$  m begin to provide genuinely effective external shielding [22]. At burial depths of order 1 m, sterilizing doses accumulate on million-year timescales; at shallower depths and smaller sizes, the same total dose is reached much earlier [20, 22].

This yields a practical hierarchy:

1. For  $t_{\text{flight}} \lesssim 10$  yr, UV shielding and desiccation resistance dominate; millimeter-scale aggregates or centimeter-scale rock can suffice.
2. For  $t_{\text{flight}} \sim 10^2$  to  $10^4$  yr, centimeter-to-decimeter lithic shielding becomes increasingly attractive.
3. For  $t_{\text{flight}} \sim 10^6$  yr, meter-class shielding becomes the natural requirement.
4. For  $t_{\text{flight}} \gtrsim 10^8$  yr, hard panspermia with contemporary Earth-like biochemistry is extremely difficult to defend quantitatively.

That scale separation is the main reason Solar-System lithopanspermia remains plausible while interstellar and intergalactic hard panspermia do not.

### D. From flight time to required carrier architecture

The transport filters can be combined into a practical engineering statement. Entry on Earth sets a nearly time-independent burial-depth floor  $d_{\text{ent}}$ , whereas radiation survival imposes a flight-time dependent shielding depth  $d_{\text{rad}}(t_{\text{fl}})$ .

The conservative lower envelope is therefore Eq. (10). Figure 1 compiles that envelope from the literature summarized in Table I. It is not a universal constitutive law. Rather, it is a reviewer-auditable scenario-ranking tool that makes the scale hierarchy immediately visible.

The figure encapsulates a point that is easy to blur in narrative discussions. Fast Mars-to-Earth transfer is the only hard-panspermia channel that remains compatible with carrier sizes that are simultaneously plausible for natural ejection, compatible with entry survival, and not already excluded by long-duration radiation. Typical martian-meteorite transfer remains possible only for large, deeply buried carriers. Extrasolar channels inherit both the radiation burden of long flights and the capture penalty of large  $v_\infty$ , which is why their expected Earth-seeding counts are so small.

### E. A survival-weighted viability measure for the low-shock spall population

A persistent weakness of purely stage-based discussions is that they answer only whether *some* sufficiently large carrier might survive. For hard panspermia, a better quantity is the fraction of the biologically loaded low-shock ejecta population that remains protected once the required burial depth is imposed. To make that idea explicit, consider a phenomenological low-shock carrier spectrum

$$\frac{dN}{dR} \propto R^{-\beta}, \quad R_{\min} \leq R \leq R_{\max, \text{sh}}, \quad (16)$$

where  $R$  is carrier radius,  $R_{\min}$  is the minimum carrier radius of interest,  $R_{\max, \text{sh}}$  is the largest lightly shocked spall fragment available to the biologically viable ejecta tail, and  $\beta$  is a steep-spectrum index. Eq. (16) is not meant as a universal fragmentation law; its role is to isolate the biologically decisive competition between the required protected depth  $d_{\min}(t_{\text{fl}})$  and the maximum lightly shocked carriers actually available.

Assume, conservatively, that once a viable fragment exists the biological cargo is distributed through the fragment volume, as is natural for endolithic or shallow-subsurface cargo already inhabiting pore space and microfractures before the impact. The surviving buried-volume fraction of a carrier of radius  $R$  after a flight time  $t_{\text{fl}}$  is then

$$f_{\text{bur}}(R, t_{\text{fl}}) = \Theta(R - d_{\min}(t_{\text{fl}})) \left[ 1 - \frac{d_{\min}(t_{\text{fl}})}{R} \right]^3, \quad (17)$$

where  $\Theta$  is the Heaviside step function. Eq. (17) simply states that only the interior sphere remaining beneath a sacrificial shell of thickness  $d_{\min}$  is biologically protected. A surface-biased biosphere would fare worse than Eq. (17); the present model is therefore conservative for survival.

The survival-weighted buried-volume fraction of the low-shock ejecta population is

$$\mathcal{F}_{\text{bur}}(t_{\text{fl}}; \beta, R_{\min}, R_{\max, \text{sh}}) = \frac{\int_{R_{\min}}^{R_{\max, \text{sh}}} R^{3-\beta} f_{\text{bur}}(R, t_{\text{fl}}) dR}{\int_{R_{\min}}^{R_{\max, \text{sh}}} R^{3-\beta} dR}. \quad (18)$$

The weighting by  $R^3$  reflects the fact that, at fixed colonization density, biological cargo scales with fragment volume. Eq. (18) therefore asks the physically relevant population-level question: after the joint entry-and-radiation requirement is applied, what fraction of the biologically loaded low-shock ejecta volume remains viable? [A closed-form evaluation of Eq. (18) is given in Appendix A.]

Figure 3 converts the protected-depth floor into a population-level viability penalty. For  $R_{\max, \text{sh}} \lesssim 0.3$  m,  $\mathcal{F}_{\text{bur}}$  is effectively driven to zero once  $t_{\text{fl}}$  enters the common martian-meteorite range  $10^5$ – $10^7$  yr. For  $R_{\max, \text{sh}} \sim 1$  m, the surviving fraction in that same regime is already reduced to  $\lesssim 10^{-2}$ . Only if the lightly shocked spall population extends into the multi-meter regime does  $\mathcal{F}_{\text{bur}}$  remain appreciable at Myr flight times. The biologically privileged martian channel is therefore not Mars-to-Earth transfer in general, but the rare fast-transfer tail.

Three consequences follow directly. First, long-flight viability requires not merely that some large rock exist, but that the *lightly shocked spall population* extend to radii comparable to the required protected depth. If  $R_{\max, \text{sh}} \lesssim 0.3$  m, then the common Myr martian-meteorite channel is biologically closed in the present model because  $d_{\min}$  eventually exceeds the largest lightly shocked carrier radius. If  $R_{\max, \text{sh}} \sim 1$  m, the long-flight channel is only marginally open; for  $\beta = 3.5$ ,  $\mathcal{F}_{\text{bur}}$  at  $d_{\min} \sim 0.5$  m is only of order  $10^{-2}$ , and it falls to zero as  $d_{\min}$  approaches 1 m. Only when  $R_{\max, \text{sh}}$  reaches several meters does a substantial fraction of the low-shock biological volume remain viable over typical martian-meteorite exposure ages.

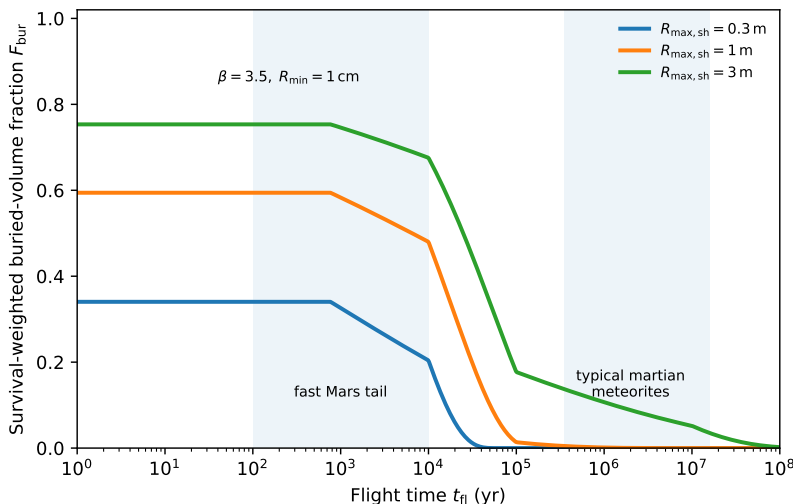


FIG. 3. Survival-weighted buried-volume fraction  $\mathcal{F}_{\text{bur}}$  from Eq. (18) for a representative steep ejecta spectrum with  $\beta = 3.5$  and  $R_{\text{min}} = 1$  cm. The curves differ only in the maximum lightly shocked carrier radius  $R_{\text{max,sh}}$ . Unlike Fig. 1, which is a carrier-level viability threshold, this panel is a population-level viability measure: it shows what fraction of the biologically loaded low-shock ejecta volume remains viable after the joint entry-and-radiation requirement is imposed. For  $R_{\text{max,sh}} \lesssim 0.3$  m, the common Myr martian channel is effectively closed; for  $R_{\text{max,sh}} \sim 1$  m,  $\mathcal{F}_{\text{bur}} \lesssim 10^{-2}$  once  $d_{\text{min}}$  reaches  $\sim 0.5$  m; only meter-to-multi-meter lightly shocked carriers keep long-flight viability appreciable.

Second, survival weighting strongly boosts the biological importance of the rare fast tail. Rare  $10^2$ – $10^4$  yr Mars-to-Earth transfers do not need to dominate the raw transfer count to matter biologically; they need only avoid the large suppression that Eq. (18) imposes on the much more common Myr channel.

Third, the conclusion strengthens for steeper spectra. Increasing  $\beta$  shifts more of the biological inventory into smaller fragments, which are precisely the carriers penalized most strongly by the burial-depth requirement. The curves in Fig. 3 are therefore conservative with respect to any surface-fragmentation regime dominated by small lightly shocked debris.

## VII. EARTH ARRIVAL: ENTRY, HEATING, AND TERMINAL IMPACT

### A. Why total collision energy is the wrong sterilization metric

The concern about impact energy is physically justified but often misapplied. Even capture-favorable arrivals reach Earth with  $v_{\text{imp}} \gtrsim 11$  km s $^{-1}$ , corresponding to bulk specific kinetic energies of order  $10^2$  MJ kg $^{-1}$  (Fig. 2). But those are *bulk* energies. They do not imply uniform heating or pressure throughout the carrier. The relevant survival variables are the thermal skin depth reached during entry and the pressure history transmitted to the buried cargo during final deceleration and impact.

A simple conductive estimate illustrates the point. If the outer surface is strongly heated for a duration  $t_{\text{heat}}$ , the corresponding thermal penetration depth is

$$\delta_{\text{th}} \sim 2\sqrt{\alpha_{\text{th}} t_{\text{heat}}}, \quad (19)$$

where  $\alpha_{\text{th}}$  is the thermal diffusivity of the rock. Using  $\alpha_{\text{th}} \sim 10^{-6}$  m $^2$  s $^{-1}$  and  $t_{\text{heat}} \sim 10^2$  to  $10^3$  s gives

$$\delta_{\text{th}} \sim 2\text{--}6 \text{ cm}. \quad (20)$$

This order-of-magnitude estimate is consistent with the experimental and meteoritic literature: outer shells are ablated or strongly heated, while sufficiently deep interiors can remain comparatively cool [14–17].

### B. Entry survival requires burial at least centimeters deep

Entry is therefore not automatically sterilizing, but it is a serious size filter. Fajardo-Cavazos *et al.* showed that *Bacillus subtilis* spores on artificial meteorites could survive a hypervelocity atmospheric-entry experiment in selected

configurations [14]. By contrast, the STONE experiments demonstrated that shallowly exposed biological material on re-entry mounts did not survive the stagnation-point conditions tested [15]. The consistent inference is not that entry is fatal in all cases, but that viable cargo should be buried at least centimeters deep and preferably more deeply when the carrier is small or the entry is severe.

### C. Impact deceleration, stopping length, and contact pressure

The final deceleration environment is less well constrained than launch shock or vacuum exposure, but a useful engineering scaling can still be written down. Let  $\ell_{\text{stop}}$  be the effective stopping length of the carrier during the terminal stage, after allowing for fragmentation and for the mechanical softness of the target medium. Then the characteristic deceleration and stopping time are

$$a_{\text{stop}} \sim \frac{v_{\text{imp}}^2}{2\ell_{\text{stop}}}, \quad t_{\text{stop}} \sim \frac{2\ell_{\text{stop}}}{v_{\text{imp}}}. \quad (21)$$

For  $v_{\text{imp}} \sim 12 \text{ km s}^{-1}$ , one finds  $a_{\text{stop}} \sim 7 \times 10^7 (\ell_{\text{stop}}/1 \text{ m})^{-1} \text{ m s}^{-2}$ . The terminal stage is therefore severe for compact impacts into hard targets, but it becomes less hostile when fragmentation, oblique entry, or impact into water or soft sediment increases the effective stopping length.

A contact-scale dynamic pressure estimate is still useful as an outer-envelope stress scale,

$$p_c \sim \rho_t v_{\text{imp}}^2, \quad (22)$$

where  $\rho_t$  is the density of the decelerating medium. For  $\rho_t \sim 10^3$  to  $3 \times 10^3 \text{ kg m}^{-3}$  and  $v_{\text{imp}} \sim 11$  to  $20 \text{ km s}^{-1}$ , the outer stagnation or contact zone reaches of order 0.1 to 1 TPa. That estimate is not the uniform stress seen by the carrier interior. Real interior stresses are reduced by ablation, fragmentation, sacrificial outer layers, and target compliance. The correct conclusion is not that impact survival is impossible, but that the terminal stage is another severe filter and that survival is most plausible for deeply buried cargo, especially when the effective stopping length is increased by favorable entry geometry or a mechanically soft target medium. Oblique entry, fragmentation that sheds a sacrificial outer shell, and impact into water, ice, or unconsolidated sediment all act in the same qualitative direction: they reduce the stress actually transmitted to the protected interior compared with the naive bulk-energy estimate.

## VIII. INTEGRATED EARTH-DIRECTED DONOR HIERARCHY

The donor-ranking problem is not separate from the transport analysis above; it is the integrated use of that analysis. The relevant question is not whether a channel is conceivable in isolation, but whether its Earth-directed transport-survival weight remains non-negligible after the same launch, shielding, transfer, interception, entry, impact, and establishment filters are imposed on every donor class.

*Indigenous terrestrial origin.* Earth pays no transfer penalty, no low- $v_\infty$  capture penalty, and no atmospheric-entry penalty. Its remaining unknowns are biological and geochemical rather than dynamical. That alone does not prove local origin, but it makes terrestrial abiogenesis the default null hypothesis against which all import channels must compete.

*Early Mars.* If life was imported rather than locally originated, early Mars is the leading donor by a wide margin. The reason is cumulative rather than singular: Mars had early aqueous environments compatible with habitability; Mars-to-Earth lithic transfer is directly demonstrated; Mars has a low escape speed, which favors viable launch; and a rare short-transfer tail exists, which dramatically relaxes the radiation burden. No extrasolar donor presently matches that conjunction. The missing term in the Mars channel is biological rather than dynamical: no confirmed martian biosphere is known.

*Sibling birth-cluster systems.* Sibling systems in the Sun's birth cluster remain the least implausible extrasolar donors because their relative velocities and separations were smaller than those of later Galactic-field systems. Even here, however, the expected Earth-seeding count remains far below unity, the donor must become biological before cluster dispersal, and long-duration survival still requires substantial shielding. This channel is physically interesting but not competitive with Mars for Earth's actual origin history.

*Galactic-field and intergalactic donors.* Galactic-field donors fail because the low- $v_\infty$  capture requirement and the radiation-limited survival requirement become unfavorable simultaneously. Intergalactic donors fail more decisively: encounter speeds are far above the capture-favored regime and flight times are so long that the required shielding becomes extreme before capture is even considered.

The resulting channel hierarchy is sharply ordered rather than binary. Transport physics does not prove indigenous terrestrial origin, but it does sharply order the alternatives. On current evidence, indigenous terrestrial origin remains the default inference; early Mars is the only external hard-panspermia channel whose Earth-directed kernel is not already negligible; sibling birth-cluster systems remain possible in principle but strongly suppressed; and Galactic-field or intergalactic hard panspermia is negligible for Earth’s origin history.

### A. Relative channel weights versus absolute origin probabilities

Absolute origin probabilities remain prior-dominated in the present problem, because the terrestrial abiogenesis prior  $P_{\text{abi},\oplus}$ , the donor-life priors  $P_{\text{life}}^{(i)}$ , and the inhabited-ejecta yields  $N_{\text{ej,bio}}^{(i)}$  are not empirically known. What the present framework does determine is the relative channel weight of each import mechanism once the Earth-directed transport-survival filter is imposed.

We therefore define the unnormalized channel weights

$$W_{\oplus} \equiv P_{\text{abi},\oplus} P_{\text{est}}^{(\oplus)}, \quad W_i \equiv P_{\text{life}}^{(i)} N_{\text{ej,bio}}^{(i)} \mathcal{K}_{\oplus}^{(i)} P_{\text{est}}^{(i \rightarrow \oplus)}, \quad (23)$$

where  $W_{\oplus}$  is the weight for indigenous terrestrial origin and  $W_i$  is the corresponding weight for donor class  $i$ . The corresponding donor-to-Earth channel-weight ratio is

$$\mathcal{O}_{i/\oplus} \equiv \frac{W_i}{W_{\oplus}} = \frac{P_{\text{life}}^{(i)} N_{\text{ej,bio}}^{(i)} \mathcal{K}_{\oplus}^{(i)} P_{\text{est}}^{(i \rightarrow \oplus)}}{P_{\text{abi},\oplus} P_{\text{est}}^{(\oplus)}}. \quad (24)$$

Eq. (24) does not define a closed posterior. It defines a transport-ranked channel comparison: donor classes with  $\mathcal{K}_{\oplus}^{(i)} \ll 1$  are already noncompetitive before donor-biology priors are assigned.

The donor hierarchy is then not merely qualitative but thresholded. Galactic-field and intergalactic hard panspermia are already crushed at the transport level. Sibling birth-cluster channels remain strongly suppressed and require large source-side biological enhancement to compete. The only unresolved hard-panspermia comparison is therefore not Earth versus the Galaxy, but Earth versus early Mars, with the fast martian transfer tail singled out as the only external channel that avoids a large additional  $\mathcal{F}_{\text{bur}}$  penalty.

### B. Computed source-side enhancement thresholds

Eq. (24) is exact but not numerically closed, because the terrestrial abiogenesis prior  $P_{\text{abi},\oplus}$ , the donor-life prior  $P_{\text{life}}^{(i)}$ , and the inhabited-ejecta yield  $N_{\text{ej,bio}}^{(i)}$  are not empirically known. One can nevertheless compute the source-side biological enhancement a donor class must possess in order to overcome its transport penalty. Define

$$\mathcal{B}_i \equiv \frac{P_{\text{life}}^{(i)} N_{\text{ej,bio}}^{(i)} P_{\text{est}}^{(i \rightarrow \oplus)}}{P_{\text{abi},\oplus} P_{\text{est}}^{(\oplus)}}, \quad (25)$$

so that the donor-to-Earth odds ratio becomes

$$\mathcal{O}_{i/\oplus} = \mathcal{B}_i \mathcal{T}_i. \quad (26)$$

Here  $\mathcal{T}_i$  is the transport-controlled suppression factor. For donor classes whose physics is already summarized by the Earth-directed kernel, we take

$$\mathcal{T}_i \equiv \mathcal{K}_{\oplus}^{(i)}. \quad (27)$$

For martian hard panspermia, the transport factor can be sharpened by explicitly separating the fast and slow transfer channels:

$$\wp_{\text{Mars}}(t_{\text{fl}}) = f_{\text{fast}} \wp_{\text{fast}}(t_{\text{fl}}) + (1 - f_{\text{fast}}) \wp_{\text{slow}}(t_{\text{fl}}), \quad (28)$$

$$\wp_{\text{fast}}(t) = \frac{\Theta(t - t_{f_1}) \Theta(t_{f_2} - t)}{t \ln(t_{f_2}/t_{f_1})}, \quad (t_{f_1}, t_{f_2}) = (10^2, 10^4) \text{ yr}, \quad (29)$$

$$\wp_{\text{slow}}(t) = \frac{\Theta(t - t_{s_1}) \Theta(t_{s_2} - t)}{t \ln(t_{s_2}/t_{s_1})}, \quad (t_{s_1}, t_{s_2}) = (10^5, 10^7) \text{ yr}. \quad (30)$$

$$\overline{\mathcal{F}}_{\text{burfast}} \equiv \int \wp_{\text{fast}}(t_{\text{fl}}) \mathcal{F}_{\text{bur}}(t_{\text{fl}}; \beta, R_{\text{min}}, R_{\text{max,sh}}) dt_{\text{fl}}, \quad \overline{\mathcal{F}}_{\text{burslow}} \equiv \int \wp_{\text{slow}}(t_{\text{fl}}) \mathcal{F}_{\text{bur}}(t_{\text{fl}}; \beta, R_{\text{min}}, R_{\text{max,sh}}) dt_{\text{fl}}. \quad (31)$$

Thus,

$$\mathcal{T}_{\text{Mars,eff}} \equiv \mathcal{K}_{\oplus}^{(\text{Mars})} \left[ f_{\text{fast}} \overline{\mathcal{F}}_{\text{burfast}} + (1 - f_{\text{fast}}) \overline{\mathcal{F}}_{\text{burslow}} \right]. \quad (32)$$

This two-component model makes explicit that Mars is not represented by a single flight time: the biologically privileged fast tail avoids the strong  $\mathcal{F}_{\text{bur}}$  suppression imposed on the much more common Myr-transfer regime. In sensitivity estimates,  $f_{\text{fast}}$  should be varied rather than fixed to one representative value. Eq. (32) makes explicit what is only implicit in the present qualitative ranking: the martian channel is not represented by a single flight time, and the fast-transfer tail is biologically amplified because it avoids the severe  $\mathcal{F}_{\text{bur}}$  suppression imposed on the much more common Myr-transfer regime.

The critical source-side biological enhancement required for donor class  $i$  to match indigenous terrestrial origin is then

$$\mathcal{B}_{i,\text{crit}} \equiv \mathcal{T}_i^{-1}, \quad (33)$$

and the corresponding threshold relative to the effective martian channel is

$$\mathcal{R}_{i/\text{Mars}} \equiv \frac{\mathcal{T}_{\text{Mars,eff}}}{\mathcal{T}_i}. \quad (34)$$

The Adams–Napier expressions are quoted in the form  $N_{\text{seed}} \sim C f_{\text{seed}}$ , where  $f_{\text{seed}}$  is the conditional probability that a viable arrival ultimately establishes life on Earth. In the notation of the present paper we identify

$$C \rightarrow \mathcal{T}_i, \quad f_{\text{seed}} \rightarrow P_{\text{est}}^{(i \rightarrow \oplus)}, \quad (35)$$

so the coefficients  $3 \times 10^{-5}$  and  $5 \times 10^{-10}$  entering Eq. (36) are interpreted as ceilings on  $\mathcal{T}_{\text{cluster}}$  and  $\mathcal{T}_{\text{field}}$ , not as already-normalized origin probabilities.

Eqs. (33) and (34) become numerically informative once the transport ceilings already adopted in the extrasolar section are inserted. For nonlocal hard-panspermia channels,

$$\mathcal{T}_{\text{cluster}} \lesssim 3 \times 10^{-5}, \quad \mathcal{T}_{\text{field}} \lesssim 5 \times 10^{-10}, \quad (36)$$

so the corresponding source-side enhancement factors required to match indigenous terrestrial origin are

$$\mathcal{B}_{\text{cluster,crit}} \gtrsim 3 \times 10^4, \quad \mathcal{B}_{\text{field,crit}} \gtrsim 2 \times 10^9. \quad (37)$$

Thus a sibling birth-cluster donor would have to exceed Earth by at least four to five orders of magnitude in the source-side biological factor  $P_{\text{life}}^{(i)} N_{\text{ej,bio}}^{(i)} P_{\text{est}}^{(i \rightarrow \oplus)}$  before it merely reaches parity, while a generic Galactic-field donor would have to exceed Earth by roughly nine orders of magnitude.

Mars is different because the transport penalty is not represented by a single flight time. If the fast-transfer tail dominates, then  $\overline{\mathcal{F}}_{\text{burMars}} \sim O(1)$  and the martian channel remains transport-competitive up to order-unity source-side factors. If instead one asks about the common Myr martian-meteorite regime with  $R_{\text{max,sh}} \sim 1$  m, then  $\overline{\mathcal{F}}_{\text{burMars}} \lesssim 10^{-2}$  and the required source-side enhancement rises to  $\gtrsim 10^2$ . In that form the donor hierarchy is no longer merely verbal: Earth and the fast Mars tail are the only channels that do not require extreme biological overperformance at the source.

## IX. POST-DELIVERY ESTABLISHMENT AND SOFT PANSPERMIA

### A. Transport success is not biosphere success

The Earth-side establishment factor  $P_{\text{est}}$  is included for one technical reason: successful delivery is not equivalent to successful establishment of a terrestrial biosphere. A viable arrival must still enter an early-Earth environment with positive energetic margin, net kinetic amplification, adequate retention, tolerable copying error, sufficient coding slack,

TABLE II. Thresholded donor odds for hard panspermia. The quantity  $\mathcal{B}_{i,\text{crit}} = \mathcal{T}_i^{-1}$  is the minimum factor by which the source-side biological term  $P_{\text{life}}^{(i)} N_{\text{ej,bio}}^{(i)} P_{\text{est}}^{(i \rightarrow \oplus)}$  must exceed its terrestrial counterpart in order for donor class  $i$  to compensate its transport penalty. Values  $\gtrsim 10^4$  or  $\gtrsim 10^9$  imply not merely that a channel is disfavored, but that it is quantitatively noncompetitive unless the donor is biologically far more favorable than Earth.

Donor class	Effective transport penalty $\mathcal{T}_i$	Required enhancement $\mathcal{B}_{i,\text{crit}}$
Fast Mars tail	not transport-closed; $\overline{\mathcal{F}}_{\text{burMars}} \sim O(1)$	$O(1)$
Typical martian meteorite	$\overline{\mathcal{F}}_{\text{burMars}} \lesssim 10^{-2}$ for $R_{\text{max,sh}} \sim 1 \text{ m}$	$\gtrsim 10^2$
Sibling birth-cluster system	$\lesssim 3 \times 10^{-5}$ (transport ceiling)	$\gtrsim 3 \times 10^4$
Generic Galactic-field donor	$\lesssim 5 \times 10^{-10}$ (transport ceiling)	$\gtrsim 2 \times 10^9$
Intergalactic donor	effectively zero	effectively unbounded

and long-term environmental persistence. Transport therefore sets the admissible initial conditions; establishment determines whether any admissible arrival actually matters biologically. Following [29], we therefore write

$$P_{\text{est}} = P \left[ \Phi > 1, \lambda_{\text{kin}} > 0, C > 1, E < 1, \chi > 1, \text{NPP} > 0, G_{\text{climate}} < 1 \mid \text{delivery} \right], \quad (38)$$

where the first five inequalities are local physicochemical viability conditions for the delivered microenvironment, whereas net primary productivity  $\text{NPP} > 0$  and  $G_{\text{climate}} < 1$  are planetary-scale persistence conditions relevant once ecological amplification begins. The local gates are

$$\Phi \equiv \frac{P_{\text{in}}}{P_{\text{maint}} + P_{\text{synth}}}, \quad C \equiv \frac{\tau_{\text{ret}}}{\tau_r}, \quad E \equiv \frac{\mu L}{\ln s}, \quad \chi \equiv \frac{C_{\text{cap}}}{R_{\text{code}}}, \quad (39)$$

where  $P_{\text{in}}$  is the usable free-energy input available to the delivered system,  $P_{\text{maint}}$  and  $P_{\text{synth}}$  are the maintenance and synthesis power requirements,  $\tau_{\text{ret}}$  is the retention time of key species,  $\tau_r$  is a representative reaction timescale,  $\mu$  is the per-site replication error probability,  $L$  is template length,  $s$  is selective advantage,  $C_{\text{cap}}$  is the coding-channel capacity, and  $R_{\text{code}}$  is the required coding rate.

The kinetic-amplification gate is set by

$$\lambda_{\text{kin}} \equiv \max_i \Re \lambda_i(J - \Lambda),$$

where  $J$  is the kinetic Jacobian of the local reaction network and  $\Lambda$  is an effective loss operator encoding dilution, degradation, and export. The condition  $\lambda_{\text{kin}} > 0$  therefore means that amplification outpaces loss in the linearized neighborhood of the candidate replicating state.

The symbol  $\text{NPP}$  denotes net primary productivity, so  $\text{NPP} > 0$  requires biosphere-level net positive free-energy throughput rather than mere transient metabolism [30]. For the climate gate we define the dimensionless linear feedback gain

$$G_{\text{climate}} \equiv \frac{\lambda_{\text{fb}}}{\lambda_0}, \quad \Delta T = \frac{F_{\text{ext}}}{\lambda_0 - \lambda_{\text{fb}}} = \frac{\Delta T_0}{1 - G_{\text{climate}}}, \quad \Delta T_0 \equiv \frac{F_{\text{ext}}}{\lambda_0}, \quad (40)$$

where  $F_{\text{ext}}$  is the imposed external radiative forcing,  $\lambda_0 > 0$  is the zero-feedback Planck restoring coefficient, and  $\lambda_{\text{fb}} = \sum_k \lambda_k$  is the aggregate climate–chemistry feedback parameter. The requirement  $G_{\text{climate}} < 1$  is the scalar local-stability condition for bounded climate amplification. In a full coupled climate–chemistry system the stronger condition is that the relevant Jacobian have no eigenvalue with positive real part.

In this language, hard panspermia can at most relax the requirement that Earth independently generated the first viable replicator. It does not remove the need for favorable terrestrial free-energy supply, kinetic amplification, retention, fidelity, and environmental persistence after delivery. The broader gate-based biosphere framework of Ref. [29] provides a more general context, but Eq. (38) is sufficient for the present paper.

## B. Soft panspermia is chemically more plausible

The chemical case for extraterrestrial delivery is much stronger than the biological case. Carbonaceous meteorites contain a broad suite of prebiotically relevant compounds, including purine and pyrimidine nucleobases [5]. Recent analyses of Bennu samples further report abundant ammonia-rich soluble organics [6] and bio-essential sugars [7].

TABLE III. Transport-ranked comparison of Earth-directed panspermia channels. For hard panspermia the listed assessments are conditioned on the existence of a donor biosphere and on later establishment after arrival; the table therefore compares channels by the size of their Earth-directed transport penalty rather than by an absolute origin probability.

Scenario	Characteristic flight time	Capture / encounter regime	Conservative carrier architecture for hard panspermia	Channel status
Hard panspermia: fast Mars → Earth	$10^2 - 10^4$ yr	Solar-System transfer; no extrasolar capture penalty	Burial $d \gtrsim 0.02 - 0.05$ m; centimeter-to-decimeter lithic shielding is potentially sufficient	Physically plausible; biologically unproven
Hard panspermia: typical martian meteorite	$3.5 \times 10^5 - 1.6 \times 10^7$ yr	Solar-System transfer; no extrasolar capture penalty	Burial of order 0.5 – 1 m and the natural requirement	Possible only for large, deeply shielded carriers; much less favorable than the fast Mars channel
Hard panspermia: sibling birth-cluster system	$\gtrsim 10^6 - 10^8$ yr	Requires low- $v_\infty$ Solar-System capture; expected seeding counts $\sim 3 \times 10^{-5} f_{\text{seed}}$ [8]	Multi-meter shielding plus early donor biosphere timing	Not excluded in principle, but strongly suppressed
Hard panspermia: generic Galactic-field donor	Long, typically $\gtrsim 10^7$ yr	Capture rare because efficient capture is dominated by $v_\infty < 4 \text{ km s}^{-1}$ [9]; expected counts $\sim 5 \times 10^{-10} f_{\text{seed}}$ [8]	Multi-meter to larger shielding required, in a capture regime that is already disfavored	Negligible for Earth's origin
Hard panspermia: intergalactic donor	$\sim 10^8 - 10^9$ yr or longer	Encounter speeds of order hundreds of $\text{km s}^{-1}$ ; capture effectively fails	Required shielding becomes very large before capture is even considered	Effectively excluded
Soft panspermia: Solar-System or- ganics	Not viability-limited	Solar-System delivery of organics and minerals is directly observed in meteorites and returned samples	No viable-cell shielding requirement; chemistry rather than viability dominates	Highly plausible as prebiotic enrichment

Those results support repeated exogenous enrichment of early-Earth chemistry; they do not imply that life itself was imported.

Soft panspermia should therefore be treated as the delivery of organics, minerals, redox-active phases, and catalytic feedstock through the more forgiving chemical kernel  $K_{\text{chem}}$ , not as a weakened form of hard panspermia. Its relevance is that it can increase precursor inventories, catalytic surface area, mineral diversity, and redox disequilibrium without transporting a living cell. Nothing in the transport kernel alone constrains the later probability of evolving complex or intelligent life once a viable terrestrial lineage is established.

Table III summarizes the transport-ranked channel hierarchy: generic Galactic and intergalactic hard panspermia are already negligible at the transport level, sibling birth-cluster channels are strongly suppressed, and the only externally imported hard-panspermia channel that remains quantitatively serious is early Mars-to-Earth transfer.

## X. DISCUSSION

The central quantitative result of the paper is not merely that remote hard-panspermia channels are suppressed, but that the suppression can be written as explicit source-side enhancement thresholds. Relative to indigenous terrestrial origin, a hard-panspermia donor must exceed Earth's source-side biological factor by  $O(1)$  for the fast Mars tail, by  $\gtrsim 10^2$  for the common Myr martian-meteorite channel at  $R_{\text{max,sh}} \sim 1$  m, by  $\gtrsim 3 \times 10^4$  for a sibling birth-cluster donor, and by  $\gtrsim 2 \times 10^9$  for a generic Galactic-field donor. Thus, only Earth and the fast Mars tail remain competitive without requiring extreme biological overperformance at the source.

Three conclusions are robust. First, the Earth-directed transport-survival kernel is sharply scale-dependent. Within the inner Solar System, especially for Mars-to-Earth transfer, none of the major physical filters is obviously closed. Beyond the Solar System, several filters become simultaneously unfavorable. Second, the dominant bottleneck is flight-time dependent: short-transfer hard panspermia is limited mainly by launch shock, ultraviolet exposure, and entry burial depth, whereas Myr-scale transfer is dominated by cumulative ionizing dose and therefore by carrier architecture. Third, the biologically relevant variables are local and geometric: peak launch pressure, burial depth, accumulated dose, thermal penetration depth, encounter speed, and target compliance matter more than bulk kinetic energy.

The current ranking would change materially only if one of a small number of things turned out to be false. The first is biological: unambiguous evidence for a martian biosphere would immediately make the Mars channel much

more consequential. The second is materials-dynamical: if the lightly shocked spall population extends routinely to meter-class radii, the long-flight martian channel becomes more open than the present conservative model allows. The third is radiobiological: if dormant viable cargo can survive  $10^5$ – $10^7$  yr without meter-class shielding, then the radiation filter would require major revision. The fourth is dynamical: if efficient capture operates well outside the present low- $v_\infty$  regime, then extrasolar channels would need to be recalculated from the ground up. At present none of those revisions is supported strongly enough to overturn the current hierarchy.

The resulting inference is mixed rather than ideological. Exogenous delivery of organics and catalytic feedstock to the early Earth is highly plausible. Hard panspermia remains physically credible only on Solar-System scales. Among nonterrestrial donors, early Mars remains the only one whose candidacy survives a stringent Earth-directed transport-survival analysis.

Transport physics constrains the identity and timing of a possible seed, not the later probability of evolving complex or intelligent life. Once a viable lineage is established, subsequent macroevolutionary outcomes are governed by ecology, contingency, and planetary feedbacks rather than by ejection, transfer, or entry mechanics [29].

*Broader implication for life beyond Earth.* The present result constrains the spread kernel, not the abiogenesis prior. If  $N_{\text{hab}}$  denotes the number of habitable worlds in a Galactic population,  $f_{\text{abi}}$  the probability of indigenous abiogenesis per habitable world, and  $K_{\text{gal}}$  an effective galaxy-scale hard-panspermia transfer kernel, then the expected numbers of independently originated and secondarily seeded biospheres scale as

$$\langle N_{\text{ind}} \rangle \sim N_{\text{hab}} f_{\text{abi}}, \quad \langle N_{\text{seed}} \rangle \sim N_{\text{src}} K_{\text{gal}}, \quad (41)$$

with  $N_{\text{src}}$  the number of already inhabited source systems. Earth establishes only that  $f_{\text{abi}}$  is nonzero for at least one realized planetary environment; it does not determine whether  $N_{\text{hab}} f_{\text{abi}}$  is  $\ll 1$ ,  $O(1)$ , or  $\gg 1$ . The present analysis argues that  $K_{\text{gal}}$  is very small for hard panspermia to Earth and, by the same transport logic, is not a plausible mechanism for rapid Galactic biological homogenization. That does *not* imply that life is rare; it implies only that, if life is common, it must arise predominantly through multiple local origin events rather than through efficient intersystem contagion. Nothing in the present transport analysis constrains the later probabilities of complex multicellularity, intelligence, or galaxy-scale biological proliferation.

## XI. CONCLUSIONS

A quantitative Earth-directed assessment of natural panspermia leads to five conclusions:

First, hard panspermia is sharply scale-dependent. It remains physically credible only within the Solar System, becomes strongly suppressed between stars, and is effectively negligible between galaxies.

Second, the governing state variables are local rather than bulk: peak launch pressure, burial depth, cumulative radiation dose, asymptotic encounter speed, thermal penetration depth during entry, and target compliance at arrival. Bulk collision energy alone is not a meaningful sterilization metric.

Third, carrier architecture is set by the larger of the entry and radiation requirements. Earth entry imposes a burial floor of order 2–5 cm, whereas Myr-scale transit pushes the relevant hard-panspermia carriers toward the meter-class regime. Rare fast Mars-to-Earth trajectories are therefore biologically much more important than their raw dynamical rarity suggests.

Fourth, early Mars is the only external donor whose Earth-directed kernel is not already negligible. It combines early aqueous habitability, low escape speed, proven lithic exchange with Earth, and a nonzero fast-transfer tail. The missing ingredient is biological rather than dynamical: no confirmed martian biosphere is known.

Fifth, soft panspermia is chemically much more plausible than hard panspermia on large scales. Delivery of organics, catalytic minerals, and redox-active feedstock likely enriched the chemical context of early terrestrial abiogenesis even if life itself originated on Earth.

The paper therefore answers the terrestrial-origin question in a ranked rather than binary form. Present evidence favors indigenous terrestrial origin as the dominant inference, because Earth alone avoids the transfer penalty and because life appeared on Earth very early. If life was imported rather than locally originated, early Mars is the only hard-panspermia donor that remains quantitatively serious after transport, timing, capture, shielding, entry, and establishment are imposed. Extrasolar and intergalactic hard panspermia are not competitive with either terrestrial abiogenesis or Mars-to-Earth transfer for Earth’s actual origin history. Soft panspermia is a separate and much stronger claim: Earth was almost certainly not chemically closed, and exogenous delivery of organics and catalytic feedstock may well have enriched the environment in which terrestrial life began.

## ACKNOWLEDGMENTS

The work described here was carried out at the Jet Propulsion Laboratory, California Institute of Technology, Pasadena, California, under a contract with the National Aeronautics and Space Administration. © 2026. California Institute of Technology. Government sponsorship acknowledged.

### Appendix A: Analytic form of the survival-weighted buried fraction

Define

$$a \equiv \max(R_{\min}, d_{\min}), \quad b \equiv R_{\max, \text{sh}}. \quad (\text{A1})$$

If  $b \leq d_{\min}$ , then  $\mathcal{F}_{\text{bur}} = 0$ . Otherwise, Eq. (18) can be written as

$$\mathcal{F}_{\text{bur}} = \frac{J_0 - 3d_{\min}J_1 + 3d_{\min}^2J_2 - d_{\min}^3J_3}{J_0^{\text{tot}}}, \quad (\text{A2})$$

where

$$J_n = \int_a^b R^{3-\beta-n} dR, \quad J_0^{\text{tot}} = \int_{R_{\min}}^b R^{3-\beta} dR. \quad (\text{A3})$$

For  $\beta \notin \{1, 2, 3, 4\}$ ,

$$J_n = \frac{b^{4-\beta-n} - a^{4-\beta-n}}{4 - \beta - n}, \quad J_0^{\text{tot}} = \frac{b^{4-\beta} - R_{\min}^{4-\beta}}{4 - \beta}. \quad (\text{A4})$$

Logarithmic limits apply in the exceptional cases where the denominator exponent vanishes. Eq. (A2) makes explicit why  $\mathcal{F}_{\text{bur}}$  is threshold-like in  $R_{\max, \text{sh}}$ : once the required protected depth approaches the largest lightly shocked carrier size, the surviving buried volume of the entire low-shock population collapses rapidly.

- 
- [1] M. S. Dodd, D. Papineau, T. Grenne, J. F. Slack, M. Rittner, F. Pirajno, J. O’Neil, and C. T. S. Little, Evidence for Early Life in Earth’s Oldest Hydrothermal Vent Precipitates, *Nature* **543**, 60 (2017).
  - [2] B. J. Gladman, J. A. Burns, M. Duncan, P. Lee, and H. F. Levison, The Exchange of Impact Ejecta Between Terrestrial Planets, *Science* **271**, 1387 (1996).
  - [3] B. Gladman, Destination: Earth. Martian Meteorite Delivery, *Icarus* **130**, 228 (1997).
  - [4] C. D. K. Herd, J. S. Hamilton, E. L. Walton, *et al.*, The Source Craters of the Martian Meteorites: Implications for the Igneous Evolution of Mars, *Science Advances* **10**, eadn2378 (2024).
  - [5] Y. Oba, Y. Takano, Y. Furukawa, T. Koga, D. P. Glavin, J. P. Dworkin, and H. Naraoka, Identifying the Wide Diversity of Extraterrestrial Purine and Pyrimidine Nucleobases in Carbonaceous Meteorites, *Nature Communications* **13**, 2008 (2022).
  - [6] D. P. Glavin, J. P. Dworkin, C. M. O. Alexander, *et al.*, Abundant Ammonia and Nitrogen-rich Soluble Organic Matter in Samples from Asteroid (101955) Bennu, *Nature Astronomy* **9**, 199 (2025).
  - [7] Y. Furukawa, S. Sunami, Y. Takano, *et al.*, Bio-essential Sugars in Samples from Asteroid Bennu, *Nature Geoscience* **19**, 19 (2026).
  - [8] F. C. Adams and K. J. Napier, Transfer of Rocks Between Planetary Systems: Panspermia Revisited, *Astrobiology* **22**, 1429 (2022).
  - [9] W. Dehnen, T. O. Hands, and R. Schönrich, Capture of Interstellar Objects – II. By the Solar System, *MNRAS* **512**, 4078 (2022).
  - [10] D. Cao, P. Plavchan, and M. Summers, The Implications of ‘Oumuamua on Panspermia, *ApJ* **971**, 160 (2024).
  - [11] D. Stöffler, G. Horneck, S. Ott, U. Hornemann, C. S. Cockell, R. Moeller, C. Meyer, J.-P. de Vera, J. Fritz, and N. A. Artemieva, Experimental Evidence for the Potential Impact Ejection of Viable Microorganisms from Mars and Mars-Like Planets, *Icarus* **186**, 585 (2007).
  - [12] G. Horneck, D. Stöffler, S. Ott, U. Hornemann, C. S. Cockell, R. Moeller, C. Meyer, J.-P. de Vera, J. Fritz, and N. A. Artemieva, Microbial Rock Inhabitants Survive Hypervelocity Impacts on Mars-Like Host Planets: First Phase of Lithopanspermia Experimentally Tested, *Astrobiology* **8**, 17 (2008).
  - [13] L. Zhao, C. A. Perez-Fernandez, J. DiRuggiero, and K. T. Ramesh, Extremophile Survives the Transient Pressures Associated with Impact-Induced Ejection from Mars, *PNAS Nexus* **5**, pgag018 (2026).

- [14] P. Fajardo-Cavazos, L. Link, H. J. Melosh, and W. L. Nicholson, Bacillus subtilis Spores on Artificial Meteorites Survive Hypervelocity Atmospheric Entry: Implications for Lithopanspermia, *Astrobiology* **5**, 726 (2005).
- [15] R. de la Torre, L. G. Sancho, G. Horneck, A. de los Ríos, J. Wierzchos, K. Olsson-Francis, C. S. Cockell, P. Rettberg, T. Berger, J.-P. de Vera, *et al.*, Survival of Lichens and Bacteria Exposed to Outer Space Conditions — Results of the Lithopanspermia Experiments, *Icarus* **208**, 735 (2010).
- [16] G. Horneck, R. Moeller, J. Cadet, T. Douki, R. L. Mancinelli, W. L. Nicholson, C. Panitz, E. Rabbow, P. Rettberg, J. A. Spry, E. Stackebrandt, P. Vaishampayan, and K. J. Venkateswaran, Resistance of Bacterial Endospores to Outer Space for Planetary Protection Purposes: Experiment PROTECT of the EXPOSE-E Mission, *Astrobiology* **12**, 445 (2012).
- [17] H. Cottin, J. M. Kotler, D. Billi, *et al.*, Space as a Tool for Astrobiology: Review and Recommendations for Experimentations in Earth Orbit and Beyond, *Space Science Reviews* **209**, 83 (2017).
- [18] H. J. Melosh, Impact Ejection, Spallation, and the Origin of Meteorites, *Icarus* **59**, 234 (1984).
- [19] R. M. E. Mastrapa, H. Glanzberg, J. N. Head, H. J. Melosh, and W. L. Nicholson, Survival of Bacteria Exposed to Extreme Acceleration: Implications for Panspermia, *Earth and Planetary Science Letters* **189**, 1 (2001).
- [20] C. Mileikowsky, F. A. Cucinotta, J. W. Wilson, B. Gladman, G. Horneck, L. Lindegren, J. Melosh, H. Rickman, M. Valtonen, and J.-Q. Zheng, Natural Transfer of Viable Microbes in Space: 1. From Mars to Earth and Earth to Mars, *Icarus* **145**, 391 (2000).
- [21] Y. Kawaguchi, M. Shibuya, I. Kinoshita, J. Yatabe, I. Narumi, H. Shibata, R. Hayashi, D. Fujiwara, Y. Murano, and A. Yamagishi, DNA Damage and Survival Time Course of Deinococcal Cell Pellets During 3 Years of Exposure to Outer Space, *Frontiers in Microbiology* **11**, 2050 (2020).
- [22] L. R. Dartnell, Ionizing Radiation and Life, *Astrobiology* **11**, 551 (2011).
- [23] J. P. Grotzinger, D. Y. Sumner, L. C. Kah, *et al.*, A Habitable Fluvio-Lacustrine Environment at Yellowknife Bay, Gale Crater, Mars, *Science* **343**, 1242777 (2014).
- [24] N. Mangold, S. Gupta, O. Gasnault, *et al.*, Perseverance Rover Reveals an Ancient Delta-Lake System and Flood Deposits at Jezero Crater, Mars, *Science* **374**, 711 (2021).
- [25] B. P. Weiss, H. Vali, F. J. Baudenbacher, J. L. Kirschvink, S. T. Stewart, and D. L. Shuster, A Low Temperature Transfer of ALH84001 from Mars to Earth, *Science* **290**, 791 (2000).
- [26] M. Valtonen, P. Nurmi, J.-Q. Zheng, F. A. Cucinotta, J. W. Wilson, G. Horneck, L. Lindegren, J. Melosh, H. Rickman, and C. Mileikowsky, Natural Transfer of Viable Microbes in Space from Planets in Extrasolar Systems to a Planet in Our Solar System and Vice Versa, *ApJ* **690**, 210 (2009).
- [27] I. Ginsburg, M. Lingam, and A. Loeb, Galactic Panspermia, *ApJ Letters* **868**, L12 (2018).
- [28] R. Gobat, S. E. Hong, O. Snaith, and S. Hong, Panspermia in a Milky Way-like Galaxy, *ApJ* **921**, 157 (2021).
- [29] S. G. Turyshev, Quantitative Nonequilibrium Pathway from Fundamental Physics to the Emergence and Persistence of Exoplanetary Biospheres, *Discover Life* **56** (2026), accepted for publication.
- [30] S. G. Turyshev, Information-Thermodynamic Bounds on Planetary Biosphere Productivity and Their Observational Tests (2025), [arXiv:2512.07199](https://arxiv.org/abs/2512.07199) [physics.bio-ph].