

Adaptive Bidding Policies for First-Price Auctions with Budget Constraints under Non-stationarity

Yige Wang[†], Jiashuo Jiang[†]

[†] Department of Industrial Engineering & Decision Analytics, Hong Kong University of Science and Technology

In this paper, we study how a *budget-constrained* bidder should learn to bid adaptively in repeated first-price auctions to maximize cumulative payoff. This problem arises from the recent industry-wide shift from second-price auctions to first-price auctions in display advertising, which renders truthful bidding suboptimal. We propose a simple dual-gradient-descent-based bidding policy that maintains a dual variable for the budget constraint as the bidder consumes the budget. We analyze two settings based on the bidder’s knowledge of future private values: (i) an uninformative setting where all distributional knowledge (potentially non-stationary) is entirely unknown, and (ii) an informative setting where a prediction of budget allocation is available in advance. We characterize the performance loss (*regret*) relative to an optimal policy with complete information. For uninformative setting, we show that the regret is $\tilde{O}(\sqrt{T})$ plus a Wasserstein-based variation term capturing non-stationarity, which is order-optimal. In the informative setting, the variation term can be eliminated using predictions, yielding a regret of $\tilde{O}(\sqrt{T})$ plus the prediction error. Furthermore, we go beyond the global budget constraint by introducing a refined benchmark based on a per-period budget allocation plan, achieving exactly $\tilde{O}(\sqrt{T})$ regret. We also establish robustness guarantees when the baseline policy deviates from the planned allocation, covering both ideal and adversarial deviations.

Key words: Online learning, First price auction, Budget allocation

1. Introduction

With the accelerating proliferation of e-commerce sweeping across industries (Khan 2016, Kim et al. 2017, Hallikainen and Laukkanen 2018, Faraoni et al. 2019, Wagner et al. 2020), digital advertising has become the predominant marketing force in the economy. In 2019, U.S. businesses alone spent over 129 billion dollars on digital advertising, surpassing total spending on traditional advertising channels for the first time by 20 billion dollars. This growth has been fueled by continued advancements in the e-commerce ecosystem, including improvements in warehouse efficiency (Boysen et al. 2019), delivery logistics (Lim et al. 2018), and e-payment systems (Kabir et al. 2015), and the upward trend has persisted in recent years (Wurmser 2020). In contrast, traditional advertising spending continues to decline (Wagner 2019).

In this backdrop, the core step that generates revenue for the digital advertising industry is online ad auctions, which are run and completed automatically (usually within 0.5 seconds (Sluis 1996)) each time before an ad is served. Within this brief window, three main entities interact: (i) publishers (sellers), who provide content and sell ad space or impression opportunities via auctions; (ii) advertisers (bidders), who bid on these opportunities to promote products, services or causes; and (iii) ad exchanges, which serve as the platforms where auctions are conducted.

Historically, due to its truthful nature—bidding one’s true private value being a dominant strategy—the second-price auction¹ (also known as the Vickrey auction (Vickrey 1961)) was widely adopted in online advertising (Lucking-Reiley 2000, Klemperer 2004, Lucking-Reiley et al. 2007). However, recently, there has been an industry-wide shift from second-price auctions to first-price auctions² in selling display ads (i.e., a wide range of ads, often made up of texts, images, or video segments that encourage the user to click through to a landing page and take some purchase actions), which account for 54% of the digital advertising market share³ (Despotakis et al. 2021). This is a percentage that has seen continued growth “fueled by the upswing in mobile browsing, social media activities, video ad formats, and the developments in targeting technology” (Choi et al. 2020).

In response to this trend, several major ad exchanges—including AppNexus, Index Exchange, and OpenX—began transitioning to first-price auctions in 2017, completing the shift by 2018 (Sluis 2017, AppNexus 2018). In addition, under sustained criticism of leveraging last-look advantage in second-price auctions, Google Ad Manager fully adopted first-price auctions by the end of 2019. The platform also introduced enhanced transparency in its new first-price auction design, allowing bidders to observe the minimum bid required to win after each auction. Situated in this background, an important question arises: How should a bidder adaptively bid in repeated first-price auctions to maximize its cumulative payoffs, especially when the environment is non-stationary?

1.1. Problem Formulation

We consider a bidder with an initial budget $B < \infty$ bidding sequentially in T first-price auctions. Specifically, in each period $t \in [T]$, an indivisible good is auctioned. The bidder first receives a private value $v_t \in [a, b]$ with $0 < a < b < \infty$ for the good and then bids a price $x_t \in [a, b \wedge B_t]$ based

¹ In a second-price auction, the highest bidder wins the auction but only pays the second-highest bid.

² In a first-price auction, the highest bidder wins the auction and pays for the highest price bid. First-price auctions have been the norm in several more traditional settings, including the mussel auctions (van Schaik and Kleijnen 2001); see also (Esponda 2008) for more discussion.

³ The remaining market share is dominated by search ads, which, at this point, are still exchanged between publishers and advertisers via second-price auctions, although this could change in the future, too.

on her private value and past observations, where B_t denotes the remaining budget at the beginning of period t with $B_1 = B$. Let $m_t \in [a, b]$ denote the maximum bid of all the other bidders in period t . The outcome in period t is determined as follows: If the bidder bids the highest, i.e., $x_t \geq m_t$, she wins the auction, obtains the good, and pays her bid x_t ; on the other hand, if $x_t < m_t$, she loses the auction, pays zero, and does not obtain the good. Consequently, the instantaneous reward of the bidder is

$$r(x_t, v_t, m_t) \triangleq (v_t - x_t)\mathbf{1}[x_t \geq m_t]$$

and she pays $z_t \triangleq x_t\mathbf{1}[x_t \geq m_t]$ in period t . The remaining budget then becomes $B_{t+1} = B_t - z_t$, with which the bidder joins the next auction.

Remark 1.1 (Assumption on the Ranges) *In the above, we assume that the private values $(v_t)_{t \in [T]}$, the bids $(x_t)_{t \in [T]}$, and the highest competitor bids $(m_t)_{t \in [T]}$ lie on the range of $[a, b]$ with $0 < a < b < \infty$. We can interpret the value $a > 0$ as a reserve price set by the platform and $b < \infty$ as the highest value of the good perceived by the bidders.*

Competitors' Bids. We assume that the maximum value of the competitors' bids m_t are i.i.d. drawn from an unknown cumulative distribution function (CDF) $G(\cdot)$, that is, $G(x) = \mathbb{P}(m_t \leq x)$. Hence, the expected reward of the bidder from bidding x_t in period t is

$$r(x_t, v_t) \triangleq \mathbb{E}_{m_t} [r(x_t, v_t, m_t)] = (v_t - x_t)G(x_t).$$

The above stationary competition assumption is reasonable when there is a large number of bidders, and their valuations and bidding strategies are on average stationary over time and, in particular, independent of the specific bidder's private valuation (see e.g., [Iyer et al. 2014](#) and [Balseiro et al. 2015](#)). Finally, we remark that we do not make any assumptions on the smoothness or shape of the distribution $G(\cdot)$; for example, m_t can be either continuous or discrete.

Full-Information Feedback. We consider the *full-information-feedback* setting in our model, where the highest competitor bid m_t is always revealed at the end of an auction t . This full-information feedback assumption holds in practical first-price auctions, e.g., in Google Ad Manager, and it is a starting point for considering other feedback structures in future.

The Private Values. We assume that the bidder's private values are stochastic and possibly non-stationary over time. Specifically, each private value v_t in auction t is independently drawn from a CDF $F_t(\cdot)$. In the following, we will consider both an uninformative setting where the private-value distributions are entirely unknown to the bidder (Section 3) and an informative setting where the

bidder has access to a prediction of per-period budget allocation rather than direct knowledge of $F_t(\cdot)$ (Section 4). In practice, advertisers often rely on such budget allocation plans—derived from historical data or campaign forecasts—to guide bidding. These plans are incorporated into our framework in Section 5, where we analyze the algorithm’s ability to follow a given plan and its robustness to deviations.

Performance Measure. Let Π denote the set of all non-anticipative bidding policies. The bid x_t in auction t depends only on the private value v_t in the current period t and the historical information (previous bids $\{x_s\}_{s \leq t-1}$, private values $\{v_s\}_{s \leq t-1}$, and competitor bids $\{m_s\}_{s \leq t-1}$). The expected cumulative reward V^π of a policy $\pi \in \Pi$ can be expressed as

$$V^\pi \triangleq \mathbb{E} \left[\sum_{t \in [T]} r(x_t^\pi, v_t) \right] = \mathbb{E} \left[\sum_{t \in [T]} (v_t - x_t^\pi) G(x_t^\pi) \right]$$

where x_t^π is the bid in auction t under the policy π , and the expectation is taken over the private values $v_t \sim F_t$ for all $t \in [T]$ and the possible randomness of policy π .

The benchmark we compare with in our analysis is the performance of an optimal bidding policy that has complete information of the competitor-bid and private-value distributions $G(\cdot)$ and $F_t(\cdot)$.

We denote the following optimization problem:

$$\begin{aligned} V^{\text{OPT}}(\boldsymbol{\gamma}) &\triangleq \max_{\pi \in \Pi_0} \sum_{t \in [T]} (v_t - x_t^\pi) \mathbf{1}[x_t^\pi \geq m_t] \\ \text{s.t.} \quad &\sum_{t \in [T]} x_t^\pi \mathbf{1}[x_t^\pi \geq m_t] \leq B, \end{aligned}$$

where $\boldsymbol{\gamma} = (\gamma_1, \dots, \gamma_T)$ with $\gamma_t = (v_t, m_t)$ denoting the arrival sequence. Then, $\Pi_0 \supseteq \Pi$ is the set of non-anticipative bidding policies that bid x_t in auction t based not only on the private value v_t in period t and all the historical observations (same as policies in the set Π) but also on the knowledge of the distributions $G(\cdot)$ and $F_t(\cdot)$. We take expectation of the above problem as our benchmark:

$$\begin{aligned} V^{\text{OPT}} &\triangleq \max_{\pi \in \Pi_0} \mathbb{E} \left[\sum_{t \in [T]} (v_t - x_t^\pi) G(x_t^\pi) \right] \\ \text{s.t.} \quad &\sum_{t \in [T]} x_t^\pi G(x_t^\pi) \leq B, \end{aligned} \tag{1}$$

Therefore we define the performance loss (*regret*) of a bidding policy $\pi \in \Pi$ as the difference between its expected cumulative rewards V^π and the benchmark V^{OPT} , i.e., $R_T(\pi) \triangleq V^{\text{OPT}} - V^\pi$. The objective is to design a non-anticipative bidding policy $\pi \in \Pi$ to minimize the regret given any unknown distributions of the competitor bids and/or private values.

1.2. Main Results and Contributions

Our main results are to develop online policies for budget-constrained first-price auctions with sublinear regret under non-stationarity, where the private-value distributions F_t can vary over time.

We first consider an uninformative case where the sequence of private-value distributions is arbitrary and unknown (Section 3). We propose a dual-gradient-descent bidding policy (Algorithm 1) and show that it achieves a regret of $\tilde{O}(\sqrt{T} + \mathcal{W}_T)$, where \mathcal{W}_T is a Wasserstein-based measure of non-stationarity. When the private values are i.i.d., we have $\mathcal{W}_T = 0$, and our bound recovers the minimax optimal $\tilde{O}(\sqrt{T})$ regret established in prior work for stationary environments (Ai et al. 2022, Wang et al. 2023). More importantly, by employing the Wasserstein distance, we provide a tighter and more interpretable characterization of distributional shifts than traditional metrics such as total variation or KL divergence. To our best knowledge, this is *the first time that the Wasserstein distance is used to measure the deviations of the private-value distributions in online bidding*, representing a novel modeling contribution. The proposed algorithm performs gradient descent in the dual space while concurrently learning the competitor’s bid distribution, and we prove that its regret is order-optimal in both the time horizon T and the deviation measure \mathcal{W}_T .

We then consider an informative case in which a prediction of per-period budget allocation is available (Section 4). Although the private-value distributions remain unknown, the algorithm can leverage this prediction to eliminate the non-stationarity penalty, achieving a regret of $\tilde{O}(\sqrt{T} + V_T)$, where V_T denotes the prediction error. Such predictions are commonly obtained from historical data and have been widely studied in online learning (Lyu and Cheung 2023).

While the global budget constraint used in the above settings follows the standard formulation in the literature (Balseiro and Gur 2019, Ai et al. 2022, Wang et al. 2023), it does not reflect the practical reality that advertisers are often held to periodic spending targets. This motivates a key question: can an algorithmic framework be designed to follow a prescribed budget allocation plan, and how does performance degrade when the benchmark itself is allowed to deviate from the plan?

To address this, we introduce in Section 5 a novel benchmark that enforces per-period expected expenditure constraints based on a given allocation plan. To the best of our knowledge, this is *the first such plan-based benchmark in the context of first-price auctions*. This new formulation yields several non-trivial theoretical advances. First, it decouples spending discipline from prediction accuracy, eliminating the dependence on V_T and achieve a clean $\tilde{O}(\sqrt{T})$ regret bound. Second, it provides a diagnostic framework that isolates the regret due to misalignment with allocation plan, as opposed to aggregate budget overruns. Third, it enables a robustness analysis that is infeasible

under a global budget constraint: we characterize how the algorithm’s regret scales with the total allowable violation when the benchmark itself is permitted to deviate from the plan, covering both ideal and adversarial settings. These contributions go beyond prior work. Consequently, our results are not a simple extension of existing methods but rather a significant step forward in bridging theoretical bidding strategies with the practical spending discipline requirements faced by advertisers in modern auction platforms.

Finally, we validate our theoretical findings through numerical experiments. The results demonstrate how regret degrades with increasing non-stationarity and how predictive budget allocations can substantially improve performance, consistent with our analytical bounds.

1.3. Related Literature

The breakdown of truthfulness in first-price auctions introduces significant complexity for bidders. While the existing auction literature touches on related themes, it falls short of addressing the adaptive, repeated nature of the problem. For instance, classical game-theoretic approaches assume a Bayesian framework in which each bidder has distributional knowledge of others’ private values, allowing for the derivation of Nash equilibria under strategic interaction (Wilson 1969, Myerson 1981, Riley and Samuelson 1981, Wilson 1985). Despite its theoretical elegance, two significant shortcomings render the approach inapplicable: First, a bidder in practice has little information about competitors’ private values—indeed, even accurately learning one’s own value is nontrivial. Second, the classical model is designed for one-shot bidding⁴ and hence cannot incorporate any past information to guide future bidding strategies. Motivated by these drawbacks, an online decision-making approach has emerged recently, where an auction participant does not need to model other bidders’ private values and is allowed to make decisions adaptively. However, this emerging literature has largely focused on second-price auctions, often from the seller’s perspective—for example, learning optimal reserve prices (Mohri and Medina 2014, Cesa-Bianchi et al. 2014, Roughgarden and Wang 2019, Haoyu and Wei 2020)—or on bidding with uncertain private values (McAfee 2011, Weed et al. 2016). Closer to our setting, Balseiro and Gur (2019) studied the problem of bidding in repeated second-price auctions with budget constraints, showing how to shade bids optimally and designing a dual-gradient-descent-based policy.

As such, how to adaptively bid in repeated first-price auctions—which has become more pressing and relevant than ever—has yet to be explored. In fact, since transitions to first-price auctions

⁴ Naturally so, because the classical game-theoretical approach is motivated by the traditional single-auction setting, such as mussels auctions (van Schaik and Kleijnen 2001), rather than the repeated online display ads auctions studied here.

occurred, an effective heuristic has yet to be developed satisfactorily by the bona fide bidders in the industry. In addition, there was a lack of intellectual framework for principled adaptive bidding methodologies. As documented in a report by the ad exchange AppNexus in 2018, “the available evidence suggests that many large buyers have yet to adjust their bidding behavior for first-price auctions” (AppNexus 2018). Consequently, many bidders continue to simply bid their private values, leading to substantially increased spending post-transition.

Adaptive Bidding in First-Price Auctions without Budget Constraints. Previous works are divided mainly based on the types of observable feedback provided by an ad exchange:⁵ (1) *binary feedback*, where a bidder only observes whether she wins the auction or not; (2) *winning-bid-only feedback*, where the exchange posts the winning bid to all bidders; (3) *full-information feedback*, where a bidder always observes the minimum bid to win.

In particular, Balseiro et al. (2021) studied the binary feedback setting and show that: (i) if the highest bid of the other bidders m_t is drawn i.i.d. from an underlying distribution (with a generic CDF), then one achieves the minimax optimal regret of $\tilde{\Theta}(T^{\frac{2}{3}})$; (ii) if m_t is adversarial, then one achieves the minimax optimal regret of $\tilde{\Theta}(T^{\frac{3}{4}})$. Subsequently, Han et al. (2024) considered the winning-bid-only feedback and established that if m_t is drawn i.i.d. from an underlying distribution (with a generic CDF), one can achieve the minimax optimal regret of $\tilde{\Theta}(T^{\frac{1}{2}})$. Although it remains unknown what the result would be when m_t is adversarial under winning-bid-only feedback, Han et al. (2020) studied the full-information feedback setting and showed that the minimax optimal regret of $\tilde{\Theta}(T^{\frac{1}{2}})$ can be achieved when m_t is adversarial.⁶ Zhang et al. (2021) also studied the full-information feedback setting, where they designed and implemented a space-efficient variant of the algorithm proposed in Han et al. (2020) and showed that their algorithmic variant is quite effective through empirical evaluations. Badanidiyuru et al. (2021) further modeled m_t as a linear function of the underlying auction features and studied both binary and full-information feedback. Recently, Sadoune et al. (2024) introduced a theoretical model called the Minimum Price Markov Game (MPMG) to approximate real-world first-price markets following the minimum price rule.

Importance of Budget Constraint. All the aforementioned studies focus on maximizing cumulative surplus without considering budget limits—an assumption that limits practical applicability. In

⁵ Different ad exchanges adopt different policies on what feedback to provide to the participating bidders. Our view is that the general industry trend is shifting towards full-information feedback, partly because Google, as a large player, has taken the first step towards more transparency.

⁶ Note that under both full-information feedback and i.i.d. m_t , a pure exploitation algorithm already achieves the minimax optimal regret $\Theta(\sqrt{T})$.

practice, an advertiser typically has a fixed budget to spend on ads and would entrust a demand-side platform (that bids on the advertiser’s behalf) with a pre-specified budget and bidding period. This budget constraint immediately introduces new challenges: Without the budget constraint (i.e., in the pure surplus maximization formulation), the bidder should always try to win an auction to increase surplus so long as the bid is less than the private value. However, with budget constraint, one needs to be prudent about which one auction to win since the bidder would not want to waste money on an auction that only has a small surplus but consumes a large budget. While there is a body of work on budget-constrained first-price auctions from a game-theoretic perspective ([Kotowski 2020](#), [Balseiro et al. 2021](#), [Che and Gale 1998](#), [Che and Gale 1996](#)), these studies focus on equilibrium characterization rather than online learning. This paper addresses the open question of whether a bidder can learn to bid adaptively in repeated first-price auctions under a budget constraint, and we answer it affirmatively in a non-stationary environment.

Bandits with Knapsacks. Our problem can be viewed as an instance of the bandits with knapsacks (BwK) framework, e.g. [Badanidiyuru et al. \(2018\)](#). The adversarial bandits with knapsacks problem have been studied in [Immorlica et al. \(2022\)](#) and an algorithm with competitive ratio $O(\log T)$ has been derived, with respect to the best-fixed distribution over actions. [Castiglioni et al. \(2022\)](#) further improved these results for both stochastic and adversarial settings, with better competitive ratio compared with previous work. While BwK formulations can be applied to first-price auctions (see Section 8.3 of [Castiglioni et al. \(2022\)](#)), they typically assume a finite and discrete action space. [Liu et al. \(2022\)](#) extended BwK to non-stationary environments but also restricted to finite arms. In contrast, we allow general decision space. Moreover, the above-mentioned works for bandits with knapsacks problems compare against a static benchmark, which makes a homogeneous decision over the entire horizon. Instead, we compare against a dynamic benchmark, which is allowed to make a non-homogeneous decision over the horizon.

2. Dual Reformulation and Algorithm Design

To calculate the optimal bidding price and offer a theoretical upper bound for the regret of our policy, we introduce the Lagrangian dual problem and our main algorithm in this section.

2.1. Lagrangian Dual Formulation

We relax the budget constraint in (1) with a non-negative Lagrangian dual variable μ and design the following Lagrangian dual problem:

$$\begin{aligned} V^{\text{LR}}(\mu) &= \mu B + \max_{\pi} \sum_{t \in [T]} \mathbb{E} \left[\left(v_t - (1 + \mu)x_t^{\pi} \right) \cdot G(x_t^{\pi}) \right]. \end{aligned} \quad (2)$$

Since every feasible policy to (1) is feasible to (2) and attains an objective that is no smaller, the value of $V^{\text{LR}}(\mu)$ is always greater than V^{OPT} for any $\mu \geq 0$. We formally state the following Lemma:

Lemma 2.1 (Weak Duality) *For any $\mu \geq 0$, we have $V^{\text{LR}}(\mu) \geq V^{\text{OPT}}$.*

Once the budget constraint is relaxed, (2) decouples over auctions. Hence,

$$\begin{aligned} V^{\text{LR}}(\mu) &= \mu B + \sum_{t \in [T]} \mathbb{E}_{v_t} \left[\max_{x_t \in [a, b]} (v_t - (1 + \mu)x_t) G(x_t) \right] \\ &= \sum_{t \in [T]} \left\{ \mathbb{E}_{v_t} \left[(v_t - (1 + \mu)x^*(v_t, \mu)) G(x^*(v_t, \mu)) \right] \right. \\ &\quad \left. + \mu \rho_t \right\} \\ &= \sum_{t \in [T]} D_t(\mu) \end{aligned} \quad (3)$$

where the value of ρ_t satisfies $\mu \left(B - \sum_{t \in [T]} \rho_t \right) = 0$ and can be interpreted as the portion of the budget pre-allocated to auction t , the bid $x^*(v, \mu) \triangleq \arg \max_{x \in [a, b]} (v - (1 + \mu)x) G(x)$ denotes an optimal bid in each single-auction problem of $V^{\text{LR}}(\mu)$ when the private value is v and the highest competitor bid distribution $G(\cdot)$ is known, and $D_t(\mu) \triangleq \mu \rho_t + \mathbb{E}_{v_t} \left[(v_t - (1 + \mu)x^*(v_t, \mu)) G(x^*(v_t, \mu)) \right]$ denotes the t -th sub-problem of the Lagrangian $V^{\text{LR}}(\mu)$.

Note that $V^{\text{LR}}(\mu)$ is a convex function in μ ; hence, we can solve a convex optimization problem $V^{\text{LR}} \triangleq \min_{\mu \geq 0} V^{\text{LR}}(\mu)$ to obtain the tightest Lagrangian relaxation bound V^{LR} ; we let $\mu^* = \operatorname{argmin}_{\mu \geq 0} V^{\text{LR}}(\mu)$ denote the optimal Lagrangian dual variable.

In general, if we know the optimal dual variable μ^* and the competitor-bid distribution $G(\cdot)$, we can consider a heuristic bidding policy that bids $x^*(v_t, \mu^*)$ in each auction as long as there is enough budget. The performance loss of this policy is typically $O(\sqrt{T})$ compared to the optimal performance V^{OPT} (see e.g., Talluri and Van Ryzin 1998). However, since we do not know the

stochasticity of the competitor bids m_t or the private values v_t —as characterized by their CDFs $G(\cdot)$ and $F_t(\cdot)$ —we are unable to directly compute μ^* and deploy the policy. Instead, we will learn μ^* and $G(\cdot)$ in an online manner.

2.2. Dual-Gradient Descent Algorithm

We present our algorithm in Algorithm 1, where we learn μ^* and $G(\cdot)$ in an online manner, bidding in each period using their latest estimates, and updating the estimates at the end of each period.

Algorithm 1: The Bidding Policy

Input: Time horizon T ; Budget B ; Step size $\eta > 0$; Budget allocation plan $\hat{\rho} = \{\hat{\rho}_t\}_{t=1}^T$;

Output: Decision policy π ;

- 1 Initialize dual variable $\mu_1 \geq 0$;
 - 2 Initialize $G_1(x) \equiv 1$ for all $x \in [a, b]$;
 - 3 Initialize budget $B_1 = B$;
 - 4 **for** $t = 1, \dots, T$ **do**
 - 5 Receive private value $v_t \in [a, b]$;
 - 6 Generate $G_t(\cdot)$ of $G(\cdot)$ using samples $\{m_1, \dots, m_{t-1}\}$;
 - 7 Let $\tilde{x}_t \triangleq \operatorname{argmax}_{x \in [a, b]} (v_t - (1 + \mu_t)x) G_t(x)$ be the target bid;
 - 8 Bid $x_t^\pi = \tilde{x}_t$ if $\tilde{x}_t \leq B_t$ and bid $x_t^\pi = 0$ otherwise;
 - 9 Observe the highest competitor bid $m_t \in [a, b]$;
 - 10 Compute a (approximate) sub-gradient: $g_t \triangleq \hat{\rho}_t - x_t^\pi \mathbf{1}[x_t^\pi \geq m_t]$;
 - 11 Update the dual variable: $\mu_{t+1} = (\mu_t - \eta g_t)^+$;
 - 12 Update the remaining budget $B_{t+1} = B_t - x_t^\pi \mathbf{1}[x_t^\pi \geq m_t]$.
 - 13 **end**
-

Our algorithm proceeds as follows: At the beginning of each period t , we maintain an estimate μ_t of the optimal Lagrangian dual variable μ^* , and an estimate $G_t(\cdot)$ of the highest competitor bid distribution $G(\cdot)$ with historical observations. Based on the realized private value v_t , we compute a target bid $\tilde{x}_t \triangleq \operatorname{arg max}_{x \in [a, b]} (v_t - (1 + \mu_t)x) G_t(x)$. If there is enough remaining budget, we submit \tilde{x}_t ; otherwise, we bid zero. At the end of the period, the highest competitor bid m_t is revealed (full-information feedback). We then compute the sub-gradient g_t and update the dual variable via a gradient descent step to obtain a new estimate μ_{t+1} of the optimal dual variable μ^* . Simultaneously, we update the remaining budget B_{t+1} in the next period $t + 1$.

The update rule is motivated by the structure of the Lagrangian relaxation. Specifically, for each period t , the quantity $\rho_t - \mathbb{E}_{v_t} [x^*(v_t, \mu)G(x^*(v_t, \mu))] \in \partial D_t(\mu)$ is a sub-gradient of $D_t(\mu)$ as defined in (3), with ρ_t being the portion of the budget pre-allocated to auction t . In our algorithm, we use an approximate stochastic sub-gradient $g_t \triangleq \hat{\rho}_t - x_t^\pi \mathbf{1}[x_t^\pi \geq m_t]$, where x_t is the actual bid placed and $\hat{\rho}_t$ is a prediction of ρ_t . Since $\mathbb{E}[g_t] \approx \rho_t - \mathbb{E}_{v_t} [x_t G(x_t)]$ when $\hat{\rho}_t$ is close to ρ_t , the update $\mu_{t+1} = (\mu_t - \eta g_t)^+$ can be interpreted as a stochastic subgradient descent on the dual function, with step size η to be specified later.

We remark that the ideal value of ρ_t depends on the unknown distribution $G(\cdot)$ and cannot be computed directly; hence, we treat $\hat{\rho}_t$ as an external input representing the budget allocation plan. In Section 3, without any prior information or prediction, we naturally adopt the uniform allocation scheme, i.e., for each period t , we set $\hat{\rho}_t = B/T$ when implementing the algorithm. In Section 4, we analyze the algorithm's performance when $\hat{\rho}_t$ is a given prediction of the optimal allocation. Section 5 further refines the analysis by introducing a benchmark that enforces per-period constraints based on $\hat{\rho}_t$, and examines the algorithm's robustness when the plan is violated.

The goal of this adaptive procedure is to ensure that the estimates μ_t and $G_t(\cdot)$ converge to the true μ^* and $G(\cdot)$ rapidly so that the bid \tilde{x}_t quickly approaches the ideal bid $x(v_t, \mu^*)$ and the cumulative loss relative to the benchmark V^{OPT} remains small. In Section 3 and 4, we establish that this convergence indeed holds and that the resulting regret is bounded under both the uninformative and informative settings. Furthermore, in Section 5, we introduce a refined benchmark $V_{\text{plan}}^{\text{OPT}}(\hat{\rho})$ and show that our algorithm achieves an improved regret guarantee.

3. The Uninformative Case—Learning without Prior Information

We first consider an uninformative setting where the private-value distributions are entirely unknown to the bidder. Since the bidder knows nothing about the private-value distributions, it is intuitive to allocate the budget evenly over the horizon, i.e., letting $\hat{\rho}_t = \rho \triangleq \frac{B}{T}$ for each period $t \in [T]$ in Algorithm 1. We analyze the performance of this policy and show that the performance loss is $\tilde{O}(\sqrt{T})$ plus a Wasserstein-distance-based term that characterizes the deviation of the private-value distributions from their average. In the following, we formally define the Wasserstein-based deviation in Section 3.1 and analyze the performance of Algorithm 1 in Section 3.2.

3.1. The Wasserstein-Based Measure of Deviation

The Wasserstein distance, also known as the Kantorovich-Rubinstein metric or the optimal transport distance (Villani 2009, Galichon 2018), is a distance function defined between probability

distributions on a metric space. Its notion has a long history, and it has gained increasing popularity in recent years with a wide range of applications, including generative modeling (Arjovsky et al. 2017), robust optimization (Mohajerin Esfahani and Kuhn 2018), statistical estimation (Blanchet et al. 2019), and online optimization (Jiang et al. 2025).

We denote the private-value distribution by parameter $\theta \in \Theta$, therefore we can write F_1 and F_2 as $F(\theta_1)$ and $F(\theta_2)$. Consequently, in our context, we define the Wasserstein distance between two probability distributions F_1 and F_2 on the interval $[a, b]$ as follows:

$$\mathcal{W}(F_1, F_2) \triangleq \inf_{F_{1,2} \in \mathcal{J}} \int d(\theta_1 - \theta_2) dF_{1,2}(\theta_1, \theta_2) \quad (4)$$

where \mathcal{J} denotes the set of joint probability distributions $F_{1,2}$ of (θ_1, θ_2) that have marginal distributions F_1 and F_2 , $d(\theta_1 - \theta_2) = \sup_{x \in [a, b]} |\mathbb{E}_{v \sim F(\theta_1)} [(v - (1 + \mu)x)G(x)] - \mathbb{E}_{v \sim F(\theta_2)} [(v - (1 + \mu)x)G(x)]|$. Let $\mathcal{F} = (F_t)_{t \in [T]}$ denote the private-value distributions in the T periods. We define the Wasserstein-based measure of total deviation to be

$$\mathcal{W}_T(\mathcal{F}) \triangleq \sum_{t \in [T]} \mathcal{W}(F_t, \bar{F}_T)$$

where $\bar{F}_T \triangleq \frac{1}{T} \sum_{t \in [T]} F_t$ denotes the the average (i.e., uniform mixture) of the distributions $(F_t)_{t \in [T]}$. In other words, we define the measure of the deviation $\mathcal{W}_T(\mathcal{F})$ to be the sum of the Wasserstein distances between the private-value distributions and their uniform mixture. For simplicity, we rewrite $\mathcal{W}_T(\mathcal{F})$ as \mathcal{W}_T in the following context.

3.2. Regret Analysis

The following theorem bounds the performance loss of Algorithm 1 in the uninformative case.

Theorem 3.1 *Consider Algorithm 1 with budget allocation $\hat{\rho}_t = \rho \triangleq \frac{B}{T}$ for all $t \in [T]$, step size $\eta = \frac{1}{\sqrt{T}}$, and initial dual variable $\mu_1 \leq \frac{b}{a} + b$. The performance of this policy, denoted by V^π , satisfies*

$$V^{\text{OPT}} - V^\pi \leq O\left(\sqrt{T \ln T}\right) + 2\mathcal{W}_T.$$

To prove Theorem 3.1, we consider Algorithm 1 in an alternate system without the budget constraint (i.e., the remaining budget can go negative). The performance gap decomposes into two components: (i) the difference between the benchmark V^{OPT} and the performance of Algorithm 1 in the alternate system, and (ii) the difference between the performances of Algorithm 1 in the alternate and original systems. Both components are bounded separately, yielding the desired regret bound (see Section A in Appendix).

We remark that the uniform allocation $\hat{\rho}_t = B/T$ used in this section is a special case of the budget allocation plan studied in Section 4. This illustrates that even without any prior information, the algorithm can operate under a simple default plan, and its regret naturally degrades with the non-stationarity measure. More specifically, if all the private values are i.i.d. from some distribution, then $\mathcal{W}_T = 0$ and the regret is simply $O(\sqrt{T \ln T})$. We state this special case as follows:

Corollary 3.2 *Suppose that the private values are i.i.d. sampled from a certain distribution. Then, the performance of Algorithm 1 with budget allocation $\hat{\rho}_t = \rho \triangleq \frac{B}{T}$ for all $t \in [T]$, step size $\eta = \frac{1}{\sqrt{T}}$, and initial dual variable $\mu_1 \leq \frac{b}{a} + b$, denoted by V^π , satisfies*

$$V^{\text{OPT}} - V^\pi \leq O\left(\sqrt{T \ln T}\right).$$

We also remark that Algorithm 1 does not use any information on the deviation measure \mathcal{W}_T . On the one hand, this prevents us from making any additional assumptions on the prior knowledge of \mathcal{W}_T , as has been done in the non-stationary online optimization literature (Besbes et al. 2014, Besbes et al. 2015, Cheung et al. 2019). Therefore, our algorithm can be applied to a more general setting. On the other hand, this also means that there is nothing Algorithm 1 can do even if the bidder knows the value of \mathcal{W}_T beforehand. We demonstrate in the following proposition that even if the value of \mathcal{W}_T is given as priori, any online algorithm (possibly using the knowledge of \mathcal{W}_T) still cannot achieve a regret better than $O(\sqrt{T} + \mathcal{W}_T)$, which shows that our regret bound in Theorem 3.1 is of optimal order (up to a logarithmic factor).

Proposition 3.3 *No online policy can achieve a regret bound better than $O(\sqrt{T} + \mathcal{W}_T)$.*

Remark 3.1 (Advantage of Wasserstein Distance) *The analysis and regret bound will still hold if we change the underlying distance to be the total-variation distance or the KL divergence. We use the Wasserstein distance because it is a tighter measure of deviation than the total-variation distance or the KL divergence. To see this, consider two probability distributions F_1 and F_2 , and suppose that F_1 is a point-mass distribution with support $\{v\}$ and F_2 is another point-mass distribution with support $\{v + \epsilon\}$ for some $\epsilon > 0$. Then, the total-variation distance or KL divergence between F_1 and F_2 is one or ∞ , because these two distributions have different supports. In contrast, the Wasserstein distance between F_1 and F_2 is ϵ , which is tight (and probably more intuitive).*

4. The Informative Case—Learning with Budget Allocation Predictions

Section 3 considers a pessimistic setting (in terms of the amount of prior information), where the private-value distributions are entirely unknown to the bidder. In this section, we instead consider an informative setting where the bidder has access to some predictions over the budget allocation ρ_t , denoted as $\hat{\rho}_t$. It follows that $\sum_{t=1}^T \hat{\rho}_t = B$. Specifically, we show how the gap between the prediction $\hat{\rho}_t$ and the true allocation ρ_t will influence our bound. We define the deviation budget

$$V_T = \sum_{t=1}^T |\rho_t - \hat{\rho}_t|. \quad (5)$$

Suppose that the distribution $G(\cdot)$ of the highest competitor bid is also known. Then the optimal ρ_t can be computed as

$$\rho_t \triangleq \mathbb{E}_{v_t} [x^*(v_t, \mu^*) G(x^*(v_t, \mu^*))], \quad \forall t \in [T] \quad (6)$$

We refer to ρ_t as the ideal budget allocation for period t . In practice, the bidder may not know ρ_t exactly but can obtain a prediction $\hat{\rho}_t$ from historical data or campaign targets. (In Section 5, we will consider a stricter benchmark that enforces per-period spending limits exactly equal to $\hat{\rho}_t$, allowing us to isolate the cost of misalignment with the plan.)

Recall that $\mu^* = \operatorname{argmin}_{\mu \geq 0} V^{\text{LR}}(\mu)$ is the optimal Lagrangian dual variable and $x^*(v_t, \mu^*) = \operatorname{argmax}_{x \in [a, b]} (v_t - (1 + \mu^*)x)G(x)$ is the optimal bid given the private value v_t and dual variable μ^* . Therefore, ρ_t can be viewed as the expected consumption of budget in auction t of the Lagrangian relaxation $V^{\text{LR}}(\mu^*)$. We demonstrate in the following Lemma 4.1 that if we use ρ_t as the pre-allocation of budget, then the dual variable μ^* is also optimal to the t -th problem $D_t(\mu)$ of the Lagrangian relaxation (3) for all $t \in [T]$.

Lemma 4.1 *Suppose that the pre-allocation of budget ρ_t is defined in (6) for each $t \in [T]$, and let $\mu^* = \operatorname{argmin}_{\mu \geq 0} V^{\text{LR}}(\mu)$ denotes the optimal dual variable. Then, it holds that*

$$\mu^* \in \operatorname{argmin}_{\mu \geq 0} D_t(\mu)$$

for each $t \in [T]$, where $D_t(\mu)$ is the period- t problem of the Lagrangian relaxation (3). Moreover, it holds that

$$V^{\text{OPT}} \leq \min_{\mu \geq 0} V^{\text{LR}}(\mu) = \sum_{t \in [T]} \min_{\mu_t \geq 0} D_t(\mu_t).$$

The above lemma shows that the functions $D_t(\mu)$ share the same minimizer μ^* with ρ_t defined in (6). This property enables Algorithm 1 to learn the optimal dual variable μ^* online using the gradient of $D_t(\mu)$. In contrast, if we ignore the non-stationarity of $\mathcal{F} = (F_t)_{t \in [T]}$ and simply use the average budget per auction $\rho_t = \frac{B}{T}$ to define $D_t(\mu)$ as in the previous section, then the minimizer of $D_t(\mu)$ would deviate from μ^* by roughly $\mathcal{W}(F_t, \bar{F}_T)$ for each $t \in [T]$. This deviation accumulates over time, giving rise to the \mathcal{W}_T term in the regret bound in Theorem 3.1. The innovative design of ρ_t in (6) needs to utilize the distributional information of \mathcal{F} to handle the non-stationarity and eliminate the deviation term \mathcal{W}_T in the final regret bound. When the distribution $G(\cdot)$ and $F_t(\cdot)$ for each $t \in [T]$ is given, we can compute ρ_t exactly via (6) and set $\hat{\rho}_t = \rho_t$ for each $t \in [T]$. In practice, however, these distributions are typically unknown, and we must rely on predictions $\hat{\rho}_t$. Algorithm 1 takes these predictions as input, and we have the following theorem:

Theorem 4.2 *Consider Algorithm 1 with predictions $\hat{\rho}_t$ for all $t \in [T]$, step size $\eta = \frac{1}{\sqrt{T}}$, and initial dual variable $\mu_1 \leq \frac{b}{a} + b$. The performance of this policy, denoted by V^π , satisfies*

$$V^{\text{OPT}} - V^\pi \leq O\left(\sqrt{T \ln T} + V_T\right).$$

Though the theoretical guarantee derived in Theorem 4.2 depends on the prediction error V_T , it is important to note that our Algorithm 1 does not require any knowledge about the value of V_T . Given an estimate $\hat{\rho}_t$ of the budget allocation, the algorithm can take it as input and the theorem implies that the optimality gap is small as long as the estimation error V_T is small. Moreover, analogous to Proposition 3.3, we establish a matching lower bound showing that the regret achieved in the informative setting is also order-optimal. This result is formalized in the following proposition:

Proposition 4.3 *No online policy can achieve a regret bound better than $O(\sqrt{T} + V_T)$.*

5. Beyond Global Constraints: Per-Period Budget Allocation

In Section 4, we demonstrated that a predicted budget allocation plan $\hat{\rho}_t$ can effectively mitigate the impact of non-stationarity, reducing the regret bound from $\tilde{O}(\sqrt{T} + \mathcal{W}_T)$ to $\tilde{O}(\sqrt{T} + V_T)$. However, the benchmark V^{OPT} only enforces a global budget constraint and does not require per-period spending limits implied by the plan. In many practical scenarios, advertisers are held accountable to periodic spending targets, and exceeding them may incur penalties or operational issues.

5.1. Benchmark with Per-Period Budget Allocation

To better evaluate the alignment between an algorithm's behavior and a given allocation plan, we now introduce a refined benchmark $V_{\text{plan}}^{\text{OPT}}(\hat{\rho})$ that incorporates per-period expected expenditure constraints. This formulation offers several advantages: (i) it isolates the performance loss attributable to misalignment with the plan; (ii) it enables a cleaner regret bound that eliminates dependence on the prediction error; and (iii) it allows us to assess the robustness of our policy when the benchmark itself is permitted to deviate from the plan. Given a budget allocation plan $\hat{\rho} = \{\hat{\rho}_t\}_{t=1}^T$, we define the following optimization problem:

$$\begin{aligned} V_{\text{plan}}^{\text{OPT}}(\hat{\rho}) \triangleq & \max_{\pi \in \Pi_0} \sum_{t \in [T]} \mathbb{E}_{v_t, m_t} \left[(v_t - x_t^\pi) \mathbf{1}[x_t^\pi \geq m_t] \right] \\ \text{s.t. } & \mathbb{E}_{m_t} \left[x_t^\pi \mathbf{1}[x_t^\pi \geq m_t] \right] \leq \hat{\rho}_t, \forall t \in [T] \end{aligned} \quad (7)$$

where $\Pi_0 \supseteq \Pi$ denotes the set of non-anticipative bidding policies that, beyond the current private value v_t and all the historical observations, know the true distributions $G(\cdot)$ and $F_t(\cdot)$.

This new benchmark is stricter than the original V^{OPT} . The key distinction between the original benchmark V^{OPT} and the refined benchmark $V_{\text{plan}}^{\text{OPT}}(\hat{\rho})$ lies in the nature of the budget constraint. While V^{OPT} only requires that the total expected spending does not exceed the budget B , $V_{\text{plan}}^{\text{OPT}}(\hat{\rho})$ imposes a per-period discipline, requiring the expected spending in each time period to stay within the allocated amount $\hat{\rho}_t$. This formulation ensures that both our algorithm and the benchmark are evaluated under the same periodic spending constraints. Intuitively, a well-designed budget allocation plan should be both feasible and capable of supporting high cumulative rewards; if the benchmark achieves strong performance while respecting the plan, it serves as evidence that the plan itself is sensible. If a plan $\hat{\rho}$ is well-designed, then $V_{\text{plan}}^{\text{OPT}}(\hat{\rho})$ should be close to V^{OPT} ; analyzing the gap between our algorithm and this stricter benchmark provides a more nuanced understanding of its ability to follow a spending schedule.

A key advantage of this refined benchmark is that it allows us to derive a regret bound for our algorithm that depends solely on the time horizon T , with no dependence on the prediction error, as formalized in the following theorem:

Theorem 5.1 *Consider Algorithm 1 with predictions $\hat{\rho} = \{\hat{\rho}_t\}_{t=1}^T$, step size $\eta = \frac{1}{\sqrt{T}}$, and initial dual variable $\mu_1 \leq \frac{b}{a} + b$. The performance of this policy, denoted by V^π , satisfies*

$$V_{\text{plan}}^{\text{OPT}}(\hat{\rho}) - V^\pi \leq O\left(\sqrt{T \ln T}\right).$$

5.2. Robustness Under Baseline Deviations

Our previous analysis assumes that the baseline policy (benchmark) strictly adheres to the budget allocation plan $\hat{\rho}$. However, in a competitive and dynamic environment, an optimal policy may occasionally find it beneficial to overspend relative to the plan when exceptionally valuable opportunities arise. To evaluate the robustness of our algorithm in such realistic scenarios, we now consider a relaxed benchmark $V_{\text{plan}}^{\text{OPT}}(\hat{\rho}, \epsilon)$ that allows for a baseline violation ϵ_t for each time period. This benchmark bridges the gap between the strict per-period constraints of $V_{\text{plan}}^{\text{OPT}}(\hat{\rho})$ and the global constraint of V^{OPT} : when ϵ_t 's are large enough to cover all periods, $V_{\text{plan}}^{\text{OPT}}(\hat{\rho}, \epsilon)$ reduces to V^{OPT} . This analysis demonstrates that our algorithm's performance gracefully degrades with the total allowable violation, confirming its stability even when the benchmark is given more flexibility.

Suppose we give the baseline an error $\epsilon_t \geq 0$ for each $t \in [T]$ and we allow the baseline to violate the per-round constraint by the given error. This leads to the following relaxed optimization problem:

$$\begin{aligned}
& V_{\text{plan}}^{\text{OPT}}(\hat{\rho}, \epsilon) \triangleq \\
& \max_{\pi \in \Pi_0} \sum_{t \in [T]} \mathbb{E}_{v_t, m_t} \left[(v_t - x_t^\pi) \mathbf{1}[x_t^\pi \geq m_t] \right] \\
& \text{s.t.} \quad \mathbb{E}_{m_t} \left[x_t^\pi \mathbf{1}[x_t^\pi \geq m_t] \right] \leq \hat{\rho}_t + \epsilon_t, \forall t \in [T] \\
& \quad \quad \sum_{t \in [T]} \mathbb{E}_{m_t} \left[x_t^\pi \mathbf{1}[x_t^\pi \geq m_t] \right] \leq B
\end{aligned} \tag{8}$$

Therefore the regret of Algorithm 1 can be analyzed under this relaxed benchmark; the only modification to the regret bound is an additional term that scales with the total allowable violation $\sum_{t \in [T]} \epsilon_t$. We show the result as follows:

Theorem 5.2 *Consider Algorithm 1 with predictions $\hat{\rho} = \{\hat{\rho}_t\}_{t=1}^T$, violation errors $\epsilon = \{\epsilon_t\}_{t=1}^T$, step size $\eta = \frac{1}{\sqrt{T}}$, and initial dual variable $\mu_1 \leq \frac{b}{a} + b$. The performance of our policy satisfies*

$$V_{\text{plan}}^{\text{OPT}}(\hat{\rho}, \epsilon) - V^\pi \leq O \left(\sqrt{T \ln T} + \sum_{t \in [T]} \epsilon_t \right)$$

In summary, this section has moved beyond the aggregate prediction error V_T to examine the granular execution of a budget plan. By introducing a per-period constrained benchmark, we have shown that our dual-gradient-based algorithm can learn to follow a spending schedule, achieving a clean $\tilde{O}(\sqrt{T})$ regret bound. Moreover, we establish robustness guarantee when the benchmark itself is allowed to deviate from the plan. Collectively, these results provide a more realistic evaluation of algorithmic performance under periodic spending discipline, bridging the gap between theoretical guarantees and operational requirements in real-world advertising markets.

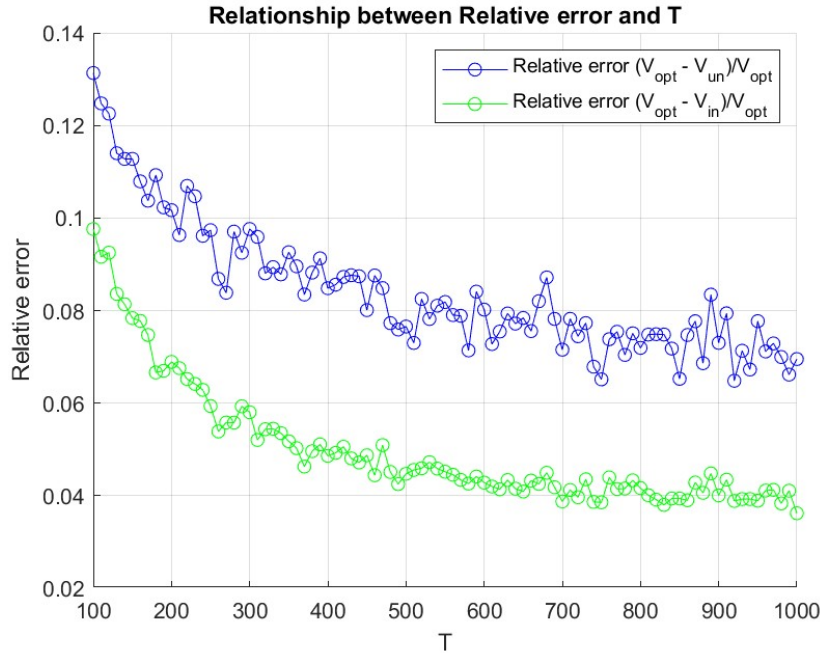


Figure 1 Relationship between Average Relative Error and Time Horizon

6. Numerical Experiments

In this section, we conduct numerical experiments to evaluate the empirical performance and efficiency of our proposed algorithms. The experimental setup is as follows. The private values v_t are drawn independently from distributions F_t , each specified as a uniform distribution with mean μ_t and standard deviation σ_t , where μ_t and σ_t are randomly generated from $[1, 2]$. The highest competitor bid m_t is drawn i.i.d. from a uniform distribution G on $[1, 2]$. The time horizon T ranges from 100 to 1000, and the total budget is set to $B = 0.2T$. We evaluate performance using the *relative error*, which is defined as $(V_{\text{opt}} - V_{\text{un}})/V_{\text{opt}}$ in the uninformative case and $(V_{\text{opt}} - V_{\text{in}})/V_{\text{opt}}$ in the informative case respectively, where V_{opt} denote the offline optimal benchmark, and V_{un} and V_{in} denote the expected total reward (performance) collected by Algorithm 1 under the uninformative case and the informative case respectively.

Experiment 1: the relationship between relative error and time horizon. We implement Algorithm 1 for both the uninformative and informative settings and compute the relative error. Each experiment is repeated $K = 1000$ times, and the average performance is reported. For simplicity, we assume that the prediction in the informative setting is perfectly accurate, i.e., $V_T = 0$.

As shown in Figure 1, the performance of both online algorithms closely tracks that of the offline optimal benchmark. The relative error decreases toward zero as the time horizon increases, consistent with the theoretical guarantee of sublinear regret. These results demonstrate the strong

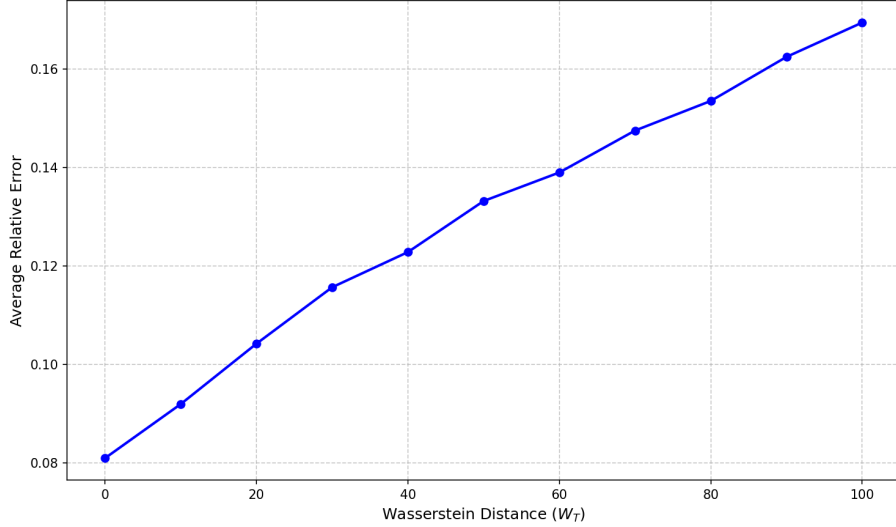


Figure 2 Relationship between Average Relative Error and Wasserstein Distance W_T

empirical performance of our algorithms. Moreover, in the informative setting with $V_T = 0$, the algorithm achieves lower relative error than its uninformative counterpart, highlighting the tangible benefits of incorporating a budget allocation prediction.

Experiment 2: the relationship between relative error and deviation measure. We now examine how the degree of non-stationarity affects the performance of Algorithm 1 in the uninformative setting. Fix the time horizon at $T = 200$. For the first half of the horizon $t = 1, \dots, \frac{T}{2}$, we set the mean of the private value distribution to a constant μ ; for the second half $t = \frac{T}{2} + 1, \dots, T$, we set the mean to $\mu + W_T/T$, where W_T controls the magnitude of the distribution shift. All other parameters follow the setup described above. We vary W_T , repeat each configuration $K = 1000$ times, and compute the average relative regret.

Figure 2 shows that the relative regret increases monotonically with the Wasserstein deviation W_T increases. This upward trend aligns with the theoretical guarantee in Theorem 3.1. The result confirms that under the uninformative setting, greater non-stationarity leads to a larger performance gap relative to the offline optimum.

Experiment 3: the relationship between relative error and prediction errors. We next investigate the sensitivity of the informative algorithm to inaccuracies in the budget allocation prediction. Fix $T = 200$. For each period t , we compute the optimal budget allocation ρ_t as defined in (6). The decision maker, however, does not observe ρ_t directly and instead receives a prediction $\hat{\rho}_t = \rho_t - \epsilon$ for some $\epsilon > 0$. The total prediction error is therefore $V_T = T \cdot \epsilon$. We vary ϵ , run $K = 1000$ repetitions for each value, and record the average relative regret.

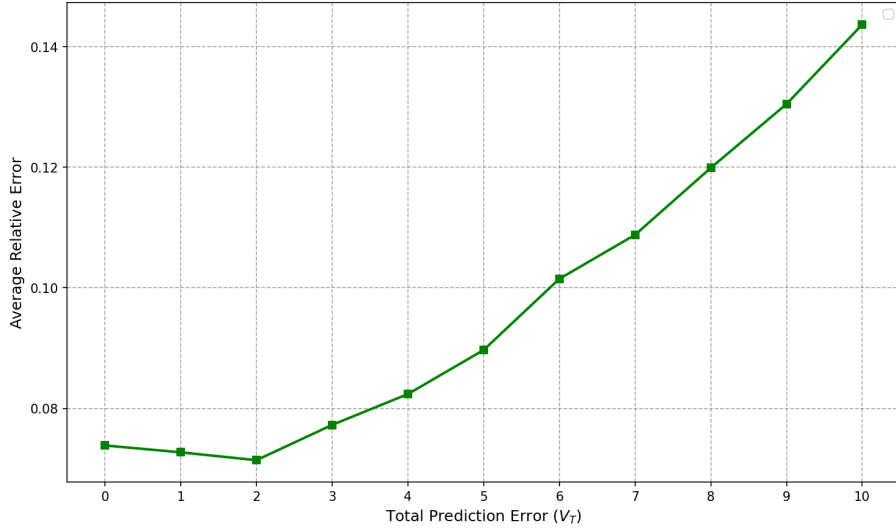


Figure 3 Relationship between Average Relative Error and Prediction Error V_T

Figure 3 plots the relative regret as a function of V_T . The performance deteriorates with increasing prediction error, corroborating the linear dependence on V_T in the regret bound of Theorem 4.2. These results underscore the value of accurate budget allocation forecasts in the informative setting.

7. Conclusion

This paper studies adaptive bidding in repeated first-price auctions under a budget constraint and non-stationary private values. We propose a simple and computationally efficient dual-gradient-descent-based algorithm that maintains an online estimate of the optimal Lagrangian multiplier and the competitor bid distribution, requiring minimal prior information.

We analyzed two settings. In the uninformative setting, a uniform budget allocation yields order-optimal regret $\tilde{O}(\sqrt{T} + \mathcal{W}_T)$, where \mathcal{W}_T is a Wasserstein-based measure of non-stationarity. In the informative setting, where a predicted budget allocation is available, the regret improves to $\tilde{O}(\sqrt{T} + V_T)$ with prediction error V_T , and a matching lower bound is established. We further introduced a refined benchmark incorporating per-period expenditure constraints. Against this benchmark, our algorithm attains $\tilde{O}(\sqrt{T})$ regret, eliminating the prediction error term. We also characterize the algorithm’s robustness when the baseline deviates from the allocation plan, offering a unified perspective that bridges global and per-period constrained benchmarks.

Numerical experiments corroborate our theoretical findings: the relative regret decays with T , grows with the Wasserstein deviation \mathcal{W}_T , and increases with the prediction error V_T . These results confirm the practical relevance and effectiveness of our approach.

Several directions merit future investigation. Extending the framework to more general feedback structures—such as winning-bid-only or binary feedback—would broaden its applicability.

Incorporating multiple competing bidders with strategic behavior could lead to richer equilibrium learning dynamics. Finally, developing data-driven methods to construct accurate budget allocation predictions from historical data, possibly with theoretical guarantees on the prediction error, is an important step toward deploying these algorithms in real-world advertising platforms.

References

- Ai R, Wang C, Li C, Zhang J, Huang W, Deng X (2022) No-regret learning in repeated first-price auctions with budget constraints. *arXiv preprint arXiv:2205.14572* .
- AppNexus (2018) *Demystifying Auction Dynamics for Digital Buyers and Sellers* (AppNexus white paper).
- Arjovsky M, Chintala S, Bottou L (2017) Wasserstein generative adversarial networks. *International conference on machine learning*, 214–223 (PMLR).
- Badanidiyuru A, Feng Z, Guruganesh G (2021) Learning to bid in contextual first price auctions. *CoRR* abs/2109.03173, URL <https://arxiv.org/abs/2109.03173>.
- Badanidiyuru A, Kleinberg R, Slivkins A (2018) Bandits with knapsacks. *Journal of the ACM (JACM)* 65(3):1–55.
- Balseiro S, Kroer C, Kumar R (2021) Contextual first-price auctions with budgets. *arXiv preprint arXiv:2102.10476* .
- Balseiro SR, Besbes O, Weintraub GY (2015) Repeated auctions with budgets in ad exchanges: Approximations and design. *Management Science* 61(4):864–884.
- Balseiro SR, Gur Y (2019) Learning in repeated auctions with budgets: Regret minimization and equilibrium. *Management Science* 65(9):3952–3968.
- Besbes O, Gur Y, Zeevi A (2014) Stochastic multi-armed-bandit problem with non-stationary rewards. *Advances in neural information processing systems* 27.
- Besbes O, Gur Y, Zeevi A (2015) Non-stationary stochastic optimization. *Operations research* 63(5):1227–1244.
- Blanchet J, Kang Y, Murthy K (2019) Robust wasserstein profile inference and applications to machine learning. *Journal of Applied Probability* 56(3):830–857.
- Boysen N, De Koster R, Weidinger F (2019) Warehousing in the e-commerce era: A survey. *European Journal of Operational Research* 277(2):396–411.
- Castiglioni M, Celli A, Kroer C (2022) Online learning with knapsacks: the best of both worlds. *International Conference on Machine Learning*, 2767–2783 (PMLR).
- Cesa-Bianchi N, Gentile C, Mansour Y (2014) Regret minimization for reserve prices in second-price auctions. *IEEE Transactions on Information Theory* 61(1):549–564.
- Che YK, Gale I (1996) Expected revenue of all-pay auctions and first-price sealed-bid auctions with budget constraints. *Economics Letters* 50(3):373–379.
- Che YK, Gale I (1998) Standard auctions with financially constrained bidders. *The Review of Economic Studies* 65(1):1–21.

- Cheung WC, Simchi-Levi D, Zhu R (2019) Non-stationary reinforcement learning: The blessing of (more) optimism. *arXiv preprint arXiv:1906.02922* .
- Choi H, Mela CF, Balseiro SR, Leary A (2020) Online display advertising markets: A literature review and future directions. *Information Systems Research* 31(2):556–575.
- Despotakis S, Ravi R, Sayedi A (2021) First-price auctions in online display advertising. *Journal of Marketing Research* 58(5):888–907.
- Esponda I (2008) Information feedback in first price auctions. *The RAND Journal of Economics* 39(2):491–508.
- Faraoni M, Rialti R, Zollo L, Pellicelli AC (2019) Exploring e-loyalty antecedents in b2c e-commerce: Empirical results from italian grocery retailers. *British Food Journal* 121(2):574–589.
- Galichon A (2018) *Optimal transport methods in economics* (Princeton University Press).
- Hallikainen H, Laukkanen T (2018) National culture and consumer trust in e-commerce. *International journal of information management* 38(1):97–106.
- Han Y, Weissman T, Zhou Z (2024) Optimal no-regret learning in repeated first-price auctions. *Operations Research* .
- Han Y, Zhou Z, Flores A, Ordentlich E, Weissman T (2020) Learning to bid optimally and efficiently in adversarial first-price auctions. *arXiv preprint arXiv:2007.04568* .
- Haoyu Z, Wei C (2020) Online second price auction with semi-bandit feedback under the non-stationary setting. *Proceedings of the AAAI Conference on Artificial Intelligence*, volume 34, 6893–6900.
- Immorlica N, Sankararaman K, Schapire R, Slivkins A (2022) Adversarial bandits with knapsacks. *Journal of the ACM* 69(6):1–47.
- Iyer K, Johari R, Sundararajan M (2014) Mean field equilibria of dynamic auctions with learning. *Management Science* 60(12):2949–2970.
- Jiang J, Li X, Zhang J (2025) Online stochastic optimization with wasserstein-based nonstationarity. *Management Science* 71(11):9104–9122.
- Kabir MA, Saidin SZ, Ahmi A (2015) Adoption of e-payment systems: a review of literature. *International Conference on E-Commerce*, 112–120.
- Khan A (2016) Electronic commerce: A study on benefits and challenges in an emerging economy global j. *Management and Business Research: B Economics and E-commerce* 16(01).
- Kim TY, Dekker R, Heij C (2017) Cross-border electronic commerce: Distance effects and express delivery in european union markets. *International Journal of Electronic Commerce* 21(2):184–218.
- Klemperer P (2004) Auctions: Theory and practice. .
- Kotowski MH (2020) First-price auctions with budget constraints. *Theoretical Economics* 15(1):199–237.
- Lim SFW, Jin X, Srari JS (2018) Consumer-driven e-commerce: A literature review, design framework, and research agenda on last-mile logistics models. *International Journal of Physical Distribution & Logistics Management* 48(3):308–332.

-
- Liu S, Jiang J, Li X (2022) Non-stationary bandits with knapsacks. *Advances in Neural Information Processing Systems* 35:16522–16532.
- Lucking-Reiley D (2000) Vickrey auctions in practice: From nineteenth-century philately to twenty-first-century e-commerce. *Journal of economic perspectives* 14(3):183–192.
- Lucking-Reiley D, Bryan D, Prasad N, Reeves D (2007) Pennies from ebay: The determinants of price in online auctions. *The journal of industrial economics* 55(2):223–233.
- Lyu L, Cheung WC (2023) Bandits with knapsacks: advice on time-varying demands. *International Conference on Machine Learning*, 23212–23238 (PMLR).
- McAfee RP (2011) The design of advertising exchanges. *Review of Industrial Organization* 39:169–185.
- Mohajerin Esfahani P, Kuhn D (2018) Data-driven distributionally robust optimization using the wasserstein metric: Performance guarantees and tractable reformulations. *Mathematical Programming* 171(1):115–166.
- Mohri M, Medina AM (2014) Learning theory and algorithms for revenue optimization in second price auctions with reserve. *International conference on machine learning*, 262–270 (PMLR).
- Myerson RB (1981) Optimal auction design. *Mathematics of operations research* 6(1):58–73.
- Riley JG, Samuelson WF (1981) Optimal auctions. *The American Economic Review* 71(3):381–392.
- Roughgarden T, Wang JR (2019) Minimizing regret with multiple reserves. *ACM Transactions on Economics and Computation (TEAC)* 7(3):1–18.
- Sadoune I, Joanis M, Lodi A (2024) Algorithmic collusion and the minimum price markov game. *arXiv preprint arXiv:2407.03521* .
- Sluis S (1996) 3 auctions rule digital advertising. here’s a guide to navigating them. URL <https://www.adexchanger.com/platforms/3-auctions-rule-digital-advertising-heres-a-guide-to-navigating-them/>.
- Sluis S (2017) Big changes coming to auctions, as exchanges roll the dice on first-price. URL <https://www.adexchanger.com/platforms/big-changes-coming-auctions-exchanges-roll-dice-first-price/>.
- Talluri K, Van Ryzin G (1998) An analysis of bid-price controls for network revenue management. *Management science* 44(11-part-1):1577–1593.
- van Schaik FD, Kleijnen JP (2001) Sealed-bid auctions: case study. *Operations Research* .
- Vickrey W (1961) Counterspeculation, auctions, and competitive sealed tenders. *The Journal of finance* 16(1):8–37.
- Villani C (2009) *Optimal transport: old and new*, volume 338 (Springer).
- Wagner G, Schramm-Klein H, Steinmann S (2020) Online retailing across e-channels and e-channel touchpoints: Empirical studies of consumer behavior in the multichannel e-commerce environment. *Journal of Business Research* 107:256–270.

- Wagner K (2019) Digital advertising in the us is finally bigger than print and television. URL <https://www.vox.com/2019/2/20/18232433/digital-advertising-facebook-google-growth-tv-print-emarketer-2019>.
- Wang Q, Yang Z, Deng X, Kong Y (2023) Learning to bid in repeated first-price auctions with budgets. *International Conference on Machine Learning*, 36494–36513 (PMLR).
- Weed J, Perchet V, Rigollet P (2016) Online learning in repeated auctions. *Conference on Learning Theory*, 1562–1583 (PMLR).
- Wilson R (1985) *Game-theoretic analyses of trading processes* (Institute for Mathematical Studies in the Social Sciences, Stanford University).
- Wilson RB (1969) Communications to the editor—competitive bidding with disparate information. *Management science* 15(7):446–452.
- Wurmser Y (2020) Us mobile ad spending will manage to grow in 2020. URL <https://www.emarketer.com/content/us-mobile-ad-spending-will-manage-grow-2020>.
- Zhang W, Kitts B, Han Y, Zhou Z, Mao T, He H, Pan S, Flores A, Gultekin S, Weissman T (2021) Meow: A space-efficient nonparametric bid shading algorithm. *Proceedings of the 27th ACM SIGKDD Conference on Knowledge Discovery & Data Mining*, 3928–3936.

A. Proof of Theorem 3.1

We consider an alternate system and the performance of Algorithm 1 in the alternate system provides a lower bound on the performance V^π of Algorithm 1 in the original system. Therefore, we can bound V^π from below by bounding the performance of Algorithm 1 in the alternate system.

Specifically, we consider an alternate system where (i) there is no budget constraint – i.e., the remaining budget can go negative; however, (ii) whenever the payment exceeds the remaining budget, i.e., $z_t > B_t$, a penalty b (which is an upper bound on the private values) will occur, making the net reward negative.

In the following, we use a superscript R to denote the dynamics in the alternate system. We let B_t^R denote the value of the remaining budget at the beginning of period t of the alternate system, and we let $x_t^R, z_t^R, g_t^R = \rho - z_t^R$, and μ_t^R , respectively, denote the bid, consumption, gradient, and dual variable in period t of the alternate system. Note that since there is no budget constraint in the alternate system, Algorithm 1 always proceeds with $x_t^R \triangleq \arg \max_{x \in [a, b]} (v_t - (1 + \mu_t^R)x)G_t(x)$ and $\mu_{t+1}^R = (\mu_t^R - \eta g_t^R)^+$ for all periods $t \in [T]$.

Note that the cumulative reward of Algorithm 1 is lower in the alternate system than in the original system for every sample path. To see this, consider a critical period $\tau = \min\{t : z_t^R > B_t^R\}$, which is the first time that the remaining budget in the alternate system becomes negative. Note that the two systems collect the same reward in each period until period $\tau - 1$. Moving forward, the bidder in the original system still collects a nonnegative reward in each remaining period. In contrast, the net reward in each remaining period of the alternate system is always nonpositive because of the penalty $-b$ of winning an auction when the budget is exhausted.

Since the performance of Algorithm 1 in the alternate system is a lower bound on the performance V^π of Algorithm 1 in the original system, we have

$$\begin{aligned} V^\pi &\geq \mathbb{E} \left[\sum_{t \in [T]} (v_t - x_t^R) \mathbf{1}[x_t^R \geq m_t] \right. \\ &\quad \left. - \sum_{t \in [T]} b \cdot \mathbf{1}[x_t^R \geq m_t] \mathbf{1}[x_t^R > B_t^R] \right] \\ &\geq \mathbb{E} \left[\sum_{t \in [T]} (v_t - x_t^R) G(x_t^R) \right] \\ &\quad - b \cdot \mathbb{E} \left[\frac{(\sum_{t=1}^T z_t^R - B)^+}{a} + 1 \right]. \end{aligned}$$

As a result,

$$\begin{aligned}
V^{\text{OPT}} - V^\pi &\leq \underbrace{V^{\text{OPT}} - \mathbb{E} \left[\sum_{t \in [T]} (v_t - x_t^{\text{R}}) G(x_t^{\text{R}}) \right]}_{(a)} \\
&\quad + \underbrace{b \cdot \mathbb{E} \left[\frac{(\sum_{t=1}^T z_t^{\text{R}} - B)^+}{a} + 1 \right]}_{(b)}.
\end{aligned} \tag{9}$$

In the following, we analyze the alternate system and show that (a) $\leq O(\sqrt{T \ln T}) + 2\mathcal{W}_T$ (Section A.2) and (b) $\leq O(\sqrt{T})$ (Section A.3), with which we prove the result. We first provide some auxiliary lemmas in Section A.1 for preparation.

A.1. Auxiliary Lemmas

Lemma A.1 *If the initial dual variable $\mu_1 \leq \frac{b}{a} + b$ and the step size $\eta \leq 1$, then the dual variables $\mu_t \leq \frac{b}{a} + b$ are uniformly bounded from above for all $t \geq 1$.*

Proof of Lemma A.1: It suffices to show that if $\mu_t^{\text{R}} \leq \frac{b}{a} + b$, then $\mu_{t+1}^{\text{R}} \leq \frac{b}{a} + b$ as well. To see this, first, if $\mu_t^{\text{R}} \in [\frac{b}{a}, \frac{b}{a} + b]$, then $x_t^{\text{R}} \triangleq \operatorname{argmax}_{x \in [a, b]} (v_t - (1 + \mu_t^{\text{R}})x) G_t(x) = 0$. As a result, $g_t^{\text{R}} = \rho > 0$ and $\mu_{t+1}^{\text{R}} = (\mu_t^{\text{R}} - \eta g_t^{\text{R}})^+ \leq \mu_t^{\text{R}} \leq \frac{b}{a} + b$. Next, suppose that $\mu_t^{\text{R}} \leq \frac{b}{a}$ and $\eta \leq 1$. Since $g_t^{\text{R}} = \rho - x_t^{\text{R}} \mathbf{1}[x_t^{\text{R}} \geq m_t] \geq -b$, we have $\mu_{t+1}^{\text{R}} = (\mu_t^{\text{R}} - \eta g_t^{\text{R}})^+ \leq \mu_t^{\text{R}} + b \leq \frac{b}{a} + b$.

We introduce the well-known Dvoretzky-Kiefer-Wolfowitz inequality in Lemma A.2 to bound the error of estimating the distribution $G(\cdot)$ using its empirical distribution.

Lemma A.2 (Dvoretzky-Kiefer-Wolfowitz Inequality) *Let $G(x)$ be a one-dimensional cumulative distribution function, and $G_n(x)$ be an empirical cumulative distribution function from n i.i.d. samples of $G(x)$. Then, for any $n > 0$ and $\epsilon > 0$,*

$$\mathbb{P} \left[\sup_{x \in \mathbb{R}} |G_n(x) - G(x)| \geq \epsilon \right] \leq 2e^{-2n\epsilon^2}.$$

Let $\text{err}_G(t) \triangleq \sup_{x \in [a, b]} |G_t(x) - G(x)|$ denote the estimation error regarding the distribution G in period t . From Lemma A.2 and the union bound we have, with probability at least $1 - \frac{1}{T}$, $\text{err}_G(t+1) \leq \sqrt{\frac{\ln 2 + 2 \ln T}{2t}}$ for all periods $t \in [T]$. Therefore, we have

$$\begin{aligned}
\mathbb{E} \sum_{t=1}^T [\text{err}_G(t)] &\leq 2 + \sum_{t=1}^{\infty} \sqrt{\frac{\ln 2 + 2 \ln T}{2t}} \\
&= O(\sqrt{T \ln T}).
\end{aligned} \tag{10}$$

Finally, for any dual variable $\mu \in \mathbb{R}_+$ and $v \sim F$ where $F(\cdot)$ is private-value distribution, we let

$$L(\mu, F) \triangleq \mathbb{E}_v \left[(v - (1 + \mu)x^*(v, \mu))G(x^*(v, \mu)) \right] \quad (11)$$

denote the Lagrangian-adjusted expected reward under the private-value distribution $F(\cdot)$. Note that the period- t problem $D_t(\mu)$ in the Lagrangian relaxation (as defined in (3)) can be expressed as $D_t(\mu) = \mu\rho + L(\mu, F_t)$. Lemma A.3 shows that the function $L(\mu, F)$ is Lipschitz-continuous with respect to distribution F in terms of the Wasserstein distance.

Lemma A.3 *For any two private-value distributions F_1 and F_2 , we have*

$$\sup_{\mu \geq 0} |L(\mu, F_1) - L(\mu, F_2)| \leq \mathcal{W}(F_1, F_2).$$

Proof of Lemma A.3: Due to symmetry, it's sufficient to show that for any feasible μ ,

$$L(\mu, F_2) - L(\mu, F_1) \leq \mathcal{W}(F_1, F_2)$$

Denote $F_{1,2}^*$ as the optimal coupling of the distribution F_1 and F_2 , i.e., the optimal solution to (4). We denote the private-value distribution by parameter $\theta \in \Theta$, therefore we can write F_1 and F_2 as $F(\theta_1)$ and $F(\theta_2)$. We denote $x^*(\theta) \triangleq \arg \max_{x \in [a,b]} \mathbb{E}_{v \sim F(\theta)} [(v - (1 + \mu)x)G(x)]$. Then for each $\theta_1 \in \Theta$, we define

$$\hat{x}(\theta_1) \triangleq \int_{\theta_2 \in \Theta} x^*(\theta_2) \frac{dF_{1,2}^*(\theta_1, \theta_2)}{dF(\theta_1)}$$

where $\frac{dF_{1,2}^*(\theta_1, \theta_2)}{dF(\theta_1)}$ is the Radon–Nikodym derivative of $F_{1,2}^*$ with respect to F_1 and it can be viewed as the conditional distribution of θ_2 given θ_1 . From the definition of $F_{1,2}^*$, we know that

$$\int_{\theta_2 \in \Theta} \frac{dF_{1,2}^*(\theta_1, \theta_2)}{dF(\theta_1)} = 1$$

Therefore, $\hat{x}(\theta_1)$ can be interpreted as a convex combination of $\{x^*(\theta_2)\}_{\theta_2 \in \Theta}$. From the concavity of L over x , we have

$$\begin{aligned} L(\mu, F_1) &= \int_{\theta_1 \in \Theta} \mathbb{E}_{v \sim F(\theta_1)} \left[G(x^*(\theta_1)) \right. \\ &\quad \left. \cdot (v - (1 + \mu)x^*(\theta_1)) \right] dF(\theta_1) \\ &\geq \int_{\theta_1 \in \Theta} \mathbb{E}_{v \sim F(\theta_1)} \left[G(\hat{x}(\theta_1)) \right. \\ &\quad \left. \cdot (v - (1 + \mu)\hat{x}(\theta_1)) \right] dF(\theta_1) \\ &\geq \int_{\theta_1 \in \Theta} \int_{\theta_2 \in \Theta} \mathbb{E}_{v \sim F(\theta_1)} \left[G(x^*(\theta_2)) \right. \\ &\quad \left. \cdot (v - (1 + \mu)x^*(\theta_2)) \right] dF_{1,2}^*(\theta_1, \theta_2) \end{aligned}$$

where the first inequality holds from the definition of $x^*(\theta)$ and the second inequality holds for the definition of $\hat{x}(\theta_1)$ and the concavity of L . For any $\theta_1, \theta_2 \in \Theta$, from the definition of $d(\theta_1, \theta_2)$, it holds that

$$\begin{aligned} & \mathbb{E}_{v \sim F(\theta_1)} \left[(v - (1 + \mu)x^*(\theta_2))G(x^*(\theta_2)) \right] \\ & \geq \mathbb{E}_{v \sim F(\theta_2)} \left[(v - (1 + \mu)x^*(\theta_2))G(x^*(\theta_2)) \right] \\ & \quad - d(\theta_1, \theta_2) \end{aligned}$$

Therefore

$$\begin{aligned} & L(\mu, F_1) \\ & \geq \int_{\theta_1 \in \Theta} \int_{\theta_2 \in \Theta} \left\{ \mathbb{E}_{v \sim F(\theta_2)} \left[G(x^*(\theta_2)) \right. \right. \\ & \quad \left. \left. \cdot (v - (1 + \mu)x^*(\theta_2)) \right] - d(\theta_1, \theta_2) \right\} dF_{1,2}^*(\theta_1, \theta_2) \\ & = \int_{\theta_2 \in \Theta} \mathbb{E}_{v \sim F(\theta_2)} \left[G(x^*(\theta_2)) \right. \\ & \quad \left. \cdot (v - (1 + \mu)x^*(\theta_2)) \right] dF(\theta_2) - \mathcal{W}(F_1, F_2) \\ & = L(\mu, F_2) - \mathcal{W}(F_1, F_2) \end{aligned}$$

where the first equality holds for $\int_{\theta_1 \in \Theta} dF_{1,2}^*(\theta_1, \theta_2) = dF(\theta_2)$.

A.2. Upper Bound on Term (a)

Let $f^*(v, \mu) \triangleq \max_{x \in [a, b]} (v - (1 + \mu)x)G(x)$ denote the optimization problem solved in each period of $V^{\text{LR}}(\mu)$, and recall that $x^*(v, \mu) = \operatorname{argmax}_{x \in [a, b]} (v - (1 + \mu)x)G(x)$ denotes the optimal solution.

We can bound the single-period expected reward as follows:

$$\begin{aligned} & (v_t - x_t^{\text{R}})G(x_t^{\text{R}}) \\ & = \left(v_t - (1 + \mu_t^{\text{R}})x_t^{\text{R}} \right) G_t(x_t^{\text{R}}) + \mu_t^{\text{R}} x_t^{\text{R}} G(x_t^{\text{R}}) \\ & \geq \left(v_t - (1 + \mu_t^{\text{R}})x^*(v_t, \mu_t^{\text{R}}) \right) G\left(x^*(v_t, \mu_t^{\text{R}})\right) \\ & \quad + \left(v_t - (1 + \mu_t^{\text{R}})x_t^{\text{R}} \right) \left(G(x_t^{\text{R}}) - G_t(x_t^{\text{R}}) \right) \\ & \quad + \mu_t^{\text{R}} x_t^{\text{R}} G(x_t^{\text{R}}) + \left(v_t - (1 + \mu_t^{\text{R}})x^*(v_t, \mu_t^{\text{R}}) \right) \\ & \quad \cdot \left(G_t(x^*(v_t, \mu_t^{\text{R}})) - G(x^*(v_t, \mu_t^{\text{R}})) \right) \\ & \geq f^*(v_t, \mu_t^{\text{R}}) + \mu_t^{\text{R}} x_t^{\text{R}} G(x_t^{\text{R}}) - 2b \cdot \operatorname{err}_G(t) \end{aligned}$$

where the first inequality follows from the definition $x_t^{\text{R}} = \operatorname{argmax}_{x \in [a, b]} (v_t - (1 + \mu_t^{\text{R}})x)G_t(x)$ and the second inequality follows from the definition of $\operatorname{err}_G(t) = \sup_{x \in [a, b]} |G_t(x) - G(x)|$.

As a result,

$$\begin{aligned}
(a) &\leq V^{\text{OPT}} - \mathbb{E} \left[\sum_{t=1}^T f^*(v_t, \mu_t^{\text{R}}) + \mu_t^{\text{R}} \rho \right] \\
&\quad + \mathbb{E} \left[\sum_{t=1}^T \mu_t^{\text{R}} (\rho - x_t^{\text{R}} G(x_t^{\text{R}})) \right] \\
&\quad + 2b \cdot \mathbb{E} \left[\sum_{t=1}^T \text{err}_G(t) \right] \\
&\leq \underbrace{V^{\text{OPT}} - \mathbb{E} \left[\sum_{t=1}^T f^*(v_t, \mu_t^{\text{R}}) + \mu_t^{\text{R}} \rho \right]}_{(c)} \\
&\quad + \underbrace{\mathbb{E} \left[\sum_{t=1}^T \mu_t^{\text{R}} (\rho - x_t^{\text{R}} \mathbf{1}[x_t^{\text{R}} \geq m_t]) \right]}_{(d)} \\
&\quad + O(\sqrt{T \ln T})
\end{aligned} \tag{12}$$

where the second inequality follows from (10). We now bound the terms (c) and (d) from above.

Upper Bound on Term (c). Since μ_t^{R} and v_t are independent, we have

$$\begin{aligned}
\mathbb{E}[f^*(v_t, \mu_t^{\text{R}})] &= \mathbb{E}[L(\mu_t^{\text{R}}, F_t)] \\
&\geq \mathbb{E}[L(\mu_t^{\text{R}}, \bar{F}_T)] - \mathcal{W}(F_t, \bar{F}_T)
\end{aligned} \tag{13}$$

where the inequality follows from Lemma A.3. Let $\bar{\mu} = \frac{1}{T} \sum_{t=1}^T \mu_t^{\text{R}}$ be the mean value of the dual variables μ_t^{R} . We have

$$\begin{aligned}
&\mathbb{E} \left[\sum_{t=1}^T f^*(v_t, \mu_t^{\text{R}}) + \mu_t^{\text{R}} \rho \right] \\
&\geq \mathbb{E} \left[\sum_{t=1}^T (L(\mu_t^{\text{R}}, \bar{F}_T) + \mu_t^{\text{R}} \rho) \right] - \mathcal{W}_T(\mathcal{F}) \\
&\geq T \cdot \mathbb{E} \left[(L(\bar{\mu}, \bar{F}_T) + \bar{\mu} \rho) \right] - \mathcal{W}_T
\end{aligned} \tag{14}$$

where the first inequality follows from (13), and the second inequality follows from the fact that $L(\mu, F)$ is convex in μ and the Jensen's inequality.

On the other hand, since $V^{\text{OPT}} \leq V^{\text{LR}}(\mu)$ for any $\mu \geq 0$ (Lemma 2.1) and $V^{\text{LR}}(\mu) = \sum_{t=1}^T D_t(\mu) = \sum_{t=1}^T \left\{ L(\mu, F_t) + \mu\rho \right\}$, we have

$$\begin{aligned} V^{\text{OPT}} &\leq \mathbb{E}[V^{\text{LR}}(\bar{\mu})] = \sum_{t=1}^T \mathbb{E} \left[L(\bar{\mu}, F_t) + \bar{\mu}\rho \right] \\ &\leq \sum_{t=1}^T \left\{ \mathbb{E} \left[L(\bar{\mu}, \bar{F}_T) + \bar{\mu}\rho \right] + \mathcal{W}(F_t, \bar{F}_T) \right\} \\ &= T \mathbb{E} \left[(L(\bar{\mu}, \bar{F}_T) + \bar{\mu}\rho) \right] + \mathcal{W}_T \end{aligned} \quad (15)$$

where the second inequality follows from Lemma A.3. From (14) and (15), we have

$$(c) \leq 2\mathcal{W}_T. \quad (16)$$

Upper Bound on Term (d). Since $\mu_{t+1}^{\text{R}} = (\mu_t^{\text{R}} - \eta g_t^{\text{R}})^+$, $g_t^{\text{R}} = \rho - x_t^{\text{R}} \mathbf{1}[x_t^{\text{R}} \geq m_t]$, and $|g_t^{\text{R}}| \leq \max\{\rho, b - \rho\} \leq b$, we have

$$(\mu_{t+1}^{\text{R}})^2 \leq (\mu_t^{\text{R}})^2 + b^2 \eta^2 - 2\eta \mu_t^{\text{R}} (\rho - x_t^{\text{R}} \mathbf{1}[x_t^{\text{R}} \geq m_t])$$

By telescoping over $t \in [T]$, we have

$$\begin{aligned} &\sum_{t=1}^T \mu_t^{\text{R}} (\rho - x_t^{\text{R}} \mathbf{1}[x_t^{\text{R}} \geq m_t]) \\ &\leq \frac{b^2}{2} \cdot \eta T + \frac{(\mu_1)^2 - (\mu_{T+1}^{\text{R}})^2}{2\eta}. \end{aligned}$$

Therefore, since μ_t^{R} is uniformly bounded by $\frac{b}{a} + b$, taking $\eta = \frac{1}{\sqrt{T}}$, we have

$$(d) \leq O(\sqrt{T}). \quad (17)$$

From (12), (16), and (17), we have

$$(a) \leq O(\sqrt{T \ln T}) + 2\mathcal{W}_T.$$

A.3. Upper Bound on Term (b)

Since $\mu_{t+1}^{\text{R}} = (\mu_t^{\text{R}} - \eta g_t^{\text{R}})^+ \geq \mu_t^{\text{R}} - \eta g_t^{\text{R}} = \mu_t^{\text{R}} - \eta(\rho - z_t^{\text{R}})$ and $\rho = \frac{B}{T}$, by telescoping over t , we have

$$\sum_{t=1}^T z_t^{\text{R}} - B = \sum_{t=1}^T (z_t^{\text{R}} - \rho) \leq \frac{\mu_{T+1}^{\text{R}} - \mu_1}{\eta} \leq \frac{b/a + b}{\eta}$$

where the last equality follows from Lemma A.1. As a result, if we take the step size $\eta = \frac{1}{\sqrt{T}}$,

$$(b) \leq O\left(\frac{1}{\eta}\right) = O(\sqrt{T}).$$

B. Proof of Proposition 3.3

We separate the proof into two parts: (i) the regret is lower bounded by $\Omega(\mathcal{W}_T)$, and (ii) the regret is lower bounded by $\Omega(\sqrt{T})$. By combining the two parts, we prove our results. It is folklore in the literature that no online policy can break the lower bound $\Omega(\sqrt{T})$. Therefore, it only remains to prove the lower bound of $\Omega(\mathcal{W}_T)$.

To simplify the proof, here we assume $a = 0, b = 1$, and denote the reward and consumption at each time period t as $f_t(x_t) = (v_t - x_t) \cdot \mathbf{1}[x_t \geq m_t]$ and $g_t(x_t) = x_t \mathbf{1}[x_t \geq m_t] = z_t$.

We consider the scenario when $m_t = \frac{1}{2}$ for each t and define $\mathbf{1}[x_t \geq \frac{1}{2}]$ as $I(x_t)$. That is, when $x_t < \frac{1}{2}$, we have $\mathbf{1}[x_t \geq m_t] = 0$ and $f_t(x_t) = g_t(x_t) = 0$; when $x_t \geq \frac{1}{2}$, we have $\mathbf{1}[x_t \geq m_t] = 1$ and $f_t(x_t) = v_t - x_t, g_t(x_t) = x_t$. For $x_t \geq \frac{1}{2}$, the optimal policy is always to set $x_t = \frac{1}{2}$ to maximize the reward and minimize the consumption.

Set the budget constraint $B = T/4$. Now we consider the following two scenarios. The first one, given in (18), is that $v_t = \frac{3}{4}$ for the first half of time horizon $t = 1, \dots, \frac{T}{2}$ and $v_t = \frac{3}{4} + \mathcal{W}_T/T$ for the second half of time horizon $t = \frac{T}{2} + 1, \dots, T$. The second scenario, given in (19), is that $v_t = \frac{3}{4}$ for $t = 1, \dots, \frac{T}{2}$ and $v_t = \frac{3}{4} - \mathcal{W}_T/T$ for $t = \frac{T}{2} + 1, \dots, T$.

$$\begin{aligned}
\max \quad & \left(\frac{3}{4} - x_1\right)I(x_1) + \dots + \left(\frac{3}{4} - x_{\frac{T}{2}}\right)I(x_{\frac{T}{2}}) \\
& + \left(\frac{3}{4} + \frac{\mathcal{W}_T}{T} - x_{\frac{T}{2}+1}\right)I(x_{\frac{T}{2}+1}) + \dots \\
& + \left(\frac{3}{4} + \frac{\mathcal{W}_T}{T} - x_T\right)I(x_T) \\
\text{s.t.} \quad & \sum_{t=1}^T z_t \leq \frac{T}{4}, \quad x_t \in [0, 1], \quad t = 1, \dots, T.
\end{aligned} \tag{18}$$

$$\begin{aligned}
\max \quad & \left(\frac{3}{4} - x_1\right)I(x_1) + \dots + \left(\frac{3}{4} - x_{\frac{T}{2}}\right)I(x_{\frac{T}{2}}) \\
& + \left(\frac{3}{4} - \frac{\mathcal{W}_T}{T} - x_{\frac{T}{2}+1}\right)I(x_{\frac{T}{2}+1}) + \dots \\
& + \left(\frac{3}{4} - \frac{\mathcal{W}_T}{T} - x_T\right)I(x_T) \\
\text{s.t.} \quad & \sum_{t=1}^T z_t \leq \frac{T}{4}, \quad x_t \in [0, 1], \quad t = 1, \dots, T.
\end{aligned} \tag{19}$$

For any online policy, we denote $x_t^1(\pi)$ as the decision of policy π at time period t under the first scenario given in (18) and $x_t^2(\pi)$ as the decision of policy π at time period t under the second

scenario given in (19). Then we define $T_1(\pi)$ and $T_2(\pi)$ as the number of x_t which is no less than $\frac{1}{2}$ of policy π under the two scenario during the first $T/2$ time periods.

$$T_1(\pi) = \mathbb{E} \left[\sum_{t=1}^{\frac{T}{2}} \mathbf{1}[x_t^1 \geq \frac{1}{2}] \right]$$

$$T_2(\pi) = \mathbb{E} \left[\sum_{t=1}^{\frac{T}{2}} \mathbf{1}[x_t^2 \geq \frac{1}{2}] \right]$$

Considering the budget constraint, we know that $T_1(\pi) \leq T/2$ and $T_2(\pi) \leq T/2$. Then we can calculate the expected reward collected by policy π on both scenario:

$$\begin{aligned} \text{ALG}_T^1(\pi) &\leq T_1(\pi) \left(\frac{3}{4} - \frac{1}{2} \right) \\ &\quad + \left(\frac{3}{4} - \frac{1}{2} + \frac{\mathcal{W}_T}{T} \right) \left(\frac{T}{2} - T_1(\pi) \right) \\ &= \frac{T}{8} + \frac{\mathcal{W}_T}{2} - \frac{\mathcal{W}_T}{T} \cdot T_1(\pi) \\ \text{ALG}_T^2(\pi) &\leq T_2(\pi) \left(\frac{3}{4} - \frac{1}{2} \right) \\ &\quad + \left(\frac{3}{4} - \frac{1}{2} - \frac{\mathcal{W}_T}{T} \right) \left(\frac{T}{2} - T_2(\pi) \right) \\ &= \frac{T}{8} - \frac{\mathcal{W}_T}{2} + \frac{\mathcal{W}_T}{T} \cdot T_2(\pi). \end{aligned}$$

The offline optimal policy π^* who is aware of v_t for each t can achieve the objective value:

$$\text{ALG}_T^1(\pi^*) = \frac{T}{8} + \frac{\mathcal{W}_T}{2}, \quad \text{ALG}_T^2(\pi^*) = \frac{T}{8}.$$

Thus the regret of policy π on scenario (18) and (19) are no less than $\frac{\mathcal{W}_T}{T} \cdot T_1(\pi)$ and $\frac{\mathcal{W}_T}{2} - \frac{\mathcal{W}_T}{T} \cdot T_2(\pi)$. Note that the implementation of policy π at each time period should be independent of future realizations, we must have $T_1(\pi) = T_2(\pi)$. As a result, for any online policy π , we have

$$\begin{aligned} &\text{regret}(\pi) \\ &\geq \max \left\{ \frac{\mathcal{W}_T}{T} \cdot T_1(\pi), \frac{\mathcal{W}_T}{2} - \frac{\mathcal{W}_T}{T} \cdot T_1(\pi) \right\} \\ &\geq \frac{\mathcal{W}_T}{4} = \Omega(\mathcal{W}_T). \end{aligned} \tag{20}$$

C. Proof of Lemma 4.1

We first prove that μ^* is an optimal solution of $D_t(\mu)$ for all $t \in [T]$. To see this, note that for each t , $D_t(\mu)$ is a convex function of μ and $\nabla D_t(\mu) = \rho_t + \nabla L(\mu, F_t) = \rho_t - \mathbb{E}_{v \sim F_t} [x^*(v, \mu) G(x^*(v, \mu))]$.

With the definition of ρ_t in (6), it follows immediately that $\nabla D_t(\mu^*) = 0$, which implies that μ^* is a minimizer of the function $D_t(\mu)$ for each t . Since $\min_{\mu \geq 0} V^{\text{LR}}(\mu) = V^{\text{LR}}(\mu^*)$ and $\sum_{t=1}^T D_t(\mu^*) = \sum_{t=1}^T \min_{\mu_t \geq 0} D_t(\mu_t)$, we now prove that $V^{\text{LR}}(\mu^*) = \sum_{t=1}^T D_t(\mu^*)$. Note that

$$\begin{aligned} V^{\text{LR}}(\mu^*) - \sum_{t=1}^T D_t(\mu^*) &= \left(B - \sum_{t=1}^T \rho_t \right) \mu^* \\ &= \left\{ B - \sum_{t=1}^T \mathbb{E}_{v \sim F_t} [x^*(v, \mu) G(x^*(v, \mu))] \right\} \mu^* \\ &= \nabla V^{\text{LR}}(\mu^*) \cdot \mu^* = 0 \end{aligned}$$

where the second equality follows from the definition of ρ_t and the last equality follows from the optimality condition of μ^* that minimizes the function $V^{\text{LR}}(\mu)$.

D. Proof of Theorem 4.2

The proof of Theorem 4.2 is similar to the proof of Theorem 3.1, and the only difference is we substitute ρ for $\hat{\rho}_t$ in this section. We consider the upper bound on term (a) and (b) respectively and show that (a) $\leq O(\sqrt{T \ln T} + V_T)$ (Section D.1) and (b) $\leq O(\sqrt{T} + V_T)$ (Section D.2), with which we prove the result.

D.1. Upper Bound on Term (a)

Similar to (12), we have

$$\begin{aligned} (a) &\leq V^{\text{OPT}} - \mathbb{E} \left[\sum_{t=1}^T f^*(v_t, \mu_t^{\text{R}}) + \mu_t^{\text{R}} \hat{\rho}_t \right] \\ &\quad + \mathbb{E} \left[\sum_{t=1}^T \mu_t^{\text{R}} (\hat{\rho}_t - x_t^{\text{R}} G(x_t^{\text{R}})) \right] \\ &\quad + 2b \cdot \mathbb{E} \left[\sum_{t=1}^T \text{err}_G(t) \right] \\ &\leq \underbrace{V^{\text{OPT}} - \mathbb{E} \left[\sum_{t=1}^T f^*(v_t, \mu_t^{\text{R}}) + \mu_t^{\text{R}} \hat{\rho}_t \right]}_{(c)} \\ &\quad + \underbrace{\mathbb{E} \left[\sum_{t=1}^T \mu_t^{\text{R}} (\hat{\rho}_t - x_t^{\text{R}} \mathbf{1}[x_t^{\text{R}} \geq m_t]) \right]}_{(d)} \\ &\quad + O(\sqrt{T \ln T}) \end{aligned} \tag{21}$$

Upper Bound on Term (c). Since μ_t^R and v_t are independent, we have $\mathbb{E}[f^*(v_t, \mu_t^R)] = \mathbb{E}_{\mu_t^R}[L(\mu_t^R, F_t)]$ with function $L(\mu, F)$ defined in (11). Thus,

$$\begin{aligned} & \mathbb{E} \left[\sum_{t=1}^T (f^*(v_t, \mu_t^R) + \mu_t^R \hat{\rho}_t) \right] \\ &= \mathbb{E} \left[\sum_{t=1}^T (L(\mu_t^R, F_t) + \mu_t^R \hat{\rho}_t) \right]. \end{aligned} \quad (22)$$

On the other hand, note that $V^{\text{OPT}} \leq V^{\text{LR}}(\mu)$ for any $\mu \geq 0$ (Lemma 2.1). From Lemma 4.1,

$$\begin{aligned} V^{\text{OPT}} &\leq \min_{\mu \geq 0} V^{\text{LR}}(\mu) = \sum_{t \in [T]} \min_{\mu_t \geq 0} D_t(\mu_t) \\ &\leq \sum_{t \in [T]} \mathbb{E}[D_t(\mu_t^R)] \\ &= \mathbb{E} \left[\sum_{t=1}^T (L(\mu_t^R, F_t) + \mu_t^R \rho_t) \right] \end{aligned} \quad (23)$$

with ρ_t defined in (6). From (22) and (23), we have

$$\begin{aligned} (c) &\leq \sum_{t=1}^T \mathbb{E}[\mu_t^R \rho_t - \mu_t^R \hat{\rho}_t] \\ &\leq (b/a + b) \cdot \sum_{t=1}^T \mathbb{E}|\rho_t - \hat{\rho}_t| \\ &= O(V_T) \end{aligned} \quad (24)$$

where the last equality follows from the definition of V_T in (5).

Upper Bound on Term (d). Similar to proof of Theorem 3.1, we have

$$\begin{aligned} & \sum_{t=1}^T \mu^R(\hat{\rho}_t - x_t^R \mathbf{1}[x_t^R \geq m_t]) \\ &\leq \frac{b^2}{2} \cdot \eta T + \frac{(\mu_1)^2 - (\mu_{T+1}^R)^2}{2\eta}. \end{aligned}$$

Therefore, consider Lemma A.1, by taking $\eta = \frac{1}{\sqrt{T}}$,

$$(d) \leq O(\sqrt{T}). \quad (25)$$

From (21), (24), and (25), we have

$$(a) = O(\sqrt{T \ln T} + V_T).$$

D.2. Upper Bound on Term (b)

Note that $\mu_{t+1}^R = (\mu_t^R - \eta g_t)^+ \geq \mu_t^R - \eta g_t = \mu_t^R - \eta(\hat{\rho}_t - z_t^R)$ and $\nabla V^{\text{LR}}(\mu^*) = B - \sum_{t=1}^T \rho_t \geq 0$ by the optimality condition of μ^* . Therefore, we have

$$\begin{aligned} \sum_{t=1}^T z_t^R - B &\leq \sum_{t=1}^T (z_t^R - \hat{\rho}_t) + \sum_{t=1}^T |\hat{\rho}_t - \rho_t| \\ &\leq \frac{\mu_{T+1}^R - \mu_1}{\eta} + V_T. \end{aligned}$$

As a result, with $\mu_t^R \leq \frac{b}{a} + b$ for all t by Lemma A.1, by taking step size $\eta = \frac{1}{\sqrt{T}}$, we have

$$(b) = O(\sqrt{T} + V_T).$$

E. Proof of Proposition 4.3

The proof of Proposition 4.3 is similar to that of Proposition 3.3 and it only remains to prove the lower bound of $\Omega(V_T)$. Again, to simplify the proof, here we assume $a = 0, b = 1$, and denote the reward and consumption at each time period t as $f_t(x_t) = (v_t - x_t) \cdot \mathbf{1}[x_t \geq m_t]$ and $g_t(x_t) = x_t \mathbf{1}[x_t \geq m_t] = z_t$.

Set the budget constraint $B = T/4$. We assume $m_t = \frac{1}{2}$ for each t and offer the prediction of ρ_t as $\hat{\rho}_t = \frac{1}{2}$ when t is odd and $\hat{\rho}_t = 0$ when t is even. We define $\mathbf{1}[x_t \geq \frac{1}{2}]$ as $I(x_t)$. Without loss of generality, we assume V_T is an integer and $V_T \leq T/2$. Now we consider the following two scenario. The first one, given in (18), is that $v_t = \frac{3}{4}$ for $t = 1, \dots, T - V_T$ and $v_t = \frac{7}{8}$ for $t = T + 1 - V_T, \dots, T$. The second scenario, given in (19), is that $v_t = \frac{3}{4}$ for $t = 1, \dots, T - V_T$ and $v_t = \frac{5}{8}$ for $t = T + 1 - V_T, \dots, T$.

$$\begin{aligned} \max \quad & \left(\frac{3}{4} - x_1\right)I(x_1) + \dots + \left(\frac{3}{4} - x_{T-V_T}\right)I(x_{T-V_T}) \\ & + \left(\frac{7}{8} - x_{T+1-V_T}\right)I(x_{T+1-V_T}) + \dots \\ & + \left(\frac{7}{8} - x_T\right)I(x_T) \end{aligned} \tag{26}$$

$$\text{s.t.} \quad \sum_{t=1}^T z_t \leq \frac{T}{4}, \quad x_t \in [0, 1], \quad t = 1, \dots, T.$$

$$\begin{aligned} \max \quad & \left(\frac{3}{4} - x_1\right)I(x_1) + \dots + \left(\frac{3}{4} - x_{T-V_T}\right)I(x_{T-V_T}) \\ & + \left(\frac{5}{8} - x_{T+1-V_T}\right)I(x_{T+1-V_T}) + \dots \\ & + \left(\frac{5}{8} - x_T\right)I(x_T) \end{aligned} \tag{27}$$

$$\text{s.t.} \quad \sum_{t=1}^T z_t \leq \frac{T}{4}, \quad x_t \in [0, 1], \quad t = 1, \dots, T.$$

where $z_t = x_t \mathbf{1}[x_t \geq \frac{1}{2}]$ for each t . In scenario one, we can obtain that the optimal budget allocation $\rho_t^1 = \frac{1}{2}$ when $t \geq T + 1 - V_T$, while in scenario two, the optimal budget allocation $\rho_t^2 = 0$ when $t \geq T + 1 - V_T$. For $t \leq T - V_T$, we arrange the rest of budget to minimize $V_T^1 = \sum_{t=1}^T |\rho_t^1 - \hat{\rho}_t|$ and $V_T^2 = \sum_{t=1}^T |\rho_t^2 - \hat{\rho}_t|$ and we have $V_T^1 = V_T^2 = V_T/2$.

For any online policy, we denote $x_t^1(\pi)$ as the decision of policy π at time period t under the scenario given in (26) and $x_t^2(\pi)$ as the decision of policy π at time period t under the scenario given in (27). Then we define $T_1(\pi)$ and $T_2(\pi)$ as the number of x_t which is no less than $\frac{1}{2}$ of policy π under the two scenario during the first $T - V_T$ time periods:

$$T_1(\pi) = \mathbb{E} \left[\sum_{t=1}^{T-V_T} \mathbf{1}[x_t^1 \geq \frac{1}{2}] \right]$$

$$T_2(\pi) = \mathbb{E} \left[\sum_{t=1}^{T-V_T} \mathbf{1}[x_t^2 \geq \frac{1}{2}] \right]$$

With budget constraint, we know that $T/2 - V_T \leq T_1(\pi) \leq T/2$ and $T_2(\pi) \leq T/2$. We can calculate the expected reward collected by policy π on both scenario:

$$\begin{aligned} \text{ALG}_T^1(\pi) &\leq T_1(\pi) \left(\frac{3}{4} - \frac{1}{2} \right) \\ &\quad + \left(\frac{T}{2} - T_1(\pi) \right) \left(\frac{7}{8} - \frac{1}{2} \right) \\ &= \frac{3T}{16} - \frac{1}{8} \cdot T_1(\pi) \\ \text{ALG}_T^2(\pi) &\leq T_2(\pi) \left(\frac{3}{4} - \frac{1}{2} \right) \\ &\quad + \left(\frac{T}{2} - T_2(\pi) \right) \left(\frac{5}{8} - \frac{1}{2} \right) \\ &= \frac{T}{16} + \frac{1}{8} \cdot T_2(\pi) \end{aligned}$$

Note that the offline optimal policy π^* who is aware of v_t for each t can achieve the objective value:

$$\text{ALG}_T^1(\pi^*) = \frac{T}{8} + \frac{V_T}{8}, \quad \text{ALG}_T^2(\pi^*) = \frac{T}{8}$$

Thus we have the lower bound for regret of policy π on scenario (18) and (19) respectively:

$$\begin{aligned} \text{regret}_T^1(\pi) &\geq \frac{V_T}{8} - \frac{T}{16} + \frac{T_1(\pi)}{8} \\ \text{regret}_T^2(\pi) &\geq \frac{T}{16} - \frac{T_2(\pi)}{8} \end{aligned}$$

Note that the implementation of policy π at each time period should be independent of future realizations, we must have $T_1(\pi) = T_2(\pi)$. As a result, for any online policy π , we have the conclusion:

$$\begin{aligned} \text{regret}(\pi) &\geq \max \left\{ \frac{V_T}{8} - \frac{T}{16} + \frac{T_1(\pi)}{8}, \frac{T}{16} - \frac{T_2(\pi)}{8} \right\} \\ &\geq \frac{V_T}{16} = \Omega(V_T) \end{aligned} \quad (28)$$

F. Proof of Theorem 5.1

Similar to Section A, we consider the alternative system with $x_t^R \triangleq \arg \max_{x \in [a,b]} (v_t - (1 + \mu_t^R)x)G_t(x)$ and $\mu_{t+1}^R = (\mu_t^R - \eta g_t^R)^+$ for all periods $t \in [T]$. Following (9), we have

$$\begin{aligned} &V_{\text{plan}}^{\text{OPT}}(\hat{\boldsymbol{\rho}}) - V^\pi \\ &\leq \underbrace{V_{\text{plan}}^{\text{OPT}}(\hat{\boldsymbol{\rho}}) - \mathbb{E} \left[\sum_{t \in [T]} (v_t - x_t^R)G(x_t^R) \right]}_{(a)} \\ &\quad + \underbrace{b \cdot \mathbb{E} \left[\frac{(\sum_{t=1}^T z_t^R - B)^+}{a} + 1 \right]}_{(b)}. \end{aligned} \quad (29)$$

In the following, we are going to obtain the upper bound for both term (a) and (b).

F.1. Upper Bound on Term (a)

We consider an ideal process without budget constraint where the true distribution G is known to the decision maker. We define $\bar{x}_t \triangleq \arg \max_{x \in [a,b]} (v_t - (1 + \mu_t^R)x)G(x)$ and $\bar{z}_t = \bar{x}_t \mathbf{1}[\bar{x}_t \geq m_t]$. We

can bound the single-period expected reward as follows:

$$\begin{aligned}
& (v_t - x_t^R)G(x_t^R) \\
&= \left(v_t - (1 + \mu_t^R)x_t^R\right)G_t(x_t^R) + \mu_t^R x_t^R G(x_t^R) \\
&\quad + \left(v_t - (1 + \mu_t^R)x_t^R\right)\left(G(x_t^R) - G_t(x_t^R)\right) \\
&\geq \left(v_t - (1 + \mu_t^R)\bar{x}_t\right)G_t(\bar{x}_t) + \mu_t^R x_t^R G(x_t^R) \\
&\quad + \left(v_t - (1 + \mu_t^R)x_t^R\right)\left(G(x_t^R) - G_t(x_t^R)\right) \\
&= \left(v_t - (1 + \mu_t^R)\bar{x}_t\right)G(\bar{x}_t) + \mu_t^R x_t^R G(x_t^R) \\
&\quad + \left(v_t - (1 + \mu_t^R)\bar{x}_t\right)\left(G_t(\bar{x}_t) - G(\bar{x}_t)\right) \\
&\quad + \left(v_t - (1 + \mu_t^R)x_t^R\right)\left(G(x_t^R) - G_t(x_t^R)\right) \\
&\geq (v_t - \bar{x}_t)G(\bar{x}_t) + \mu_t^R \left(x_t^R G(x_t^R) - \bar{x}_t G(\bar{x}_t)\right) \\
&\quad - 2b \cdot \text{err}_G(t)
\end{aligned}$$

where the first inequality follows from the definition $x_t^R = \operatorname{argmax}_{x \in [a,b]} (v_t - (1 + \mu_t^R)x)G_t(x)$ and the second inequality follows from the definition of $\text{err}_G(t) = \sup_{x \in [a,b]} |G_t(x) - G(x)|$.

Therefore,

$$\begin{aligned}
(a) &\leq V_{\text{plan}}^{\text{OPT}}(\hat{\rho}) - \mathbb{E} \left[\sum_{t=1}^T (v_t - \bar{x}_t)G(\bar{x}_t) \right] \\
&\quad - \mathbb{E} \left[\sum_{t=1}^T \mu_t^R \left(x_t^R G(x_t^R) - \bar{x}_t G(\bar{x}_t) \right) \right] \\
&\quad + 2b \cdot \mathbb{E} \left[\sum_{t=1}^T \text{err}_G(t) \right] \\
&\leq V_{\text{plan}}^{\text{OPT}}(\hat{\rho}) - \mathbb{E} \left[\sum_{t=1}^T (v_t - \bar{x}_t)G(\bar{x}_t) \right] \\
&\quad + \mathbb{E} \left[\sum_{t=1}^T \mu_t^R (\bar{z}_t - z_t^R) \right] + O(\sqrt{T \ln T})
\end{aligned}$$

We define the Lagrangian function for each time period as

$$L_t(\mu) \triangleq \mathbb{E} \left[\max_{x \in [a,b]} (v_t - (1 + \mu)x)G(x) \right] + \mu \cdot \hat{\rho}_t$$

By weak duality, we know that $V_{\text{plan}}^{\text{OPT}}(\hat{\rho}) = \sum_{t=1}^T L_t(\mu^*) \leq \sum_{t=1}^T L_t(\mu_t^{\text{R}})$. Thus

$$\begin{aligned} & V_{\text{plan}}^{\text{OPT}}(\hat{\rho}) - \mathbb{E} \left[\sum_{t=1}^T (v_t - \bar{x}_t) G(\bar{x}_t) \right] \\ & \leq \sum_{t=1}^T L_t(\mu^*) - \sum_{t=1}^T L_t(\mu_t^{\text{R}}) + \sum_{t=1}^T \mu_t^{\text{R}} (\hat{\rho}_t - \mathbb{E}[\bar{z}_t]) \\ & \leq \mathbb{E} \left[\sum_{t=1}^T \mu_t^{\text{R}} (\hat{\rho}_t - \bar{z}_t) \right] \end{aligned}$$

Therefore,

$$(a) \leq \mathbb{E} \left[\sum_{t=1}^T \mu_t^{\text{R}} (\hat{\rho}_t - z_t^{\text{R}}) \right] + O(\sqrt{T \ln T})$$

Since $\mu_{t+1}^{\text{R}} = (\mu_t^{\text{R}} - \eta g_t^{\text{R}})^+$, $g_t^{\text{R}} = \hat{\rho}_t - x_t^{\text{R}} \mathbf{1}[x_t^{\text{R}} \geq m_t] = \hat{\rho}_t - z_t^{\text{R}}$, we know that

$$|g_t^{\text{R}}| \leq \max\{\hat{\rho}_t, b - \hat{\rho}_t\} \leq b$$

Therefore, we have

$$(\mu_{t+1}^{\text{R}})^2 \leq (\mu_t^{\text{R}})^2 + b^2 \eta^2 - 2\eta \mu_t^{\text{R}} (\hat{\rho}_t - z_t^{\text{R}})$$

By telescoping over $t \in [T]$, we have

$$\begin{aligned} & \sum_{t=1}^T \mu_t^{\text{R}} (\hat{\rho}_t - z_t^{\text{R}}) \\ & \leq \frac{b^2}{2} \cdot \eta T + \frac{(\mu_1)^2 - (\mu_{T+1}^{\text{R}})^2}{2\eta}. \end{aligned}$$

Since μ_t^{R} is uniformly bounded by Lemma A.1, by setting $\eta = \frac{1}{\sqrt{T}}$, we have

$$(a) \leq O(\sqrt{T}) + O(\sqrt{T \ln T}) \leq O(\sqrt{T \ln T}) \quad (30)$$

F.2. Upper Bound on Term (b)

Since $\mu_{t+1}^{\text{R}} = (\mu_t^{\text{R}} - \eta g_t^{\text{R}})^+ \geq \mu_t^{\text{R}} - \eta g_t^{\text{R}} = \mu_t^{\text{R}} - \eta (\hat{\rho}_t - z_t^{\text{R}})$, by telescoping over t , we have

$$\sum_{t=1}^T z_t^{\text{R}} - B = \sum_{t=1}^T (z_t^{\text{R}} - \hat{\rho}_t) \leq \frac{\mu_{T+1}^{\text{R}} - \mu_1}{\eta} \leq \frac{\frac{b}{a} + b}{\eta}$$

As a result, if we take the step size $\eta = \frac{1}{\sqrt{T}}$,

$$(b) \leq O(\sqrt{T}). \quad (31)$$

Combining (29), (30) and (31), we have

$$V_{\text{plan}}^{\text{OPT}}(\hat{\rho}) - V^\pi \leq O(\sqrt{T \ln T}). \quad (32)$$

G. Proof of Theorem 5.2

When considering the violation term ϵ , similar to Section F, we have

$$\begin{aligned}
& V_{\text{plan}}^{\text{OPT}}(\hat{\rho}, \epsilon) - V^\pi \\
& \leq \underbrace{V_{\text{plan}}^{\text{OPT}}(\hat{\rho}, \epsilon) - \mathbb{E} \left[\sum_{t \in [T]} (v_t - x_t^{\text{R}}) G(x_t^{\text{R}}) \right]}_{(a)} \\
& \quad + \underbrace{b \cdot \mathbb{E} \left[\frac{(\sum_{t=1}^T z_t^{\text{R}} - B)^+}{a} + 1 \right]}_{(b)}.
\end{aligned} \tag{33}$$

Therefore, similar to the proof of Theorem 5.1, we have

$$\begin{aligned}
(a) & \leq V_{\text{plan}}^{\text{OPT}}(\hat{\rho}, \epsilon) - \mathbb{E} \left[\sum_{t=1}^T (v_t - \bar{x}_t) G(\bar{x}_t) \right] \\
& \quad - \mathbb{E} \left[\sum_{t=1}^T \mu_t^{\text{R}} (x_t^{\text{R}} G(x_t^{\text{R}}) - \bar{x}_t G(\bar{x}_t)) \right] \\
& \quad + 2b \cdot \mathbb{E} \left[\sum_{t=1}^T \text{err}_G(t) \right] \\
& \leq V_{\text{plan}}^{\text{OPT}}(\hat{\rho}, \epsilon) - \mathbb{E} \left[\sum_{t=1}^T (v_t - \bar{x}_t) G(\bar{x}_t) \right] \\
& \quad + \mathbb{E} \left[\sum_{t=1}^T \mu_t^{\text{R}} (\bar{z}_t - z_t^{\text{R}}) \right] + O(\sqrt{T \ln T}) \\
& \leq \mathbb{E} \left[\sum_{t=1}^T \mu_t^{\text{R}} (\hat{\rho}_t - \bar{z}_t) \right] + \left(\frac{b}{a} + b\right) \sum_{t=1}^T \epsilon_t \\
& \quad + \mathbb{E} \left[\sum_{t=1}^T \mu_t^{\text{R}} (\bar{z}_t - z_t^{\text{R}}) \right] + O(\sqrt{T \ln T}) \\
& = \mathbb{E} \left[\sum_{t=1}^T \mu_t^{\text{R}} (\hat{\rho}_t - z_t^{\text{R}}) \right] + \left(\frac{b}{a} + b\right) \sum_{t=1}^T \epsilon_t \\
& \quad + O(\sqrt{T \ln T}) \\
& \leq O(\sqrt{T}) + O\left(\sum_{t \in [T]} \epsilon_t\right) + O(\sqrt{T \ln T}) \\
& = O\left(\sqrt{T \ln T} + \sum_{t \in [T]} \epsilon_t\right)
\end{aligned}$$

$$\begin{aligned}(b) &\leq \frac{b}{a} \cdot \sum_{t=1}^T (z_t^R - \hat{\rho}_t + \epsilon_t) + b \\ &\leq O\left(\sqrt{T} + \sum_{t \in [T]} \epsilon_t\right)\end{aligned}$$

To conclude, we have

$$V_{\text{plan}}^{\text{OPT}}(\hat{\rho}, \epsilon) - V^\pi \leq O\left(\sqrt{T \ln T} + \sum_{t \in [T]} \epsilon_t\right)$$