

The accretion-driven eruption of the recurrent nova T Corona Borealis

Raymundo Baptista,^{a,*} Wagner Schlindwein^{b,c} and Gerardo J. M. Luna^{d,e}

^a*Departamento de Física, Universidade Federal de Santa Catarina,
Campus Trindade, Florianópolis, SC, Brazil*

^b*Instituto Nacional de Pesquisas Espaciais - INPE,
Avenida dos Astronautas, 1758, São José dos Campos-SP, Brazil*

^c*Departamento de Física, Universidade Estadual de Maringá - UEM,
Av. Colombo, 5790, Maringá-PR, Brazil*

^d*Universidad Nacional de Hurlingham (UNAHUR), Secretaría de Investigación,
Av. Gdor. Vergara 2222, Villa Tesei, Buenos Aires, Argentina*

^e*Consejo Nacional de Investigaciones Científicas y Técnicas (CONICET).*

E-mail: raybap@gmail.com, wagner.schlindwein@astro.ufsc.br, juan.luna@unahur.edu.ar

T Corona Borealis (T CrB) is a symbiotic recurrent nova with an ≈ 80 yr recurrence interval, the eruptions of which occur on top of a ≈ 15 yr long high-brightness state. We show that the high-brightness state is best explained as the response of a high-viscosity ($\alpha = 3$) accretion disk to a unique event in which the mass transfer rate from the donor star increases by a factor ≈ 100 , from $\dot{M}(\text{quies}) = 2 \times 10^{-9} M_{\odot} \text{ yr}^{-1}$ up to $\dot{M}(\text{out}) = 1.9 \times 10^{-7} M_{\odot} \text{ yr}^{-1}$; it can not be a thermal-viscous disk instability outburst neither a steady nuclear burning event. The constraint that the matter accreted onto the white dwarf in between eruptions equals the envelope mass M_{ig} needed to trigger nova eruptions at the observed recurrence interval requires a white dwarf mass of $M_1 = 1.29 M_{\odot}$, a donor star mass of $M_2 = 0.7 M_{\odot}$, and an inclination of $i = 57.3^{\circ}$. As the high-brightness state responds for 95% of M_{ig} , the nova eruptions of T CrB are induced by accretion events. Without the 15 yr long enhanced mass transfer events, its nova recurrence interval would be significantly longer, ≈ 5500 yr. T CrB exhibits a conspicuous decrease in brightness during the 1-2 yr prior to the nova event. We argue that this pre-eruption dip occurs during the convection phase that precedes the nova eruption and is best explained by the slow, accelerated expansion of the accreted envelope (and inner disk radius) at an average velocity of $v_{\text{exp}} = 0.02 \text{ km s}^{-1}$ over a 2 yr timescale, likely as a consequence of excess heat being increasingly deposited at the accreted layer by thermonuclear reactions before the nova eruption stage.

The Golden Age of Cataclysmic Variables and Related Objects - VII (GOLDEN2025)

1-6 September, 2025

Mondello, Palermo, Italy

*Speaker

1. Context and motivations

T CrB is the nearest symbiotic recurrent nova. It contains an M4 III giant (RG) [34] which fills its Roche lobe and transfers mass to a massive white dwarf (WD) via an accretion disk of radius $R_d = 89 \pm 19 R_\odot$ [35]. Twice in the last two centuries, in 1866 and 1946, the accreted material ignited on the surface of the WD via runaway thermonuclear fusion reactions (TNR) and produced a nova eruption, suggesting a recurrence time of $T_R = (80 \pm 2)$ yr [20]. Figure 1 shows the recent optical behavior of T CrB, overlaid on the light curve from around the time of the 1946 eruption but shifted by -78 years. The alignment between both light curves is remarkable and most likely the current high-accretion state would lead to the next nova eruption, as did in the two previous eruptions. The comparison between current and previous brightness behavior has allowed different authors to predict that the next nova eruption will occur within 2025 ± 2 yr [12, 19, 34].

One challenging aspect of T CrB is the fact that both eruptions occurred approximately midway through a transient state of high luminosity which lasts for ≈ 15 yr [18, 20]. A possible explanation of such a state is a dwarf-nova-like outburst, which may arise from a transient increase in the mass transfer rate of the donor star. There is mounting evidence that this increase in brightness is due to an increase in the accretion rate [8, 11, 20]: UV observations in quiescence lead to an accretion rate of $2.0 \times 10^{-9} M_\odot \text{ yr}^{-1}$ [27, 29], while x-ray observations lead to an estimated lower limit to the accretion rate during the high-brightness state of $8.5 \times 10^{-8} M_\odot \text{ yr}^{-1}$ [11]. Furthermore, the spectroscopic analysis of the recent high-brightness state by Planquart et al. [16] demonstrates that this state correlates with the bright spot enhancement, and that the increase in bright spot luminosity must originate from either a decrease in the outer disk radius or an increase in the mass transfer rate. Another piece of the T CrB puzzle is the significant decline in brightness that occurs 1-2 yr before the nova eruption and brings the system to a brightness similar to its quiescence level [14, 34] (this phase has now been coined as the pre-eruption dip [18]).

Given the recurrent nova nature of T CrB, the ignition of the following nova eruption requires the previous accumulation of a hydrogen-rich envelope of accreted matter, M_{ig} , onto its WD surface [e.g., 6, 23, 32]. M_{ig} depends on M_1 and on the WD mass accretion rate [see 23]. A larger WD mass leads to higher accreted envelope temperatures and densities, which allows for the ignition conditions to be reached at lower envelope masses, whereas higher accretion rates lead to higher compressional heating, also resulting in ignition occurring at lower envelope masses.

In the case of T CrB, the envelope mass required to trigger a nova eruption onto a WD of mass $M_1 = 1.3 M_\odot$ fed by a solar composition gas at a quiescent accretion rate of $2 \times 10^{-9} M_\odot \text{ yr}^{-1}$ is $M_{ig} \approx 1.1 \times 10^{-5} M_\odot$ [23]. The timescale required to accumulate this envelope mass at the quiescent accretion rate is ≈ 5500 yr, almost two orders of magnitude longer than the observed ≈ 80 yr recurrence time. This implies that *there must be a phase of significantly enhanced mass accretion* which reduces M_{ig} and shortens the timescale required to trigger the nova eruption down to the observed recurrence time [26]. Indeed, at a higher mass accretion rate of $\approx 1.7 \times 10^{-7} M_\odot \text{ yr}^{-1}$ the required envelope mass is reduced to $M_{ig} \approx 2.6 \times 10^{-6} M_\odot$ and the ignition conditions can be reached after only ≈ 15 yr, which is in good agreement with the full length of the high-brightness state. This reasoning suggests that a high-mass accretion phase is key to explain the timings and recurrent nova behavior of T CrB, and sets the motivation for the present work.

Here, we report the modeling of the observed high-brightness state as an event of enhanced

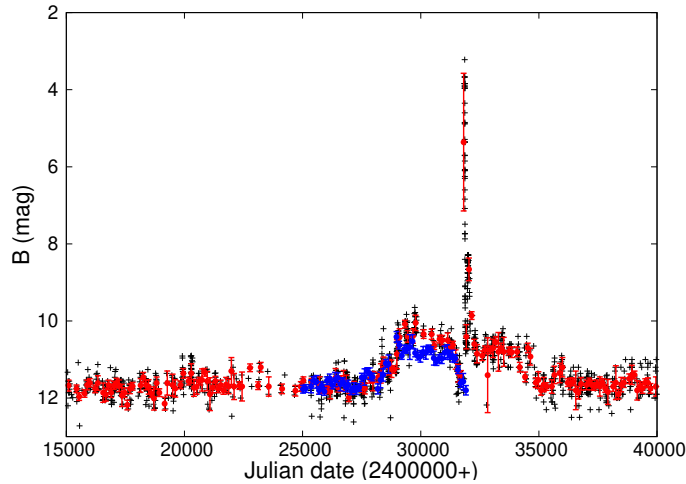


Figure 1: *B*-band light curve of T CrB during the 1938-1955 high-brightness state and the associated 1946 nova eruption (black crosses). Red dots with error bars show the same data after median filtering with a running box of width 113 d. The recent AAVSO data from 2004 until April 2024 are shown in blue, after being processed with the same median filter and shifted in time by -78 yr to match the 1946 data. From [26].

mass transfer rate from the RG, with the additional requirement that the matter accreted over a time length of (80 ± 2) yr equals the required envelope mass needed to trigger nova eruptions at the observed recurrence interval. The model and its results are presented in Sect. 2. The results are discussed in Sect. 3 and a summary of the conclusions is presented in Sect. 4.

2. Constraints & model

The Mass Transfer Outburst (MTO) model assumes that dwarf nova outbursts are the response of a high-viscosity disk ($\alpha \geq 1$)¹ to a transient of enhanced mass transfer from the donor star [2, 3]. The MTO simulation code of Schindwein & Baptista [25] was used to model the observed high-brightness state of T CrB with the assumption that it is a unique, 15 yr-long enhanced mass transfer event.

For this purpose, the historical dataset of T CrB covering the epoch before and after the 1946 nova eruption [21] were combined with archive *BVRI*-band observations of the American Association of Variable Star Observers (AAVSO) from early 2004 until April 2024 (Fig. 1). In order to retain only the long-term trend, we smoothed the historical and the AAVSO light curves by applying a median filter with a width of 113 d (half the orbital period; red and blue points with error bars in Fig. 1, respectively). The historical data include both the brightening that started around 1938 and the nova eruption that occurred in 1946, while the AAVSO data include the current brightening event and were shifted by -78 years to match the start of the current brightening with that of the 1938 event.

The MTO model assumes a quiescent disk radius of $R_d = 0.74 R_{L1}$ ², consistent with that

¹We adopt the prescription of Shakura & Sunyaev [28] and write the disk viscosity as $\nu = \alpha c_s H$, where c_s is the local sound speed and H is the vertical scaleheight.

² R_{L1} is the distance from the WD to the inner Lagrangian point $L1$.

inferred by Zamanov et al. [35], local blackbody emission, and an enhanced mass transfer event with shape described by,

$$\dot{M}_2 = \dot{M}_2^q + (\dot{M}_2^h - \dot{M}_2^q) \exp \left[-\frac{1}{2} \left(\frac{t - t_e}{b \Delta t_e} \right)^n \right], \quad (1)$$

where \dot{M}_2^q , \dot{M}_2^h , t_e and Δt_e are the quiescent and high-accretion state mass transfer rates, the event center time, and its full width at half maximum (FWHM), respectively. The (integer) parameter n in the exponential argument is used to adjust the length of the plateau and the parameter $b = [2(2 \ln 2)^{1/n}]^{-1}$ is added to ensure that Δt_e is its FWHM. The best-fit model has $n = 8$. An M4 III spectral type was assumed for the RG (V magnitude from Zamanov et al. [34] and color indexes from Aller et al. [1]). The RG is by far the dominant light source in the V , R and I passbands during quiescence. The irradiation effect of the accretion luminosity onto the RG [7] and interstellar extinction effects [4, 24] were taken into account; the contribution of the WD emission to the $BVRI$ passbands is considered negligible. The t_e and Δt_e values are inferred directly from the historical light curve, α is derived from the observed transient decline timescale, while \dot{M}_2^q and \dot{M}_2^h are obtained by fitting the $BVRI$ quiescent and high-brightness levels, respectively [26].

The MTO model includes the additional constraint that the matter accreted by the WD in between eruptions equals the required envelope mass needed to trigger nova eruptions M_{ig} at the observed recurrence interval of 80 ± 2 yr. A diagram of the high-accretion mass transfer rate \dot{M}_2^h required to reach the corresponding M_{ig} value at the end of the recurrence interval is plotted as a function of WD mass in Fig. 2. The relationship $\dot{M}(M_1)$ was estimated using curves from Shen & Bildsten [23], assuming a recurrence interval of 80 ± 2 yr, a time spent at the high-accretion rate state of 14 ± 1 yr, and a quiescence accretion rate of $2.0 \times 10^{-9} M_\odot \text{ yr}^{-1}$ [11]. The limit above which steady nuclear burning occurs, i.e., there no longer are recurrent nova eruptions, comes from the expression of Warner [31]; the lower limit for \dot{M} comes from Luna et al. [11]. Consistent model solutions are along the solid line; solutions below and to the left (above and to the right) of this line imply recurrence intervals longer (shorter) than 80 yr. With this constraint in mind, the range of possibilities for M_1 becomes reasonably narrow, between 1.27 and $1.35 M_\odot$. Lower M_1 values put the system in the steady nuclear burning region with no recurrent nova events, while higher M_1 values lead to nova recurrence intervals shorter than observed. The reader is referred to Schlindwein et al. [26] for additional details about the MTO modeling.

A solution using binary parameters from the literature (model I, $M_1 = 1.37 M_\odot$, $M_2 = 1.12 M_\odot$, $i = 67^\circ$ [29] and $\dot{M}_2^h = 1.7 \times 10^{-7} M_\odot \text{ yr}^{-1}$) is not self-consistent because it implies a recurrence interval shorter than observed. By constraining the solution to fall along the self-consistency solid line in Fig. 3 we obtain best-fit model II, with $M_1 = 1.29 M_\odot$, $M_2 = 0.7 M_\odot$, $i = 57.3^\circ$, high-accretion state mass transfer rate of $\dot{M}_2^h = 1.9 \times 10^{-7} M_\odot \text{ yr}^{-1}$, and viscosity parameter $\alpha = 3$. Model II is marked as a blue filled diamond in Fig. 2; its best-fit $BVRI$ light curves are shown in Fig. 3. It provides a better description of the observations than model I while consistently falling onto the $\dot{M}(M_1)$ relationship of Fig. 2.

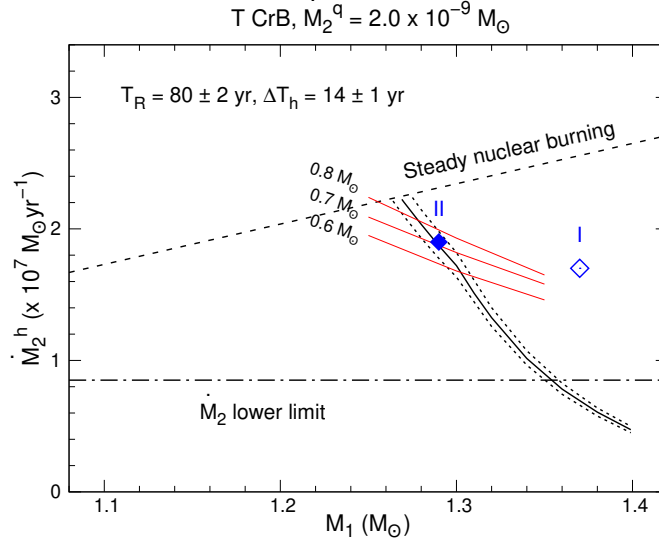


Figure 2: Diagram of accretion rate versus WD mass for T CrB. The upper black dashed line represents the limit above which steady nuclear burning occurs. The lower limit in \dot{M} [11] is indicated by the black dashed-dotted line. The black solid and dotted lines mark the relationship $\dot{M}(M_1)$ from the envelope mass that produces a nova eruption, for an assumed nova eruption recurrence interval of $T_R = 80 \pm 2$ yr and for a time spent in the high-accretion state of $\Delta T_h = 14 \pm 1$ yr. The red solid lines indicate the relationship $\dot{M}(M_1)$ adopting $M_2 = 0.6, 0.7$ and $0.8 M_\odot$ in the T CrB primary mass function of Fekel et al. [5]. Open and filled blue diamonds mark the solutions for models I and II, respectively. From [26].

3. Discussion

3.1 Are there alternative explanations for the high-brightness state?

One possible explanation for the 15 yr long high-brightness state of T CrB is to consider it the consequence of a dwarf-nova type outburst powered by the thermal-viscous disk instability (DI) model. DI assumes that matter accumulates in a low-viscosity disk ($\alpha_c \sim 0.01$) during quiescence, with the surface density progressively increasing everywhere until a critical limit is reached at some radius, bringing the disk into a higher viscosity ($\alpha_h \sim 0.1 - 0.2$) regime where the accumulated matter quickly accretes onto the WD [10]. The mass transfer rate, \dot{M}_2 , remains constant during the whole outburst cycle.

Taking $\dot{M}_{\text{low}} = 2 \times 10^{-9} M_\odot \text{yr}^{-1}$ as the residual mass accretion onto the WD in quiescence, we estimate \dot{M}_2 from the envelope mass that needs to accumulate onto the WD surface in order to trigger the next nova eruption and from the recurrent nova timescale, we infer the effective rate at which matter accumulates in the disk as $\dot{M}_{\text{accum}} = \dot{M}_2 - \dot{M}_{\text{low}} = 3 \times 10^{-8} M_\odot \text{yr}^{-1}$, and we estimate the total mass accumulated in the disk over a quiescence interval of $T_q = (65 \pm 3)$ yr as $\Delta M_{\text{disk}} = (1.95 \pm 0.09) \times 10^{-6} M_\odot$. For an outburst mass accretion rate of $\dot{M}_{\text{out}} = \dot{M}_2^h = 1.9 \times 10^{-7} M_\odot \text{yr}^{-1}$, it takes $T_{\text{out}} = (10.3 \pm 0.5)$ yr to dump the accumulated matter onto the WD. This predicted DI outburst duration is significantly shorter than the overall length of the high-brightness state at the 5σ confidence level, indicating that not enough mass could be accumulated in the accretion disk during the quiescence period to sustain a DI outburst for the observed duration. Furthermore, the nova eruption occurs roughly half-way the high-brightness state, probably ejecting not only the WD

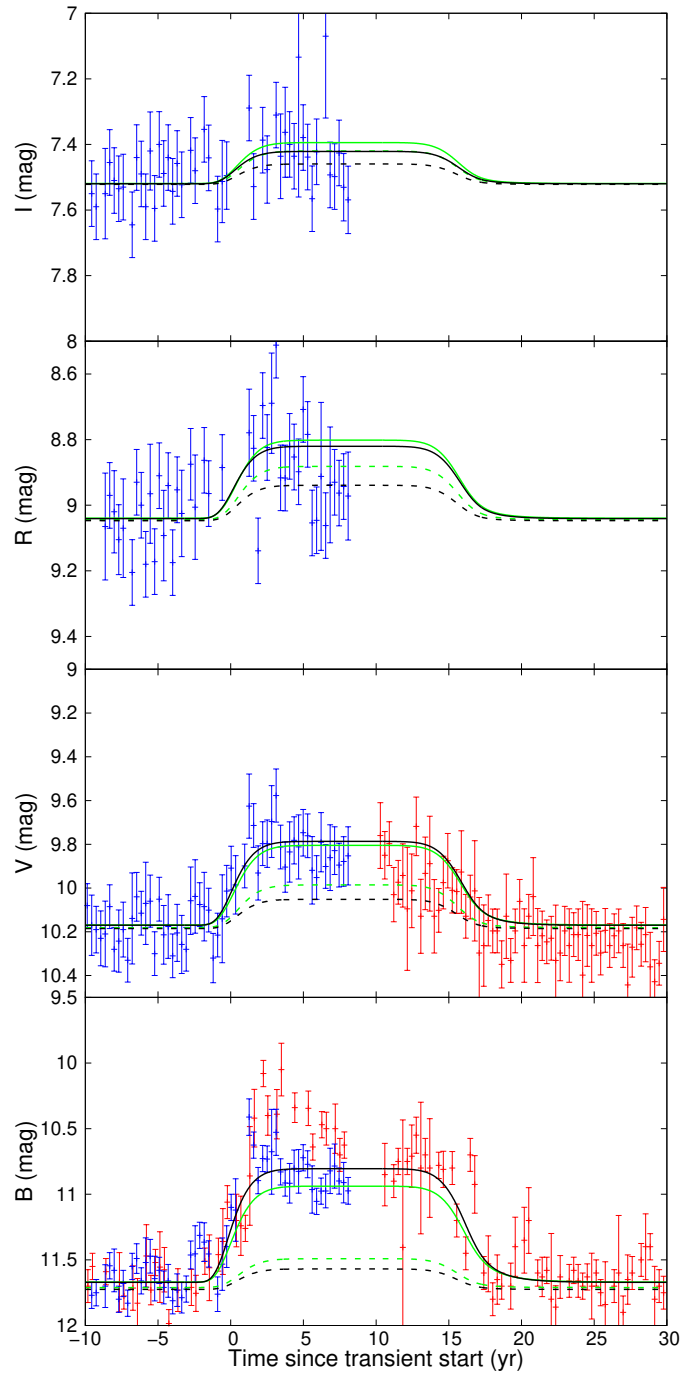


Figure 3: Simulation results with model I (green solid curve) and model II (black solid curve) parameters. The points with error bars are the same as in Fig. 1 for the *B*-band and analogous for the other bands. The green and black dashed curves are the contribution from the irradiated RG companion to models I and II, respectively. From [26].

envelope mass but also the whole accretion disk mass in the process. Given that the high-brightness state resumes after the end of the T CrB nova eruption, the maximum amount of disk mass that could accumulate after the disk disruption (assuming that the disk starts refilling just after nova maximum) would account for an outburst duration (at the \dot{M}_{out} rate) of ≤ 60 d, two orders of magnitude shorter than the observed 7 yr length of the high-brightness state after the nova eruption. This makes the DI scenario a non-viable explanation for the high-brightness state in T CrB [26].

The alternative explanation of the high-brightness state as the consequence of a steady nuclear burning phase at the WD surface also has several problems. First, in order for steady nuclear burning to occur at the surface of a $M_1 = 1.29 M_{\odot}$ WD the mass accretion rate needs to be $\dot{M}_{\text{burn}} \geq 2.3 \times 10^{-7} M_{\odot} \text{ yr}^{-1}$ (see Fig. 2), $\geq 20\%$ larger than inferred from the modeling of the observations. The resulting amplitude of the high-brightness state as well as the magnitude of the irradiation effect would be systematically larger than observed. Second, the predicted luminosity from steady H-burning at the surface of a $M_1 = 1.29 M_{\odot}$ WD [32] is a factor of ≈ 30 larger than the inferred luminosity of the accretion disk at the high-brightness state, implying that T CrB should be ≈ 3.7 mag brighter than observed in the blue. Finally, the transition between the steady and unsteady nuclear burning regimes is very sharp, making these two possibilities mutually excludent [15, 32]: steady nuclear burning prevents the nova eruption to occur – whereas in T CrB the nova eruption is superimposed on the high-brightness state. All these discrepancies make the steady nuclear burning scenario also a non-viable explanation for the high-brightness state in T CrB [26].

3.2 What is the cause of the pre-eruption dip?

If the high-brightness state is a unique 15 yr long event of enhanced mass accretion around the nova eruption, what explains the ≈ 1 -2 yr long pre-eruption dip?

Recent observations indicate that the pre-eruption brightness decline of T CrB is much more pronounced in the blue than in the red [14, 30], and that the half width at zero intensity (HWZI) of the Balmer emission lines decrease from $\text{HWZI} \approx 500 \text{ km s}^{-1}$ in the high-brightness state [13, 35] down to $\text{HWZI} \approx (230 - 250) \text{ km s}^{-1}$ around the minimum of the pre-eruption dip (on 2023 October [35]). In addition, the lack of evidence for enhanced IR emission [33] and the fact that the amplitude of the ellipsoidal modulation from the distorted RG remains constant along the brightness decline phase [22] indicates that it is the accretion disk which is fading in brightness by a factor of ≈ 100 (in order to bring it back close to its quiescent brightness level).

There are two possible ways to decrease the accretion disk luminosity: one is by decreasing the mass transfer rate and the other is by increasing the inner disk radius. A reduction in mass transfer rate by a factor ≈ 100 results in brightness variations of approximately the same magnitude across the *BVRI* passbands, while leading to a significant increase in Balmer emission lines width to $v_{\phi} \leq 1050 \text{ km s}^{-1}$ (as the systematic reduction of accretion disk temperatures at all radii would allow the inwards extension of the hydrogen line emitting region down to $R \geq 0.22 R_{\odot}$). Both predictions are in contradiction with the observations.

On the other hand, an increase in inner disk radius by the same factor leads to a color-dependent brightness variation, more pronounced in the *B*-passband and of progressively lower amplitude with increasing wavelength – in good agreement with the color changes observed during the pre-eruption dip. This is the consequence of the fact that increasing the inner disk radius selectively eliminates the hottest and bluest inner disk regions. In addition, increasing the inner disk radius by a factor

$\simeq 100$ also increases the volume of a geometrically thin, equatorial boundary layer by a comparable amount, allowing it to become optically thin during the pre-eruption dip – again in good agreement with the observations [30]. Furthermore, the observed HWZI at the minimum of the pre-eruption dip corresponds to an inner disk radius for hydrogen emission of $R_{in} \simeq (3.9 - 4.6) R_{\odot}$, a factor $\simeq 20$ times larger than predicted by the decreasing mass transfer rate scenario. These results suggest a significant increase in inner disk radius from the high-brightness state to the pre-eruption dip [26].

We further tested this idea by simulating the expansion of the inner disk radius of model II over a 2 yr time interval, keeping the mass transfer rate \dot{M}_2^h fixed, from an initial value of $R_{in} = R_{WD} = 0.0045 R_{\odot}$ up to a few R_{\odot} , in two scenarios: (i) at a constant acceleration, corresponding to an average expansion velocity v_{exp} , and (ii) at a constant expansion velocity. We find that the observed brightness decline in the *BVRI* passbands is reasonably well reproduced by the model with accelerated inner disk expansion, and that the best-fit to the observations is obtained for a small, average expansion velocity of $v_{exp} = 0.02 \text{ km s}^{-1}$ [26].

The above observational picture indicates that the decline in accretion disk luminosity associated to the pre-eruption dip is not caused by a decrease in mass transfer rate but by a significant, slow increase in inner disk radius during this time. What could cause the slow inner disk radius expansion?

The sequence of events that leads to a nova eruption can be described by three phases [e.g., 17, 23, 32]. The pre-nova *accretion phase* ends when the accumulated envelope mass reaches the ignition conditions. The *convection phase* starts with the onset of nuclear reactions at the base of the accreted envelope. Since the gas is degenerate, the H-burning region spreads rapidly both inwards and outwards, the nuclear luminosity L_{nuc} rises exponentially, temperature gradients increase and the H-burning region becomes convectively unstable. The timescale for the development of convection throughout the accreted envelope (i.e., the duration of the convection phase) is short compared to the thermal timescale. Therefore, the envelope is out of thermal equilibrium; its bolometric luminosity remains almost constant ($L_{bol} \sim 10^{-2} L_{\odot}$) while L_{nuc} increasingly exceeds L_{bol} along this phase [e.g., 17]. The end of the convection phase sets the start of the *explosion phase*, with the TNR on a fully convective envelope leading to its fast expansion and significant increase in luminosity identified as the nova eruption. The duration of the convection phase is 20-100 times shorter than that of the preceding accretion phase [17, 23]. For T CrB, the accretion phase of which lasts about 80 yr, this leads to an estimated length of (0.8 – 4.0) yr, in good agreement with the observed $\simeq (1 - 2)$ yr duration of the pre-eruption dip. Hence, the pre-eruption dip occurs during the convection phase in T CrB.

We suggest that the inferred expansion of the inner disk radius is connected to the lack of thermal equilibrium and the development of strong convection in the accreted envelope during this phase. We first note that, at the onset of the convection phase on top of a high-mass WD fed at high accretion rates, the gas is partially degenerate even at the base of the envelope ($T_b \simeq 3 \times 10^7 \text{ K}$ and $\rho_b \simeq 10^3 \text{ g cm}^3$ [e.g., 23]) and gas pressure is sensitive to temperature. According to the first law of thermodynamics, the additional heat provided to each layer across the accreted envelope drives changes in their temperature and density at rates [9],

$$\frac{dq}{dt} = c_p \frac{dT}{dt} + c_T \frac{d\rho}{dt}, \quad c_p = \left(\frac{\partial u}{\partial T} \right)_{\rho} > 0, \quad c_T = \left(\frac{\partial u}{\partial \rho} \right)_T - \frac{P}{\rho} < 0, \quad (2)$$

where c_ρ and c_T are, respectively, the specific heat at constant density and temperature, u is the internal energy per mass and P is the total pressure. A $dq/dt > 0$ implies $dT/dt > 0$ (because $c_\rho > 0$) and $d\rho/dt < 0$ (because $c_T < 0$). Thus, the increasing excess heat deposited at the accreted envelope during the convection phase continuously increases temperature (leading to pressure unbalance, loss of hydrostatic equilibrium, and expansion) and decreases density (i.e., direct expansion), driving the envelope into slow (but accelerated) expansion at roughly constant bolometric luminosity while convection spreads and efficiently transports excess nuclear energy further upwards. If the inner disk radius coincides with the surface of the accreted envelope, the expansion of the envelope leads to the progressive increase of the inner disk radius and to the continuous decrease of the accretion disk luminosity even if the mass accretion rate remains constant during the process. The reader is referred to Schlindwein et al. [26] for a comprehensive discussion about this idea.

3.3 Which came first, the chicken or the egg?

Schaefer [21] raised the interesting issue that “The existence of the pre-eruption high-state presents a mystery as to why the system brightens before the eruption”, and then concluded that “So we are left with no explanation for the enigma as to why the high-state anticipates the eruption by 10 yr, just as we have no explanation for the cause or physical mechanism of the high-state existence”. This apparent enigma is a consequence of an inversion of the relevance of the events in T CrB [26].

As remarked in Sect. 1, without a phase of enhanced mass accretion, T CrB would be a classical nova with a much longer interval between successive eruptions (≈ 5500 yr). The best explanation for the high-brightness state (Section 3.1) is that it corresponds to the crucial phase of enhanced mass accretion which determines the much shorter recurrence interval of the T CrB nova eruptions. It is thus correct to say that the TNRs of T CrB are powered by accretion events. Indeed, the matter accumulated onto the WD surface during the 15 yr long enhanced accretion phase responds for 95% of M_{ig} , indicating that the probability that the ignition conditions be reached (and lead to the nova eruption) during the high-brightness state is also of 95%. This provides a natural explanation for why the nova eruption is superimposed on the high-brightness state. In other words, it is the increased mass accretion phase during the high-brightness state (the cause) that drives the nova eruption (the consequence) [26], underscoring previous suggestions by Luna et al. [12] and Zamanov et al. [34], and solving the apparent enigma raised by Schaefer [21].

4. Conclusions

This contribution can be summarized as follows:

- The T CrB high-brightness state is best explained as a mass-transfer outburst (MTO) of duration $\Delta t = 15$ yr onto a high-viscosity ($\alpha = 3$) accretion disk. It can not be a thermal-viscous disk instability outburst neither a steady nuclear burning event.
- The self-consistent model of the MTO event ensures that the matter accreted by the WD in between eruptions equals the required envelope mass needed to trigger nova eruptions, M_{ig} , at the observed recurrence interval of 80 ± 2 yr, and requires a WD mass of $M_1 = 1.29 M_\odot$, a RG

mass of $M_2 = 0.7 M_\odot$, an inclination of $i = 57.3^\circ$, and quiescent and outburst mass transfer rates of $\dot{M}(\text{quies}) = 2 \times 10^{-9} M_\odot \text{ yr}^{-1}$ and $\dot{M}(\text{out}) = 1.9 \times 10^{-7} M_\odot \text{ yr}^{-1}$, respectively.

- The high-brightness state responds for 95% of M_{ig} , indicating that the nova eruptions of T CrB are induced by accretion events. Without the 15 yr-long MTO events, the T CrB nova recurrence interval would be significantly longer, at ≈ 5500 yr.
- The pre-eruption dip occurs during the convection phase that precedes the TNR and is best explained by the slow, accelerated expansion of the inner disk radius at an average velocity of $v_{\text{exp}} = 0.02 \text{ km s}^{-1}$ over a 2 yr timescale, likely as a consequence of the excess heat being increasingly deposited at the accreted layer by nuclear reactions before the TNR stage.

Acknowledgments

R. Baptista acknowledges financial support from CNPq/Brazil grant 421034/2023-8. WS acknowledges financial support from CNPq/Brazil grants 300834/2023-3, 301366/2023-3, 300252/2024-2 and 301472/2024-6. GJML is member of the CIC-CONICET (Argentina).

References

- [1] Aller L. H., Appenzeller I., Baschek B., et al., 1996, Landolt-Börnstein: Numerical Data and Functional Relationships in Science and Technology —New Series “Gruppe/Group 6 Astronomy and Astrophysics” Volume 3 Voigt: Astronomy and Astrophysics. Extension and Supplement to Volume 2” Stars and Star Clusters (Berlin: Springer)
- [2] Bath G. T., 1975, MNRAS, 171, 311
- [3] Bath G. T. & Pringle J. E., 1981, MNRAS, 194, 967
- [4] Cardelli J. A., Clayton G. C., & Mathis J. S., 1989, ApJ, 345, 245
- [5] Fekel F. C., Joyce R. R., Hinkle K. H., & Skrutskie M. F., 2000, AJ, 119, 1375
- [6] Fujimoto M. Y., 1982, ApJ, 257, 767
- [7] Hameury J.-M., Knigge C., Lasota J.-P., Hamsch F. J., & James R., 2020, A&A, 636, A1
- [8] Ikiewicz K., Mikołajewska J., & Stoyanov K. A., 2023, ApJL, 953, L7
- [9] Kippenhahn R., Weigert A., 1991, Stellar Structure and Evolution (Berlin: Springer-Verlag)
- [10] Lasota, J.-P. 2001, New Astron. Review, 45, 449
- [11] Luna G. J. M., Mukai K., Sokoloski J. L., et al., 2018, A&A, 619, A61
- [12] Luna G. J. M., Sokoloski J. L., Mukai K., Kuin M. N. P., 2020, ApJ, 902, L14
- [13] Munari U., Dallaporta S., Cherini G., 2016, New Astron., 47, 7

- [14] Munari U., 2023, *RNAA*, 7, 145
- [15] Paczynski B., 1983, *ApJ*, 264, 282
- [16] Planquart L., Jorissen A., & Van Winckel H., 2025, *A&A*, 694, A85
- [17] Prialnik D., 1986, *ApJ*, 310, 222
- [18] Schaefer B. E., 2010, *ApJS*, 187, 275
- [19] Schaefer B. E., 2019, *AAS Meeting*, 51, 122.07
- [20] Schaefer B. E., 2023a, *JHA*, 54, 436
- [21] Schaefer B. E., 2023b, *MNRAS*, 524, 3146
- [22] Schaefer, B. E., Waagern E. O., and the AAVSO Observers, 2023, *The Astronomer's Telegram*, 16107, 1
- [23] Shen K. J., Bildsten L., 2009, *ApJ*, 692, 334
- [24] Schlafly E. F., & Finkbeiner D. P., 2011, *ApJ*, 737, 103
- [25] Schindwein W. & Baptista R., 2024, *ApJ*, 975, 92
- [26] Schindwein W., Baptista R., & Luna G. J. M., 2025, *ApJ*, 989, 78
- [27] Selvelli P. L., Cassatella A., Gilmozzi R., 1992, *ApJ*, 393, 289
- [28] Shakura N. I. & Sunyaev R. A., 1973, *A&A*, 24, 337
- [29] Stanishev V., Zamanov R., Tomov N., & Marziani P., 2004, *A&A*, 415, 609
- [30] Stoyanov K. A., Luna G. J. M., Zamanov R., et al., 2024, *Bulgarian Astr. J.*, in press (ArXiv: 2406.01971)
- [31] Warner B., 2003, *Cataclysmic Variable Stars*, Cambridge Astrophysics Series 28, (Cambridge: Cambridge University Press)
- [32] Wolf W. M., Bildsten L., Brooks, J., Paxton B., 2013, *ApJ*, 777, 136
- [33] Woodward C. E., Banerjee D. P. K., Evans A., 2023, *The Astronomer's Telegram*, 16120, 1
- [34] Zamanov R., Boeva S., Latev G. Y., et al., 2023, *A&A*, 680, L18
- [35] Zamanov R., Stoyanov K. A., Marchev V., et al., 2024, *Astron. Nachr.*, 345, 20240036