

Making Written Theorems Explorable by Grounding Them in Formal Representations

Hita Kambhampettu
hitakam@seas.upenn.edu
University of Pennsylvania
Philadelphia, PA, USA

Will Crichton
will_crichton@brown.edu
Brown University
Providence, RI, USA

Sean Welleck
swelleck@andrew.cmu.edu
Carnegie Mellon University
Pittsburgh, PA, USA

Harrison Goldstein
hgoldste@buffalo.edu
University at Buffalo
Buffalo, SUNY, USA

Andrew Head
head@seas.upenn.edu
University of Pennsylvania
Philadelphia, PA, USA

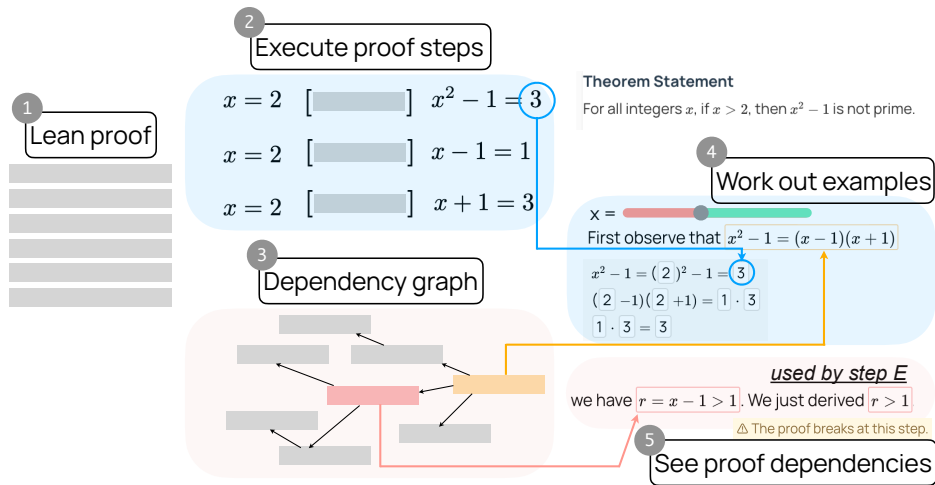


Figure 1: Explorable theorems enlivens a static written proof with explorability affordances derived by analyzing and executing a linked formal machine proof. Given a written proof, a corresponding machine-checkable Lean proof is generated (①). Structural and semantic information is derived by executing steps of the Lean proof (②) and extracting logical dependencies (③). This information is plugged into the written proof, allowing readers to use it as an explorable text. They can ask questions about whether a theorem holds on one or another example, the bounds of applicability, how the math “works out” for individual examples, and where counterexamples fail (④). They can also ask questions about why propositions matter and where they come from by tracing to their definitions and uses (⑤).

Abstract

LLM-generated explanations can make technical content more accessible, but there is a ceiling on what they can support interactively. Because LLM outputs are static text, they cannot be executed or stepped through. We argue that grounding explanations in a formalized representation enables interactive affordances beyond what static text supports. We instantiate this idea for mathematical proof comprehension with *explorable theorems*, a system that uses LLMs to translate a theorem and its written proof into Lean, a programming language for machine-checked proofs, and links the written proof with the Lean code. Readers can work through the proof at a step-level granularity, test custom examples or counterexamples, and trace the logical dependencies bridging each step. Each worked-out step is produced by executing the Lean proof on that example and extracting its intermediate state. A user study ($n = 16$) shows

potential advantages of this approach: in a proof-reading task, participants who had access to the provided explorability features gave better, more correct, and more detailed answers to comprehension questions, demonstrating a stronger overall understanding of the underlying mathematics.

CCS Concepts

• **Human-centered computing** → **Interactive systems and tools.**

Keywords

explorable explanations, AI-augmented proof reading, formal representations

1 Introduction

Artifacts that require formal reasoning, such as mathematical proofs [46, 47], programs [28, 30], or logical arguments [24, 35], can be difficult

to understand through reading alone. To illustrate this challenge within the domain of mathematics, consider this theorem:

Let $a, d \in \mathbb{N}$ with $\gcd(a, d) = 1$. Then there are infinitely many prime numbers p such that

$$p \equiv a \pmod{d}.$$

This theorem says: pick any two numbers a and d that share no common factors; then infinitely many primes will leave remainder a when divided by d . To get a feel for it, a reader might instantiate it at $a = 1, d = 4$, where $\gcd(1, 4) = 1$ holds, and check which primes have remainder 1 when divided by 4, seeing enough primes that they get a sense that they might go on forever:

$$5, 13, 17, 29, 37, \dots \equiv 1 \pmod{4}.$$

They might then ask: why is this condition necessary? At $a = 2, d = 4$, where $\gcd(2, 4) \neq 1$, only $p = 2$ satisfies $p \equiv 2 \pmod{4}$. All other numbers in this progression (6, 10, 14...) are multiples of 2 and thus composite. This clarifies why $\gcd(a, d) = 1$ is necessary: if a and d share a common factor, all numbers in the sequence will share that factor, limiting the sequence to at most one prime. Through this exercise, the reader is not just reading but exploring the theorem and its bounds: choosing inputs, running the theorem against them, and using the results to build a working model of what the theorem's bounds are, and why they exist. This kind of active engagement, illustrating abstract assertions through concrete examples, is a well-documented strategy for effective proof reading [63].

AI tools are being increasingly used for math education [37, 43]. While these tools have been shown to support general mathematical understanding [26, 37], generated text outputs do not naturally support this kind of active interaction. This is because freeform text cannot be executed or queried, meaning the reader cannot tinker with AI outputs. While a user might try to simulate this exploration by repeatedly prompting the AI, this just generates disconnected outputs. The reader is never interacting with the mathematical structure, but rather reifying different copies of generated outputs. In this work we ask: how can we combine the convenience of AI explanations with the exploration necessary for understanding a formal domain like math?

We argue that grounding the written math in a formal representation can enable interactive affordances that text alone cannot support. This idea has precedent in explorable explanations [58], digital mediums that integrate narrative with computational models to let readers manipulate parameters and observe consequences.

Recent HCI research has sought to support active reading by grounding unstructured text in a structured representation. For example, AbstractExplorer [14] organizes freeform text into structured relational schemas to help readers compare information across documents. DataTales [51] connects narrative text to datasets, creating interactive links between prose and visualizations. More recently, VeriPlan [27] uses formal model checkers to verify natural language plans. These systems demonstrate that using structured representations unlocks richer interactive reading affordances. Yet, the structures in these prior works largely operate post-hoc, serving primarily to organize or verify static outputs.

We extend this idea, both in terms of active interaction and strict formality, to the domain of mathematical proof comprehension, instantiating it as *explorable theorems*. Given a natural-language

theorem and proof, our system first formalizes them by generating its corresponding Lean theorem and proof. Lean is a programming language for writing machine-checked proofs [10]. While Lean proofs sometimes diverge from the structure of written proofs, they can be analogous in areas of math like algebra and in proof structures relying on forward-based reasoning. These cases allow for a natural linking between written and Lean proofs, which we utilized in our running examples and study tasks.

Because Lean proofs are executable, the system can run the proof on any concrete input and extract its intermediate states, the formal record of what is known and what remains to be shown at each step of the proof. These intermediate states also convey which propositions were used in each step of the proof, building up a dependency graph of it. These structures are what ground a reader's explorations: a reader can choose any example, step through the proof as it applies to that example, and see how each proof step's conclusion follows from the ones before it.

We evaluate explorable theorems in a user study ($n = 16$) against a chatbot baseline, an increasingly common way readers currently seek help with proofs [69]. Participants using explorable theorems produced more correct answers to proof-comprehension questions, referenced more explicit proof steps, and demonstrated stronger understanding of the underlying mathematical concepts. An expert judged their open-ended responses to be more correct and more reflective of the underlying mathematics.

We conclude with discussing how by grounding content to an underlying formal representation, it becomes an inspectable artifact that users can probe directly by reviewing concrete instances, tracing logical dependencies, and actively investigating boundary conditions made visible by the system. Mathematical proofs represent an instantiation of this principle, and we discuss how these design implications extend to other structured domains.

This paper contributes:

- The idea of grounding LLM-generated explanations in formal representations to enable interactive affordances that freeform text cannot support.
- *Explorable theorems*, a system that instantiates this idea for mathematical proofs, using Lean as the formal backing for reader-steerable, example-driven proof exploration.
- Results from a user study ($n = 16$) demonstrating that formally grounded exploration leads to better proof comprehension than a chatbot baseline.

2 Background and Related Work

2.1 $\forall x \in \{\text{theorem, proof}\}, \text{hard}(x)$

Prior work states that proof comprehension is challenging for learners [16, 49, 50]. Effective proof reading is said to be through active reconstruction, including working through examples and connecting individual steps to the overall structure of the argument [63]. The ability to move fluidly between these representations of math is a critical difference between a math expert, who can look for the big picture [33, 62], seek out reusable methods [64], and strategically use examples to test assertions [62, 64], and a novice, who might reason through proofs in the abstract, failing to employ concrete examples that would help them develop intuition around the meanings of theorems and assertions [38].

This matters especially when AI tools are being increasingly used for math education [48, 61]. While AI can support learning, it risks exacerbating the passivity that already hinders proof comprehension: students may accept generated explanations without evaluating arguments or reconstructing why a proof works [69]. As Yoon et al. [69] argue, when students rely on AI as an authority figure, it hinders their own critical thinking. We share this view. Rather than generating explanations for readers to passively consume, explorable theorems supports active exploration by providing structured ways to inspect examples and trace logical steps. Our user study demonstrates the impact of this engagement: compared to a chatbot baseline, participants using explorable theorems wrote proofs with significantly more explicit mathematical steps, richer detail, and a stronger grasp of the underlying concepts.

2.2 $x \mapsto \text{example}(x)$

Prior HCI research has contributed ways to make mathematical documents more accessible through visual augmentation. Early probes envisioned dynamic interfaces with annotations and adjustable tracing [12], while recent work has documented [19] and operationalized [54, 68] practices for styling and labeling typeset math. While these approaches help readers understand notation and derivations, they do not structurally ground abstract proofs in concrete, executable instances. A second line of work makes mathematical documents interactive. Systems introduce reactive documents with scrubbable values [60], direct manipulation of algebraic notation through gesture-based interaction [65], interactive math notation in academic papers [8], and executable math papers [29]. Specific to theorems, Alcock and Wilkinson [2] make hidden logical structures explicit by using visual annotations to link individual statements to their premises. However, while these manually authored “e-Proofs” were popular with students, they did not yield measurable improvements in proof comprehension [1], highlighting the difficulty of designing effective augmented proofs. This pattern of visual linkage has been carried forward by dedicated practitioners. For instance, Rougeux and Byrne [45] developed an interactive adaptation of Byrne’s Euclid that connects written geometric proof steps directly to color-coded diagrams, making these diagrams sort of visual proofs. Yet, producing such deeply integrated artifacts is exceedingly labor-intensive.

While existing interactive documents make notation reactive and manipulable, they do not support a reader actively exploring a proof on their own terms. This need for active exploration is articulated by Bret Victor’s “explorable explanations” [58] and Kill Math projects [59], which use interactive simulations to shift mathematical understanding away from abstract symbols and toward more tangible, dynamic representations. While Victor advocates for bypassing conventional notation entirely, our approach serves as a bridge, connecting tangible exploration back to the formal proof. This is conceptually similar to “concreteness fading,” an instructional technique that transitions students from concrete manipulatives to formal mathematical representations [25]. In the domain of mathematics, these methods align with the “proceptual” model [13], which asserts that learners build understanding by connecting concrete processes to their abstract expressions.

The value of explorable explanations for communicating complex technical concepts is well-established, evidenced by the success of science simulations like PhET [67] and interactive scientific journals like Distill [40]. More closely related to our approach, Augmented Math and Augmented Physics [7, 15] make static mathematical notation manipulable. While these systems scaffold the reading of formulas, they operate at the level of syntactic rewriting and do not evaluate the underlying mathematical logic. They lack a global understanding of the mathematical argument’s structural integrity, especially the ability to verify the logical flow between multiple steps or check the validity of a long-form proof. Our work extends beyond this presentation-level manipulation. By grounding written proofs in a formal representation, we enable readers to verify the underlying semantic logic, explore concrete instances of abstract steps, and trace dependencies across the entire document.

2.3 LLMs \cap Lean

A formal representation of mathematical logic helps us generate explorable explanations for explorable theorems. The formal representation we use is Lean [11]. Lean is an interactive theorem prover and functional programming language. It works by allowing users to write tactics, commands that incrementally transform a mathematical goal into known premises, relying on correspondences where propositions are treated as types and proofs as programs [39]. Lean belongs to a broader family of proof assistants, such as Rocq and Isabelle, which provide computational frameworks for formalizing mathematics and verifying logical correctness [17].

Proof assistants can be useful for mathematics education because they provide immediate feedback and demand a level of logical unambiguity from students. This direction has been explored by systems like Verbose Lean [32] and Waterproof [66]. However, proof assistants may not be used as a de facto format for mathematical communication due to their steep learning curve. Their highly specialized syntax, combined with the inherent rigidity and verbosity of full formalization, makes them inaccessible to those who are not domain experts [36]. There are several efforts to make formalized proofs more communicative, such as translating code into natural language [32], or using Alectryon [44] and Lean widgets [57] to expose the rich proof-state information that is often hidden in the source text. These experiments have demonstrated that formalized proofs contain a wealth of information that can be extracted and channeled back to the user. We build on this by piping that information directly into a written mathematical proof. Additionally, current interfaces are primarily built for authoring and verifying rather than exploring. We enable a more active exploration.

Towards this, we use LLMs to translate theorems and their written proofs into Lean. While recent advances show that LLMs are increasingly capable of generating valid Lean code [22, 31], the machine learning community has primarily treated formalization as a benchmark [70] for automated reasoning, optimizing for whether a proof successfully compiles, not whether it can be used to help someone understand written argument. Designing pipelines that reliably follow these human-centric structural properties remains largely underexplored. Our work proposes a generation pipeline

that incorporates these properties, presenting the first HCI system that integrates LLMs and formal proof assistants to create explorable explanations of theorems.

3 System

Provided the right underlying formalism is found, features in explorable theorems could serve as a general design pattern for explanations across other formal domains. We instantiate this approach for the domain of mathematical proofs. This section first describes the design rationale for each interface affordance, then gives the technical approach used to realize each one.¹

3.1 Design

Formalism unlocks a rich set of desirable interactions. We detail what they are in the case of making theorems explorable.

Checking bounds of a theorem. When first reading a theorem, a reader might naturally want to probe its limits: for what values does it hold, and for what values does it not? The *theorem input slider* (see ① in Figure 2) lets readers evaluate the theorem on any input, giving them a sense of what the theorem is stating. Under the hood, the system runs the Lean proof on each input and surfaces whether the theorem holds or breaks down at that value.

Following steps of a proof. Once a reader understands what the theorem claims, they may want to read its proof. For each step of the written proof, the system displays a *worked example* (see ② in Figure 2) that instantiates the step’s reasoning with concrete values, helping the reader see exactly what each step amounts to. To enable this, the system extracts intermediate values from the Lean proof state on example values for the theorem’s parameters chosen from the slider, or for any example values provided by the user in a custom value input widget. The system then inserts the intermediate values into generated templates that mirrors the structure of the written step.

Tracing provenance of a proposition. Proofs can be difficult to follow, especially when a step references facts established much earlier. It can also be unclear, on a first read, why a particular step is necessary. The *proof step dependencies* (see ③ in Figure 2) lets a reader click a proposition in a proof step to see which earlier steps it depends on and which later steps build on it, making the logical structure of the proof navigable. This is enabled by constructing a dependency graph over propositions in the Lean proof and mapping it back to the corresponding propositions in the written proof.

Understanding conditions of a theorem. It can be difficult to understand why a theorem is stated the way it is, particularly why a particular assumption is necessary. By sliding to an input that violates the theorem’s conditions, a reader can *inspect the proof logic* (see ④ in Figure 2) and see exactly which step breaks down, making the role of each assumption legible. Under the hood, the system evaluates the Lean proof state on the given input and flags steps at which the proof no longer holds.

¹A more scenario-centric view of the interface can be accessed in the usage scenario in the Appendix A.1.

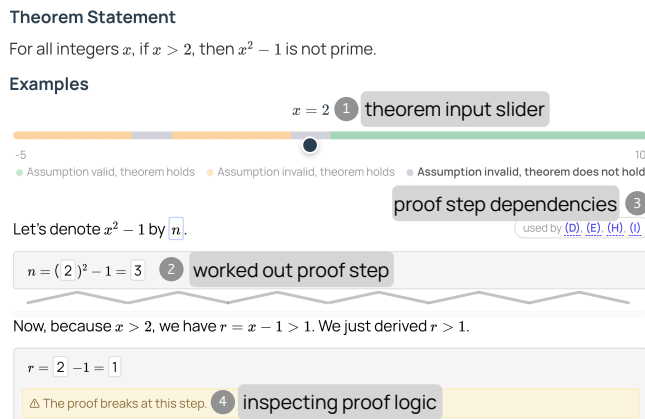


Figure 2: The explorable theorems interface for the theorem “For all integers x , if $x > 2$, then $x^2 - 1$ is not prime”. The input slider ① lets readers set a concrete value of x ; color coding indicates where the theorem’s assumption $x > 2$ holds. Each proof step is instantiated with Lean-verified intermediate values ②: for $x = 2$, the expression $n = x^2 - 1$ evaluates to 3. Clicking a variable such as n reveals the downstream proof steps that depend on it ③. When the concrete value violates the theorem’s assumptions, the interface flags exactly where the proof breaks ④, making the role of each assumption legible to the reader.

3.2 Components

The guiding principle of our implementation is a tight coupling between a prose proof and its formal Lean representation: interactions on the interface side, such as checking bounds of a theorem, following steps of a proof, or tracing provenance of a proposition, are grounded in the formal Lean theorem and proof. The pipeline that achieves this coupling consists of four broad components: (1) *aligned generation*, in which a Lean proof is generated that is structurally similar to the written proof; (2) *link-making*, in which an LLM maps Lean tactics and variables to their corresponding written steps and symbols; (3) *dependency recovery*, in which proof state diffs expose which facts each tactic introduces and consumes; and (4) *execution*, in which the proof is run on concrete inputs to extract intermediate values. Each component involves design decisions oriented toward making the coupling as tight as possible, making sure the formal representation and natural-language representation structurally aligned with one another.

Aligned generation of Lean proof. Given a theorem and its prose proof, we use a coding agent, Claude Opus 4.6, to generate a corresponding Lean proof (see ① in Figure 3). In Lean, a proof is written as a sequence of *tactics*, instructions that are applied to the current proof state (the set of known hypotheses and the remaining goal) until nothing is left to prove. To attempt to align the generated Lean proof to the original one, we instruct the agent to follow three rules. First, it should build up propositions in the same order as the prose. Second, the proof must use *have* statements, which introduce named, inspectable intermediate propositions into the proof. Third, each block of *have* statements should correspond to a step in the written proof. The agent annotates each Lean step with a comment

identifying its corresponding prose step, and is instructed to use variable names that match values in the written proof.

Link-making. We pass the Lean and written proofs to an LLM (GPT-5.1), which outputs a mapping from Lean proof steps to written proof steps. The LLM extracts two levels of linkages: linking written proof blocks to steps of the Lean proof and linking written propositions to specific Lean variables. These linkages are used throughout the rest of the pipeline to connect the two representations (see ⑤ in Figure 3)

Dependency recovery. We construct a dependency graph from the Lean proof (see ③ in Figure 3). We instruct Claude Code to extract the proof state at each tactic step using `lean_goal` [41], which allows the agent to connect to the Lean compiler. A proof state is a list of active hypotheses (named facts currently in scope of the proof) together with the current goal. We take the diff of consecutive proof states to determine what each tactic introduces and consumes. The result is a directed acyclic graph whose nodes are the facts introduced throughout the proof and whose edges encode which earlier facts each new fact references.

We also build a step-level dependency graph using the mapping from Section 3.2. Each fact node carries a proof step label, indicating which step of the original written proof it belongs to. From this we compute four maps: (1) which earlier steps this step relies on, and which facts link them, (2) which later steps use facts established by this step, (3) the specific facts this step consumes, and (4) the facts this step introduces.

Execution. To run the Lean proof on concrete values (see ② in Figure 3), we first create a temporary copy of each have statement in the Lean proof, wrapped in a try block. Substituting a concrete value (such as $x = 5$) into a generalized proof would normally complete the proof prematurely; the try block isolates execution so that only the current step is evaluated against that value. We add an extra hypothesis to the try statement fixing the input variable to a concrete value, then use the `subst` tactic to substitute that value through the proof’s hypotheses, followed by `simp` and `rf1`, Lean’s built-in simplification and equality-checking tactics, to reduce intermediate arithmetic. The resulting intermediate proof states, the computed values of all intermediate expressions and sub-goals up to that point, are saved to JSON. A language model (GPT-5.1) is then prompted with this JSON state alongside the corresponding prose step and instructed to produce a template (see ④ in Figure 3), a version of the prose in which abstract quantities are replaced by template keys from the Lean state (for instance, generating $x^2 = \{\{x\}\}^2 = \{\{n_def\}\}$). Concrete values from the Lean proof state are substituted into these templates programmatically and displayed in the interface (see ⑥ in Figure 3).

3.2.1 Technical notes. Our pipeline performs well on the two proofs used in the user study. We characterize its performance on one of the proofs (also in Figure 2): dependency edges are correctly recovered for seven of the eight proof steps, with one partial recovery, and worked example templates are correctly instantiated for all steps at $x = 2$. Lean proof generation required two manual iterations before producing a proof that compiled and satisfied our structural constraints, and template generation required three iterations

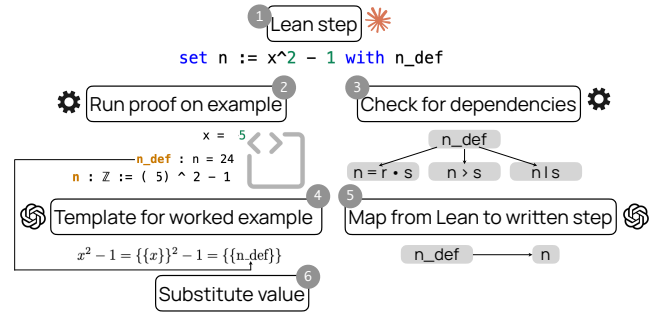


Figure 3: The pipeline for grounding interaction affordances in a formal representation. First, the Lean proof is generated (①). The system executes this proof on concrete inputs and extract the Lean proof state (②). A language model then generates a template for the proof step worked out on an example (④). Lean-computed values are programmatically substituted into this template (⑥) to produce the verified worked example shown to the reader. The consecutive states of the proof are diffed to create a dependency graph (③). A mapping is created that links Lean statements to natural-language propositions (⑤).

to achieve worked examples that were brief, accurate, and informative. This suggests the pipeline is tractable for well-structured undergraduate-level proofs. More complex proofs might surface additional failure modes, which we discuss in future work.

We also acknowledge some limitations to our approach. We ground each limitation in examples drawn from a case-study evaluation on two theorems in number theory from the ProofNet benchmark [4], which is a set of undergraduate math theorem statements, their natural language proofs, and the Lean formalization of the theorem statement (but not the proof): Theorem 1 (for all odd n , $8 \mid n^2 - 1$) and Theorem 2 ($3x^2 + 2 = y^2$ has no integer solution).

Block-to-step mapping. We use an LLM to map natural-language sentences to Lean code, which can be wrong when the prose and Lean proofs follow different proof strategies. In Theorem 1, for instance, the written proof factors $n^2 - 1$ as $(n + 1)(n - 1)$ while the Lean proof substitutes $n = 2k + 1$; the LLM matches these correctly, but the algebraic mismatch can still affect downstream components. However, our system works with any API-accessible language model and will improve as frontier models do.

Dependency graph. Diffing consecutive proof states can make bookkeeping tactics like `rf1` appear as spurious nodes, and closing tactics like `omega` or `contradiction` leave no node despite discharging the goal (as in Theorem 2, where the final step has no incoming edges). Resolving these requires either reasoning about the semantic importance of proof steps or deeper analysis of Lean proof terms, neither straightforward.

4 Study

To assess how these sorts of formally-backed explorable features might support exploration and understanding, this study focused on the comparison of explorable theorems to reasonable modern

alternative for explaining theorems, a written proof plus chatbot, with fixed theorem review tasks and success assessments.

We structured our study around the following questions:

- **RQ1:** How does the addition of the explorability features affect understanding of the original written artifact?
- **RQ2:** Do readers use the explorability features and if so, how do they shape the reading process?

Participants. We recruited participants who were comfortable reading mathematical proofs at the undergraduate level. All 16 recruited participants were bachelor’s students in computer science, recruited from academic mailing lists at a university. 15 had completed an introductory proof course and 11 had taken advanced coursework requiring proofs (participants could select multiple options here). After the study, 11 participants rated themselves very familiar with proofs of the complexity used in the study, 4 rated themselves familiar, and 1 somewhat familiar.

Baseline. In this condition, participants were provided with the exact same written theorem and proof text used in the explorable theorems condition. We selected the Gemini [56] chatbot as our baseline. Participants were given access to a set of pre-written prompts that they could copy and paste directly into the Gemini interface. These prompts were designed to support proof comprehension in ways that explorable theorems does: (1) providing the theorem and proof as context alone, and (2) prompting Gemini to explain how the proof applies to a specific value, given the theorem statement and proof as context. Participants were also free to ask Gemini any question of their choosing. This choice was motivated by two considerations. First, Gemini has demonstrated strong performance on general-purpose mathematical reasoning and zero-shot proof generation [21]. Second, using an AI chatbot as a baseline reflects a modern and increasingly tool used in math education [37, 43], allowing us to directly compare two ways to read proofs: interacting with a chatbot versus using the explorable theorems system. In our pilot tests, Gemini yielded correct answers, so any differences in comprehension outcomes are less likely attributable to the correctness of the mathematical content presented.

Procedure. Each participant completed a one-hour study session. The study was conducted as a remote session. Participants accessed the web-based study interfaces through their own computers, with remote access provided through a locally hosted deployment exposed via ngrok. Sessions included screen recording and either audio recording or researcher note-taking, depending on participant preference. To minimize demand characteristics, we referred to tools with neutral names (“Tool S” for explorable theorems and “Tool R” for the baseline). We counterbalanced the order in which participants used the tools. After consenting and filling out a background questionnaire, participants completed a short tutorial, two proof understanding tasks, two sets of proof-comprehension questions, and two proof-ordering puzzles.

Tutorial. Before beginning the tasks, participants completed a guided tutorial. We introduced the features of each tool and had participants complete short exercises practicing each afforded feature. For example, for the baseline condition, this included copying and pasting prompts and prompting Gemini freely. For the explorable

theorems tool, this included sliding the input slider, viewing the proof worked out step by step, trying their own examples, and exploring proof dependencies. Each tool was introduced immediately before the task in which it was used.

Tasks. Participants completed two theorem-understanding tasks. The theorems can be found in Appendix B. In each task, they were instructed to study a theorem and its proof well enough to answer detailed questions from memory, “as if preparing for a short quiz.” Each task lasted 15 minutes. Participants began by reading the first theorem and its proof, then advanced to the second theorem and proof when they felt ready. If they had not moved on by the 10-minute mark, they were prompted to do so².

Following the theorem-understanding tasks, participants answered five proof-comprehension questions per theorem, adapted from established proof assessment models [9, 34]. These questions can be found in Appendix B.2. The first required participants to summarize the proof in their own words; this was used for a comparative judgement of proof summaries, a measure of student comprehension quality stated in prior literature [9]. The remaining four questions followed from established dimensions of proof comprehension [34]³.

To assess recall of proof structure, participants completed a Parsons puzzle [42] after each theorem, reconstructing the proof from memory. Each puzzle presented the proof steps in scrambled order, with ordering words such as “first” and “lastly” removed, alongside 3–4 fabricated distractor steps. Participants arranged the steps into the correct order. Regardless of tool order, participants always completed the comprehension questions and corresponding puzzle for the first theorem before moving on to the second.

Questionnaires. Participants completed three sets of questionnaires during the session. After each theorem-understanding task, they completed a subset of the NASA-TLX workload assessment [18] and reported the usefulness of the tool and its individual features on 4-point usefulness scale (not at all useful, somewhat useful, useful, very useful). After completing both the proof-comprehension questions and the proof-ordering puzzle, participants filled out a final questionnaire about their experience using both tools.

Measurements and analysis. To optimize our evaluation resources, we split the grading process between two evaluators based on the nature of the assessment. A senior computer science faculty member with experience teaching proof-based mathematics ranked participants’ proof summary responses using a TrueSkill ranking model [20]. Rather than requiring full pairwise comparisons across all 16 responses, which would demand 120 judgments, we used an adaptive design with a fixed budget of 40 comparisons per condition, yielding approximately 5 comparisons per response. Pair selection was adaptive: responses were initialized with equal ratings, and at each step the algorithm selected the most closely matched pair

²This soft time limit ensured that participants had at least 5 minutes to study the second theorem, as one comprehension question required understanding both theorems and their proofs. Additionally, there was also a prototype feature for comparing proofs; it appeared useful, but it was not the main focus of this analysis

³These included justifying internal dependencies (such as why a specific mechanism was used), tracing inferences through a concrete example to verify the necessity of premises, interrogating the theorem’s assumptions, and identifying shared strategies across both studied proofs.

for comparison, updating quality estimates via TrueSkill after each judgment. The expert was blind to which condition each summary was written from.

For the fine-grained response evaluation, a computer science graduate student with prior discrete math teaching experience evaluated each response along three rubric dimensions adapted from an established proof comprehension assessment model [34], designed to capture different aspects of proof understanding: (1) correctness, (2) whether the response referenced specific steps of the proof (a proxy for evaluating rigor of the proof summary [55]), and (3) whether it illustrated reasoning with concrete examples. The grader was blind to condition. The same grader then performed a comparative ranking of all responses, pooled across tasks and conditions, along dimensions of mathematical understanding, level of detail, and clarity, assigning each response to one of five evenly distributed tiers. This forced distribution allows tier assignments to serve as a relative measure of quality.

We used non-parametric tests for our analyses. We used Mann-Whitney U tests for between-subjects comparisons of correctness scores (0–3 ordinal scale), rubric dimension ratings, and TrueSkill instructor ratings, reporting Cohen’s d as the effect size. For binary outcomes (whether participants referenced specific proof steps or included concrete examples), we used Fisher’s exact tests. When pooling responses across both tasks, where each participant contributes data in both conditions, we used Wilcoxon signed-rank tests, reporting Cohen’s d_z as the paired effect size.

For the proof puzzle, we compared position accuracy, pairwise accuracy, and behavioral metrics between conditions using paired t -tests and Wilcoxon signed-rank tests, reporting Cohen’s d_z , and applied McNemar’s test for perfect solve rate (a binary outcome). For Likert-scale responses we used two-tailed Wilcoxon signed-rank tests, and tool preference was evaluated with a binomial test against chance ($p = 0.5$).

We analyzed open-ended responses through thematic analysis [6]: one author performed open coding to identify recurring ideas, which were then refined into key themes. We also conducted video analysis of interaction patterns for the 12 participants who consented to recording.⁴

5 Explorable theorems...

Here, we report the results from our usability study.

5.1 ...improves proof comprehension (RQ1)

Our evaluation provides evidence that participants’ written restatements of proofs were judged by an instructor to better demonstrate knowledge of the proof with explorable theorems than with the baseline. A mathematics instructor preferred responses written with explorable theorems significantly more often than responses written with the baseline (see Figure 4), and these responses also received significantly higher grades across both study tasks (Task 1: ET preferred in 90.6% of pairwise comparisons, $U=58.0$, $p=.005$, $d=2.14$; Task 2: ET preferred in 93.8% of pairwise comparisons, $U=60.0$, $p=.002$, $d=3.47$).

⁴Four participants did not consent to video recording and are excluded from interaction-level analyses.

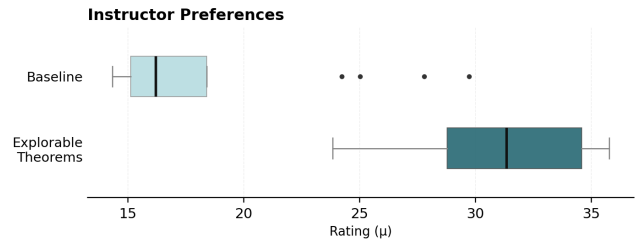


Figure 4: Instructor preferences by condition. Box plot shows the distribution of TrueSkill ratings assigned to participant responses through pairwise comparisons by a mathematics instructor, combined across both study tasks. The instructor preferred responses written with explorable theorems in 94.9% of pairwise comparisons.

Consider the following example. Participants were asked to describe the proof of this theorem, “For all integers n , $n(n+1)(n+2)(n+3)+1$ is a perfect square”, in their own words.

Answer A (with explorable theorems).

p = the product of the first and last term $n(n+3)$, $(n+1)(n+2)$ becomes $p+2$. multiply the outer numbers $n \cdot (n+3) = n^2 + 3n$ to be p and inner numbers $(n+1) \cdot (n+2) = n^2 + 3n + 2$ to be q . note that $q = p+2$. so then $p \cdot q = p \cdot (p+2) = p^2 + 2p$, add 1 = $p^2 + 2p + 1 = (p+1)^2$. then $p = n^2 + 3n$, substitute this, and you get the whole thing $(p+1)^2 = (n^2 + 3n + 1)^2$ this is a perfect square.

Answer B (with baseline).

We group the middle terms together and the outer terms together, forming p and q . Then we write q in terms of p and factor the remaining expression, which shows that it is a perfect square in terms of p . We then substitute the expression for p back in to get a perfect square in terms of n .

When asked which answer was better in terms of answer quality, the instructor chose Answer A and explained:

I would give Answer A full points. Answer B is imprecise and can be interpreted the wrong way...students must learn to formulate math answers precisely, and using math notation is necessary for that.

When another grader graded these proofs individually, we found that proof summaries written after using explorable theorems were graded to be of higher quality in the following ways: they were graded as including significantly more explicit proof steps for Task 1 (100% vs 38%, $p=.026$) though not for Task 2 (100% vs 57%, $p=.077$), to demonstrate significantly more understanding of the underlying mathematical concepts, were significantly easier to follow, and were significantly more detailed (Task 1: $U=53.5$, $p=.025$, $d=1.41$; Task 2: $U=56.5$, $p=.010$, $d=1.78$).⁵ Proof summaries were also graded to be significantly more correct for Task 2 ($U=46.0$, $p=.022$, $d=1.45$) though not for Task 1 ($U=40.0$, $p=.129$, $d=0.66$).

⁵The test statistics for understanding, clarity, and detail were identical across both tasks, suggesting these dimensions were highly correlated in the grader’s assessments and may reflect a single latent quality factor.

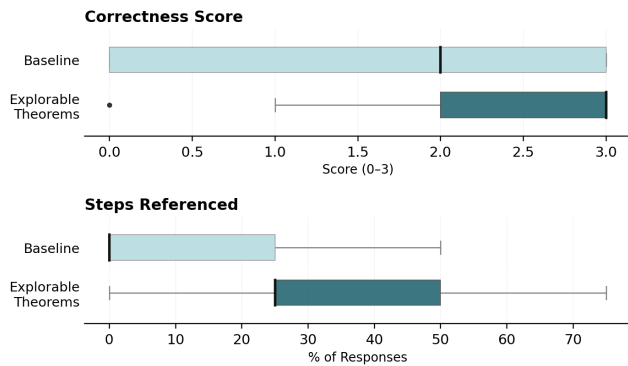


Figure 5: Response quality by condition. Box plots show the distribution of graded correctness scores and percentage of responses referencing explicit proof steps, combined across both theorem tasks. Vertical lines within each box indicate the median. Responses written after using explorable theorems were graded as significantly more correct and referenced specific proof steps more frequently.

Beyond summarizing the proof, participants also answered other proof comprehension questions. Responses in the explorable theorems condition were graded as more correct and referenced specific proof steps more often (see Figure 5) than responses in the baseline condition (correctness: ET $M = 2.58$ vs. Baseline $M = 1.58$; Wilcoxon signed-rank $W = 1.5$, $p = .001$, $d_z = 1.32$; steps referenced: ET 35% vs. Baseline 12%, $W = 14.0$, $p = .024$).

Consider the following examples of participants who received the average scores in their respective conditions. In response to a question about how the theorem “For all integers n , $n(n + 1)(n + 2)(n + 3) + 1$ is a perfect square.” could be further generalized, one participant in the explorable theorems condition wrote:

“Any case where you’re able to pair the outer terms and the inner terms, the second product changes from the first by a constant. Then, if you add the right constant to pad that expression, the whole expression becomes a square. So the theorem can be generalized by changing the spacing and adjusting the added constant.”

A participant in the baseline condition wrote:

“Yes, as long as the pairs of terms have a difference of a constant there’s a +1 in the end.”

The response in explorable theorems identifies the structural mechanism, that the pairing produces expressions differing by a constant, and that adjusting both the spacing and the constant preserves the perfect square property. The response in the baseline gestures at the right idea (constant difference between pairs) but incorrectly claims the +1 stays fixed, missing that the added constant must also change with the spacing (it’s actually r^4 for spacing r). Three participants even arrived at the exact generalization of $n(n + r)(n + 2r)(n + 3r) + r^4$ in the explorable theorems condition.

5.2 ...does not affect ability to recall proof order (RQ1)

Participants performed similarly in both conditions on the proof-order recall task. Position accuracy, task duration, and number of moves did not differ significantly between conditions.

Position accuracy was high in both conditions (ET: $M = 0.932$, $SD = 0.112$; Baseline: $M = 0.951$, $SD = 0.073$) and did not differ significantly (paired $t(15) = -0.610$, $p = 0.551$, Cohen’s $d_z = -0.15$). Task duration was also similar across conditions (ET: $M = 148.7s$, $SD = 65.4$; Baseline: $M = 157.7s$, $SD = 50.0$; paired $t(15) = -0.559$, $p = 0.585$, $d_z = -0.14$). Likewise, the number of effective moves did not differ significantly (ET: $M = 33.4$, $SD = 7.5$; Baseline: $M = 31.3$, $SD = 8.9$; paired $t(15) = 0.693$, $p = 0.499$, $d_z = 0.17$). This null result is informative: participants in both conditions understood the surface structure of the proof equally well, suggesting that the comprehension gains observed in the written responses between conditions reflect a deeper understanding of proof logic rather than surface-level familiarity of the proof steps.

5.3 ...enables useful interactions (RQ2)

Participants reported higher perceived success with explorable theorems (see Figure 7) (ET: $M = 6.12$, $SD = 0.72$; Baseline: $M = 5.25$, $SD = 1.18$ on a 1–7 scale; Mann–Whitney $U = 183.0$, $p = 0.032$; Wilcoxon signed-rank $W = 3.5$, $p = 0.012$) and felt less rushed (ET: $M = 2.25$, $SD = 1.00$; Baseline: $M = 3.12$, $SD = 1.31$; Wilcoxon signed-rank $W = 3.5$, $p = 0.007$). 13 of 16 participants (81%) preferred explorable theorems, and 3 of 16 (19%) preferred the baseline (binomial test, $p = 0.021$). There was no significant difference in which tool participants said they would use in the future for understanding math theorems (ET: $M = 5.62$, $SD = 1.45$; Baseline: $M = 5.00$, $SD = 1.03$; Wilcoxon signed-rank, $p = 0.114$) or in perceived mental demand (ET: $M = 3.06$, $SD = 1.65$; Baseline: $M = 3.56$, $SD = 1.41$; Mann–Whitney $p = 0.281$).

Feature usefulness. On the 4-point usefulness scale (1=“Not at all useful” to 4=“Very useful”), the most useful feature was seeing mathematical expressions worked out on examples ($M = 3.62$, $SD = 0.89$), followed by slider colors showing valid and invalid ranges ($M = 3.56$, $SD = 0.73$), and checking whether the theorem holds for a user-defined example ($M = 3.44$, $SD = 0.63$). Participants also valued looking up prior dependent steps ($M = 3.31$, $SD = 0.87$) and checking whether an individual proof step holds on an example ($M = 3.00$, $SD = 0.73$). Overall, these ratings suggest that participants found the most value in example-based exploration, though structures that related to proof structure were also useful.

Emergent interactions. We detail how participants used Gemini to reveal what kinds of proof understanding they were seeking. In the baseline, participants asked an average of 2.8 questions to Gemini ($SD = 2.4$, range 0–9). The 44 total queries fell into three broad categories: requesting proof summaries or explanations (17 queries, 38.6%), asking about specific numeric examples worked out on the proof (18 queries, 40.9%), and reasoning about proof structure such as individual steps, hypotheses, or conclusions (9 queries, 20.5%). One participant (P10) engaged in markedly deeper proof reasoning, all 6 of their questions were about proof steps, hypotheses, and conclusions, asking, for instance, why a particular

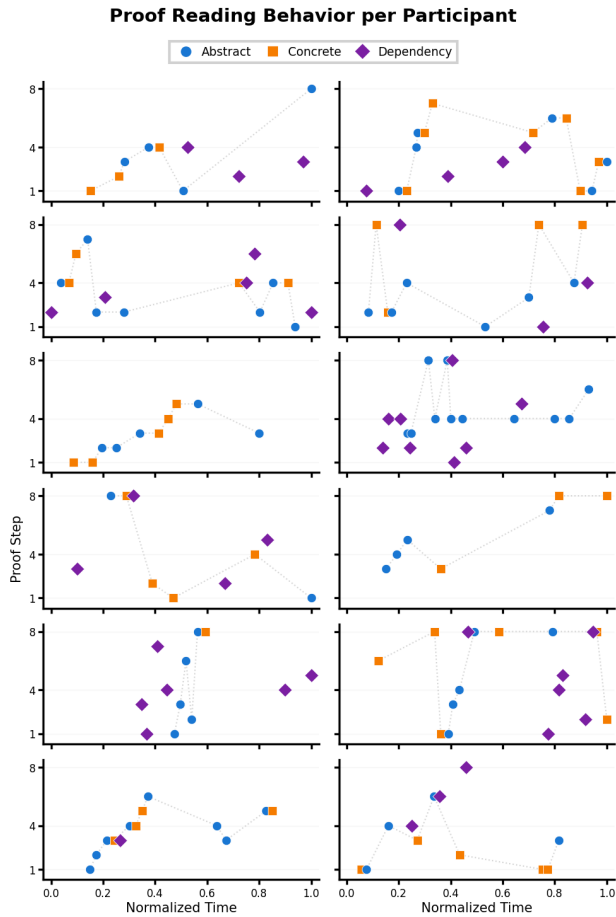


Figure 6: Timeline of proof-reading behavior for each participant during session. The y-axis indicates which proof step (1–8) the participant is engaging with. Blue circles and orange squares denote reading in the abstract and concrete (instantiation) views, respectively. Purple diamonds mark dependency link clicks.

ordering constraint was necessary and whether the argument held for negative numbers. One participant (P14) did not use Gemini at all and opted to only read the written proof. That participants largely sought these same behaviors through the baseline (such as working out examples, examining proof structure) perhaps validates the design of explorable theorems’ affordances.

Figure 6 shows participants’ proof reading behaviors when using explorable theorems. We discuss other kinds of reading behaviors.

Participants made thorough use of *example analysis*. With explorable theorems, participants selected 10.8 examples ($SD = 8.1$), filtering for examples that were sustained selections over five seconds. Of these, 5.6 ($SD = 3.6$) were examples where the theorem hypotheses were met, 3.8 ($SD = 5.1$) were examples where the hypotheses were not met, and 1.4 ($SD = 1.1$) were participants’ own custom inputs. The utility of examples is articulated by P2: “this helps me understand the value [of variable x]...and I know what we’re trying to show.”

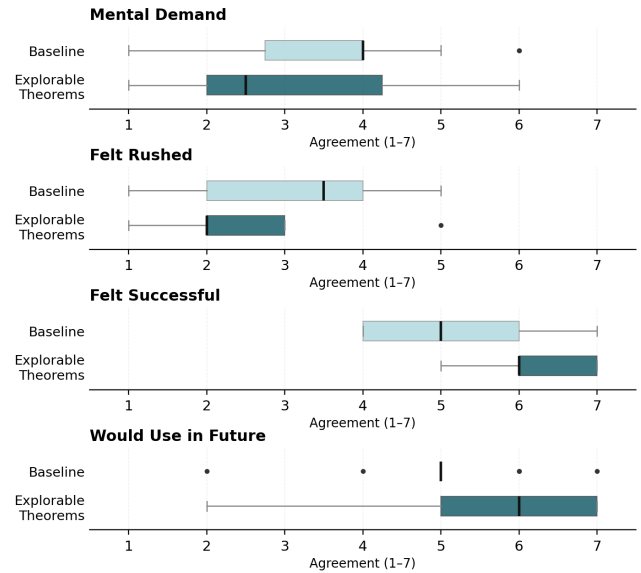


Figure 7: Self-reported task load by condition. Box plots show the distribution of participant responses on a 1–7 agreement scale for four task load items, comparing explorable theorems to the baseline. Participants felt significantly less rushed and more successful with explorable theorems. No significant differences were found for mental demand or desire to use the tool in the future.

A common action at the start of the session was an interaction we term stress testing: participants selected edge-case values to start reading the proof on. This included using the slider ($n = 9$) or typing out their own examples ($n = 3$). P10 described wanting to both “try some things where it’s an edge case [and] something that’s an intuitive value” and then “check out...values that are less intuitive and see whether [the theorem still held].” This might suggest that the slider afforded testing about theorem scope.

Participants ($n = 5$) also would toggle between in-scope and out-of-scope examples on the example inputs slider while reading the proof. For example, in Task 1 (the same as in Figure 2), P4 read the first four steps of the proof on the value $x = -2$ and then read the last four steps of the proof on the value $x = 2$. The theorem did not hold on both of these values; when asked about this behavior, P4 said they focused on these two example values where the theorem did not hold because “the thinking or reasoning is upon me and I have to draw the dots between the steps of the proof and follow along.”

Participants made use of the *flexibility* afforded by explorable theorems. 10 participants read proof steps out-of-order at least once, as demonstrated by lines in Figure 6 going up and down. P3, for example, repeatedly cycled between steps 2 and 6 across the session, while P2’s trajectory spans 17 step visits with 8 switches between abstract and concrete modes and 2 backward jumps. Ten participants used the dependency links at least once, indicating that dependency navigation is perhaps correlated with non-linear traversal of the proof structure. P5 articulated dependency links as “the ability to track the history and future references of a proof or immediate step.” Participants valued this ability: P9 noted they

could “easily track how the proof got certain variables by clicking on the [dependency link],” and P10 appreciated seeing “how each part of the proof interacted with the rest of it”.

Seven participants alternated between reading the abstract proof text and examining concrete instantiations within the same session, as visible in the interleaving of blue and orange markers in Figure 6. P2 switched modes 8 times across 17 step visits, while P3 switched 6 times across 14 visits. This interleaving suggests participants used the worked examples not as a separate reading pass but as an integrated strategy, reading a proof step, then checking its concrete instantiation (or vice versa) before proceeding. P2 echoed this sentiment of an integrated strategy, stating “the text is showing the meat of the proof and the boxes are showing how it works out on an example...I’m doing two things in parallel.”

6 Discussion

Results from our study show that explorable theorems improved proof comprehension, drove participants to use and value every interaction affordance, and surfaced exploratory behaviors that affirm our design choices.

6.0.1 Why did explorable theorems have an effect? What mechanisms might explain the comprehension gains we observed? Several are plausible and likely act in concert. The novelty of the interface may have increased engagement. The speed with which participants could set up and switch between examples reduced the friction of exploration. The concision of worked examples, showing only the values relevant to each step, may have made the proof easier to parse than a chatbot’s verbose explanations. And dependency links may have helped participants build a more accurate mental model of proof structure. Participants’ very frequent use of examples and strong ratings of their utility suggest that example-based exploration played a central role.

An interesting latent pattern emerges from Figure 6: participants appear to fall into two broad modes of engagement. Some participants heavily sampled examples across the slider, while others made comparatively less use of examples but engaged more with dependency links. This observation tentatively suggests that explorable theorems may support different reader strategies, example-driven and structure-driven, rather than only accommodating one single reading path, and that both strategies can support comprehension.

6.0.2 A starter kit for formally-backed explanation interfaces. While we validate formally-backed explanation interfaces in the context of mathematical proofs, the approach may generalize. We reflect on the design decisions that we believe drove the effect, and distill them into principles for others building similar systems.

Offload incidental difficulty. One might ask whether interactivity removes the productive struggle necessary for durable learning [5]. Proof comprehension involves two distinct kinds of difficulty: *essential* difficulty (understanding why a step follows or is necessary) and *incidental* difficulty (tracking variables, mentally substituting values, recalling which step a symbol came from). We designed explorable theorems to offload incidental difficulty to the interface while preserving the essential difficulty. We believe this is why participants felt less rushed without a reduction in mental demand.

Stay close to the source. With explorable theorems, many interactions are grounded in the formal proof object. Worked example values are extracted from the Lean proof state; dependency edges are recovered by diffing Lean proof states; the worked example template mirrors the structure of the written step. This closeness to the source matters because distance introduces error: whenever AI is used to create a model or establish links, there is opportunity for mistranslation. We reduced this distance through several design decisions: prompting the agent to generate a Lean proof that structurally mirrors the prose and performing linking in small increments that leverage structural bridges put in place during generation. Reasoning about correctness and computation was delegated to the formal model wherever possible. We believe similar strategies, minimizing the role of AI inference and maximizing the role of the formal artifact, could reduce distance in other formally-backed explanation systems, such as tools for understanding programs, circuit diagrams, or biological pathways.

6.1 Limitations

Our pipeline has some technical limitations. First, because the Lean proof is AI-generated, it is not guaranteed to follow the original prose’s logical path; agents sometimes produce structurally different arguments, or fail to complete the proof. Second, parts of our pipeline rely on LLMs which introduce the possibility of subtle errors through mistranslations from Lean to natural language. However, as AI tools for formal proof generation improve, agents will become better at producing Lean proofs that structurally mirror their prose counterparts.

Our study also has limitations. We focused on relatively short proofs with undergraduate mathematics students; the benefits of explorable theorems may differ for longer proofs, more advanced students, or experts encountering unfamiliar material. Additionally, while our evaluation measured comprehension through reconstruction tasks, written explanations, and subjective ratings, it does not capture longer-term outcomes such as retention, transfer to new problems, or the ability to independently construct related proofs.

6.2 Future work

Future work could explore three main directions. First, systems could combine explorable interfaces with conversational interaction. Rather than replacing the formal backing, chat would operate over it, allowing users to ask what breaks if a hypothesis is removed or how a proof changes under different instantiations. Second, the approach could be extended to broader mathematical content to understand how it holds up in messier, realistic settings. This includes handling research-level theorems lacking complete Lean proofs, complex structures that do not map cleanly to natural language, and non-numeric inputs like graphs. Finally, the principle of formally-backed explorability could extend beyond mathematics. As formal verification tools are applied to end-user plans [27] and complex reasoning [23], future systems might pair everyday artifacts, like a travel itinerary or a tax document, with a formalized Lean counterpart to make them fully explorable.

7 Conclusion

We introduce a technique for formally-based explanation systems and instantiate it as *explorable theorems*, a system which makes mathematical proofs interactively explorable. By linking a natural-language proof to its formal Lean counterpart, our system leverages underlying proof states to let readers inspect steps worked out on concrete examples and trace logical dependencies. Results from a lab study show that explorable theorems improved proof comprehension and led participants to use and value its interaction affordances.

References

- [1] Lara Alcock, Mark Hodds, Somali Roy, and Matthew Inglis. 2015. Investigating and improving undergraduate proof comprehension. *Notices of the AMS* 62, 7 (2015), 742–752.
- [2] Lara Alcock and Nicola Wilkinson. 2011. e-Proofs: Design of a resource to support proof comprehension in mathematics. *Educational Designer* 1, 4 (2011), 1–20.
- [3] Paul Ayres. 2001. Systematic mathematical errors and cognitive load. *Contemporary educational psychology* 26, 2 (2001), 227–248.
- [4] Zhangir Azerbayev, Bartosz Piotrowski, and Jeremy Avigad. 2022. ProofNet: A benchmark for autoformalizing and formally proving undergraduate-level mathematics problems. In *Second MATH-AI Workshop*.
- [5] Elizabeth L Bjork, Robert A Bjork, et al. 2011. Making things hard on yourself, but in a good way: Creating desirable difficulties to enhance learning. *Psychology and the real world: Essays illustrating fundamental contributions to society* 2, 59–68 (2011), 56–64.
- [6] Ann Blandford, Dominic Furniss, and Stephann Makri. 2016. *Qualitative HCI research: Going behind the scenes*. Morgan & Claypool Publishers.
- [7] Neil Chulpongstorn, Mille Skovhus Lunding, Nishan Soni, and Ryo Suzuki. 2023. Augmented Math: Authoring AR-Based Explorable Explanations by Augmenting Static Math Textbooks. In *Proceedings of the 36th Annual ACM Symposium on User Interface Software and Technology (UIST '23)*. ACM, 1–16.
- [8] Will Crichton. 2021. A New Medium for Communicating Research on Programming Languages. In *Proceedings of the 1st Workshop on Human Aspects of Types and Reasoning Assistants*.
- [9] Ben Davies, Lara Alcock, and Ian Jones. 2020. Comparative judgement, proof summaries and proof comprehension. *Educational Studies in Mathematics* 105, 2 (2020), 181–197.
- [10] Leonardo de Moura, Soonho Kong, Jeremy Avigad, Floris van Doorn, and Jakob von Raumer. 2015. The Lean Theorem Prover (System Description). In *Proceedings of the 25th International Conference on Automated Deduction (CADE-25) (Lecture Notes in Computer Science, Vol. 9195)*. Springer, 378–388. https://doi.org/10.1007/978-3-319-21401-6_26
- [11] Leonardo de Moura, Soonho Kong, Jeremy Avigad, Floris van Doorn, and Jakob von Raumer. 2015. The Lean theorem prover (system description). In *International Conference on Automated Deduction (CADE)*. Springer, 378–388.
- [12] Anton N. Dragunov and Jonathan L. Herlocker. 2003. Designing Intelligent and Dynamic Interfaces for Communicating Mathematics. In *Proceedings of the 8th International Conference on Intelligent User Interfaces*. 154–161. <https://doi.org/10.1145/604045.604085>
- [13] Eddie M Gray and David O Tall. 1994. Duality, ambiguity, and flexibility: A “proceptual” view of simple arithmetic. *Journal for research in Mathematics Education* 25, 2 (1994), 116–140.
- [14] Ziwei Gu, Joyce Zhou, Ning-Er Lei, Jonathan K Kummerfeld, Mahmood Jasim, Narges Mahyar, and Elena L Glassman. 2025. AbstractExplorer: Leveraging Structure-Mapping Theory to Enhance Comparative Close Reading at Scale. In *Proceedings of the 38th Annual ACM Symposium on User Interface Software and Technology*. 1–25.
- [15] Aditya Gunturu, Yi Wen, Nandi Zhang, Jarin Thundathil, Rubaiat Habib Kazi, and Ryo Suzuki. 2024. Augmented Physics: Creating Interactive and Embedded Physics Simulations from Static Textbook Diagrams. In *Proceedings of the 37th Annual ACM Symposium on User Interface Software and Technology (UIST '24)*. ACM, 1–12.
- [16] Guershon Harel and Larry Sowder. 2007. Toward comprehensive perspectives on the learning and teaching of proof. *Second handbook of research on mathematics teaching and learning* 2 (2007), 805–842.
- [17] John Harrison, Josef Urban, and Freek Wiedijk. 2014. History of interactive theorem proving. *Computational Logic* 9 (2014), 135–214.
- [18] Sandra G Hart and Lowell E Staveland. 1988. Development of NASA-TLX (Task Load Index): Results of empirical and theoretical research. In *Advances in psychology*. Vol. 52. Elsevier, 139–183.
- [19] Andrew Head, Amber Xie, and Marti A. Hearst. 2022. Math Augmentation: How Authors Enhance the Readability of Formulas using Novel Visual Design Practices. In *Proceedings of the 2022 CHI Conference on Human Factors in Computing Systems*. <https://doi.org/10.1145/3491102.3501932>
- [20] Ralf Herbrich, Tom Minka, and Thore Graepel. 2006. TrueSkill: A Bayesian Skill Rating System. In *Advances in Neural Information Processing Systems*, Vol. 19.
- [21] Thomas Hubert, Roshan Mehta, Laurent Sartran, et al. 2025. Olympiad-level formal mathematical reasoning with reinforcement learning. *Nature* (2025). <https://doi.org/10.1038/s41586-025-09833-y>
- [22] Albert Qiaochu Jiang, Sean Welleck, Jue Ping Zhou, Timothée Lacroix, Jiacheng Liu, Guillaume Lample, Samuel Lewis, Yuhuai Wu, Xiaokai Hou, Christian Hutter, et al. 2023. Draft, Sketch, and Prove: Guiding Formal Theorem Provers with Informal Proofs. In *International Conference on Learning Representations (ICLR)*.
- [23] Dongwei Jiang, Marcio Fonseca, and Shay B Cohen. 2024. Leanreasoner: Boosting complex logical reasoning with lean. In *Proceedings of the 2024 Conference of the North American Chapter of the Association for Computational Linguistics: Human Language Technologies (Volume 1: Long Papers)*. 7497–7510.
- [24] Philip N Johnson-Laird. 2005. Mental models and thought. *The Cambridge handbook of thinking and reasoning* (2005), 185–208.
- [25] Hee-jeong Kim. 2020. Concreteness fading strategy: A promising and sustainable instructional model in mathematics classrooms. *Sustainability* 12, 6 (2020), 2211.
- [26] Zeger-jan Kock, Ulises Salinas-Hernández, and Birgit Pepin. 2025. Engineering students’ initial use schemes of ChatGPT as an instrument for learning. *Digital Experiences in Mathematics Education* 11, 1 (2025), 192–218.
- [27] Christine P Lee, David Porfirio, Xinyu Jessica Wang, Kevin Chenkai Zhao, and Bilge Mutlu. 2025. Veriplan: Integrating formal verification and llms into end-user planning. In *Proceedings of the 2025 CHI Conference on Human Factors in Computing Systems*. 1–19.
- [28] Stanley Letovsky. 1987. Cognitive processes in program comprehension. *Journal of Systems and software* 7, 4 (1987), 325–339.
- [29] Yong Li, Shoaib Kamil, Alec Jacobson, and Yotam Gingold. 2022. Hé: Document Processor for Executable Linear Algebra Papers. In *SIGGRAPH Asia 2022 Conference Papers*. <https://doi.org/10.1145/3550469.3555395>
- [30] Raymond Lister, Elizabeth S Adams, Sue Fitzgerald, William Fone, John Hamer, Morten Lindholm, Robert McCartney, Jan Erik Moström, Kate Sanders, Otto Seppälä, et al. 2004. A multi-national study of reading and tracing skills in novice programmers. *Acm sigcse bulletin* 36, 4 (2004), 119–150.
- [31] Junqi Liu, Zihao Zhou, Zekai Zhu, Marco Dos Santos, Weikun He, Jiawei Liu, Ran Wang, Yunzhou Xie, Junqiao Zhao, Qifeng Wang, et al. 2026. Numina-Learn-Agent: An Open and General Agentic Reasoning System for Formal Mathematics. *arXiv preprint arXiv:2601.14027* (2026).
- [32] Patrick Massot. 2024. Teaching mathematics using lean and controlled natural language. In *15th International Conference on Interactive Theorem Proving (ITP 2024)*. Schloss Dagstuhl–Leibniz-Zentrum für Informatik, 27–1.
- [33] Juan Pablo Mejía-Ramos, Evan Fuller, Keith Weber, Kathryn Rhoads, and Aron Samkoff. 2012. An assessment model for proof comprehension in undergraduate mathematics. *Educational Studies in Mathematics* 79, 1 (2012), 3–18.
- [34] Juan P. Mejía-Ramos, Erika Fuller, Keith Weber, Kari Rhoads, and Alexis Samkoff. 2012. An Assessment Model for Proof Comprehension in Undergraduate Mathematics. *Educational Studies in Mathematics* 79, 1 (2012), 3–18. <https://doi.org/10.1007/s10649-011-9349-7>
- [35] Hugo Mercier and Dan Sperber. 2011. Why do humans reason? Arguments for an argumentative theory. *Behavioral and brain sciences* 34, 2 (2011), 57–74.
- [36] Frédéric Tran Minh, Laure Gonnord, and Julien Narboux. 2025. Proof Assistants for Teaching: a Survey. In *ThEdu@CADE*. <https://api.semanticscholar.org/CorpusID:278422822>
- [37] Nagham M Mohammad, Matthew Demers, Erin McCubbin, Mitchell Jackson, and Sara M Fulmer. 2025. How college students use ChatGPT. *Pedagogical Research* 10, 4 (2025), em0250.
- [38] Robert C Moore. 1994. Making the transition to formal proof. *Educational Studies in Mathematics* 27, 3 (1994), 249–266.
- [39] Leonardo de Moura and Sebastian Ullrich. 2021. The Lean 4 theorem prover and programming language. In *Automated Deduction–CADE 28: 28th International Conference on Automated Deduction*. Springer, 625–635.
- [40] Chris Olah and Shan Carter. 2017. Research Debt. *Distill* (2017). <https://doi.org/10.23915/distill.00005>
- [41] oOoOo. 2024. *lean-lsp-mcp: Lean Theorem Prover MCP*. <https://github.com/oOoOo/lean-lsp-mcp> MCP server that allows agentic interaction with the Lean theorem prover via the Language Server Protocol. GitHub repository..
- [42] Dale Parsons and Patricia Haden. 2006. Parson’s programming puzzles: a fun and effective learning tool for first programming courses. In *Proceedings of the 8th Australasian Conference on Computing Education–Volume 52*. 157–163.
- [43] Birgit Pepin, Nils Buchholtz, and Ulises Salinas-Hernández. 2025. A scoping survey of ChatGPT in mathematics education. *Digital Experiences in Mathematics Education* 11, 1 (2025), 9–41.
- [44] Clément Pit-Claudel. 2020. Untangling mechanized proofs. In *Proceedings of the 13th ACM SIGPLAN International Conference on Software Language Engineering*.

- [45] Nicholas Rougeux and Oliver Byrne. 2018. Byrne’s Euclid: The First Six Books of the Elements of Euclid with Coloured Diagrams and Symbols. <https://www.c82.net/euclid/> Online interactive reproduction.
- [46] Alan H Schoenfeld. 1988. When good teaching leads to bad results: The disasters of ‘well-taught’ mathematics courses. *Educational psychologist* 23, 2 (1988), 145–166.
- [47] Annie Selden and John Selden. 2003. Validations of proofs considered as texts: Can undergraduates tell whether an argument proves a theorem? *Journal for Research in Mathematics Education* 34, 1 (2003), 4–36.
- [48] Derar Serhan and Natalie B. Welcome. 2024. Integrating ChatGPT in the Calculus Classroom: Student Perceptions. *International Journal of Technology in Education and Science* (2024). <https://api.semanticscholar.org/CorpusId:269835173>
- [49] Despina A Stylianou, Maria L Blanton, Eric J Knuth, and Despi Stylianou. 2009. *Teaching and learning proof across the grades*. Routledge New York.
- [50] Despina A Stylianou, Maria L Blanton, and Ourania Rotou. 2015. Undergraduate students’ understanding of proof: Relationships between proof conceptions, beliefs, and classroom experiences with learning proof. *International Journal of Research in Undergraduate Mathematics Education* 1, 1 (2015), 91–134.
- [51] Nicole Sultanum and Arjun Srinivasan. 2023. Datatales: Investigating the use of large language models for authoring data-driven articles. In *2023 IEEE Visualization and Visual Analytics (VIS)*. IEEE, 231–235.
- [52] John Sweller. 1988. Cognitive load during problem solving: Effects on learning. *Cognitive science* 12, 2 (1988), 257–285.
- [53] John Sweller, Paul Ayres, and Slava Kalyuga. 2011. *Cognitive load theory*. Springer Science & Business Media.
- [54] Jeffrey Tao, Litao Yan, Jessica Shi, Mia Ginsberg, and Andrew Head. 2025. FreeForm: Flexibly Augmenting Formulas with Synchronized Markup and Graphical Edits. In *Proceedings of the 2025 CHI Conference on Human Factors in Computing Systems*. 1–12.
- [55] Oliver Tatton-Brown. 2019. Rigour and Intuition. *Erkenntnis* 86 (2019), 1757 – 1781. <https://api.semanticscholar.org/CorpusID:254465500>
- [56] Gemini Team, Rohan Anil, Sebastian Borgeaud, Jean-Baptiste Alayrac, Jiahui Yu, Radu Soricut, Johan Schalkwyk, Andrew M Dai, Anja Hauth, Katie Millican, et al. 2023. Gemini: a family of highly capable multimodal models. *arXiv preprint arXiv:2312.11805* (2023).
- [57] The Lean Developers. 2024. *Widgets: The user-widgets system*. <https://lean-lang.org/examples/1900-1-1-widgets/> Lean 4 Documentation.
- [58] Bret Victor. 2011. Explorable Explanations. <https://worrydream.com/ExplorableExplanations/>. Accessed 2026-03-01.
- [59] Bret Victor. 2011. Kill Math. <http://worrydream.com/KillMath/>. Accessed: 2024-05-24.
- [60] Bret Victor. 2011. Tangle: a JavaScript Library for Reactive Documents. <https://worrydream.com/Tangle/>. Accessed 2026-03-24.
- [61] Yousef Wardat, Mohammad A. Tashtoush, Rommel Alali, and Adeb M Jarrah. 2023. ChatGPT: A revolutionary tool for teaching and learning mathematics. *Eurasia Journal of Mathematics, Science and Technology Education* (2023). <https://pdfs.semanticscholar.org/3174/39900cfe6db7f18e623c1b0ab3fa8e54de21.pdf>
- [62] Keith Weber. 2008. How mathematicians determine if an argument is a valid proof. *Journal for Research in Mathematics Education* 39, 4 (2008), 431–459.
- [63] Keith Weber. 2015. Effective Proof Reading Strategies for Comprehending Mathematical Proofs. *International Journal of Research in Undergraduate Mathematics Education* 1, 3 (2015), 289–314. <https://doi.org/10.1007/s40753-015-0011-0>
- [64] Keith Weber and Juan Pablo Mejia-Ramos. 2011. Why and how mathematicians read proofs: an exploratory study. *Educational Studies in Mathematics* 76, 3 (2011), 329–344. <https://doi.org/10.1007/s10649-010-9292-z>
- [65] Erik Weitnauer, David Landy, and Erin Ottmar. 2016. Graspable Math: Towards Dynamic Algebra Notations that Support Learners Better than Paper. In *2016 Future Technologies Conference*. 406–414.
- [66] Jelle Wemmenhove, Dick Arends, Thijs Beurskens, Maitreyee Bhaid, Sean McCarrren, Jan Moraal, Diego Rivera Garrido, David Tuin, Malcolm Vassallo, Pieter Wils, et al. 2022. Waterproof: educational software for learning how to write mathematical proofs. *arXiv preprint arXiv:2211.13513* (2022).
- [67] Carl E. Wieman, Wendy K. Adams, and Katherine K. Perkins. 2008. PhET: Simulations that enhance learning. *Science* 322, 5902 (2008), 682–683.
- [68] Michelle Wu, Aadil Gopal, and Andrew Head. 2023. FFL: A Language and Live Runtime for Styling and Labeling Typeset Math Formulas. In *Proceedings of the 36th Annual ACM Symposium on User Interface Software and Technology*.
- [69] Hyunyoung Yoon, Jihye Hwang, Kyungwon Lee, Kyeong Hah Roh, and Oh Nam Kwon. 2024. Students’ use of generative artificial intelligence for proving mathematical statements. *ZDM—Mathematics Education* 56, 7 (2024), 1531–1551.
- [70] Kunhao Zheng, Jesse Michael Han, and Stanislas Polu. 2022. MiniF2F: a cross-system benchmark for formal Olympiad-level mathematics. In *International Conference on Learning Representations (ICLR)*.

A Appendix

A.1 Narrative Scenario

We demonstrate how the interaction patterns in explorable theorems can support productive inference over a longer period of use with an example of its usage in understanding a new proof. Ram is a sophomore in a discrete mathematics class. He is trying to understand a theorem from the elementary number theory section that was introduced as an exercise in constructing direct proofs. Beyond understanding this particular theorem, Ram wants to build intuition for the overall proof structure so he can use it on an upcoming exam.

Ram first reads the theorem statement:

For all integers x and odd integers $n > 1$, if $x > 1$, then $x^n + 1$ is not prime.

It is not immediately clear what this theorem is saying or why it should be true. Ram loads the theorem into the explorable theorems viewer to look into this.

Seeing the boundaries of a theorem with the theorem input evaluator. Ram first uses the *theorem input evaluator* to see what the theorem actually says for a single concrete example. He sets $x = 2$ and $n = 3$, and the evaluator shows that the assumptions are satisfied. The tool displays the concrete computation directly beneath: $x^n + 1 = 2^3 + 1 = 9$, which is indeed not prime. Seeing a valid example helps the theorem click, but Ram wonders why the strict conditions, like $n > 1$ and $x > 1$, are necessary. He uses the evaluator’s sliders to test these boundaries. Sliding down to $x = 1$ and $n = 1$, the evaluator immediately flags that the assumptions are no longer met. The computation updates to show $1^1 + 1 = 2$, which is prime, breaking the theorem’s conclusion. Ram can now clearly see the theorem’s boundaries: the logic fails exactly when $n \leq 1$ or $x \leq 1$. He understands what the theorem claims and when it applies, but he still does not know why the valid cases always work. He begins to read the proof.

Seeing a worked example on each proof step. Ram really wants to understand why the proof is true. The proof’s strategy is to show that $N = x^n + 1$ is never prime by factoring it into two smaller integers, defined in the text as r and s . To understand how these factors are constructed, Ram clicks on their definitions. The *proof step dependency inspector* shows the definition of these terms: $r = x + 1$ and s is an alternating sum: $s = x^{n-1} - x^{n-2} + \dots - x + 1$. It is not immediately clear why multiplying these two specific expressions will always equal $x^n + 1$. Looking at his running example ($x = 2, n = 3$), the *worked example display* beneath the step shows $r = 2 + 1 = 3$ and $s = 2^2 - 2 + 1 = 3$. Since $3 \times 3 = 9$, the factorization checks out for this specific case. But Ram wants to see the structural pattern. He slides the inputs to $x = 3, n = 3$ and sees $N = 28$, with factors $r = 4$ and $s = 7$. The display shows the expanded form: $3^3 + 1 = (3 + 1)(3^2 - 3 + 1)$. He stares at this expansion. If he distributes the $(3 + 1)$ across the $(3^2 - 3 + 1)$, he gets $3^3 - 3^2 + 3 + 3^2 - 3 + 1$. The -3^2 and $+3^2$ cancel. The $+3$ and -3 cancel. All that is left is $3^3 + 1$. The concrete numbers make the abstract trick obvious: the signs in s alternate so that when multiplied by $r = x + 1$, every middle term cancels out. Ram keeps sliding the inputs and watching the display update, and the cancellation pattern holds every time.

Following a worked example to understand a key condition. Ram reaches the most complex step of the proof, which states that $s > 1$: since n is odd, the alternating sum $s = x^{n-1} - x^{n-2} + \dots - x + 1$ has an even number of powers of x followed by a final $+1$, so the terms can be grouped as $s = (x^{n-1} - x^{n-2}) + \dots + (x^2 - x) + 1$. Each grouped pair satisfies $x^m - x^{m-1} = x^{m-1}(x - 1) > 0$ because $x > 1$, so s is a sum of positive terms plus 1, giving $s > 1$. This is far too dense for Ram to make sense of.

Ram uses the *worked example display* to follow along the proof step on a concrete example. For $n = 3, x = 2$, he sees $s = (2^2 - 2) + 1 = 2 + 1 = 3 > 1$. He slides to $n = 5$ and watches the display show four powers of x followed by $+1$: exactly the even number of powers the step describes. He slides through $n = 5, 7, 9$ and sees the same pattern hold each time. The reason n must be odd becomes clear: an odd n guarantees an even number of powers of x , which is what makes the pairing argument work. If n were even, the grouping would fail.

Ram then toggles to $n = 1$ using the theorem input evaluator and sees the proof break at this step: with $n = 1, s = 1$, and the condition $s > 1$ no longer holds. The system flags that the proof breaks on this step. This makes clear why n must be both odd and greater than 1.

Seeing the proof through to the end. The remaining steps show that $N > s$ (since $N = r \cdot s$ and $r > 1$) and that $s > 1$, together establishing that s is a proper factor of N , so N is not prime. With the worked example displayed right below each step of the proof ($N = 9, r = 3, s = 3$), Ram finds these steps straightforward.

After his read of the proof, Ram understands not just the high-level proof strategy, find a proper factor to show N is not prime, but also the reasons each condition is required: $x > 1$ ensures the grouped pairs are positive, n must be odd to make the even-pairing argument work, and $n > 1$ ensures $s > 1$. He arrived at these insights not by being told them, but by tinkering with the inputs and inspecting the proof's logic. Because explorable theorems is backed by executable Lean code, Ram is seeing machine-checked proof states that tell him how the math actually works out.

One might ask whether making the mathematics this interactive removes the productive struggle necessary for durable learning [5]. We argue that explorable theorems does not remove the difficulty of understanding the math; rather, it reduces unnecessary cognitive load. Mentally tracking variable substitutions and expanding algebraic terms requires significant working memory [3, 52, 53]. By offloading this computation to the interface, the system frees the reader to focus their efforts on the proof's actual structure.

B Study Materials

B.1 Theorems and Proofs

B.1.1 Task 1: Composite Numbers.

THEOREM B.1. *For all integers x , if $x > 2$, then $x^2 - 1$ is not prime.*

PROOF. Let x be an arbitrary integer. Assume that $x > 2$. Let us denote $x^2 - 1$ by n . We wish to show that n is not prime. We will do that by showing that n has a factor that is neither 1 nor equal to n .

First observe that $x^2 - 1 = (x - 1)(x + 1)$. Let us also denote $x - 1$ by r and $x + 1$ by s . Note that both r and s are factors of n , since $n = r \cdot s = s \cdot r$.

Now, because $x > 2$, we have $r = x - 1 > 1$. Moreover, we show that $s > 1$ by the following reasoning: $x > 2$, so $x + 1 > 3$, so $s > 1$.

Finally, multiply both sides of $r > 1$ with s . We get $r \cdot s > s$. However $r \cdot s = n$. Therefore we have derived $n > s$. Since n has a factor s such that $1 < s < n$, n is composite. \square

THEOREM B.2. *For all integers x and odd integers $n > 1$, if $x > 1$, then $x^n + 1$ is not prime.*

PROOF. Let x be an arbitrary integer and n be an odd integer with $n > 1$. Assume that $x > 1$. Let us denote $x^n + 1$ by N . We wish to show that N is not prime. We will do that by showing that N has a factor that is neither 1 nor equal to N .

First observe that for odd $n > 1$, $x^n + 1 = (x + 1)(x^{n-1} - x^{n-2} + x^{n-3} - \dots + 1)$. Let us also denote $x + 1$ by r and the alternating sum $x^{n-1} - x^{n-2} + \dots + 1$ by s . Note that both r and s are factors of N , since $N = r \cdot s = s \cdot r$.

Now, because $x > 1$, we have $r = x + 1 > 2$. Moreover, we show that $s > 1$ by the following reasoning: s has n terms alternating in sign, and since n is odd, the last term is $+1$, and each positive term $x^k \geq 1$ for $x > 1$, so $s \geq 1$, and since $x > 1$ we get $s > 1$.

Finally, multiply both sides of $r > 1$ with s . We get $r \cdot s > s$. However $r \cdot s = N$. Therefore we have derived $N > s$. Since N has a factor s such that $1 < s < N$, N is composite. \square

B.1.2 Task 2: Arithmetic Progression Squares.

THEOREM B.3. *For all integers n , $n(n + 1)(n + 2)(n + 3) + 1$ is a perfect square.*

PROOF. Let n be an arbitrary integer. Pair the outer terms: let $p = n \cdot (n + 3)$. Expanding, $p = n^2 + 3n$. Pair the inner terms: let $q = (n + 1) \cdot (n + 2)$. Expanding, $q = n^2 + 3n + 2 = p + 2$.

Rewrite the product: $n(n + 1)(n + 2)(n + 3) = p \cdot q = p(p + 2)$. Expand $p(p + 2) = p^2 + 2p$. Add 1 to both sides: $p^2 + 2p + 1$. Recognize the perfect square: $p^2 + 2p + 1 = (p + 1)^2$.

Substitute back $p = n^2 + 3n$ to get $p + 1 = n^2 + 3n + 1$. Therefore $n(n + 1)(n + 2)(n + 3) + 1 = (n^2 + 3n + 1)^2$. Since $n^2 + 3n + 1$ is an integer, $n(n + 1)(n + 2)(n + 3) + 1$ is a perfect square. \square

THEOREM B.4. *For all integers n , $n(n + 4)(n + 8)(n + 12) + 256$ is a perfect square.*

PROOF. Let n be an arbitrary integer. Pair the outer terms: let $p = n \cdot (n + 12)$. Expanding, $p = n^2 + 12n$. Pair the inner terms: let $q = (n + 4) \cdot (n + 8)$. Expanding, $q = n^2 + 12n + 32 = p + 32$.

Rewrite the product: $n(n + 4)(n + 8)(n + 12) = p \cdot q = p(p + 32)$. Expand $p(p + 32) = p^2 + 32p$. Add 256 to both sides: $p^2 + 32p + 256$. Recognize the perfect square: $p^2 + 32p + 256 = (p + 16)^2$.

Substitute back $p = n^2 + 12n$ to get $p + 16 = n^2 + 12n + 16$. Therefore $n(n + 4)(n + 8)(n + 12) + 256 = (n^2 + 12n + 16)^2$. Since $n^2 + 12n + 16$ is an integer, $n(n + 4)(n + 8)(n + 12) + 256$ is a perfect square. \square

B.2 Study Questions

B.2.1 Task 1 Questions (Composite Numbers).

- (1) Describe the proof of Theorem 1 in your own words.
- (2) Why does the proof of Theorem 1 show $x - 1 > 1$?
- (3) Why does the theorem not hold for $x = 2$?

- (4) Can the assumption in Theorem 1 ($x > 2$) be weakened while keeping the conclusion true?
- (5) What are the similarities and differences between Theorem 1 and 4 in their proofs?

B.2.2 Task 2 Questions (Arithmetic Progression Squares).

- (1) Describe the proof of Theorem 1 in your own words.
- (2) Why does the proof pair outer terms and inner terms separately?

- (3) Why does this theorem hold for all integers?
- (4) Can Theorem 1 be generalized by modifying the expression?
- (5) What are the similarities and differences between Theorem 1 and 4 in their proofs?

Revised 31 March 2026