

# Truthful Production Uncertainty in Electricity Markets: A Two-Stage Mechanism

Shobhit Singhal, Lesia Mitridati and Licio Romao

**Abstract**—Renewable power sources have low marginal production costs, but may result in high balancing costs due to the inherent production uncertainty. Current day-ahead markets elicit only point production profiles and neglect the degree of uncertainty associated with each generating asset, preventing the market operator from accounting for balancing costs in day-ahead dispatch and ancillary service procurement. This increases total system costs and undermines market efficiency, especially in renewable-heavy power systems. To address this, we propose a new market clearing paradigm based on a two-stage mechanism, where producers report their production forecast distribution in the day-ahead stage, followed by the realized production in the real-time stage. By extending the Vickrey-Clarke-Groves (VCG) payments to the two-stage setting, we show appealing properties in terms of incentive compatibility and individual rationality. An electricity market case study validates the theoretical claims, and illustrates the effectiveness of the proposed mechanism to reduce system costs.

## I. INTRODUCTION

Due to the negative climate impact of carbon emissions from conventional energy sources, the world is moving towards cleaner sources of power, such as wind and solar energy. Power generation by such weather-dependent sources is hard to predict and cannot be fully controlled, and is therefore referred to as *non-dispatchable*. Electricity markets dispatch resources ahead of delivery time, as conventional assets require advance operational planning and market operators procure ancillary services in advance to manage potential deviations from scheduled generation. Thus, in spite of a low cost of generation relative to dispatchable assets, a non-dispatchable asset may result in high ancillary service costs due to inherent uncertainty. This highlights a tradeoff between generation cost and uncertainty, to be considered in dispatch decisions. In power systems with a high share of non-dispatchable resources, cost effective dispatch must minimize total system cost, including both generation and ancillary service costs [1]. Current electricity markets do not consider this tradeoff and optimize only for generation costs.

To address this, previous works consider a two-stage stochastic dispatch problem, where the market operator optimizes for the expected system cost including generation costs of producers, and ancillary service procurement and expected activation costs [2], [3]. The day-ahead and real-time prices are given by the dual variable of the respective power balance constraints. The resulting mechanism is revenue adequate and recovers producers' cost, in expectation, and produces

a consistent day-ahead price equal to the expected real-time price [4], while [5] extends the mechanism to satisfy revenue adequacy and cost recovery by scenario, albeit sacrificing cost efficiency. Since, implementing the two-stage stochastic dispatch problem can be computationally prohibitive, several authors have proposed a single-stage approximation of the two-stage stochastic ideal, which also requires fewer structural changes in the current market process. For instance, authors in [6] advocate for including an operating reserve demand curve (ORDC) in the day-ahead dispatch problem, representing the expected reserve activation cost, [7] computes an optimal cap on the dispatch volume of the non-dispatchable producers, and [8] models the required amount of reserve procurement through a chance-constraint. The above works use lagrange multipliers as prices, which can be vulnerable to strategic manipulation [9]. Vickrey-Clarke-Groves (VCG) payments are widely used as a strategy-proof alternative, however, it does not guarantee revenue adequacy. For instance, [10] employs a modified version of VCG payments which minimize revenue gap.

A major assumption in previous works is the public availability of an asset's production uncertainty. While weather forecasts are widely available, the production behavior of individual assets, especially hybrid plants that combine renewables with storage or power-to-X technologies, depends on operational policies and technical constraints that are private to the asset owner, preventing a system operator to fully infer the underlying production uncertainty [11]. Current electricity markets do not elicit uncertainty information but only point production profiles. In this paper, we consider a setting where production uncertainty is reported by the market participants, shifting the responsibility of characterizing an asset's uncertainty from the system operator to the asset owners, who have better access to this information.

In this setting, we need to align incentives for truthful reporting of forecast production distribution. Authors in [12] develop a VCG inspired two-stage mechanism that incentivizes wind power producers (WPPs) to report true forecast distribution, assuming that they can not alter their realized production in the real-time stage. This assumption is not realistic, as WPPs can reduce their output. Authors in [13] propose imbalance pricing based on scoring rules that measure the deviation of production from the reported forecast distribution, which recovers the two-price imbalance scheme for point forecasts. However, it is not clear whether this pricing rule incentivizes truthful reporting.

In this paper, we address the above gaps by designing a two-stage stochastic electricity market (illustrated in Fig. 1),

The authors are with the Department of Wind and Energy Systems, Technical University of Denmark, 2800 Kgs. Lyngby, Denmark. Email: {shosi, licio, lemitri}@dtu.dk

where the market participants report production distribution in the first stage and realized production in the second stage, and the market operator optimizes for expected system cost in the first stage and system cost in the second stage based on realized production, while determining payments at both stages. Our contributions are as follows:

- 1) We introduce a two-stage stochastic mechanism for electricity markets which accounts for total system cost in dispatch and reserve procurement, with payments based on an extension of VCG to the two-stage setting.
- 2) We analytically show that the mechanism is sequentially ex-post incentive-compatible which incentivizes truthful reporting of private information at each stage, and is individually rational.
- 3) We numerically evaluate the proposed mechanism using an electricity market case study, validating our theoretical results. A key result is that producers' payments decrease with increasing production uncertainty, while no producer can gain by unilaterally misreporting their degree of uncertainty.

The paper is organized as follows. Section II introduces the two-stage stochastic market setting, while Section III describes the market operator's decision problems and Section IV defines the payment rules. Section V describes the numerical experiments, and Section VI concludes the paper.

## II. TWO-STAGE STOCHASTIC MARKET SETTING

Consider a collection of  $n$  assets participating in an electricity market with a time-ahead stage (analogous to the day-ahead market) and a real-time stage (analogous to the balancing market). For each participant  $i \in \{1, \dots, n\}$ , let  $\theta_i \in \Theta \subset \mathbb{R}^p$  denote  $p$  asset characteristics, such as power generation and cost parameters, referred to as their *type*. Current market structures require participants to report a single deterministic type at the time-ahead stage, for e.g., their production capacity. This poses a challenge for many assets that observe their type at the real-time stage and have access only to a forecast distribution at the time-ahead stage; for instance, WPPs know only probabilistic forecast of their production capacity. Formally, let  $q_i \in \mathbb{Q}$  denote a probability distribution of participant  $i$ 's type, where  $\mathbb{Q} := \Delta(\Theta)$  is the set of probability distributions over  $\Theta$ . In contrast, we envision that the market operator elicits type distributions  $q := \{q_i\}_{i=1}^n$  at the first stage, and determines first-stage decisions  $x \in \mathcal{X}$  such as dispatch and reserve procurement. Subsequently, only at the second stage, it elicits the realized types  $\theta := \{\theta_i\}_{i=1}^n$ , where for each  $i$ ,  $\theta_i \sim q_i$ , and determines second-stage decisions  $y \in \mathcal{Y}$  such as reserve activation. Moreover, each participant  $i$  receives a payment  $t_i^1$  at the first stage and  $t_i^2$  at the second stage. This leads us to define a two-stage stochastic market, inspired by [14], as follows.

*Definition 1:* A two-stage stochastic market is defined by a pair of mechanisms, where at each stage, the market operator determines a stage decision and participant payments that depend on the information revealed by the participants

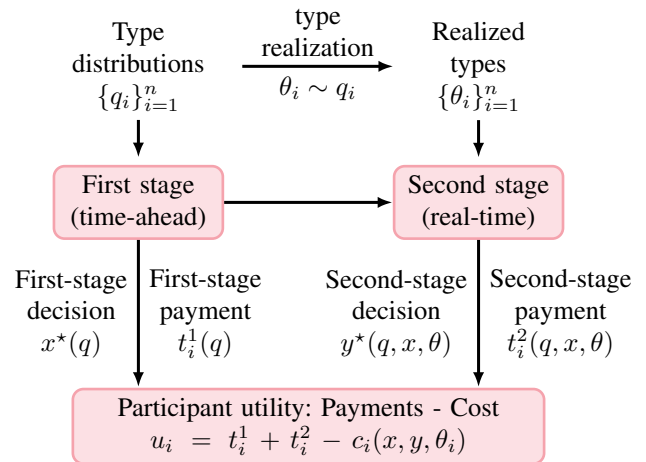


Fig. 1: The two-stage stochastic market process.

up to that stage and the previous stage decisions, as shown in Fig. 1. Specifically,

- 1) the first stage accepts type distributions  $q$  and determines a first-stage decision  $x^*(q)$ , with payments  $\{t_i^1(q)\}_{i=1}^n$  for all participants, where  $x^* : \mathbb{Q}^n \rightarrow \mathcal{X}$  and  $t_i^1 : \mathbb{Q}^n \rightarrow \mathbb{R}$  for each  $i$ , depend on the reported type distributions; and
- 2) the second stage accepts the realized types  $\theta$  and determines the second-stage decision  $y^*(q, x, \theta)$ , with payments  $\{t_i^2(q, x, \theta)\}_{i=1}^n$  for all participants, where  $y^* : \mathbb{Q}^n \times \mathcal{X} \times \Theta^n \rightarrow \mathcal{Y}$  and  $t_i^2 : \mathbb{Q}^n \times \mathcal{X} \times \Theta^n \rightarrow \mathbb{R}$  for each  $i$ , depend on the reported type distributions, the first-stage decision, and the reported types.

## III. TWO-STAGE STOCHASTIC DISPATCH PROBLEM

In this section, we define the stage decision rules  $x^*$  and  $y^*$  by describing a general two-stage stochastic dispatch problem arising in power system applications, an instance of the stochastic programming frameworks in [15], [16].

### A. General description

The goal of the market operator is to determine first- and second-stage decisions  $x \in \mathcal{X}$  and  $y \in \mathcal{Y}$ , to minimize the system cost which is given by

$$l(x, y, \theta) := c^1(x) + c^2(x, y) + \sum_{i=1}^n c_i(x, y, \theta_i), \quad (1)$$

where  $c^1 : \mathcal{X} \rightarrow \mathbb{R}$  and  $c^2 : \mathcal{X} \times \mathcal{Y} \rightarrow \mathbb{R}$  are the costs incurred by the market operator for the first- and second-stage decisions.  $c_i : \mathcal{X} \times \mathcal{Y} \times \Theta \rightarrow \mathbb{R}$  denotes the cost incurred by each participant  $i$  which depends on both the first- and second-stage decisions as well as its realized type. Due to uncertainty about participant types, the market operator minimizes expected system cost at the first stage, defining

the first-stage decision as

$$x^*(q) := \arg \min_{x \in \mathcal{X}} l^1(x, q) := c^1(x) + \mathbb{E}_{\theta \sim q} \left[ c^2(x, y^*(q, x, \theta)) + \sum_{i=1}^{|\theta|} c_i(x, y^*(q, x, \theta), \theta_i) \right] \quad (2)$$

where  $y^*$  denotes the second-stage decision rule defined below.  $|\theta|$  denotes the number of participant types contained in  $\theta$ , and  $\theta \sim q$  denotes that for each  $i$ ,  $\theta_i \sim q_i$ . At the second stage, the market operator further minimizes the system cost based on the first-stage decision and realized participant types. For a given first-stage decision  $x$ , the second-stage decision problem reads as

$$y^*(q, x, \theta) := \arg \min_{y \in \mathcal{Y}(x)} l^2(x, y, \theta) := c^2(x, y) + \sum_{i=1}^{|\theta|} c_i(x, y, \theta_i). \quad (3)$$

Note that the feasible space of the second-stage decision may be further constrained by the first-stage decision,  $\mathcal{Y}(x) \subseteq \mathcal{Y}$ .

### B. A two-stage stochastic electricity dispatch

Let us consider the market operator's problem in the context of a two-stage electricity market, where the market operator desires to procure a fixed demand  $D$  of energy from several participating producers. The type of a producer denotes characteristics like production capacity and marginal costs. We consider a cost function with three parameters,

$$c_i(x, y, \theta_i) := \begin{cases} \theta_{i,1}(\theta_{i,2} - y_i), & y_i \leq \theta_{i,2} \\ \theta_{i,3}(y_i - \theta_{i,2}), & y_i > \theta_{i,2}, \end{cases} \quad (4)$$

which models a non-dispatchable power producer with an uncertain production capacity, and ability to adjust their production at a cost. Specifically,  $\theta_{i,2}$  represents their baseline production, and  $\theta_{i,1}, \theta_{i,3}$  represent the marginal costs of down and upregulation, respectively. For a non-dispatchable producer without any storage asset, upregulation is not feasible and thus  $\theta_{i,3} = \infty$ , however, for hybrid assets like wind power with attached storage, upregulation is feasible, albeit at a cost. For the set of type distributions  $\mathbb{Q}$ , we consider a family of gaussian distributions, defined as

$$\mathbb{Q} := \{\mathcal{N}(\mu, \Sigma) \mid \mu \in \mathbb{R}^3, \Sigma \in S_+^3\}, \quad (5)$$

where  $S_+^3$  denotes the set of all  $3 \times 3$  symmetric positive semidefinite matrices. Thus, each  $q_i \in \mathbb{Q}$  corresponds to a gaussian distribution with mean  $\mu$  and covariance  $\Sigma$ .

At the first stage, the market operator elicits type distribution  $q$ , and determines three types of decisions: 1) unit dispatch decisions  $\{x_i\}_{i=1}^n \in \{0, 1\}^n$ , 2) reserve energy capacity  $x_{n+1} \in \mathbb{R}_+$ , and 3) dispatchable power  $x_{n+2} \in \mathbb{R}_+$ . Reserve energy capacity dictates the amount of reserve energy available to be activated in the second stage, and the dispatchable power is delivered without uncertainty. Let  $\alpha_1, \alpha_2$  be the marginal costs of reserve capacity and dispatchable power, respectively. Then, the first-stage decision cost is given by

$$c^1(x) := \alpha_1 x_{n+1} + \alpha_2 x_{n+2}. \quad (6)$$

In the second stage, the producers realize and report their types, and the market operator determines the volume dispatch  $\{y_i\}_{i=1}^n \in \mathbb{R}^n$ , reserve activation  $y_{n+1} \in \mathbb{R}$ , and load shedding  $y_{n+2} \in \mathbb{R}_+$ , where  $y_i$  denotes the volume to be delivered by participant  $i$ , and load shedding is the amount of unfulfilled load. Let  $\alpha_3$  and  $\alpha_4$  be the marginal costs for reserve activation and load shedding, respectively. Then, the second-stage cost is given by

$$c^2(x, y) := \alpha_3 y_{n+1} + \alpha_4 y_{n+2}. \quad (7)$$

Finally, the second stage optimizes the system cost (3), subject to system constraints, defining the feasible set for the second-stage decision as

$$\mathcal{Y}(x) := \left\{ y \in \mathbb{R}^{n+2}, y_{n+2} \geq 0 \right. \quad (8a)$$

$$D - \sum_{i=1}^n x_i y_i - x_{n+2} - y_{n+2} = y_{n+1}, \quad (8b)$$

$$\left. y_{n+1} \leq x_{n+1} \right\}, \quad (8c)$$

where (8b) determines the reserve activation required to meet residual demand after considering supply from dispatched producers, dispatchable power, and load shedding, with activation limited by the reserves procured in the first stage (8c).

## IV. PAYMENT RULE AND MARKET PROPERTIES

In competitive markets, each participant aims to maximize its utility defined as the difference between the received payments and the incurred cost:

$$u_i(\theta_i, x, y, t_i^1 + t_i^2) = t_i^1 + t_i^2 - c_i(x, y, \theta_i), \quad (9)$$

which is a function of its type, stage decisions, and payments. As discussed in the previous section, the stage decisions and payments are determined based on the participants' reported type information. Consequently, participants may misreport type information strategically to influence stage decisions and payments to maximize their utility. While such strategic behavior may maximize the participant utility, it increases total system cost due to misreporting of type information. To this end, a main challenge is to ensure that participants' reported information is truthful, thereby ensuring cost efficiency of the stage decisions.

Depending on the payment functions, the utility maximizing strategy of a participant may or may not align with truthful reporting. The property of a mechanism to incentivize truthful reporting of private information is referred to as *incentive compatibility*. For single-stage mechanisms, there are several notions of incentive compatibility in the literature, which differ in the extent of knowledge a participant needs about the others' types for truthful reporting to be optimal [9]. For instance, the strongest notion is dominant strategy incentive-compatible (DSIC), where truth telling is optimal irrespective of others' strategy, while in an ex-post incentive-compatible mechanism, truth telling is optimal when others also report truth.

For the two-stage market setting, we need a sequential generalization of these classical solution concepts, since the

payment structure needs to align incentive at each stage, i.e. incentive to report the true type distribution in the first stage as well as to report the true realized type in the second stage. Consider *sequential ex-post incentive compatibility* [14], where truth telling is optimal at each stage of the mechanism, when others tell truth. Specifically, a participant

- 1) cannot improve its expected utility by misreporting type distribution in the first stage, given that other participants report truthfully; and
- 2) cannot improve its utility by misreporting its realized type in the second stage, given that other participants report truthfully.

Note that DSIC is not achievable in the two-stage stochastic market setting [14]. Incentive compatibility renders truth telling an optimal strategy, however, the utility received by a participant on truthful reporting may still be negative, which discourages market participation altogether. *Individual rationality* refers to the market property where each participant is guaranteed a non-negative utility, meaning that a participant is always better off participating than not. In the two-stage setting, we consider a mechanism to be individually rational in expectation, if the expected utility at first stage is non-negative. This is a weaker notion in contrast to scenario-wise individual rationality, where utility is guaranteed to be non-negative in for each type realization. VCG payments are DSIC and individually rational in the single-stage setting, motivating their extension to the two-stage setting.

*Definition 2 (VCG payments):* Consider a single-stage system cost minimization problem

$$f(\theta) \in \arg \min_{y \in \mathcal{Y}} l(y, \theta) := c(y) + \sum_{i=1}^{|\theta|} c_i(y, \theta_i),$$

where  $c$  denotes the cost of market decision  $y$ , and  $\theta_i$  and  $c_i$  denote the type and cost function of participant  $i$ , respectively. Then, for each participant  $i$ , the VCG payment is

$$c_i(y, \theta_i) - l(f(\theta), \theta) + l(f(\theta_{-i}), \theta_{-i}),$$

where  $\theta_{-i} := \theta \setminus \{\theta_i\}$  and  $f(\theta_{-i})$  denotes the market decision excluding participant  $i$ .

Intuitively, the payment is a sum of the participant's cost (first term) and its marginal contribution to the system cost (last two terms). This aligns individual utility maximization problem with system cost minimization, incentivizing truthful reporting. We extend the VCG payments to the two-stage setting by defining stage payments as follows. Consider the first-stage payment function:

$$t_i^1(q) = -c^1(x) + c^1(x_{-i}), \quad (10)$$

where  $x = x^*(q)$ ,  $x_{-i} = x^*(q_{-i})$  are the optimal first-stage decisions with and without participant  $i$ , where  $q_{-i} = q \setminus \{q_i\}$  denotes the set of other participants' reported type distributions. The first-stage payment is equal to the decrease in the first-stage decision cost due to participant  $i$ . Further, consider the second-stage payment function

$$t_i^2(q, x, \theta) = c_i(x, y, \theta_i) - l^2(x, y, \theta) + l^2(x_{-i}, y_{-i}, \theta_{-i}), \quad (11)$$

where  $y = y^*(q, x, \theta)$  denotes the optimal second-stage decision, given the first-stage decision and the reported types, and  $y_{-i} = y^*(q_{-i}, x_{-i}, \theta_{-i})$  denotes the optimal second-stage decision without participant  $i$ , where  $\theta_{-i} = \theta \setminus \{\theta_i\}$  denotes the set of other participants' reported types. The payment is a sum of the participant cost (first term), and its marginal contribution to second stage system cost (last two terms).

*Theorem 1:* Consider the two-stage stochastic market mechanism in Definition 1, with stage decisions given by Eqs. (2), (3) and payments given by Eqs. (10), (11). Then, the mechanism is

- A) sequentially ex-post incentive-compatible; and
- B) individually rational.

Moreover, incentive compatibility of reporting true type information ensures the cost efficiency of the implemented stage decisions, and hence the mechanism is efficient. The proof of the above theorem is included in the Appendix.

## V. NUMERICAL EXPERIMENT

In this section, we numerically evaluate the proposed mechanism in the context of an electricity market defined in Section III-B. The first-stage decision problem (2) is formulated as a standard two-stage stochastic program with recourse decisions (second-stage decisions). We use a finite sample approximation for the expected second-stage cost with a sample size of 1000, and formulate the problem as a mixed-integer linear program. Both stage problems are solved using Gurobi [17]. The computational time for solving the first-stage decision is approximately one second, while the second-stage problem requires negligible time. All the experiments are implemented in Python 3.13 and run on an Apple M3 8-core CPU with 16GB of RAM<sup>1</sup>.

We consider  $n = 5$  non-dispatchable power producers, which are characterized by uncertain production with expected volume  $\mu_i = 20$  MWh, for each  $i$ . Each producer is characterized by a distinct production variance, and down and upregulation costs. The market operator's demand is 100 MWh, and it incurs  $\alpha_1 = 10$  €/MWh for reserve procurement,  $\alpha_2 = 6$  €/MWh for dispatchable power,  $\alpha_3 = 8$  €/MWh for reserve activation, and  $\alpha_4 = 200$  €/MWh for load shedding.

Fig. 2 shows the average utility of producers when misreporting their production variance, where each producer has a different true production variance (shown in red marks). Since no producer is able to increase their utility by misreporting their variance, it validates the incentive compatibility of the mechanism.

Fig. 3 shows the impact of a producer's production uncertainty (top) and flexibility costs (bottom) on the total payment. In each case, other parameters are kept identical. The payments reduce with an increase in production uncertainty due to a higher contribution to the system cost. Further, higher flexibility costs reduce the utilization of the producer's flexibility relative to other producers, lowering its

<sup>1</sup>Code available at: <https://github.com/EMA-DTU/STEM>

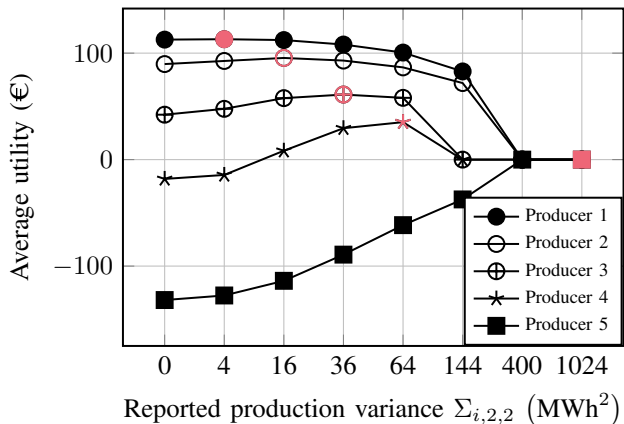


Fig. 2: Producer average utility as a function of the reported production variance; red markers indicate true variance.

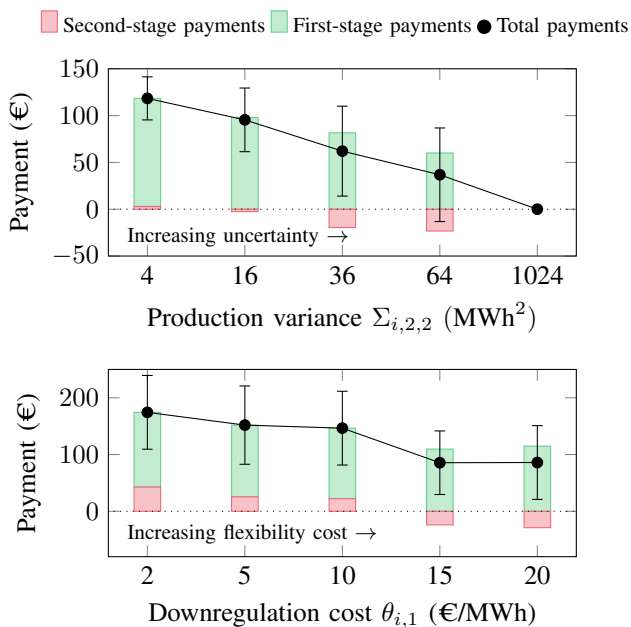


Fig. 3: Average payments to each producer at both the stages, where the error bars represent standard deviation due to uncertainty of realized production in the second stage.

contribution to system cost reduction and, consequently, its payments. These results illustrate that the pricing accounts not just for volume, but also for flexibility and uncertainty. In doing so, it generates an explicit price signal for flexible assets, generating financial incentives and facilitating their efficient integration into system operation and dispatch.

Table I compares the proposed market mechanism with a deterministic market that emulates the current market process, where producers report only the expected production and the market operator estimates production variance. We consider two cases, where the market operator overestimates ( $\Sigma_{i,2,2} = 100$ ) and underestimates ( $\Sigma_{i,2,2} = 4$ ) production variance for each producer. The producers in this study correspond to those in Fig. 3 (top). The proposed mechanism does not dispatch the fifth producer due to a high production

TABLE I: Comparison of the proposed mechanism with a deterministic mechanism emulating current market practice.

	Stochastic (proposed)	Deterministic ( $\Sigma_{i,2,2} = 100$ )	Deterministic ( $\Sigma_{i,2,2} = 4$ )
Dispatchable	19 MWh	0 MWh	0 MWh
Reserve capacity	20 MWh	35 MWh	8 MWh
Average system cost	<b>416 €</b>	1162 €	471 €

uncertainty ( $\Sigma_{5,2,2} = 1024$ ), and dispatchable power of 19 MWh is procured instead. This highlights the mechanism's effectiveness to consider the cost-uncertainty tradeoff while dispatching energy assets. In contrast, the deterministic market being unaware of producer-specific uncertainty, dispatches all the producers, and results in suboptimal first-stage decisions, increasing system cost.

In the proposed two-stage stochastic market, the operator is relieved from estimating producers' uncertainty, as this information is elicited directly. This enables differentiation across producers based on their uncertainty, efficient reserve procurement, and cost allocation according to individual contributions. These considerations highlight the value of an incentive-compatible mechanism that ensures truthful reporting, improves information accuracy, and supports efficient operational decisions.

## VI. CONCLUSION

We considered a two-stage stochastic market mechanism, which requires participants to report their asset characteristics including production forecast distribution at the first stage, and realized production at the second stage. We designed the two stage payments such that the mechanism is sequentially ex-post incentive-compatible, and individually rational. As a result, the market operator receives truthful information regarding each producer's uncertainty and flexibility characteristics, enabling efficient dispatch and reducing total system cost. Finally, we validated the proposed theoretical claims using a numerical electricity market case study, showing the effectiveness of the proposed mechanism to minimize system cost and generate incentives for participants to report their best forecast.

Two main limitations of the proposed mechanism merit further investigation; 1) the reliance on a relatively weak notion of ex-post incentive compatibility, leaving it susceptible to collusion; and 2) computational complexity of the pricing rule as the two-stage stochastic dispatch is solved  $n$  times to evaluate individual contributions for payment calculation.

## ACKNOWLEDGMENT

The authors would like to thank Spyros Chatzivasileiadis (DTU) for their valuable comments and suggestions, which significantly improved the quality of this work.

## REFERENCES

- [1] E. Bjørndal, M. Bjørndal, K. Midthun, and A. Tomasgard, "Stochastic electricity dispatch: A challenge for market design," *Energy*, vol. 150, pp. 992–1005, May 2018.
- [2] J. M. Morales, A. J. Conejo, K. Liu, and J. Zhong, "Pricing electricity in pools with wind producers," *IEEE Transactions on Power Systems*, vol. 27, pp. 1366–1376, Aug. 2012.

- [3] G. Pritchard, G. Zakeri, and A. Philpott, "A single-settlement, energy-only electric power market for unpredictable and intermittent participants," *Operations Research*, vol. 58, pp. 1210–1219, July 2010.
- [4] V. M. Zavala, K. Kibæk, M. Anitescu, and J. Birge, "A stochastic electricity market clearing formulation with consistent pricing properties," *Operations Research*, vol. 65, pp. 557–576, May 2017.
- [5] J. Kazempour, P. Pinson, and B. F. Hobbs, "A stochastic market design with revenue adequacy and cost recovery by scenario: Benefits and costs," *IEEE Transactions on Power Systems*, vol. 33, pp. 3531–3545, July 2018.
- [6] J. Mays, "Quasi-stochastic electricity markets," *INFORMS Journal on Optimization*, vol. 3, pp. 350–372, Oct. 2021.
- [7] J. M. Morales, M. Zugno, S. Pineda, and P. Pinson, "Electricity market clearing with improved scheduling of stochastic production," *European Journal of Operational Research*, vol. 235, pp. 765–774, June 2014.
- [8] Y. Dvorkin, "A chance-constrained stochastic electricity market," *IEEE Transactions on Power Systems*, vol. 35, pp. 2993–3003, July 2020.
- [9] N. Nisan, T. Roughgarden, E. Tardos, and V. V. Vazirani, *Algorithmic game theory*. Cambridge university press, 2007.
- [10] L. Exizidis, J. Kazempour, A. Papakonstantinou, P. Pinson, Z. De Grève, and F. Vallée, "Incentive-compatibility in a two-stage stochastic electricity market with high wind power penetration," *IEEE Transactions on Power Systems*, vol. 34, pp. 2846–2858, July 2019.
- [11] V. Dvorkin, J. Kazempour, and P. Pinson, "Electricity market equilibrium under information asymmetry," *Operations Research Letters*, vol. 47, pp. 521–526, Nov. 2019.
- [12] W. Tang and R. Jain, "Market mechanisms for buying random wind," *IEEE Transactions on Sustainable Energy*, vol. 6, pp. 1615–1623, Oct. 2015.
- [13] A. Papakonstantinou and P. Pinson, "Information uncertainty in electricity markets: Introducing probabilistic offers," *IEEE Transactions on Power Systems*, vol. 31, pp. 5202–5203, Nov. 2016.
- [14] S. Jeong, A. Man-Cho So, and M. Sundararajan, *Stochastic Mechanism Design*, vol. 4858, pp. 269–280. Berlin, Heidelberg: Springer Berlin Heidelberg, 2007.
- [15] A. Shapiro, D. Dentcheva, and A. Ruszczyński, *Lectures on Stochastic Programming: Modeling and Theory, Second Edition*. USA: Society for Industrial and Applied Mathematics, 2014.
- [16] D. P. Bertsekas, "Dynamic programming and stochastic control," *Mathematics in science and engineering*, vol. 125, pp. 222–293, 1976.
- [17] Gurobi Optimization, LLC, "Gurobi Optimizer Reference Manual," 2026.

## APPENDIX

### PROOF OF THEOREM 1

#### A. Sequential ex-post incentive compatibility

For sequential ex-post incentivize compatibility, we need to show incentive compatibility at each stage. We first show that the second stage payments induce a DSIC mechanism. Given second-stage payments (11), the utility maximization problem for participant  $i$  at the second stage reads as

$$\max_{\theta_i} -c_i(x, y, \theta_i) + t_i^2(q, x, \hat{\theta}) + t_i^1(q) \quad (12a)$$

$$\text{s.t. } y = y^*(q, x, \hat{\theta}), \quad (12b)$$

where  $\hat{\theta} := \{\hat{\theta}_i\}_{i=1}^n$  represents type reports from all the participants which might be different than the true types  $\theta_i$ . The cost of the participant depends on its realized type  $\theta_i$ , while the payment and the second-stage decision depend on the reported type. Expanding, and eliminating terms independent of the second-stage report  $\hat{\theta}_i$ , we get

$$\max_{\theta_i} -c_i(x, y, \theta_i) - c^2(x, y) - \sum_{j \neq i}^n c_j(x, y, \hat{\theta}_j) \quad (13a)$$

$$\text{s.t. } y = y^*(q, x, \hat{\theta}) \quad (13b)$$

Note that (13a) is equal to  $-l^2(x, y, \{\hat{\theta}_{-i}, \theta_i\})$ . Since  $y^*(q, x, \{\hat{\theta}_{-i}, \theta_i\})$  is a minimizer of  $l^2(x, \cdot, \{\hat{\theta}_{-i}, \theta_i\})$ , and  $y^*(q, x, \theta) \in \mathcal{Y}(x)$  (i.e., a feasible solution of (3)),  $\theta_i = \theta_i$  is an optimal report. Note that, truthful reporting remains optimal irrespective of the other participants' reports  $\hat{\theta}_{-i}$ , achieving a stronger notion of DSIC in second stage.

Now, given the first-stage payments (10), the expected utility for participant  $i$  at first stage is given by

$$\max_{\tilde{q}_i} t_i^1(\tilde{q}) + \mathbb{E}_{\theta \sim q} [t_i^2(\tilde{q}, x, \theta) - c_i(x, y_\theta, \theta_i)] \quad (14a)$$

$$\text{s.t. } x = x^*(\tilde{q}) \quad (14b)$$

$$y_\theta = y^*(q, x, \theta), \quad \forall \theta \in \Theta^n, \quad (14c)$$

where  $\tilde{q} := \{q_{-i}, \hat{q}_i\}$  represents a false report from participant  $i$  but true reports of other participants. The payments and the first-stage decision depend on the reported type distribution, while the types in second stage are realized according to the true type distributions. Due to the incentive-compatibility of the second stage, the second-stage payment depends on the true realized type. Expanding the payments and eliminating terms that are independent of  $\hat{q}_i$ , we get

$$\max_{\hat{q}_i} -c^1(x) - \mathbb{E}_{\theta \sim q} [l^2(x, y_\theta, \theta)] \quad (15a)$$

$$\text{s.t. } x = x^*(\hat{q}) \quad (15b)$$

$$y_\theta = y^*(q, x, \theta), \quad \forall \theta \in \Theta^n \quad (15c)$$

Note that (15a) is equal to  $-l^1(x, q)$ . Since,  $x^*(q)$  is a minimizer of  $l^1(\cdot, q)$ , and  $x^*(\hat{q}) \in \mathcal{X}$ ,  $\hat{q}_i = q_i$  is an optimal report. Due to the above two results, truth telling when other participants report truth is an equilibrium strategy. Thus, the proposed mechanism is sequentially ex-post incentive-compatible.

#### B. Individual rationality

Now, we show that each participant's expected utility at the first stage is non-negative. For the given payments, the expected utility at the first stage for participant  $i$  is given by:

$$\mathbb{E}_{\theta \sim q} [t_i^1(q) + t_i^2(q, x, \theta) - c_i(x, y, \theta_i)] \quad (16)$$

Expanding the terms, we get

$$\mathbb{E}_{\theta \sim q} \left[ c^1(x_{-i}) - c^1(x) + l^2(x_{-i}, y_{-i}, \theta_{-i}) - l^2(x, y, \theta) + c_i(x, y, \theta_i) - c_i(x, y, \theta_i) \right], \quad (17)$$

where  $x_{-i} = x^*(q_{-i})$ ,  $y_{-i} = y^*(q_{-i}, x_{-i}, \theta_{-i})$ . Simplifying further, we get

$$\mathbb{E}_{\theta \sim q} [l^1(x_{-i}, q_{-i}) - l^1(x, q)]. \quad (18)$$

Since,  $l^1(x_{-i}, q_{-i}) = l^1(x_{-i}, q)$ , where  $x_{-i}$  represents the optimal first-stage decision when the dispatch for participant  $i$  is zero, and  $x = x^*(q)$  is a minimizer of  $l^1(\cdot, q)$ ,  $l^1(x, q) \leq l^1(x_{-i}, q_{-i})$ . Thus, the expected utility is non-negative.