

Contextualizing Sink Knowledge for Java Vulnerability Discovery

Fabian Fleischer^{†*} Cen Zhang^{†*} Joonun Jang[‡] Jeongin Cho[‡]

Meng Xu[§] Taesoo Kim^{†‡}

[†]Georgia Institute of Technology [‡]Samsung Research [§]University of Waterloo
fleischer@gatech.edu, blbllhy@gmail.com, joonun.jang@gmail.com,
potress7@gmail.com, meng.xu.cs@uwaterloo.ca, taesoo@gatech.edu

Abstract—Java applications are prone to vulnerabilities stemming from the insecure use of security-sensitive APIs, such as file operations enabling path traversal or deserialization routines allowing remote code execution. These sink APIs encode critical information for vulnerability discovery: the program-specific constraints required to reach them and the exploitation conditions necessary to trigger security flaws. Despite this, existing fuzzers largely overlook such vulnerability-specific knowledge, limiting their effectiveness.

We present GONDAR, a sink-centric fuzzing framework that systematically leverages sink API semantics for targeted vulnerability discovery. GONDAR first identifies reachable and exploitable sink call sites through CWE-specific scanning combined with LLM-assisted static filtering. It then deploys two specialized agents that work collaboratively with a coverage-guided fuzzer: an exploration agent generates inputs to reach target call sites by iteratively solving path constraints, while an exploitation agent synthesizes proof-of-concept exploits by reasoning about and satisfying vulnerability-triggering conditions. The agents and fuzzer continuously exchange seeds and runtime feedback, complementing each other. We evaluated GONDAR on real-world Java benchmarks, where it discovers four times more vulnerabilities than Jazzer, the state-of-the-art Java fuzzer. Notably, GONDAR also demonstrated strong performance in the DARPA AI Cyber Challenge, and is integrated into OSS-CRS, a sandbox project in The Linux Foundation’s OpenSSF, to improve the security of open-source software.

1. Introduction

Java applications power critical enterprise infrastructure worldwide, from banking systems and healthcare platforms to e-commerce services and cloud computing. However, this widespread adoption makes Java vulnerabilities particularly impactful. The 2021 Log4Shell vulnerability in Apache Log4j, for example, affected hundreds of millions of devices and was characterized by CISA as one of the most serious security incidents in recent history [1]. Many such vulnerabilities manifest at security-sensitive API call sites, known as sinks, where untrusted inputs can trigger unsafe operations. For instance, a command injection vul-

nerability occurs when user-controlled input flows to a system command execution API like `Runtime.exec()` without proper sanitization, allowing attackers to execute arbitrary commands on the server.

Effectively discovering these vulnerabilities requires extracting and utilizing sink-specific knowledge, the contextual information surrounding each sink that determines both reachability and exploitability. This knowledge spans multiple dimensions: program context captures how execution reaches the sink through control flow paths, input validation logic, and data dependencies; API semantics defines what constitutes unsafe usage in terms of parameter constraints, argument types, and behavioral specifications; and vulnerability characteristics specify exploitation conditions including CWE-specific requirements and sanitizer triggers. Turning this multi-faceted sink knowledge into actionable and automated testing strategies demands both structural and semantic understanding of program behavior.

Existing dynamic testing approaches fall short in systematically leveraging sink knowledge. Coverage-guided fuzzers such as Jazzer [2] and JQF [3] inherit their design from C/C++ memory corruption testing, treating all code paths equally without prioritizing security-sensitive sinks. CWE-specific approaches address individual vulnerability types through specialized, target-particular techniques [4], [5], [6], [7], [8], [9], where cross-CWE generalization is a secondary consideration by design. While some works have proposed general fuzzing frameworks with sink-awareness, such as WDFuzz [10], Witcher [11], Atropos [12], and Predator [13], these approaches rely solely on traditional program analysis techniques like taint tracking and directed scheduling, which limits the sink knowledge that can be effectively utilized.

In short, there remains a need for a general and scalable approach that systematically leverages both structural and semantic sink knowledge to identify, reach, and exploit security-sensitive sinks across a diverse and growing set of vulnerability types in Java programs.

To address this gap, we present GONDAR, a sink-centric fuzzing framework that addresses this challenge through collaborative integration of LLMs’ semantic reasoning, program analysis’ structural understanding, and fuzzing’s dynamic exploration. GONDAR decomposes sink-based vulnerability discovery into the two sub-tasks of reachability

* These authors contributed equally to this work.

and exploitability, and designs agents with task-specific LLM reasoning strategies for each, while treating agents and fuzzer as mutually beneficial collaborators rather than independent tools. Given a Java program and a CWE category of interest, GONDAR orchestrates three core components. First, a sink detection component identifies high-potential sinks within the target program by extracting candidates from CodeQL’s CWE-specific sink database [14] and refining them through multi-dimensional filtering: validity checks eliminate sinks with constant arguments or in test code, reachability analysis filters unreachable locations, and LLM-based exploitability assessment focuses efforts on truly vulnerable targets. Second, a sink exploration agent generates inputs to reach identified sinks. The agent operates on the insight that call paths from program entry to sink naturally encode the fundamental reachability constraints. By examining code context along these paths, the agent reasons about input format requirements, branching conditions, and API semantics to synthesize inputs that progressively satisfy path constraints. Third, a sink exploitation agent receives sink-reaching inputs from the fuzzer and develops proof-of-concept exploits. These inputs provide concrete execution context, such as stack traces, program state, and target sink exploitation specifics, that ground the agent’s reasoning in actual exploit development issues rather than hypothetical scenarios. The agent iteratively refines exploit attempts based on execution feedback, leveraging vulnerability-specific knowledge to satisfy sanitizer conditions. Throughout the fuzzing campaign, these agents operate concurrently with the fuzzer, exchanging information bidirectionally: agent-generated inputs enrich the fuzzer’s corpus for mutation-based exploration, while fuzzer-discovered sink-reaching inputs provide concrete starting points for exploitation. Eventually, the fuzzer reports any successful vulnerability discovery as sanitizer violations. This collaborative pipeline enables GONDAR to systematically leverage sink knowledge across diverse vulnerability types.

We evaluate GONDAR on a new benchmark comprising 54 vulnerabilities across 22 projects spanning 12 CWE types. GONDAR significantly outperforms the state-of-the-art Java fuzzer Jazzer, exploiting 41 vulnerabilities compared to Jazzer’s eight (a 4× improvement) and reaching 46 vulnerabilities versus 26 (a 77% improvement). Ablation studies confirm that both sink exploration and exploitation agents are critical: disabling exploration reduces reached vulnerabilities by 31%, while disabling exploitation cuts exploited vulnerabilities by 51%. Furthermore, the synergy between fuzzing and agents proves essential, as their collaboration discovers seven additional vulnerabilities that neither approach can find independently. Notably, GONDAR achieves these results at lower cost than large-scale fuzzing (\$3,051 vs. \$3,264) while being substantially more effective. DARPA also invested tens of thousands of dollars for the AI Cyber Challenge (AIXCC) assessing GONDAR as part of Team Atlanta’s CRS during the final competition, where GONDAR discovered seven vulnerabilities in real-world projects. Following these results, the Open Source

Security Foundation (OpenSSF) reached out for collaboration, leading to GONDAR’s integration into OSS-CRS [15], a sandbox project in the OpenSSF, to continuously protect open-source software.

Contributions. Our contributions are:

- A cross-CWE sink-centric fuzzing framework that deeply integrates LLMs with fuzzing to systematically leverage sink knowledge.
- An implementation of GONDAR supporting 12 CWE types with full OSS-Fuzz compatibility.
- A benchmark of 54 vulnerabilities across 22 projects demonstrating significant improvements in vulnerability discovery ability of GONDAR.
- Large-scale assessment during the DARPA AIXCC and integration as sandbox project in the OpenSSF for broader open-source software protection.

Upon publication, we will open-source the prototype, benchmark, and evaluation results.

2. Overview

2.1. Background

Sinks and Beep Seeds. A *sink* is a program location that performs security-sensitive operations, such as executing system commands, handling file I/O, or processing network data. A *sink API* is the specific function or method call at a sink location. For a given vulnerability type, the set of sink APIs is extensible: beyond language-provided primitives like `Runtime.exec()`, third-party libraries that wrap these primitives can also serve as sink APIs. A *beep seed* is a user-controllable input that leads program execution to reach a sink. While this indicates potential vulnerability exposure, it does not necessarily trigger an exploit, as the execution may be benign.

Sink-Based Java Vulnerabilities. Many common Java vulnerabilities root in unsafe usage of sink APIs. These sink-based vulnerabilities occur when untrusted inputs can exploit the sink usage to trigger unsafe operations. This paper focuses on prevalent vulnerability types in our dataset, including command injection, SQL injection, path traversal, XML external entity (XXE) attacks, deserialization vulnerabilities, code injection, XPath injection, and server-side request forgery (SSRF), etc. While this coverage is not exhaustive, our approach generalizes to any sink-based vulnerability that can be detected through dynamic analysis.

Jazzer and Its Sanitizers. Jazzer is a coverage-guided fuzzer for Java built on libFuzzer’s foundation. It inherits libFuzzer’s mutation strategies and seed scheduling mechanisms, while adding a Java-specific layer that provides bytecode instrumentation for coverage feedback, custom mutators, and other enhancements. Beyond detecting vulnerabilities through uncaught exceptions and non-terminations, Jazzer implements sanitizers for the sink-based vulnerabilities discussed above [16]. These sanitizers hook sink APIs in Java’s standard library and provide value profile

TABLE 1: Large-scale fuzzing results showing vulnerable sinks (one per vulnerability) reached and exploited by Jazzer.

Total	Not Reached	Reached Only	Exploited
54	25 (46.3%)	21 (38.9%)	8 (14.8%)

feedback [17] to guide fuzzing toward exploitation when execution reaches these sinks.

2.2. Limitations of Coverage-Guided Fuzzing

To understand the current limitations of coverage-guided fuzzing on Java vulnerability detection, we conducted large-scale fuzzing experiments to assess Jazzer’s effectiveness on our Java vulnerability dataset.

Experiment Setup. We built a dataset containing 54 vulnerabilities across 53 fuzzing harnesses from 22 projects (detailed in §4). For each harness, we deployed 50 fuzzing instances, each running on one CPU core for 24 hours. We used Jazzer as the fuzzing engine with default settings. Input seeds were sourced from OSS-Fuzz [18] when harnesses and corpora existed there; otherwise, we started with empty seeds. The total computation budget amounted to over 7.2 CPU-years (or 63,600 CPU-hours).

Results and Analysis. Table 1 presents the results. Jazzer successfully exploited only 14.8% of the existing vulnerabilities, leaving substantial room for improvement. The results reveal two distinct failure modes: 46.3% of vulnerabilities were never reached, meaning the fuzzer could not generate inputs to trigger execution of their vulnerable sinks. More notably, 38.9% of vulnerabilities had their sinks reached but remained unexploited, i.e., the fuzzer failed to craft inputs that satisfy the sanitizers’ exploitation conditions. We refer to this phenomenon as the “last mile challenge.”

These results demonstrate that sink reachability and exploitability represent fundamentally distinct challenges. While Jazzer’s continuous coverage exploration enables it to discover many sinks, its value profile-based sanitizer guidance proves insufficient for bridging the gap from sink reachability to successful exploitation. This limited effectiveness stems from the semantic complexity of exploitation conditions: even with fine-grained feedback, traditional fuzzing strategies struggle to synthesize inputs that satisfy intricate sink-specific requirements.

To understand the root causes of exploitation failures, we performed deeper analysis on the reached-but-unexploited vulnerabilities. The analysis identifies three primary categories: ① *Missing instrumentation* (1/21): sinks used APIs not covered by value profile instrumentation, leaving fuzzers without exploitation guidance. ② *Insufficient feedback depth* (2/21): complex sanitizer conditions required longer input sequences than value profile mechanisms could effectively guide. ③ *Complex exploitation logic* (18/21): this represents the most common failure mode. Exploitation required reasoning about intricate conditions, multiple API interactions, or specific input formats that traditional fuzzing could not synthesize even with value profile feedback. These vul-

```

1 public void doExecCommandUtils(...) {
2
3     byte[] sha256 = DigestUtils.sha256("breakin the law");
4
5     if (containsHeader(request.getHeaderNames(),
6         ↪ "x-evil-backdoor")) { // condition 1
7         String value = request.getHeader("x-evil-backdoor");
8         byte[] providedHash = DigestUtils.sha256(value);
9         if (MessageDigest.isEqual(sha256, providedHash)) { //
10            ↪ condition 2
11                String res_match = createUtils(cmdSeq2);
12                ...
13
14            String createUtils(String cmd) throws BadCommandException {
15                if (cmd == null || cmd.trim().isEmpty()) { // condition 3
16                    throw new BadCommandException("Invalid command line");
17                }
18            }
19            String[] cmds = {cmd};
20
21            try {
22                ProcessBuilder processBuilder;
23                processBuilder = new ProcessBuilder(cmds); // sink
24                Process process = null;
25                try {
26                    process = processBuilder.start(); // cmds[0] == 'jazze'
27                    ↪ -> trigger OS cmd injection sanitizer
28                    ...
29                } catch (IOException e) {
30                    // Handle exception
31                }
32            } catch (Exception e) {
33                // Handle exception
34            }
35        }
36    }
37 }

```

Figure 1: Command injection vulnerability in Jenkins from AIXCC semifinal exemplar. The vulnerability requires satisfying multiple conditions to reach the ProcessBuilder sink (line 20) and specific input properties to trigger exploitation (line 23).

nerabilities demand semantic understanding of sink-specific exploitation requirements. For instance, constructing XML payloads that satisfy type constraints for deserialization vulnerabilities, or crafting paths that bypass sanitization for path traversal attacks.

Implications. This empirical study shows the improvement space for Java vulnerability detection and motivates us to build a system that distinctly addresses both the reachability and exploitability challenges. With that understanding, we seek the opportunities to contextualize proper sink knowledge for both sub-problems with the help of LLMs’ semantic-aware capabilities.

2.3. A Motivating Example

We illustrate the key sink knowledge that GONDAR leverages through a concrete example from the AIXCC competition’s semifinal exemplars (Figure 1).

Vulnerability Description. The vulnerability implements a backdoor enabling OS command injection through crafted HTTP requests. The `doExecCommandUtils` method (lines 1–10) checks for an HTTP header `x-evil-backdoor` whose value must match the SHA-256 hash of “breakin the law”. When both conditions hold, execution invokes `createUtils`, which constructs a `ProcessBuilder` with attacker-controlled arguments. The `ProcessBuilder` constructor at line 20 is the sink, i.e., a security-sensitive API where attacker-

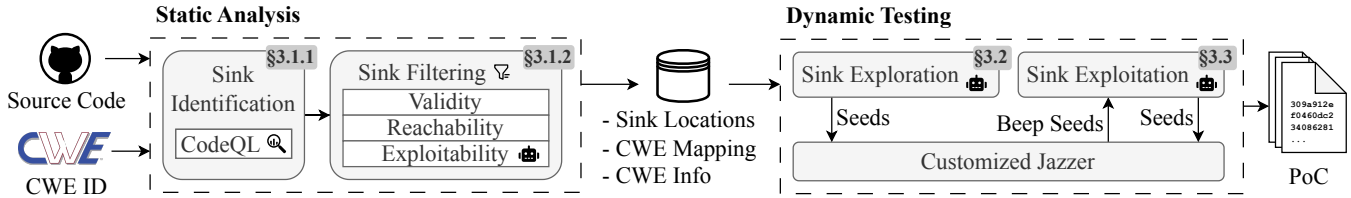


Figure 2: Overall design of GONDAR. Robot icons indicate LLM-based components.

controllable arguments enable command execution. Jazzer’s sanitizer detects exploitation when the command begins with "jazze" (line 23).

Call paths from entry to sink naturally encode fundamental reachability constraints. Reaching the sink requires satisfying multiple constraints: ① the HTTP request must contain header `x-evil-backdoor` (line 5); ② its SHA-256 hash must match "breakin the law" (line 8); and ③ the command string must be non-empty (line 12). These cryptographic and string comparison constraints are difficult for coverage-guided fuzzing to satisfy through random mutation. Our key finding is that the call path from harness entry to sink captures critical constraint information. Here, the path through `doExecCommandUtils` to `createUtils` reveals which methods must be traversed, what input properties they examine, and what conditions must hold. This suggests a call path-based LLM agent to solve reachability. The agent collects information along the call path and reasons about code structure, identifying input format and critical conditions, *e.g.*, header name and hash comparison, to synthesize satisfying inputs.

Sink-reaching inputs provide concrete context for solving exploitation challenge. Once the sink is reached, exploitation requires the command string to begin with "jazze" (line 23). Jazzer’s value profile feedback solves this simple case. However, complex requirements expose the exploitability challenge. For instance, the exploitable input may not directly map to input bytes, or additional constraints may exist. The beep seed, *i.e.*, the input that reaches the sink, provides valuable context for exploitation. It carries concrete input bytes, execution stack trace, and precise sink location. Our key idea is to provide the LLM with debugging tools and vulnerability-specific information, enabling it to reason from the beep seed and iteratively generate and debug exploit attempts. This leverages dynamic information grounded in concrete program state rather than requiring reasoning about all possible paths. The beep seed thus offers an ideal starting point for targeted exploit generation.

2.4. Overview of GONDAR

Based on these findings, we design and implement GONDAR, a collaborative framework that combines LLM-based agents with coverage-guided fuzzing for vulnerability discovery. GONDAR decomposes sink-based vulnerability discovery into reachability and exploitability sub-tasks, each handled by agents with task-specific LLM reasoning strate-

gies: exploration agents are grounded by call-path code context to solve reachability constraints, and exploitation agents are grounded by beep-seed execution traces to reason about exploitation conditions. The core design principle of GONDAR is to contextualize sink knowledge from the target project and leverage this knowledge to instruct LLMs to enhance fuzzing’s vulnerability detection capabilities. As shown in Figure 2, GONDAR uses three primary components to achieve this goal: sink detection, exploration, and exploitation.

Given a target project and a specified CWE type, GONDAR first scans and filters sinks with high exploitation potential. This process begins by using CodeQL’s sink database to collect all candidate sink call sites. GONDAR then applies multi-dimensional filtering to eliminate irrelevant candidates. This includes removing invalid sinks with constant arguments or located in test code, filtering unreachable sinks based on call graph analysis, and assessing exploitability through LLM-based contextual reasoning.

Once the sink list is determined, GONDAR’s exploration and exploitation agents launch independently and run concurrently with the fuzzer instance. The exploration agent analyzes call paths to sinks, collects relevant path constraints and code context, and iteratively generates inputs designed to reach target sinks. All generated inputs are incorporated into the fuzzer’s corpus. The exploitation agent receives sink-reaching inputs, *i.e.*, beep seeds, from the modified fuzzer runtime. For each beep seed, the agent analyzes the concrete execution context and attempts to synthesize exploits based on CWE-specific vulnerability knowledge. All exploitation outputs are likewise shared with the fuzzer. Throughout this process, agents and non-LLM techniques cooperate as mutually beneficial: agents refine CodeQL’s static results and contribute semantically grounded inputs, while the fuzzer provides brute-force exploration and beep seeds that ground the agents’ reasoning. When successful, vulnerability discoveries manifest as sanitizer violations detected by the fuzzer.

3. Methodology

This section details the design and implementation of GONDAR’s three core components introduced in §2.4. We present sink detection (§3.1), which identifies and filters candidate vulnerability locations; sink exploration (§3.2), which generates inputs to reach identified sinks; and sink ex-

ploitation (§3.3), which develops proof-of-concept exploits based on sink-reaching inputs.

3.1. Sink Detection

Given a target project and a user-specified CWE type, the sink detection component identifies high-potential sinks for subsequent dynamic analysis. This task presents two key challenges in real-world scenarios. First, we must establish a scalable approach to mapping CWE types to sink APIs, one that accommodates both the extension of sink definitions within supported CWEs and the addition of new CWE types. Second, we must filter the identified sinks to reduce noise in real-world projects, as the computational cost of downstream LLM-based analysis scales linearly with the number of candidate sinks.

3.1.1. CWE-Specific Sink API Call Site Extraction.

We address the first challenge by treating CodeQL as a comprehensive sink database. CodeQL maintains thousands of sink definitions and patterns, even including AI-generated sinks, with ongoing community-driven updates and refinements. Reusing this mature infrastructure represents a more practical choice than building a sink database from scratch or employing large-scale LLM-based code scanning.

However, directly applying CodeQL’s standard queries would undermine our objectives. These queries implement conservative taint analysis that reports sinks only when potentially malicious data flows from predefined sources, *e.g.*, network connections or user inputs. While this design prioritizes precision in traditional static analysis contexts, it introduces false negatives in our scenarios. On one hand, attacker-controlled input originates from fuzzing harnesses may not align with CodeQL’s predefined sources. On the other hand, its inherent taint analysis may miss legitimate sinks due to indirect data flows or complex transformations.

We therefore treat CodeQL mainly as a sink database and extract sink API call sites directly, skipping any filtering logic it implements. This requires rewriting CodeQL query scripts on a per-CWE basis. The rewriting complexity depends on the query structure. For queries where sink APIs are fully defined in YAML files (CodeQL’s data abstraction format) and decoupled from the query logic, we simply remove the taint-based filters to obtain all call sites. For queries where sink APIs are hardcoded within the query logic, we perform more fine-grained rewrites to extract the relevant patterns. This approach maximizes the extensibility of query scripts within each CWE while requiring only one-time engineering effort per CWE in most cases.

3.1.2. High-Potential Sink Identification. The comprehensive sink extraction approach maximizes recall but introduces substantial noise. We address the second challenge through multi-dimensional filtering that eliminates invalid, unreachable, and unexploitable sinks while preserving true vulnerabilities. The filtering pipeline applies these filters sequentially, terminating early when the number of remaining candidates falls below a manageable threshold (10 in

this manuscript, but configurable). This early termination prevents unnecessary filtering when the downstream LLM analysis cost is already affordable.

Invalid Sink Filtering. We first eliminate sinks where security-sensitive API parameters receive only constant values. Such invocations cannot be exploited through dynamic input manipulation, as the argument values remain invariant across executions. We leverage CodeQL’s taint analysis infrastructure to determine whether constant values flow to sensitive API parameters. Additionally, we exclude sinks located within test code, as these locations are not present in production deployments. We employ a conservative heuristic: filtering any sink whose class name contains `Test` or whose file path includes `/test/`. This filtering stage serves as a lightweight step using deterministic heuristics to filter out obvious false positives.

Unreachable Sink Filtering. We employ call graph analysis to identify unreachable sinks. Sinks unreachable from the fuzzing harness entry point cannot be exercised during fuzzing and can be safely eliminated. We construct a call graph from the harness entry method and retain only those sinks that appear as reachable nodes within this graph. However, call graph construction in Java faces inherent limitations due to dynamic language features such as reflection and dynamic class loading. To mitigate the risk of incorrectly filtering true positives due to call graph incompleteness, we implement a conservative fallback strategy: if reachability analysis eliminates all candidates, we revert to the results from the previous filtering stage.

Unexploitable Sink Filtering. We employ an LLM-based agent to perform contextual exploitability assessment. Determining whether a sink is unexploitable represents a complex and challenging classification problem that requires reasoning about code semantics and control flow. We leverage LLMs to statically identify sinks that can be confidently classified as non-exploitable based on their surrounding code context. The agent-based design enables flexible exploration of the codebase to gather necessary context for making informed classification decisions, rather than relying on fixed heuristics or analysis patterns.

The agent is designed with tools for autonomous codebase exploration, including capabilities to read files, navigate directories, and search for code patterns. The agent operates through a two-phase workflow. In the code exploration phase, it iteratively gathers relevant code context by examining the immediate neighborhood of the sink, analyzing data flow along the call path, and inspecting the harness implementation. It constructs a structured exploitability assessment report documenting all collected evidence and reasoning. In the decision phase, the agent reviews this report and renders a binary classification decision. A sink is classified as non-exploitable only when it identifies concrete evidence, such as constant-only data flows to sensitive parameters, invariant checks that prevent malicious values, or control flow constraints that prevent attacker-controlled data from reaching the sink.

Algorithm 1: Sink exploration agent workflow

```
1 foreach sink  $s$  in detected sinks do
2    $p \leftarrow \text{SELECTCALLPATH}(s)$ ;
3    $attempts \leftarrow 0$ ,  $feedback \leftarrow \emptyset$ ;
4   while  $attempts < \text{maxIterations}$  do
5      $input \leftarrow \text{GENERATEINPUT}(p, feedback)$ ;
6      $reached \leftarrow \text{VALIDATEINPUT}(input, s)$ ;
7     if  $reached$  then
8       break;
9      $feedback \leftarrow \text{ANALYZEPROGRESS}(input,$ 
10     $p)$ ;
10     $attempts \leftarrow attempts + 1$ ;
```

3.2. Sink Exploration

Coverage-guided fuzzing effectively explores reachable code but is limited by complex constraints such as cryptographic checks, input format requirements, or validation logic that cannot be efficiently satisfied through random mutation. The sink exploration component targets to address this challenge by leveraging LLM-based reasoning to analyze call paths and generate inputs designed to reach identified sinks. The component runs concurrently with fuzzer, contributing generated inputs to fuzzer’s corpus as seeds for mutation-based fuzzing.

Our core insight is that each call path from entry point to sink naturally encodes the essential constraints for reaching that sink. A call path is a sequence of function calls identified from the call graph. While multiple execution paths may exist from entry to sink, each call path captures the high-level structure of these executions, which is a compression of the underlying control flow. By extracting code context along the call path, an LLM agent can reason about input format requirements, critical branching conditions, and semantic constraints to synthesize inputs likely to reach the target sink.

Algorithm 1 presents our approach. For each sink, we first select a representative call path (line 2), then iteratively generate inputs guided by this path (line 5). Each generated input undergoes validation (line 6) to determine whether it successfully reaches the sink. When validation fails, we analyze reachability progress (line 9) to provide feedback on how far along the call path execution proceeded, enabling the agent to refine subsequent attempts. This iteration continues until either the sink is reached or the maximum iteration budget is exhausted.

Call Path Selection. For each sink, static analysis may identify one or more call paths from the harness entry point. To manage computational costs when dealing with numerous sinks, we select a single representative path per sink rather than attempting input generation for all paths. We apply a two-level ranking to prioritize paths. First, paths with taint-based data flow evidence rank above call graph-only paths, as taint analysis indicates that attacker-controlled input may influence the sink. Second, within each category,

Algorithm 2: Sink exploitation agent workflow

```
1 while fuzzer is running do
2    $\text{UPDATEBEEPSEEDS}()$ ;
3    $beep \leftarrow \text{SCHEDULEBEEPSEED}()$ ;
4    $attempts \leftarrow 0$ ,  $candidates \leftarrow \emptyset$ ;
5   while  $attempts < \text{maxAttempts}$  do
6      $poc \leftarrow \text{GENERATEEXPLOIT}(beep)$ ;
7      $candidates \leftarrow candidates \cup \{poc\}$ ;
8     if  $poc$  triggers sanitizer then
9       break;
10     $attempts \leftarrow attempts + 1$ ;
11   $\text{NOCOVFUZZ}(beep, candidates)$ ;
```

we prioritize shorter paths, as fewer intermediate function calls imply fewer branching conditions and thus simpler constraint satisfaction problems. The top-ranked path serves as the basis for subsequent input generation.

Input Generation. For the selected call path, the LLM agent performs function-by-function code context collection. The agent reads source code for each function along the path, gathering information about input format requirements, validation logic, branching conditions, etc. The agent then synthesizes an input designed to satisfy the path constraints. Rather than directly producing byte sequences, we require the agent to generate a Python script that constructs the input. The consideration behind this script-based approach is to leverage Python’s expressiveness for complex input generation logic, and to serve as a more explainable base for iteration when validation fails.

Input Validation. To verify whether a generated input successfully reaches the target sink, we employ debugger-based validation. We execute the input using the Java debugger (JDB), setting a breakpoint at the sink location. If execution hits the breakpoint, the input is confirmed to reach the sink and is added to Jazzer’s corpus as a beep seed candidate. If execution does not reach the sink, we proceed to reachability progress analysis.

Reachability Progress Analysis. When an input fails to reach the target sink, we provide fine-grained feedback to guide subsequent generation attempts. The debugger tracks which functions along the call path were reached during execution, identifying the deepest function node successfully entered before execution diverged from the intended path. This node-level reachability information is returned to the agent as feedback, enabling it to understand which constraints were satisfied and where execution deviated. The agent takes this feedback in its next input generation attempt.

3.3. Sink Exploitation

Exploitation is a complex task requiring deep understanding of vulnerability mechanisms and precise manipulation of program state. We address this challenge by leveraging beep seeds to provide concrete context that reduces the

complexity of LLM-based exploit generation. A beep seed provides specific input bytes that reach the sink, dynamic execution details including stack traces and program state, the expected CWE type, and the target sanitizer conditions. Rather than reasoning abstractly about all possible exploitation scenarios, we construct an agent that works from this concrete foundation to iteratively develop exploits. We create a dynamic interactive environment that enables the agent to experiment and refine attempts, similar to how human security researchers use debugging tools to develop exploits from initial sink-reaching inputs.

Algorithm 2 presents the exploitation workflow. The agent operates in a continuous loop, receiving beep seeds from the fuzzer (line 2), selecting promising candidates for exploitation attempts (line 3), and generating proof-of-concept exploits through iterative refinement (line 5). All generated candidates, whether successful or unsuccessful, feed into a specialized fuzzing stage (line 11) which aims to refine almost-working exploits into successful ones. In the end, all candidates will always be synced back to the fuzzer’s corpus for further mutation-based fuzzing.

Beep Seed Collection. The agent monitors beep seeds produced by the fuzzing component. We implement this through fuzzer customization. Specifically, we instrument all identified sinks in the target program, capturing execution details when fuzzing reaches these locations. For each distinct sink-reaching input, the fuzzer saves the input bytes, stack trace, sink location, and associated CWE type. These beep seed packages are continuously streamed to the exploitation agent throughout the fuzzing campaign.

Beep Seed Scheduling. The agent groups collected beep seeds by stack trace, treating different execution paths to the same sink as distinct groups. Scheduling prioritizes groups that have been attempted fewer times, subject to a maximum schedule limit per group (set to 1 in our experiments). Within each selected group, the agent randomly chooses the beep seed for the next exploitation attempt. This strategy ensures diverse coverage of different sink-reaching execution paths while preventing excessive resource expenditure on any single path.

Exploit Generation. For the selected beep seed, the agent receives the input file location, stack trace, and basic sink information. The agent uses file exploration tools to gather additional code context relevant to exploitation, following the stack trace to collect code surrounding each frame. Similar to the exploration agent, the agent generates a Python script that constructs the exploit input. The script is executed to test whether it triggers the sanitizer. If unsuccessful, the execution log from the most recent attempt is incorporated into the context for the next generation iteration. This feedback loop enables the agent to learn from failed attempts and refine its understanding of the exploitation constraints.

Non-Coverage-Guided Fuzzing. After the generation loop completes or reaches the attempt limit, we execute a specialized fuzzing phase using both the original beep seed and all generated candidates as the corpus. This phase addresses cases where LLM-generated answers approximate but do

not fully satisfy the exploit conditions. Traditional mutation-based fuzzing can bridge this gap. We disable coverage feedback in this stage because we do not seek exploring new coverage (note that the sink is already reached). Instead, we retain value profile feedback, which provides fine-grained guidance toward triggering the sanitizer. This focused fuzzing runs for a short duration to refine almost-working exploits into successful ones. Eventually, all generated candidates are synced back to the fuzzer’s corpus for further mutation-based fuzzing.

4. Evaluation

Implementation. We implement GONDAR as a fully dockerized system comprising 14k lines of code across sink detection (341 LoC CodeQL, 295 LoC Python), sink exploration (10,715 LoC Python, 430 LoC Java), and sink exploitation (2,481 LoC Python, plus Jazzer modifications in Java). The system uses LangChain [19] and LangGraph [20] for agent development, CodeQL in sink detection, and Joern [21] in sink exploration (CHA [22] and RTA [23] enabled in call graph construction). GONDAR is fully compatible with OSS-Fuzz projects.

For LLM interactions, we employ LiteLLM as a unified client interface with automatic retry mechanisms and client-side cost tracking. Each agent operates with a configurable iteration limit. GONDAR currently supports 12 CWE types (Table 2); additional CWE coverage requires adding its CodeQL query script and vulnerability description. Per-CWE effort is minimal: most sink extraction queries are approximately five lines of CodeQL that reuse the existing CWE-sink database while bypassing default taint filtering. The JDB-based input validation (§3) adds little overhead, with 90th/99th-percentile execution times of 6 and 19 seconds; GONDAR limits JDB usage to breakpoint-based reachability probing to minimize this cost.

Research Questions.

- **RQ1:** How does GONDAR perform compared to the state of the art?
- **RQ2:** How does each component contribute to GONDAR’s overall effectiveness?
- **RQ3:** How effective are the LLM agents within each component?
- **RQ4:** How is GONDAR perceived by industry practitioners?

Benchmark. No existing benchmark supports dynamic sink-based vulnerability discovery: JQF [3] covers only uncaught exceptions, and Iris [24] targets static analysis with 4 CWE types and no harnesses or proof-of-concept exploits. We therefore constructed a new dataset to evaluate GONDAR on realistic vulnerability scenarios. Five security researchers (5–10 years experience each) contributed 15 person-weeks to develop the benchmark using well-established open-source Java projects.

The resulting benchmark comprises 54 vulnerabilities across 22 projects, spanning 12 CWE types and reachable from 53 OSS-Fuzz-compatible harnesses (Table 3),

TABLE 2: CWE types currently supported by GONDAR.

CWE-ID	Short Name
CWE-022	Path Traversal
CWE-078	OS Command Injection
CWE-089	SQL Injection
CWE-090	LDAP Injection
CWE-094	Code Injection
CWE-117	Log Injection
CWE-470	Unsafe Reflection
CWE-502	Deserialization of Untrusted Data
CWE-611	Improper Restriction of XML External Entity Reference (XXE)
CWE-643	XPath Injection
CWE-730	Denial of Service (Regular Expression Injection)
CWE-918	Server-Side Request Forgery

TABLE 3: Dataset overview showing the projects evaluated with GONDAR, including lines of code, number of harnesses, number of vulnerabilities, and expected CWE types.

Project	LoC	#Har	#V	Expected CWEs
activemq	807	2	1	CWE-470
apache-cc	85	4	4	CWE-022, CWE-502, CWE-078, CWE-918
batik	295	2	1	CWE-918
bcel	55	2	1	CWE-022
cxfr	1,111	1	1	CWE-918
feign	54	1	1	CWE-730
fuzzy	2	2	1	CWE-643
geonetwork	1,049	2	1	CWE-078
imaging	48	4	3	CWE-078, CWE-643, CWE-730
jackson-databind	164	2	1	CWE-470
jakarta-mail-api	75	2	1	CWE-611
jenkins	503	7	14	CWE-022, CWE-078, CWE-089, CWE-090, CWE-094, CWE-117, CWE-470, CWE-502, CWE-643, CWE-730, CWE-918
kylin	394	1	1	CWE-078
oripa	999	2	1	CWE-611
pac4j	57	1	1	CWE-502
rdf4j	113	1	3	CWE-022, CWE-611
shiro	37	1	1	CWE-502
tika	261	10	10	CWE-022, CWE-078, CWE-502, CWE-611, CWE-918
widoco	46	1	1	CWE-022
xstream	80	1	2	CWE-470, CWE-611
zookeeper	190	3	3	CWE-022, CWE-502, CWE-078
ztzip	7	1	1	CWE-022
TOTAL		53	54	

LoC: Thousands of lines of code, #Har: Number of harnesses, #V: Number of vulnerabilities

providing broad coverage for evaluating generality across vulnerability classes. Researchers populated the dataset through three approaches: 19 CVE-based vulnerabilities with custom-built harnesses covering 6 CWE types, 20 vulnerabilities from DARPA AIXCC Competition [25] challenges (reused with organizer approval), and 15 manually injected synthetic vulnerabilities modeled after real-world patterns. Jenkins’ plugin architecture serves as a natural base to inject multiple vulnerabilities within a single harness. All harnesses invoke high-level API functions in conformant ways while allowing underlying vulnerabilities to be triggered. The dataset includes ground truth annotations for vulnerability locations, types, stack traces, and proof-of-concept exploits.

Evaluation Setup. We conduct all experiments on two dedicated servers: a dual AMD EPYC 9354 system (128

TABLE 4: LLM models evaluated with GONDAR.

Model	Provider	Tier	Cutoff
GPT-5	OpenAI	Flagship	Sep 2024
Gemini 2.5 Pro	Google	Flagship	Jan 2025
Sonnet 4.5	Anthropic	Flagship	Jul 2025
GPT-5-nano	OpenAI	Lightweight	May 2024
Gemini 2.5 Flash Lite	Google	Lightweight	Jan 2025
GPT-OSS-120B	OpenAI	Open-weight	Jun 2024
GLM-5	Zhipu AI	Open-weight	N/A [†]

[†] Not disclosed; model released Feb 2026

logical cores, 768 GB RAM) and a single AMD EPYC 7543 system (64 logical cores, 256 GB RAM), both running Ubuntu 24.04. Each harness runs three fuzzing instances (three cores) for 12 hours, with all configurations of each challenge executed on the same server to ensure consistent CPU specifications. We configure Jazzer to maximize vulnerability detection: 25-second timeout detection threshold, persistent execution after crash discovery, value profile instrumentation, 8 GB maximum RSS, corpus reloading every 30 seconds, and 1 MB input size limit. All remaining Jazzer settings, including default seeds and dictionaries, follow OSS-Fuzz defaults unless overridden by AIXCC challenge specifications.

We evaluate GONDAR with LLM models from major providers including open source models and conduct ablation studies with each key component disabled. LLM agents operate with default temperature settings, token limits matching context size, and a maximum of 30 loop iterations with automatic retry on transient failures. Static analysis employs a threshold of 10 candidate sinks; the exploitation kit allocates 5 minutes of coverage-feedback-free fuzzing for each generated seed.

LLM Models. We evaluate GONDAR with seven LLMs spanning three flagship models (GPT-5, Gemini 2.5 Pro, Claude Sonnet 4.5), two lightweight models (GPT-5-nano, Gemini 2.5 Flash Lite), and two open-weight models (GPT-OSS-120B, GLM-5). Table 4 lists each model’s provider and training data cutoff date; all cutoffs predate the release of our benchmark. We discuss potential model contamination in §5.

4.1. GONDAR Internals

Table 5 presents performance metrics for GONDAR’s three main components across all 22 projects when using GPT-5. We analyze each stage’s effectiveness in filtering false positives, reaching sinks, and exploiting sinks.

Sink Detection. Our CodeQL queries successfully identify all 54 vulnerabilities across the 22 projects (**CQL Sinks**, #S, Table 5), demonstrating comprehensive coverage. From an initial 8,262 potential sinks (1:152 false positive ratio), the three filtering stages eliminate 95% of false positives, yielding 383 actionable sinks (**Final**, #S, Table 5). Filtering retains 52 out of 54 expected vulnerabilities; two false negatives stem from Joern’s inability to resolve reflective calls and lambdas, a general limitation of Java static analysis. LLM cost scales with analyzed sinks, with command

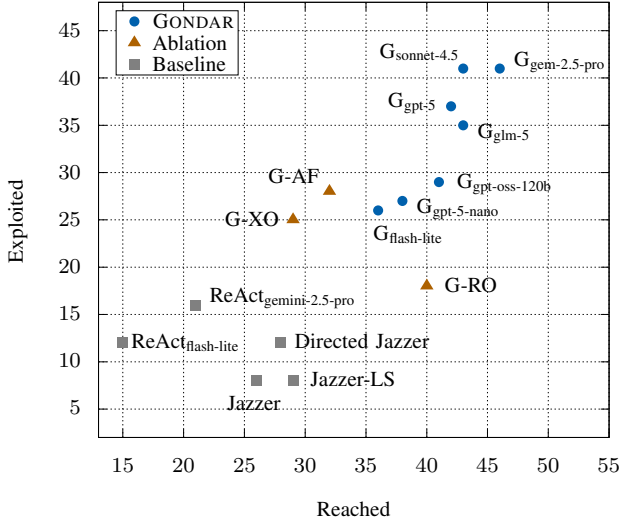


Figure 3: Coordinate diagram showing the relationship between vulnerabilities reached and exploited for different tools and configurations.

injection most expensive due to iterative payload refinement for Jazzer’s sanitizer constraints.

Sink Exploration. The exploration agent successfully reaches 33 out of 52 detected vulnerabilities (**Result, R, Table 5**), guiding fuzzing towards vulnerable sinks without prior seed inputs. Static taint analysis fails to find paths for 13 projects (**Paths, Taint in Table 5**); call graph fallback proves crucial, enabling 13 additional vulnerabilities to be reached. Six unreached vulnerabilities stem from Joern’s call graph limitations with reflective calls, not from GONDAR’s approach itself. The agent generates only 1.4 seeds per analyzed sink (518 seeds for 383 sinks), demonstrating the effectiveness of path-aware, high-quality seed generation. LLM costs total 1,369.24 USD (GPT-5), suggesting future optimization through improved path prioritization.

Sink Exploitation. The exploitation agent generates working exploits for 32 out of 42 reached vulnerabilities (**Result, E, Table 5**), achieving 76% success. The 32 successful exploits are generated from 473 analyzed seeds, after grouping them into 114 distinct contexts based on their stack trace (§3.3). LLM costs total 608.28 USD (GPT-5), averaging 20.3 USD per exploited vulnerability and 1.29 USD per analyzed seed. Seed generation is inexpensive (0.20 USD per seed); the majority of cost stems from analyzing seeds to craft exploit attempts.

4.2. RQ1: Comparison with State of the Art

Baselines. We compare GONDAR under different LLM configurations against two baseline settings of Jazzer (see Evaluation Setup), a modified version of Jazzer to support directed fuzzing, and a simple ReAct agent. The baseline configurations are:

- **Jazzer:** Off-the-shelf Jazzer

- **Jazzer-LS:** Off-the-shelf Jazzer under large resource allocation (50 cores, 24 hours)
- **Directed Jazzer:** Jazzer with directed fuzzing modification (AFLGO distance scheduling), manually configured ground truth sinkpoints
- **ReAct_{gemini-2.5-pro}/ ReAct_{flash-lite}:** ReAct LLM agent generating inputs given a sink location (no fuzzer); agent inputs are project information, vulnerable sink location, and CWE information; agent has access to source code and harness executor tool

We denote our tool as follows:

- **GONDAR_{model}:** GONDAR using the given LLM (**Table 4**)

For sink filtering, we additionally compare against two static analysis tools:

- **CodeQL:** GitHub’s semantic code analysis engine, using its built-in CWE-specific vulnerability queries
- **SpotBugs:** A widely used static bug finder for Java

Metrics and Visualization. Since the ultimate goal is the discovery of vulnerabilities, the number of vulnerabilities reached and exploited serve as our metrics of effectiveness. We present overall results in a coordinate diagram (**Figure 3**), arranging the different configurations based on reached (x-axis) and exploited (y-axis) vulnerabilities. In addition, we provide per-project details in **Figure 5** and CWE-based breakdowns using **Figure 4**, (i)-(iii) and (vii)-(xv).

Overall Performance. In terms of vulnerability detection, **Figure 3** shows that GONDAR using any LLM significantly outperforms the baseline Jazzer by exploiting at least three times as many vulnerabilities (26 vs. 8). GONDAR_{gemini-2.5-pro} achieves the best performance, reaching 46 vulnerabilities and exploiting 41, surpassing the baseline by 20 reached and 33 exploited vulnerabilities, an over 4× improvement in exploitation. Even the least effective configuration (GONDAR_{flash-lite}) significantly outperforms the baseline, reaching 38.5% more vulnerabilities and exploiting 3.25 times as many. Using flagship models, GONDAR reaches more vulnerabilities in at least 9 out of 12 CWE categories and exploits more vulnerabilities in every CWE category. These results demonstrate the clear effectiveness of GONDAR’s approach in enhancing Java vulnerability discovery over a wide range of CWE types compared to state-of-the-art fuzzing.

On the other hand, **Figure 3** also reveals that resource scaling does not solve the fundamental limitations of Java fuzzing. The large-scale baseline reaches 29 vulnerabilities and exploits 8, only marginally improving over the standard baseline (3 more reached, same exploited). This plateau demonstrates that Jazzer rapidly saturates its search space regardless of computational resources, indicating an inherent constraint in its exploration strategy. In our experiments, 50% of challenges reach 95% of their maximum coverage within 15 minutes, and 70% within 6 hours. These findings support our approach using qualitatively distinct techniques rather than quantitative resource scaling. Directed Jazzer (reaches 27, exploits 12) only slightly improves over plain

TABLE 5: Internals of GONDAR showing static analysis filtering stages and dynamic analysis details across 22 projects (GONDAR_{gpt-5}).

Project	Sink Detection									Sink Exploration						Sink Exploitation					
	CQL Sinks			Filtered Sinks			Final			Paths		Seeds		Result		Seeds			Result		
	#V	#S	LLM \$	Inv	UR	UE	#V	#S	LLM \$	Taint	CG	Gen	R	E	LLM \$	Ana	Grp	Gen	E _{LLM}	E	LLM \$
activemq	1	1	131	12	82	23	1	14	6.29	4	24	26	1	0	100.88	55	48	347	1	1	108.82
apache-cc	4	4	51	6	33	0	4	12	0.00	2	10	14	3	0	19.21	15	3	102	3	3	21.06
batik	1	1	59	30	0	0	1	29	9.33	0	0	0	0	0	0.00	71	2	209	0	1	116.68
bcel	1	1	61	29	23	0	1	9	0.00	0	14	17	1	0	25.55	37	1	190	1	1	54.17
cxfl	1	1	197	6	120	42	1	29	32.70	1	25	41	1	0	221.67	2	1	4	1	1	0.10
feign	1	1	25	23	0	0	1	2	0.00	0	1	0	0	0	0.21	0	0	0	0	0	0.00
fuzzy	1	1	1	0	0	0	1	1	0.00	0	2	1	1	0	0.47	4	2	15	1	1	2.90
geonetwork	1	1	1	0	0	0	1	1	0.00	0	2	3	0	0	1.22	0	0	0	0	0	0.00
imaging	3	3	17	13	0	0	3	4	0.00	0	0	0	0	0	0.00	0	0	0	0	0	0.00
jackson-databind	1	1	27	1	6	0	1	20	8.57	0	40	49	0	0	206.42	31	2	81	1	1	56.99
jakarta-mail-api	1	1	9	0	0	0	1	9	0.00	0	0	0	0	0	0.00	0	0	0	0	0	0.00
jenkins	14	14	4428	2655	1601	105	13	65	33.00	24	27	56	10	0	107.97	90	24	928	10	10	107.07
kylin	1	1	148	145	0	0	1	3	0.00	0	3	3	1	0	2.03	7	1	36	1	1	4.49
oripa	1	1	2	0	0	0	1	2	0.00	0	2	1	1	0	0.38	0	0	0	0	0	0.00
pac4j	1	1	1	0	0	0	1	1	0.00	1	0	2	0	0	0.48	9	3	17	0	0	10.45
rd4j	3	3	78	1	51	4	3	22	15.38	2	16	29	3	0	70.94	21	3	286	3	3	18.09
shiro	1	1	9	1	0	0	1	8	0.00	0	0	0	0	0	0.00	0	0	0	0	0	0.00
tika	10	10	2178	1427	245	319	9	111	234.22	0	104	236	7	0	534.09	84	13	454	4	4	59.50
widoco	1	1	62	18	40	0	1	4	0.00	2	2	4	1	0	2.29	10	1	113	1	1	8.27
xstream	2	2	53	21	8	4	2	20	7.08	3	14	11	1	1	36.11	19	3	166	1	1	18.22
zookeeper	3	3	459	356	97	0	3	6	0.00	3	3	4	1	0	4.66	14	6	62	1	2	16.88
ztzip	1	1	265	148	103	3	1	11	6.81	0	11	21	1	0	34.67	4	1	27	1	1	4.56
TOTAL	54	54	8262	4892	2409	500	52	383	353.39	42	300	518	33	1	1369.24	473	114	3037	30	32	608.28

CQL Sinks: Results of codeql sinks detection, **Filtered Out:** Sinks filtered out by our criteria, **Final:** Our results after filtering

#V: Number of vulnerabilities, **#S:** Number of sinks, **Inv:** Invalid sink filtering, **UR:** Unreachable sink filtering, **UE:** Unexploitable sink filtering

Taint: Taint tracking paths discovered, **CG:** Call graph paths discovered, **Gen:** Generated seeds, **R:** Reached sinks, **E:** Exploited sinks

Ana: Analyzed seeds, **Grp:** Number of groups of seeds, **E_{LLM}:** Sinks exploited by agent without fuzzer, **LLM \$:** Total LLM cost in USD

Jazzer, demonstrating that distance-based scheduling alone is insufficient without LLM-assisted reasoning. The ReAct agents (ReAct_{gemini-2.5-pro} exploits 15; ReAct_{flash-lite} exploits 12) perform comparably to Directed Jazzer (exploits 12) but far below GONDAR, confirming that problem decomposition and grounded reasoning, not raw LLM capability, drive GONDAR’s effectiveness.

Analysis by LLM. Analyzing GONDAR’s performance across different LLM models reveals slight variations in effectiveness. Cross-vendor differences among flagship models are minor (0–4 vulnerabilities), whereas the gap between flagship and lightweight models is larger (10–15 vulnerabilities), suggesting that GONDAR’s design naturally benefits from stronger LLM reasoning. While GONDAR_{gemini-2.5-pro} achieves the best overall performance, GONDAR_{sonnet-4.5} demonstrates the highest exploitation rate, successfully exploiting all but two reached vulnerabilities. Interestingly, GONDAR_{sonnet-4.5} discovers one vulnerability missed by GONDAR_{gemini-2.5-pro}; this suggests that no single model is universally optimal, and combining multiple models may further enhance effectiveness in future work.

The reason for the performance differences across models appears to stem from their varying strengths and weaknesses on different CWE types. For instance, Figure 4 shows that GONDAR_{gpt-5} has difficulties with CWE-078 (Command Injection), making it the least effective on that category, and overall. Another challenging category is CWE-502 (Deserialization of Untrusted Data), which all models have difficulty with. This is expected, as exploiting such vulnerabilities requires generating complex binary objects as inputs, which must also trigger Jazzer’s deserialization sani-

TABLE 6: Cost analysis of different GONDAR configurations.

	Sink Filtering	Sink Exploration	Sink Exploitation	Fuzzing	Total
GONDAR _{gpt-5}	\$353.39	\$1,369.24	\$608.28	\$97.92	\$2,428.83
GONDAR _{gemini-2.5-pro}	\$123.74	\$2,530.98	\$298.80	\$97.92	\$3,051.44
GONDAR _{sonnet-4.5}	\$751.93	\$804.23	\$1,265.33	\$97.92	\$2,919.41
GONDAR _{gpt-5-nano}	\$4.60	\$73.19	\$6.23	\$97.92	\$181.93
GONDAR _{flash-lite}	\$40.99	\$61.83	\$6.86	\$97.92	\$207.60
GONDAR _{gpt-oss-120b}	\$1.74	\$47.44	\$1.13	\$97.92	\$148.23
GONDAR _{glm-5}	\$19.32	\$266.17	\$8.90	\$97.92	\$392.31
Jazzer	-	-	-	\$97.92	\$97.92
Jazzer-LS	-	-	-	\$3,263.95	\$3,263.95
Directed Jazzer	-	-	-	\$97.92	\$97.92
ReAct _{gemini-2.5-pro}	-	-	\$18.61	\$97.92	\$116.53
ReAct _{flash-lite}	-	-	\$0.96	\$97.92	\$98.88

tizer. Our findings suggest that models may have difficulties reaching and exploiting vulnerabilities of certain CWE types, with GONDAR_{gemini-2.5-pro} being the overall most robust.

When analyzing the cost of different models, we find that effectiveness scales with cost in our experiments: GONDAR_{gemini-2.5-pro} incurs the highest overall costs (3,051.44 USD) while achieving the best performance, followed by GONDAR_{sonnet-4.5} (2,919.41 USD) and GONDAR_{gpt-5} (2,428.83 USD). This indicates that investing in more capable models yields better returns in vulnerability discovery.

Fuzzing Cost vs. LLM Cost. Since both large-scale fuzzing and LLM usage can incur significant costs, we analyze the cost breakdown of GONDAR’s configurations and compare them to baseline fuzzing costs (Table 6). To estimate fuzzing costs, we reference AWS pricing [26] for comparable instance types (c7a.16xlarge, 64-core AMD

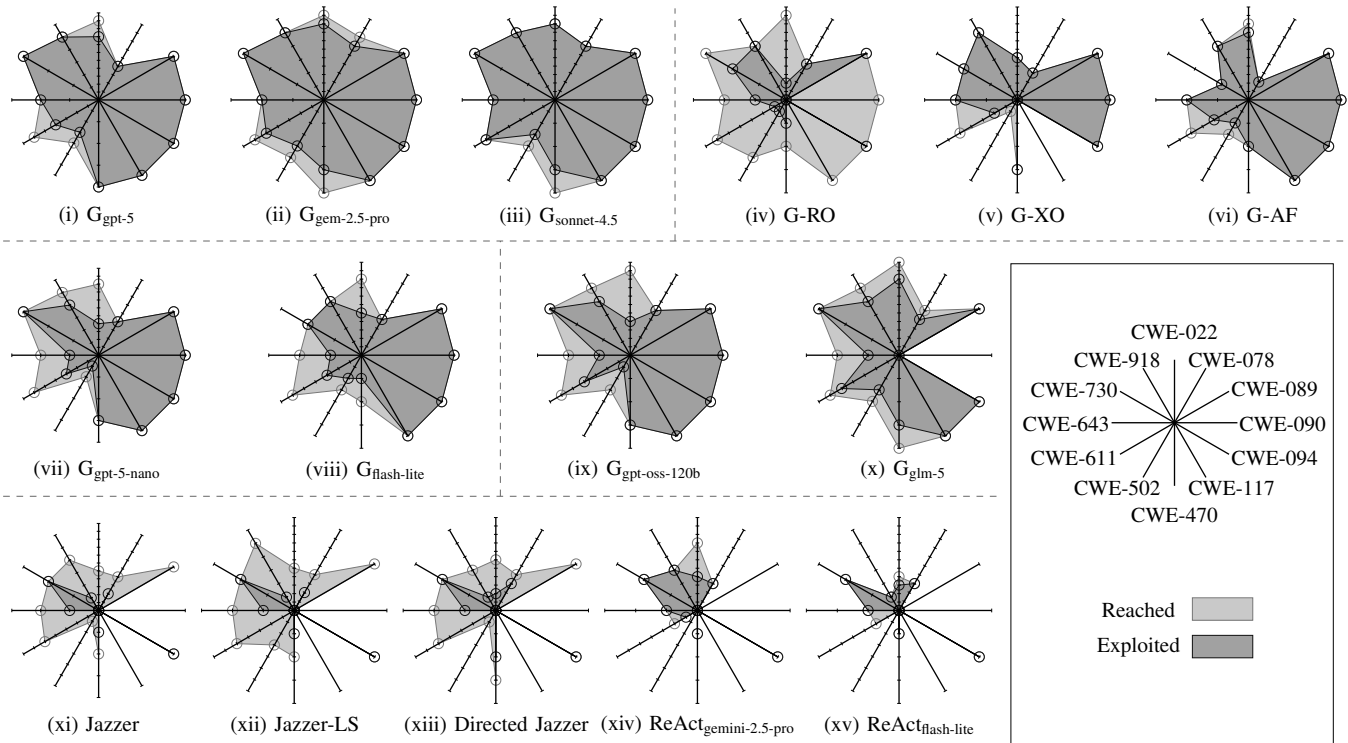


Figure 4: Spider chart showing normalized reached and exploited vulnerabilities per CWE type for baseline settings and different configurations of GONDAR. The value at each axis is calculated as the number of vulnerabilities reached/exploited divided by the total number of vulnerabilities for that CWE type.

EPYC 4th gen), which costs 3.28448USD per hour, or 0.05132USD per CPU hour. Calculating for our three-CPU, 12-hour runs (including baseline), the fuzzing cost per harness is 1.84752USD, resulting in a total fuzzing cost of 97.92USD across 53 harnesses. For the large-scale baseline with 50 CPUs and 24 hours, the fuzzing cost per harness is 61.584USD, leading to a total fuzzing cost of 3,263.95USD for all 53 harnesses. We list these fuzzing costs in [Table 6](#) for comparison with GONDAR’s LLM costs.

[Table 6](#) shows that, for flagship models, GONDAR’s LLM costs significantly exceed the fuzzing costs. For example, $GONDAR_{gpt-5}$ incurs 1,369.24USD for sink exploration and 608.28USD for sink exploitation, compared to only 97.92USD for fuzzing. However, even with high LLM costs, GONDAR remains more cost-effective than large-scale fuzzing while finding over three times more vulnerabilities, indicating that investing in LLM usage yields significantly better returns than merely scaling fuzzing resources.

Takeaway 1: GONDAR costs less than large-scale fuzzing (\$2,429–\$3,051 vs. \$3,264) while exploiting 4–5× more vulnerabilities (37–41 vs. 8).

Model Cost–Performance Trade-offs. [Table 6](#) also reveals three distinct cost tiers. Flagship models (GPT-5, Gemini-2.5-Pro, Sonnet-4.5) exploit 37–41 vulnerabilities at \$2,429–\$3,051 total, yielding \$66–\$74 per exploited vulnerability. Lightweight models (GPT-5-nano, Gemini-2.5-Flash-Lite)

solve 27/26 vulnerabilities at \$182/\$208, approximately 13×/15× cheaper than their corresponding flagships, with extra failures stemming from weaker reasoning and tool-use capabilities. Open-source models offer a compelling middle ground: GLM-5 exploits 35 vulnerabilities at only \$392 total (\$11.21 per bug), achieving within 2–6 vulnerabilities of flagship performance at roughly 8× lower cost. GPT-OSS-120b is the cheapest option at \$5.11 per bug, though it finds fewer vulnerabilities (29). These results confirm that GONDAR’s design naturally benefits from stronger LLMs but remains effective with budget-friendly alternatives, allowing practitioners to select models based on their cost–performance requirements. Costs can be further reduced through per-sink incremental analysis in CI/PR workflows, re-analyzing only sinks affected by code changes rather than the entire project.

Takeaway 2: GONDAR’s effectiveness varies with the underlying LLM: flagship models exploit 37–41 vulnerabilities versus 26–27 for lightweight models, at 12–17× higher cost.

Takeaway 3: Open-weight models achieve near-flagship effectiveness at a fraction of the cost: GLM-5 exploits 35 vulnerabilities at \$392 (8× cheaper than flagships), offering a viable option for cost-sensitive deployments or privacy-constrained environments that require locally hosted models.

Static Analysis Comparison. [Table 7](#) compares GONDAR’s static analysis pipeline against CodeQL and SpotBugs

Takeaway 4: GONDAR exploits 35 of 46 vulnerabilities that Jazzer misses by leveraging LLM semantic reasoning to satisfy complex constraints that mutation-based fuzzing cannot address.

4.3. RQ2: Component Effectiveness

Ablation Setup. We compare GONDAR with individual components disabled against the baselines and full settings, as described in the Evaluation Setup. We add the following ablation configurations to the comparison, which all use GPT-5 as the LLM:

- **GONDAR-RO:** Disabled sink exploitation agent (Reachability Only)
- **GONDAR-XO:** Disabled sink exploration agent (eXploitation Only)
- **GONDAR-AF:** Union of sink exploration and sink exploitation Agent Findings directly; sink exploitation output is taken from the GONDAR_{gpt-5} configuration

We evaluate these configurations on the same metrics for reached and exploited vulnerabilities and show results in the same diagram (Figure 3), per-vuln overview (Figure 5), and CWE-based breakdowns (Figure 4, (iv)-(vi)).

Contribution of Sink Exploration and Exploitation. Comparing GONDAR-RO and GONDAR-XO with the full GONDAR configuration shows how the sink exploration and exploitation contribute a significant number of reached and exploited vulnerabilities (Figure 5). First, disabling the sink exploration agent dramatically reduces the number of reached vulnerabilities compared to the full setting (29 vs. 42). Visually, this is reflected in a significantly smaller overall area in the spider graph of GONDAR-XO (Graph (v) in Figure 4) demonstrating the importance of the sink exploration agent. Second, disabling the sink exploitation agent (GONDAR-RO, Graph (iv) in Figure 4) substantially reduces the number of exploited vulnerabilities compared to the full setting (18 vs. 37), illustrated by a significantly smaller dark gray area compared to the full GONDAR configuration of GONDAR_{gpt-5} (Graph (i)). Overall, this demonstrates that both the sink exploration and exploitation agents are critical for reaching vulnerabilities and exploiting reached ones, respectively.

Mutual Benefits of Agent-Fuzzer Cooperation. Comparing the union of the agent-only findings and the fuzzing results (GONDAR-AF and Jazzer) with the full GONDAR configurations shows that GONDAR performs significantly better not because of the individual components alone, but due to their interplay. Figure 5 reveals that seven vulnerabilities are uniquely discovered by the combined approach and not detected by either the fuzzing baseline or the agent-only setting alone. This is because the LLM helps as an unblocker for certain paths where the fuzzer is stuck, while the fuzzer can continue to rapidly mutate inputs to finally reach or exploit a vulnerability that the agent generates a semantically close (but not sufficient) input for. These synergy-only vulnerabilities validate GONDAR’s cooperative design: agents contribute semantically grounded inputs that the

fuzzer refines through mutation, while the fuzzer provides deep seeds that ground the agents’ exploitation reasoning. The combination of LLM agents and fuzzing significantly outperforms the union of their individual findings.

Takeaway 5: Agent-fuzzer cooperation discovers 9 vulnerabilities that neither component finds alone, confirming that GONDAR’s synergistic design outperforms the sum of its parts.

Case study: CWE-022 (Path Traversal). This vulnerability class exemplifies how Jazzer and the LLM agents work together. Analysis of the spider graphs from our ablation study (Figure 4) yields three key findings.

First, the GONDAR-RO results highlight the challenges of exploiting certain vulnerabilities even after reaching them. Compared to the full GONDAR configurations, GONDAR-RO exploits significantly fewer path traversals (2 vs. 8). We investigate these cases in detail and find that many require structured inputs (e.g., valid file formats) to trigger Jazzer’s sanitizers. For example, the BCEL vulnerability requires a valid Java class file as input, while the Widoco and ZTZIP vulnerabilities require valid ZIP files. Similarly, the Jenkins path traversal vulnerability necessitates constructing a specific program state, which depends on structured inputs as well. When Jazzer mutates these inputs, it often breaks the required structure, preventing it from reaching the sink with the mutated inputs. This demonstrates the last-mile challenge of exploitation and underscores the importance of the exploitation agent.

Second, the GONDAR-XO results in Figure 4 emphasize the critical role of the sink exploration agent in reaching certain vulnerabilities. Compared to the full GONDAR configurations, GONDAR-XO reaches significantly fewer path traversals (5 vs. 10), and consequently only exploits those five. Investigating these cases, we find that GONDAR-XO has difficulty reaching the same vulnerabilities that GONDAR-RO fails to exploit. However, this time, Jazzer is not even able to reach the sinks with its mutations, since it fails to craft the required structured inputs (e.g., valid file formats or program states). This further demonstrates the limitations of Jazzer’s mutation strategy in reaching complex vulnerabilities, highlighting the importance of the exploration agent in reaching these challenging sinks.

4.4. RQ3: Agent Analysis

We analyze LLM agent performance across seven models for each stage: classification accuracy for sink filtering, iteration efficiency for sink exploration, and exploit synthesis success rates for sink exploitation.

Sink Filtering. Table 8 reports the classification effectiveness of the sink filtering agent for each model. Any configuration achieves over 96% recall (50–52 of 52 exploitable sinks retained), confirming that the filter preserves nearly all true vulnerabilities. We designed the filter for high recall, conservatively retaining ambiguous cases and delegating further validation to downstream dynamic components. The bounded task scope of harness reachability and sink specifics

TABLE 8: Sink filtering agent effectiveness across models.

Model	TP	FP	FN	TN	Cost	Prec	Recall	F1	Spec
G _{gpt-5}	52	331	0	578	\$353.39	13.6%	100.0%	23.9%	63.6%
G _{gem-2.5-pro}	50	308	2	601	\$123.74	14.0%	96.2%	24.4%	66.1%
G _{sonnet-4.5}	51	304	1	605	\$751.93	14.4%	98.1%	25.1%	66.6%
G _{gpt-5-nano}	51	413	1	496	\$4.60	11.0%	98.1%	19.8%	54.6%
G _{flash-lite}	51	273	1	636	\$40.99	15.7%	98.1%	27.1%	70.0%
G _{gpt-oss-120b}	52	692	0	217	\$1.74	7.0%	100.0%	13.1%	23.9%
G _{glm-5}	51	309	1	600	\$19.32	14.2%	98.1%	24.8%	66.0%

TP/FP/FN/TN: True/False Positives/Negatives out of 52 exploitable and 909 non-exploitable sinks

Prec: Precision, **Spec:** Specificity

TABLE 9: Exploration agent: inputs generated per call-path.

Model	Reached			Not Reached		
	1	2	3+	1	2	3+
G _{gpt-5}	42	4	1	0	23	18
G _{gem-2.5-pro}	48	4	1	0	2	33
G _{sonnet-4.5}	44	3	0	0	1	40
G _{gpt-5-nano}	32	2	0	0	17	37
G _{flash-lite}	28	7	0	0	10	43
G _{gpt-oss-120b}	35	6	0	0	5	42
G _{glm-5}	32	11	1	0	32	12

Number of inputs generated before the agent solved or failed each call-path (88 total)

Reached/Not Reached: whether a generated input reached the target sink

reduces classification complexity, enabling LLMs to achieve this high recall in practice. Each configuration removes 217–603 non-exploitable sinks, substantially reducing the search space. The rare false negatives stem from incomplete data-flow collection (four models on one sink) or misunderstood variable controllability (Gemini-2.5-Pro on another) in tika.

Takeaway 6: LLM-based sink filtering retains >96% of exploitable sinks while removing 56–68% of all sinks, substantially reducing the downstream search space at minimal miss rate.

Sink Exploration. Table 9 shows the number of inputs generated per call-path by the exploration agent. Most call-paths are solved with the first generated input (35.6% for Gemini-2.5-Flash-Lite, 69.5% for Gemini-2.5-Pro), with the flagship model solving 70.7% of call-paths versus 43.1% for the lightweight variant. Most failure cases stall after 3+ generated inputs (47.5%/27.1% for Flash-Lite/Pro). Manually classifying the attempts of G_{gem-2.5-pro} reveals that among the 53 solved challenges, constraints are resolved through localized code context (24 direct references, 6 local semantics) and common-sense knowledge (19 well-known input formats, 4 base class instantiations). Among the 35 unsolved challenges, static analysis barriers dominate: indirect calls (20), variable references (3), class resolution (3), and inter-procedural path dependencies (2), with complex input formats accounting for the remainder (XML 2, FuzzedDataProvider 5).

Sink Exploitation. Table 10 shows the number of inputs generated per exploitation attempt by the exploitation agent, along with input diversity and success rates. Flagship models solve 13–34% of attempts with the first generated input, while approximately 50% require five or more inputs, re-

TABLE 10: Exploitation agent: inputs generated per exploitation attempt.

Model	Beepseed		Path		Inputs Generated (Vulns)				Fail	Succ
	Avg	P90	Avg	P90	1	2–4	5+	NoCov		
G _{gpt-5}	4.6	10.6	3.3	9.0	29 (20)	14 (6)	7 (2)	36 (4)	43 (20)	61%
G _{gem-2.5-pro}	3.7	6.8	2.1	3.0	16 (12)	13 (4)	6 (3)	22 (9)	44 (12)	70%
G _{sonnet-4.5}	4.1	12.4	2.9	10.6	11 (8)	19 (7)	20 (11)	35 (5)	41 (20)	61%
G _{gpt-5-nano}	5.9	23.5	3.6	18.4	7 (6)	7 (6)	6 (5)	30 (7)	71 (27)	47%
G _{flash-lite}	4.7	10.8	2.4	6.6	4 (4)	4 (2)	1 (1)	30 (8)	79 (36)	29%
G _{gpt-oss-120b}	4.8	6.7	2.6	3.7	14 (13)	3 (3)	1 (1)	17 (5)	127 (18)	55%
G _{glm-5}	5.6	8.0	2.7	3.0	7 (7)	2 (2)	0 (0)	7 (5)	195 (25)	36%

Beepseed/Path: number of beepseeds/paths per sinkpoint, **Avg:** average, **P90:** 90th percentile

NoCov: No-coverage fuzzing solves (Alg. 2, line 11), **Succ:** overall success rate

flecting the inherent difficulty of multi-step exploit synthesis. Exploitation effectiveness depends on beepseed quality, as different sink-reaching paths present different constraint complexities. GONDAR mitigates this dependency through two mechanisms. First, stacktrace-based scheduling groups beepseeds by their distinct stacktraces and distributes attempts evenly across groups, ensuring diverse path coverage; each vulnerability receives on average 2.1–3.6 distinct stacktraces. Second, the No-Coverage Fuzz step exploits 38–77% of the cases where the agent itself failed, as agents often produce near-solutions that the coverage-free fuzzing step converts into actual exploits. Flagship models achieve 61–70% success rates, significantly outperforming lightweight counterparts at 29–47%. We categorized the inputs generated by G_{gem-2.5-pro} and G_{flash-lite}: Among 97 inputs that led to exploits, the dominant failure modes that agents overcome are input grammar violations (37), script coding errors (22), unsatisfied sanitizer conditions (14), wrong exploit vectors (10), wrong path-traversal payloads (9), and incomplete exploit chains (5); The 182 failed attempts are dominated by complex input formats (serialized 55, project-specific 43, bytecode 15, and nested formats 9) and unsatisfied sanitizer conditions for deserialization (22), XPath injection (15), SSRF (10), and others (13).

Takeaway 7: Iterative input generation is essential: only 10–43% of exploitation attempts succeed with the first input, yet flagship models achieve 61–70% overall success through multi-round refinement and no-coverage fuzzing.

4.5. RQ4: Industry Validation and Adoption

Large-Scale Third-Party Assessment. The DARPA AI Cyber Challenge (AIXCC) [25] independently validates GONDAR’s real-world effectiveness. DARPA and its contractors designed the challenges, ran the evaluation, and judged the results, investing tens of thousands of dollars in computational resources; no team had prior access to the challenges. We deployed GONDAR as a major part of Team Atlanta’s CRS during the AIXCC final competition, where autonomous systems were evaluated on real-world open-source Java projects with DARPA-injected vulnerabilities. GONDAR discovered seven synthetic, sink-based vulnerabilities injected by DARPA across three CWE categories:

four path traversal (CWE-022), two OS command injection (CWE-078), and one remote JNDI lookup (CWE-074). In addition, GONDAR found three zero-day vulnerabilities in Hertzbeat, Healthcare-Data-Harmonization, and PDFBox. The techniques presented in this paper formed a major part of the Java vulnerability discovery module (Atlantis-Java) in Team Atlanta’s first-place CRS [27], which contributed the majority of Java vulnerability discoveries in the competition. These results independently confirm that GONDAR’s sink-centric approach is effective on real-world software beyond our benchmark.

OpenSSF Collaboration. Following Team Atlanta’s first-place finish, the OpenSSF reached out to collaborate on applying the team’s CRS to secure open-source software at scale. This led to OSS-CRS [15], a sandbox project in the OpenSSF with dedicated funding and staff, into which Team Atlanta’s CRS is integrated for analyzing open-source projects. As the Java vulnerability discovery module within this CRS, GONDAR has already found a zero-day path traversal vulnerability in a common Java database implementation, which the maintainer has confirmed and is patching. This collaboration represents a significant step toward continuous, automated security testing for the open-source ecosystem, leveraging GONDAR’s cross-CWE capabilities to protect critical software infrastructure.

5. Discussion

Fuzzing Harness as Program Entrypoint. Like other fuzzing-based approaches, GONDAR requires fuzzing harnesses to serve as program entry points for both dynamic and static analysis components, aligning with standard fuzzing practice. This means a functional harness must reach the target sink’s enclosing method, just like any dynamic proof-of-vulnerability generation approach including Jazzer; if a harness covers limited code, GONDAR will miss vulnerabilities in the unreachable portions. However, GONDAR’s full compatibility with the OSS-Fuzz project format mitigates this limitation: it can leverage all existing harnesses developed by the open-source community and, since GONDAR is orthogonal to automatic harness generation techniques such as OSS-Fuzz-Gen [28], it can directly benefit from them to broaden coverage to projects that currently lack manual harnesses. Moreover, the harness-based approach brings a key benefit: GONDAR generates truly exploitable, verifiable proof-of-concept inputs rather than theoretical vulnerability reports.

Extending to Other CWEs and Languages. GONDAR’s framework is designed with cross-CWE generality in mind, minimizing the effort required to support new sink-based vulnerability types. The sink detection component achieves this through a naturally extensible design that maximizes reuse of CodeQL’s sink database, query scripts, and infrastructure. When adding support for a new CWE type, the core framework remains unchanged; only three specific artifacts require updates: the CWE-to-sink mapping query script in

CodeQL, and the CWE-specific descriptive text in both the exploration and exploitation agents.

Beyond CWE extensibility, our approach can theoretically extend to other programming languages such as C/C++, Python, and Go. However, such extensions would require language-specific adaptations. The primary requirement is modifying the coverage-guided fuzzer for the target language to support beep seed collection. Additionally, each language can present unique static/dynamic analysis challenges in Joern or CodeQL settings or debugger integration. While these challenges are non-trivial, they present language-specific engineering efforts rather than fundamental limitations of GONDAR’s design.

Incorporating Advanced CWE-Specific Techniques. The current GONDAR implementation deliberately avoids CWE-specific optimization techniques, instead focusing on general-purpose agent capabilities that work across multiple vulnerability types. This design choice demonstrates the effectiveness of the core framework without relying on specialized tools. However, the agent-based architecture naturally accommodates per-CWE enhancements when additional effectiveness is desired.

Specifically, agents can be augmented with additional tools and specialized prompts for particular CWE types they support. For example, the exploitation agent could integrate gadget chain search [8] [5] [29] to enhance unsafe deserialization exploit generation. For ReDoS vulnerabilities, the agent could incorporate rule-based tools [30] that assess whether a potentially vulnerable regex pattern is actually exploitable and generate concrete exploit strings. These CWE-specific enhancements would complement GONDAR’s framework, providing targeted performance improvements.

Benchmark Contamination. A potential concern when evaluating LLM-based systems is data contamination: models may have seen vulnerability details during training, inflating exploitation success. Table 11 in the appendix breaks down our benchmark by contamination risk. 32 of 54 challenges carry no contamination risk: 15 are self-synthetic and 17 are from AIXCC pre-final challenges, which remain unpublished and were not available for model training before August 2025 according to the competition organizers, post-dating the cutoffs of all evaluated models with a disclosed cutoff date (Table 4). The remaining 22 are CVE-based or exemplar-derived, where only metadata (descriptions, patches) or different-context PoVs are public; only 1 of 54 has a potentially similar public PoV. Agent logs show no evidence of memorization: no CVE-specific identifiers or unique string patterns from public exploits appear in any agent trace. Furthermore, the ReAct baselines use the same LLMs but perform far below GONDAR (11–15 vs. 26–41 exploited), demonstrating that gains stem from GONDAR’s framework design rather than model memorization. To further mitigate contamination risk going forward, we plan to distribute the benchmark only under gated access to researchers and practitioners, minimizing the risk of vulnerability details being included in future LLM training data.

6. Related Work

Dynamic Vulnerability Discovery in Memory-Safe Language. While memory-safe languages like Java, Python, PHP, and Golang eliminate traditional memory corruption vulnerabilities, they still suffer from logical vulnerabilities. Coverage-guided fuzzers such as Jazzer [2], JQF [3], Atheris [31], and go-fuzz [32], inherit their design from C/C++ memory corruption testing, treating all code paths equally without prioritizing security-sensitive sinks.

Many approaches focus on specific vulnerability types, including deserialization [33], [5], [8], [34], [35], algorithmic complexity and DoS [36], [37], injection vulnerabilities [11], file upload [38], [39], SSRF [6], prototype pollution [40], [41], [42], and cross-thread vulnerabilities [9]. Those are CWE-specific techniques which tackle challenges unique to each vulnerability type. For instance, for deserialization vulnerabilities, JDD [8] proposed a bottom-up gadget search approach to address path explosion in Java object injection detection, while OddFuzz [5] and FUGIO [4] further improved gadget chain mining and exploit generation [34], [35], [33]. These techniques are complementary to GONDAR, as their specialized techniques can be integrated to enhance CWE-specific detection.

Beyond CWE-specific approaches, several works have also explored general sink-aware fuzzing frameworks, including Witcher [11], webFuzz [43], Atropos [12], WD-Fuzz [10], Predator [13], and BackREST [44]. However, these approaches rely primarily on traditional program analysis techniques such as taint tracking, coverage feedback, and directed scheduling. While effective at structural understanding like identifying data flow paths and reachability constraints, they struggle to leverage semantic sink knowledge, such as API usage semantics and exploitation conditions. GONDAR uniquely combines structural program analysis with semantic reasoning to systematically extract and utilize sink-specific knowledge.

LLM for Fuzzing. Recent advancements in LLMs have opened new opportunities for fuzzing research, primarily focusing on two areas: input generation and driver generation. For input generation, approaches like TitanFuzz [45], Fuzz4All [46], and CODAMOSA [47] directly generate test cases for specific domains, while SeedMind [48] synthesizes seed generators iteratively. Other works focus on generating fuzzing components: ELFuzz [49] synthesizes entire fuzzers via LLM-driven evolution, ChatFuzz [50] and ChatAFL [51] leverage LLMs for structure-aware mutation and protocol fuzzing, and WhiteFox [52] and KernelGPT [53] apply LLMs to compiler and kernel fuzzing. For driver generation, works like OSS-Fuzz-Gen [54], Zhang’s [55], and PromptFuzz [56] leverage LLM code-writing capabilities to scale fuzz driver synthesis for library APIs. These input generation approaches are orthogonal to GONDAR, as they focus on general input structure and format, while GONDAR focuses on vulnerability-specific knowledge contextualization for sink-based guidance. Driver generation approaches are complementary to GONDAR and can be combined for more comprehensive automated vulnerability discovery.

7. Conclusion

We presented GONDAR, a sink-centric fuzzing framework that systematically leverages sink knowledge through collaborative integration of LLMs, program analysis, and fuzzing. By identifying high-potential sinks, guiding exploration toward vulnerable code, and developing targeted exploits, GONDAR exploits 41 vulnerabilities compared to Jazzer’s 8 (a 4× improvement) on our benchmark of 54 vulnerabilities across 12 CWE types. Beyond benchmark evaluation, DARPA AIXCC assessment and OpenSSF sandbox project integration validate GONDAR’s practical impact for protecting real-world open-source software.

8. LLM Usage Considerations

We used LLMs in two contexts. First, LLMs were used for editorial purposes in this manuscript, including refinement of main text, tables, and abstract, but excluding references. All outputs were inspected by the authors to ensure accuracy and originality.

Second, our approach incorporates LLMs as a core component of our fuzzing methodology. We provide detailed discussions of the necessity, limitations, effectiveness, and technical details of LLM integration in §3, §4, and §5.

9. Ethics Considerations

All discovered 0-day vulnerabilities from the third-party assessment were responsibly disclosed to the respective maintainers, providing detailed reports, proof-of-concept inputs, reproduction steps, and candidate patches. We allowed sufficient time for remediation before any public disclosure.

References

- [1] CISA, “Apache Log4j vulnerability guidance.” <https://www.cisa.gov/news-events/news/apache-log4j-vulnerability-guidance>, 2021.
- [2] Code Intelligence, “Jazzer: Coverage-guided, in-process fuzzing for the JVM.” <https://github.com/CodeIntelligenceTesting/jazzer>, 2021.
- [3] R. Padhye, C. Lemieux, and K. Sen, “JQF: Coverage-guided property-based testing in Java,” in *Proceedings of the 28th ACM SIGSOFT International Symposium on Software Testing and Analysis*, ISSTA 2019, (New York, NY, USA), p. 398–401, Association for Computing Machinery, 2019.
- [4] S. Park, D. Kim, S. Jana, and S. Son, “FUGIO: Automatic exploit generation for PHP object injection vulnerabilities,” in *31st USENIX Security Symposium (USENIX Security 22)*, (Boston, MA), USENIX Association, 2022.
- [5] S. Cao, B. He, X. Sun, Y. Ouyang, C. Zhang, X. Wu, T. Su, L. Bo, B. Li, C. Ma, J. Li, and T. Wei, “ODDFuzz: Discovering Java deserialization vulnerabilities via structure-aware directed greybox fuzzing,” in *2023 IEEE Symposium on Security and Privacy (SP)*, (Los Alamitos, CA, USA), pp. 2726–2743, IEEE Computer Society, May 2023.
- [6] E. Wang, J. Chen, W. Xie, C. Wang, Y. Gao, Z. Wang, H. Duan, Y. Liu, and B. Wang, “Where URLs become weapons: Automated discovery of SSRF vulnerabilities in web applications,” in *2024 IEEE Symposium on Security and Privacy (SP)*, pp. 239–257, 2024.

- [7] Y. Zhao, Y. Zhang, and M. Yang, “Remote code execution from SSTI in the sandbox: Automatically detecting and exploiting template escape bugs,” in *Proceedings of the 32nd USENIX Conference on Security Symposium*, SEC ’23, (USA), USENIX Association, 2023.
- [8] B. Chen, L. Zhang, X. Huang, Y. Cao, K. Lian, Y. Zhang, and M. Yang, “Efficient detection of Java deserialization gadget chains via bottom-up gadget search and dataflow-aided payload construction,” in *2024 IEEE Symposium on Security and Privacy (SP)*, pp. 3961–3978, 2024.
- [9] X. Huang, L. Zhang, Y. Liu, P. Deng, Y. Cao, Y. Zhang, and M. Yang, *Towards automatic detection and exploitation of Java web application vulnerabilities via concolic execution guided by cross-thread object manipulation*. USA: USENIX Association, 2025.
- [10] Z. Lin, Y. Zhang, J. Dai, X. Huang, B. Xiang, G. Yang, L. Yuan, L. Zhang, F. Liu, T. Chen, and M. Yang, *Effective directed fuzzing with hierarchical scheduling for web vulnerability detection*. USA: USENIX Association, 2025.
- [11] E. Trickel, F. Pagani, C. Zhu, L. Dresel, G. Vigna, C. Kruegel, R. Wang, T. Bao, Y. Shoshitaishvili, and A. Doupé, “Toss a fault to your Witcher: Applying grey-box coverage-guided mutational fuzzing to detect SQL and command injection vulnerabilities,” in *2023 IEEE Symposium on Security and Privacy (SP)*, pp. 2658–2675, 2023.
- [12] E. Güler, S. Schumilo, M. Schloegel, N. Bars, P. Görz, X. Xu, C. Kaygusuz, and T. Holz, “Atropos: Effective fuzzing of web applications for server-side vulnerabilities,” in *Proceedings of the 33rd USENIX Conference on Security Symposium*, SEC ’24, (USA), USENIX Association, 2024.
- [13] C. Wang, W. Meng, C. Luo, and P. Li, “Predator: Directed web application fuzzing for efficient vulnerability validation,” in *2025 IEEE Symposium on Security and Privacy (SP)*, pp. 886–902, 2025.
- [14] GitHub, “CodeQL.” <https://github.com/github/codeql>. Semantic code analysis engine.
- [15] OpenSSF, “OSS-CRS: Open Source Cyber Reasoning System.” <https://github.com/openssf/oss-crs>, 2025.
- [16] Code Intelligence, “Jazzer sanitizers.” https://github.com/CodeIntelligenceTesting/jazzer/tree/main/sanitizers/src/main/java/com/code_intelligence/jazzer/sanitizers, 2021.
- [17] LLVM Project, “libFuzzer – value profile.” <https://llvm.org/docs/LibFuzzer.html#value-profile>. Accessed: 2025.
- [18] Google, “OSS-Fuzz: Continuous fuzzing for open source software.” <https://github.com/google/oss-fuzz>, 2016.
- [19] H. Chase, “LangChain.” <https://github.com/langchain-ai/langchain>, Oct. 2022.
- [20] LangChain AI, “LangGraph.” <https://github.com/langchain-ai/langgraph>, 2024.
- [21] joern.io, “Joern: The bug hunter’s workbench.” <https://github.com/joernio/joern>, 2024.
- [22] J. Dean, D. Grove, and C. Chambers, “Optimization of object-oriented programs using static class hierarchy analysis,” in *ECOOP’95 — Object-Oriented Programming, 9th European Conference, Aarhus, Denmark, August 7–11, 1995* (M. Tokoro and R. Pareschi, eds.), (Berlin, Heidelberg), pp. 77–101, Springer Berlin Heidelberg, 1995.
- [23] D. F. Bacon and P. F. Sweeney, “Fast static analysis of C++ virtual function calls,” *SIGPLAN Not.*, vol. 31, p. 324–341, Oct. 1996.
- [24] Z. Li, S. Dutta, and M. Naik, “IRIS: LLM-assisted static analysis for detecting security vulnerabilities,” in *International Conference on Learning Representations* (Y. Yue, A. Garg, N. Peng, F. Sha, and R. Yu, eds.), vol. 2025, pp. 35735–35758, 2025.
- [25] Defense Advanced Research Projects Agency (DARPA), “DARPA AI Cyber Challenge (AIXCC).” <https://aicberchallenge.com/>, 2023. Accessed: 2025-11-13.
- [26] Amazon Web Services, “Amazon EC2 on-demand pricing.” <https://aws.amazon.com/ec2/pricing/on-demand/>. Accessed: 2025-11-13.
- [27] C. Zhang, Y. Park, F. Fleischer, Y.-F. Fu, J. Kim, D. Kim, Y. Kim, Q. Xu, A. Chin, Z. Sheng, H. Zhao, B. J. Lee, J. Wang, M. Pelican, D. J. Musliner, J. Huang, J. Silliman, M. Mcdaniel, J. Casavant, I. Goldthwaite, N. Vidovich, M. Lehman, and T. Kim, “SoK: DARPA’s AI Cyber Challenge (AIXCC): Competition Design, Architectures, and Lessons Learned,” 2026.
- [28] D. Liu, O. Chang, J. Metzman, M. Sablotny, and M. Maruseac, “OSS-Fuzz-Gen: Automated fuzz target generation.” <https://github.com/google/oss-fuzz-gen>, 2024.
- [29] C. Frohoff, G. Lawrence, *et al.*, “ysoserial: A proof-of-concept tool for generating payloads that exploit unsafe Java object deserialization.” <https://github.com/frohoff/ysoserial>, 2015.
- [30] Makenowjust Labs, “recheck: The trustworthy ReDoS checker.” <https://makenowjust-labs.github.io/recheck/>. Accessed: 2025.
- [31] Google, “Atheris: A coverage-guided, native Python fuzzer.” <https://github.com/google/atheris>, 2020.
- [32] D. Vyukov, “go-fuzz: Randomized testing for Go.” <https://github.com/dvyukov/go-fuzz>, 2015.
- [33] S. Rasheed and J. Dietrich, “A hybrid analysis to detect Java serialisation vulnerabilities,” in *2020 35th IEEE/ACM International Conference on Automated Software Engineering (ASE)*, pp. 1209–1213, 2020.
- [34] S. Cao, X. Sun, X. Wu, L. Bo, B. Li, R. Wu, W. Liu, B. He, Y. Ouyang, and J. Li, “Improving Java deserialization gadget chain mining via overriding-guided object generation,” in *Proceedings of the 45th International Conference on Software Engineering*, ICSE ’23, p. 397–409, IEEE Press, 2023.
- [35] I. Haken, “Automated discovery of deserialization gadget chains,” in *Black Hat USA*, 2018.
- [36] Y. Liu and W. Meng, “Acquirer: A hybrid approach to detecting algorithmic complexity vulnerabilities,” in *Proceedings of the 2022 ACM SIGSAC Conference on Computer and Communications Security*, CCS ’22, (New York, NY, USA), p. 2071–2084, Association for Computing Machinery, 2022.
- [37] W. Blair, A. Mambretti, S. Arshad, M. Weissbacher, W. Robertson, E. Kirda, and M. Egele, “HotFuzz: Discovering temporal and spatial denial-of-service vulnerabilities through guided micro-fuzzing,” *ACM Trans. Priv. Secur.*, vol. 25, July 2022.
- [38] J. Huang, Y. Li, J. Zhang, and R. Dai, “UChecker: Automatically detecting PHP-based unrestricted file upload vulnerabilities,” in *2019 49th Annual IEEE/IFIP International Conference on Dependable Systems and Networks (DSN)*, pp. 581–592, 2019.
- [39] T. Lee, S. Wi, S. Lee, and S. Son, “FUSE: Finding file upload bugs via penetration testing,” in *Network and Distributed System Security Symposium (NDSS)*, 2020.
- [40] Z. Liu, K. An, and Y. Cao, “Undefined-oriented programming: Detecting and chaining prototype pollution gadgets in Node.js template engines for malicious consequences,” in *2024 IEEE Symposium on Security and Privacy (SP)*, pp. 4015–4033, 2024.
- [41] S. Li, M. Kang, J. Hou, and Y. Cao, “Detecting Node.js prototype pollution vulnerabilities via object lookup analysis,” in *Proceedings of the 29th ACM Joint Meeting on European Software Engineering Conference and Symposium on the Foundations of Software Engineering*, ESEC/FSE 2021, (New York, NY, USA), p. 268–279, Association for Computing Machinery, 2021.
- [42] M. Shcherbakov, M. Balliu, and C.-A. Staicu, “Silent spring: Prototype pollution leads to remote code execution in Node.js,” in *Proceedings of the 32nd USENIX Conference on Security Symposium*, SEC ’23, (USA), USENIX Association, 2023.
- [43] O. van Rooij, M. A. Charalambous, D. Kaizer, M. Papaevripides, and E. Athanasopoulos, “webFuzz: Grey-box fuzzing for web applications,” in *Computer Security – ESORICS 2021: 26th European Symposium on Research in Computer Security*, Darmstadt, Germany, October 4–8, 2021, *Proceedings, Part I*, (Berlin, Heidelberg), p. 152–172, Springer-Verlag, 2021.

- [44] F. Gauthier, B. Hassanshahi, B. Selwyn-Smith, T. N. Mai, M. Schlüter, and M. Williams, “Backrest: A model-based feedback-driven greybox fuzzer for web applications,” *arXiv preprint arXiv:2108.08455*, 2021.
- [45] Y. Deng, C. S. Xia, H. Peng, C. Yang, and L. Zhang, “Large language models are zero-shot fuzzers: Fuzzing deep-learning libraries via large language models,” in *Proceedings of the 32nd ACM SIGSOFT International Symposium on Software Testing and Analysis, ISSTA 2023*, (New York, NY, USA), p. 423–435, Association for Computing Machinery, 2023.
- [46] C. S. Xia, M. Paltenghi, J. L. Tian, M. Pradel, and L. Zhang, “Fuzz4ALL: Universal fuzzing with large language models,” in *2024 IEEE/ACM 46th International Conference on Software Engineering (ICSE)*, (Los Alamitos, CA, USA), pp. 1547–1559, IEEE Computer Society, Apr. 2024.
- [47] C. Lemieux, J. P. Inala, S. K. Lahiri, and S. Sen, “CodaMosa: Escaping coverage plateaus in test generation with pre-trained large language models,” in *Proceedings of the 45th International Conference on Software Engineering, ICSE ’23*, p. 919–931, IEEE Press, 2023.
- [48] W. Shi, Y. Zhang, X. Xing, and J. Xu, “Harnessing large language models for seed generation in greybox fuzzing,” *arXiv preprint arXiv:2411.18143*, 2024.
- [49] C. Chen, B. Dolan-Gavitt, and Z. Lin, *ELFUZZ: Efficient input generation via LLM-driven synthesis over fuzzer space*. USA: USENIX Association, 2025.
- [50] J. Hu, Q. Zhang, and H. Yin, “Augmenting greybox fuzzing with generative AI,” *arXiv preprint arXiv:2306.06782*, 2023.
- [51] R. Meng, M. Mirchev, M. Böhme, and A. Roychoudhury, “Large language model guided protocol fuzzing,” in *Proceedings of the 31st Annual Network and Distributed System Security Symposium, NDSS 2024*, 2024.
- [52] C. Yang, Y. Deng, R. Lu, J. Yao, J. Liu, R. Jabbarvand, and L. Zhang, “WhiteFox: White-box compiler fuzzing empowered by large language models,” *Proc. ACM Program. Lang.*, vol. 8, Oct. 2024.
- [53] C. Yang, Z. Zhao, and L. Zhang, *KernelGPT: Enhanced kernel fuzzing via large language models*, p. 560–573. New York, NY, USA: Association for Computing Machinery, 2025.
- [54] D. Liu, O. Chang, J. metzman, M. Sablotny, and M. Maruseac, “OSS-Fuzz-Gen: Automated fuzz target generation,” May 2024.
- [55] C. Zhang, Y. Zheng, M. Bai, Y. Li, W. Ma, X. Xie, Y. Li, L. Sun, and Y. Liu, “How effective are they? Exploring large language model based fuzz driver generation,” in *Proceedings of the 33rd ACM SIGSOFT International Symposium on Software Testing and Analysis, ISSTA 2024*, (New York, NY, USA), p. 1223–1235, Association for Computing Machinery, 2024.
- [56] Y. Lyu, Y. Xie, P. Chen, and H. Chen, “Prompt fuzzing for fuzz driver generation,” in *Proceedings of the 2024 on ACM SIGSAC Conference on Computer and Communications Security, CCS ’24*, (New York, NY, USA), p. 3793–3807, Association for Computing Machinery, 2024.

Appendix A. Benchmark Contamination Analysis

Table 11 summarizes the composition and contamination risk of our benchmark.

Appendix B. Jazzer Coverage Over Time

Figure 6 shows the coverage progression of Jazzer across all benchmark projects over 24 hours. Each line represents a single harness.

TABLE 11: Benchmark composition and contamination risk.

Source	#	Contamination Risk
Self-synthetic	15	None
AIxCC pre-final (unpublished)	17	None
AIxCC exemplar videos (2024 Sep)	3	Metadata (video-based, no public source/PoVs)
CVE-based (metadata only)	15	Metadata (descriptions, patches)
CVE-based (different payload)	3	PoV exists under different context
CVE-based (similar PoV)	1	Potentially similar to public PoV
Total	54	

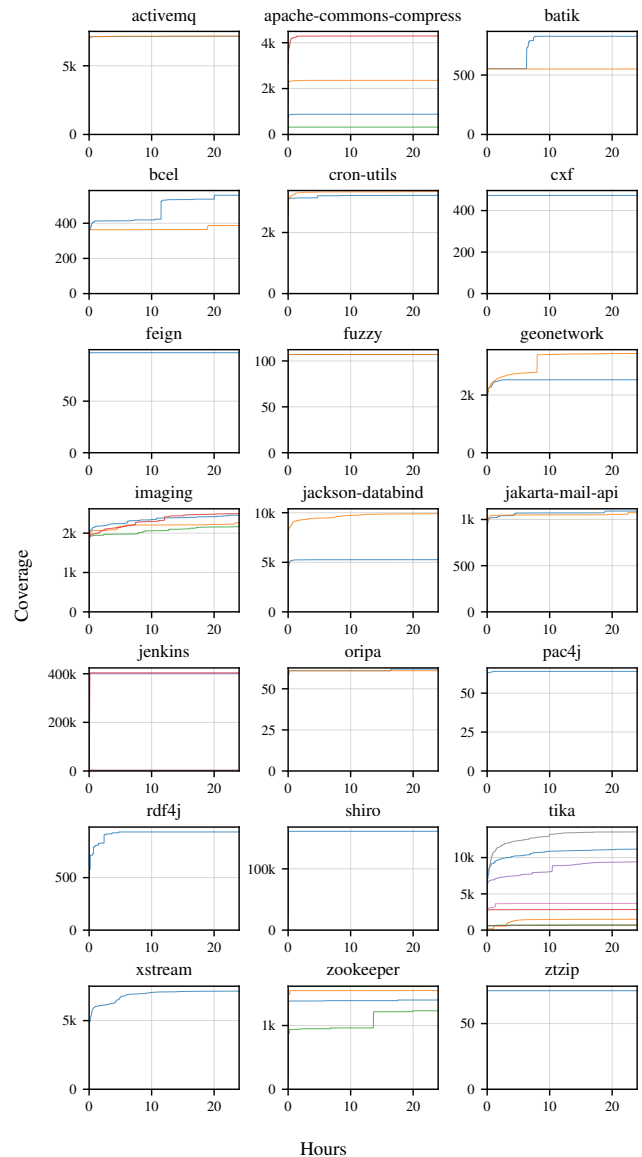


Figure 6: Jazzer coverage over time per project.