

# Message passing and cyclicity transition

Takayuki Hiraoka

Department of Computer Science, Aalto University, Espoo 00076, Finland

Message passing, also known as belief propagation, is a versatile framework for analyzing models defined on networks. Its most prototypical application is percolation; yet, the interpretation of the message passing formulation of percolation remains elusive. We show that the message passing solutions commonly associated with the probability of belonging to the giant component actually identify reachability from cycles. This interpretation applies to bond and site percolation on arbitrary undirected or directed networks. Our findings emphasize the distinction between transition in cyclicity and the emergence of the giant component.

Message passing, also called belief propagation, is a simple and scalable algorithmic framework for solving models defined on networks. Originally developed in the field of machine learning and information theory, it has found broad applications to problems in statistical physics and network science, including graph spectra [1–3], epidemic models [4–6], community detection [7–9], spin models [10–14], and path optimization [15, 16], among others [17–20].

In message passing, each node sends messages that encode information about its state. The algorithm computes these messages based on local dependencies, formalized by message passing equations that describe how incoming messages are aggregated at each node and passed on to another. Perhaps the simplest message passing equation is:

$$x_{j \rightarrow i} = \prod_{k \in \partial_{j \rightarrow i}} x_{k \rightarrow j}. \quad (1)$$

Here,  $x_{j \rightarrow i}$  denotes the message sent from node  $j$  to node  $i$ . Equation (1) specifies that the messages received by node  $j$  are aggregated via a product and sent to node  $i$ . To prevent the message from being echoed back, the product runs over  $\partial_{j \rightarrow i} = \partial_j \setminus \{i\}$ , where  $\partial_i$  denotes the set of node  $i$ 's neighbors (i.e., nodes that can directly influence the state of  $i$ ). The message passing equations, defined for every pair of nodes and their neighbors, constitute a self-consistent relation for the set of messages.

The purpose of this paper is to clarify what the message  $x_{j \rightarrow i}$  in Eq. (1) represents. The prevailing understanding is that it denotes the probability that node  $j$  does not belong to the giant component—the only extensive component that occupies a non-vanishing fraction of the network in the large size limit—in the absence of node  $i$  [21, 22]. Node  $j$  is in the giant component in the absence of node  $i$  if and only if at least one neighbor of  $j$  is also in the giant component without the involvement of  $i$  or  $j$ . Based on this premise, the message passing algorithm has been widely adopted to study percolation under the random removal of nodes and edges [23–28]. Namely, the message passing equation is formulated as

$$x_{j \rightarrow i} = \prod_{k \in \partial_{j \rightarrow i}} [1 - q + qx_{k \rightarrow j}] \quad (2)$$

for bond percolation where each edge is retained independently with probability  $q$ , and

$$x_{j \rightarrow i} = 1 - q + q \prod_{k \in \partial_{j \rightarrow i}} x_{k \rightarrow j} \quad (3)$$

for site percolation where each node is retained independently with probability  $q$ . When the algorithm is applied to directed networks, the message  $x_{j \rightarrow i}$  is typically interpreted as the probability that  $j$  is reachable from the giant strongly connected component [29].

Although this interpretation appears plausible, it warrants careful inspection. These message passing equations can be numerically solved by setting a random initial value in  $(0, 1)$  for each message and iterating the equation until convergence. Previous studies assessing the accuracy of estimates for the percolation threshold and the size of the largest component have yielded mixed results: While message passing methods generally show good agreement with Monte Carlo simulations for many synthetic and real-world networks, they perform poorly in some cases [30–35]. Moreover, the conceptual basis of this interpretation is not entirely clear. It is apparent from the construction of these equations that they describe the reachability of each node from something. Yet, nothing in the formulation explicitly proclaims that the upstream object in question is the giant component. Moreover, these equations can be formulated and solved for any finite network, including the ones for which the notion of a giant component is ill-defined. In such a case, how does the algorithm know whether the component is extensive or not?

Studies have tried to address this puzzle by translating the original finite network into an infinite network via a process called *unwrapping* or *cloning* [23, 30, 32, 33]. This infinite network consists of an infinite number of copies of the original network, interconnected by inter-copy edges that replace intra-copy edges. It is locally indistinguishable from the original finite network but devoid of cycles. Based on the observation that iterating the message passing equations on a finite network is equivalent to message passing on this infinite network, Allard and Hébert-Dufresne [33] have argued that message passing can “see” the infiniteness of the components with cycles

and distinguish them from trees, which remain finite-sized upon translation. While this provides a compelling explanation for why message passing solutions often exhibit sharper transitions than simulation results [32], it offers no straightforward answer as to what the upstream object is.

In this paper, we propose a much simpler interpretation of the message in the equations above: that it represents the probability that each node is not reachable from any cycle of length greater than two, and the complement represents the probability that it is reachable from multiple cycles. This interpretation is compatible with previous findings, but we believe it provides clearer insights and has broader applications.

Let us begin by solving Eq. (1) on a weakly connected directed graph  $G = (V, E)$ . If the original network is undirected, we convert it to a directed graph  $G$  where each undirected edge is replaced by two reciprocal directed edges. In order to interpret the messages as reachability, neighbors are defined as nodes with outgoing edges to the focal node, i.e.,  $\partial_i = \{j \mid (j, i) \in E\}$ . It is useful to introduce a dual graph of  $G$ , denoted by  $M_G$ , that describes the dependencies between messages. The nodes in  $M_G$  are the messages, and there is a directed edge from  $x_{k \rightarrow j}$  to  $x_{j \rightarrow i}$  if  $k \in \partial_{j \rightarrow i}$ .

If  $M_G$  is a directed acyclic graph, the only solution to Eq. (1) is a trivial one:  $x_{j \rightarrow i} = 1$  for all messages. This is easy to see. An acyclic graph has at least one node with in-degree zero. When the in-degree of node  $x_{j \rightarrow i}$  in  $M_G$  is zero, it implies  $x_{j \rightarrow i} = 1$  because there are no messages from  $\partial_{j \rightarrow i}$  to  $j$  and the rhs of Eq. (1) is the product of an empty set. This value-one message, when received by  $i$ , does not contribute to outgoing messages from  $i$ ; hence, removing such a message does not alter the outcome. By iteratively removing value-one messages (i.e., nodes with in-degree zero in  $M_G$ ), we are eventually left with no messages, meaning all messages have a value of one. We refer to this iterative removal of the nodes with in-degree zero as root removal.

If  $G$  is acyclic,  $M_G$  is also acyclic [Fig. 1(a)]. In addition,  $M_G$  is acyclic if all cycles in  $G$  are of length two, that is, consisting of reciprocal edges between two nodes, because the message that is sent from the receiver is discounted [Fig. 1(b)]. This includes the case where the original network is an undirected tree. For Eq. (1) to have a non-trivial solution,  $G$  must contain at least one cycle of length greater than two, which we call a non-reciprocal cycle.

A directed non-reciprocal cycle in  $G$  translates to a cycle of the same length in  $M_G$ . Consider  $G$  that contains only one such cycle. After root removal to disregard messages that do not contribute to others, each node in  $M_G$  that sits on the unique cycle has exactly one predecessor node. Thus, at each step, each node simply inherits the value of its predecessor from the previous step. The messages therefore circulate in the cycle without modifi-

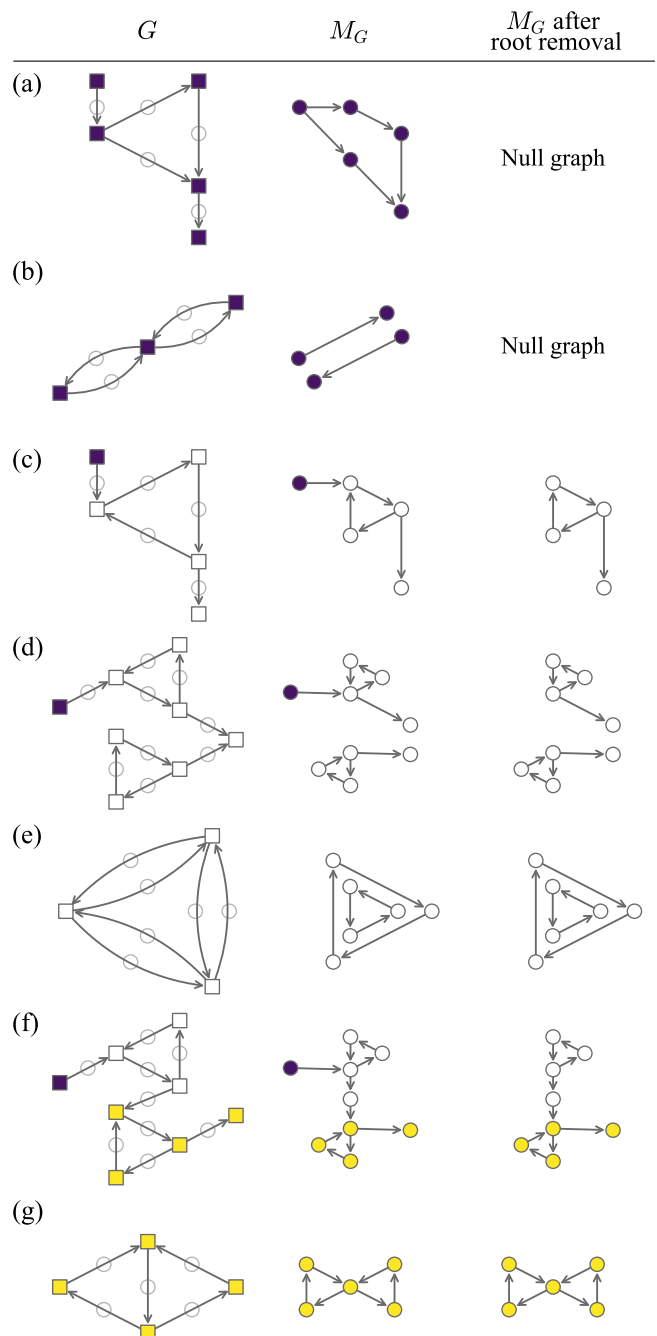


FIG. 1. Directed graph  $G$ , corresponding dual graph  $M_G$ , and  $M_G$  after root removal. The nodes in  $G$  and  $M_G$  are denoted by squares and circles, respectively. The color of each node represents its message or node marginal value: one (dark purple), zero (yellow), and non-convergence (white).

cation, causing iteration over Eq. (1) to fail to converge [Fig. 1(c)]. Even when  $G$  contains multiple directed non-reciprocal cycles, non-convergence arises for any cycle in  $M_G$  with no incoming edges from outside the cycle after root removal [Fig. 1(d)]. This includes cases where the

only cycles in  $G$  are two directed cycles that are reversals of each other—for example, when the original network is an undirected unicyclic network [Fig. 1(e)].

A message converges to a non-trivial solution if and only if it is on a cycle in  $M_G$  that has at least one incoming edge after root removal, or is reachable from such a cycle. In this case, the message in the cycle at the entry point of an incoming edge is updated at each step by a product of multiple messages whose values are less than one, until it eventually converges to zero. This converged value is then inherited by all messages in the cycle and downstream. Note that such an incoming edge after root removal implies the presence of another cycle upstream [Fig. 1(f, g)].

To summarize, each message as the solution of Eq. (1) behaves as follows: (i) it converges to one if it is removed by root removal of  $M_G$ , (ii) it converges to zero if it is reachable from multiple cycles in  $M_G$ , including the one that it is on, and (iii) it does not converge otherwise.

The message passing algorithm is often used to compute the marginal value  $y_i$  associated with each node  $i$ . In relation to Eq. (1), the following equation is relevant:

$$y_i = \prod_{j \in \partial_i} x_{j \rightarrow i}. \quad (4)$$

Based on the relationship between  $G$  and  $M_G$ , we can draw a parallel between the behaviors of messages and node marginals. Namely, each node marginal  $y_i$  behaves as follows: (i) it converges to one if  $i$  is not reachable from any non-reciprocal cycle in  $G$ , (ii) it converges to zero if  $i$  is reachable from multiple non-reciprocal cycles in  $G$ , and (iii) it does not converge if  $i$  is reachable from exactly one non-reciprocal cycle in  $G$ . In particular, for an undirected network, the value of  $y_i$  signifies whether the connected component to which  $i$  belongs is acyclic, multicyclic, or unicyclic.

A natural deduction from the above observation is that the messages and node marginals represent the probability that they are not reachable from any cycle in  $M_G$  and  $G$ , respectively, and the complement equals the probability that they are reachable from multiple cycles, as long as the probability of being reachable from exactly one cycle is negligible. To test this interpretation in the bond percolation model, we compare the message passing solutions to empirical probabilities computed from Monte Carlo simulations where each edge of the original network is retained with probability  $q$  and removed otherwise. Node marginals for bond percolation are computed as

$$y_i = \prod_{j \in \partial_i} [1 - q + qx_{j \rightarrow i}]. \quad (5)$$

We use the notation  $\hat{p}_i^A$ ,  $\hat{p}_i^U$ ,  $\hat{p}_i^M$ , and  $\hat{p}_i^L$  to represent the empirical probabilities that node  $i$  is reachable from zero, one, or multiple non-reciprocal cycles, and from

the largest (strongly connected) component, respectively, with  $\hat{p}_i^A + \hat{p}_i^U + \hat{p}_i^M = 1$ .

Figure 2(a) shows comparisons between these probabilities for Erdős–Rényi graphs with  $n$  nodes and edge probability  $p$ . In the deep supercritical regime ( $q \gg 1/np$ ),  $y_i$  and  $1 - y_i$  are in excellent agreement with  $\hat{p}_i^A$  and  $\hat{p}_i^M$ . In this regime, all components are either acyclic or multicyclic while unicyclic components are extremely rare. However, near the critical point  $q \approx 1/np$ , unicyclic components become significant, and the marginal values deviate slightly from the empirical probabilities, though the linear correlation between them remains high. The agreement between the message passing solutions and empirics is evident at the aggregated level as well: as shown in Fig. 3(a), the mean marginal value,  $\bar{y} = \sum_i y_i/n$ , is consistent with the mean fraction of nodes in acyclic components  $S^A = \sum_i \hat{p}_i^A/n$ , and multicyclic components  $S^M = \sum_i \hat{p}_i^M/n$ , such that  $1 - \bar{y} \simeq 1 - S^A \simeq S^M$  across different edge retention probabilities  $q$ .

This is anticipated by random graph theory. It has been shown for Erdős–Rényi graphs [36] and for configuration model graphs [37] that every component is almost surely a tree or unicyclic in the subcritical regime, and only one component—the giant component—contains multiple cycles in the supercritical regime. Therefore, counting the number of cycles in each component and identifying the giant component are equivalent in these network models. As seen in Fig. 2(a), the message passing solutions accurately estimate the probability  $\hat{p}_i^L$  that each node  $i$  belongs to the largest component, as well as the mean relative size of the largest component,  $S^L = \sum_i \hat{p}_i^L/n$ .

However, this equivalence cannot be assumed for arbitrary networks. As an illustrative example, let us consider bond percolation in a random geometric graph where  $n$  nodes are uniformly distributed on a unit torus, and two nodes are linked if the Euclidean distance between them is smaller than or equal to the connection radius  $\ell$ . Figure 2(b) shows that the message passing solutions yield reasonable agreement with the empirical probabilities for cyclicity,  $\hat{p}_i^A$  and  $\hat{p}_i^M$ , albeit with some discrepancies likely due to the prevalence of unicyclic components. In comparison, it no longer provides a good estimate for the empirical probability  $\hat{p}_i^L$  of being in the largest component. This is because after edge removal, many components can still contain multiple cycles despite not being the largest one due to the abundance of short cycles in the original network. As a consequence, the message passing solution aligns much more closely with the mean number of nodes in acyclic and multicyclic components than with the mean size of the largest component [Fig. 3(b)].

We further examine the alignment between the message passing solution and the empirical probabilities for bond and site percolation in 43 real-world networks (27 undirected, 16 directed). Node marginals for site perco-

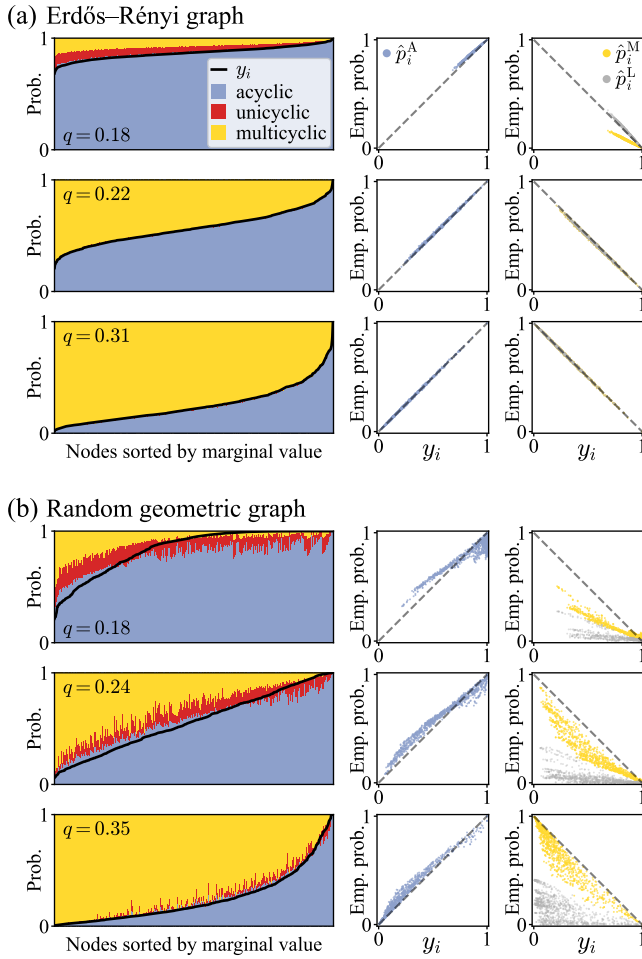


FIG. 2. Node-wise comparison between node marginal  $y_i$  obtained by solving Eqs. (2) and (5) and empirical probabilities  $\hat{p}_i^A$ ,  $\hat{p}_i^U$ ,  $\hat{p}_i^M$ , and  $\hat{p}_i^L$  of belonging to an acyclic, unicyclic, multicyclic, and the largest component in bond percolation. Empirical probabilities are computed from 5000 independent realizations. The networks are (a) an Erdős-Rényi graph with  $n = 1000$  nodes and edge probability  $p = 0.006$ , and (b) a random geometric graph with  $n = 1000$  nodes and connection radius  $\ell = \sqrt{0.006/\pi}$ .

lation with node retention probability  $q$  are given by

$$y_i = 1 - q + q \prod_{j \in \partial_i} x_{j \rightarrow i}. \quad (6)$$

For each value of node/edge retention probability  $q$ , we calculate the mean absolute differences over all nodes as  $\sum_i |y_i - \hat{p}_i^A|/n$ ,  $\sum_i |1 - y_i - \hat{p}_i^M|/n$ , and  $\sum_i |1 - y_i - \hat{p}_i^L|/n$ . We then aggregate them across  $q$  by computing their mean or maximum. Figure 4 shows that the difference between the message passing solution and the empirical probabilities for cyclicity is on par with or smaller, in some cases by more than an order of magnitude, than the difference between the message passing solution and the empirical probability of being reachable from the largest component. This corroborates our claim

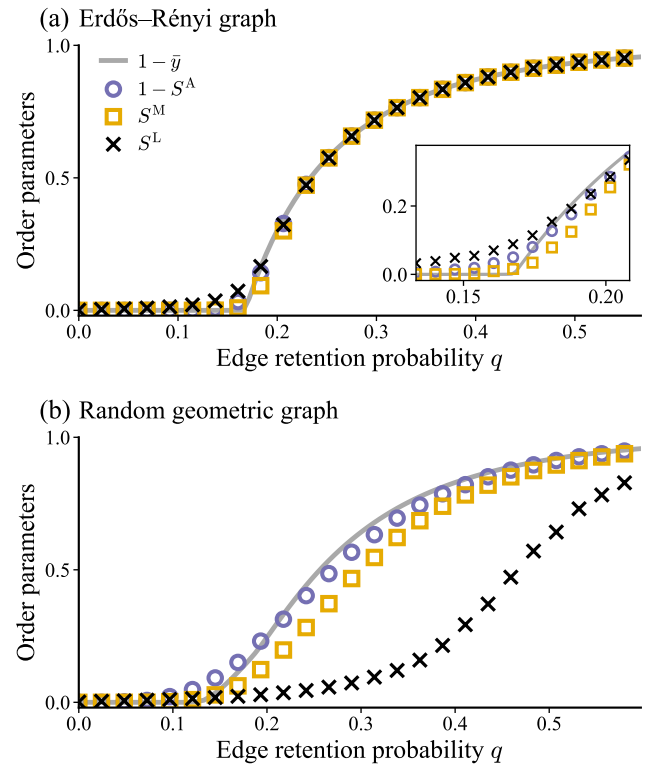


FIG. 3. Mean node marginal ( $\bar{y}$ ) and the mean fractions of nodes in acyclic components ( $S^A$ ), in multicyclic components ( $S^M$ ), and in the largest component ( $S^L$ ), as a function of edge retention probability  $q$  in bond percolation. The fractions are averaged over 500 realizations. The networks are the same as in Fig. 2.

that the message passing algorithm identifies the cyclicity, rather than the extensivity, of the components that can reach each node.

In conclusion, we have shown that message passing for percolation essentially captures cyclicity—more precisely, it detects the number of cycles that can reach each node. This interpretation is generally valid for bond and site percolation in directed and undirected networks alike. The ability to identify the largest component is not an intrinsic feature of the algorithm but rather a byproduct. The prediction is accurate when the largest component is the only component with multiple cycles, but performs poorly when cyclicity is decoupled from the component size. We note that neither sparsity nor locally treelikeness guarantees accuracy: sparse networks can be rich in short cycles (e.g., random geometric graphs), and locally treelike networks can have more than one component with multiple cycles (e.g., stochastic block model graphs).

Our findings demonstrate that percolation processes undergo two distinct structural transitions: the emergence of the giant component and the transition in cyclicity. These two transitions have long been conflated be-

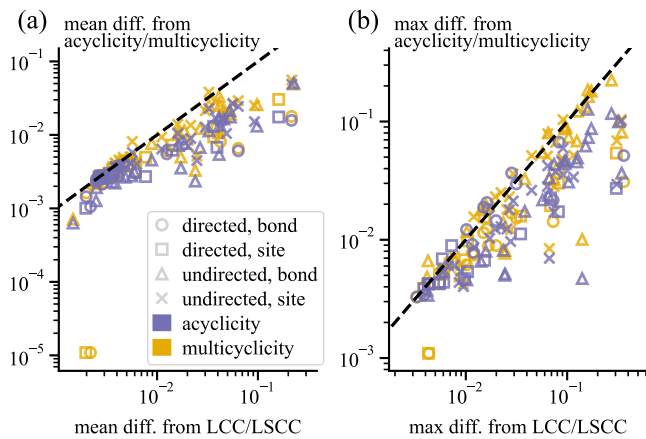


FIG. 4. The deviation of the marginal values obtained by the message passing algorithm from the empirical probabilities for bond and site percolation in real-world networks. For each network and each value of  $q$  between 0 and 1 in increments of 0.01, the empirical probabilities for each node are estimated from  $10^4$  realizations. The differences in probability are first averaged over all nodes for each  $q$ , and then aggregated across  $q$  either by taking the mean (a) or the maximum (b). The dashed line denotes identity.

cause they happen to coincide asymptotically for Erdős–Rényi graphs and configuration model networks, and approximately for a broad class of networks. In fact, this coincidence has been explicitly exploited to develop an efficient heuristic for network dismantling [38, 39], and, as our results suggest, serves as an implicit prerequisite for message passing algorithms to identify the giant component. Yet, these two transitions are separable in general, which underscores the need to recognize the transition in cyclicity as a distinct phenomenon that merits independent investigation.

The author thanks Lasse Leskelä for helpful discussions. This study was supported by the Strategic Research Council established within the Research Council of Finland (decision numbers: 364386 and 364371). Some of the calculations in this study were performed using computational resources provided by the Aalto Science-IT project.

---

[1] T. Rogers, I. P. Castillo, R. Kühn, and K. Takeda, Cavity approach to the spectral density of sparse symmetric random matrices, *Physical Review E* **78**, 031116 (2008).  
 [2] M. E. J. Newman, X. Zhang, and R. R. Nadakuditi, Spectra of random networks with arbitrary degrees, *Physical Review E* **99**, 042309 (2019).  
 [3] G. T. Cantwell, A. Kirkley, and F. Radicchi, Heterogeneous message passing for heterogeneous networks, *Physical Review E* **108**, 034310 (2023).  
 [4] B. Karrer and M. E. J. Newman, Message passing approach for general epidemic models, *Physical Review E*

**82**, 016101 (2010).  
 [5] F. Altarelli, A. Braunstein, L. Dall’Asta, A. Lage-Castellanos, and R. Zecchina, Bayesian Inference of Epidemics on Networks via Belief Propagation, *Physical Review Letters* **112**, 118701 (2014).  
 [6] F. Altarelli, A. Braunstein, L. Dall’Asta, J. R. Wakeling, and R. Zecchina, Containing Epidemic Outbreaks by message passing Techniques, *Physical Review X* **4**, 021024 (2014).  
 [7] A. Decelle, F. Krzakala, C. Moore, and L. Zdeborová, Inference and Phase Transitions in the Detection of Modules in Sparse Networks, *Physical Review Letters* **107**, 065701 (2011).  
 [8] F. Krzakala, C. Moore, E. Mossel, J. Neeman, A. Sly, L. Zdeborova, and P. Zhang, Spectral redemption in clustering sparse networks, *Proceedings of the National Academy of Sciences* **110**, 20935 (2013).  
 [9] P. Zhang and C. Moore, Scalable detection of statistically significant communities and hierarchies, using message passing for modularity, *Proceedings of the National Academy of Sciences* **111**, 18144 (2014).  
 [10] M. Mézard and A. Montanari, *Information, Physics, and Computation*, 1st ed. (Oxford University Press, 2009).  
 [11] S. Yoon, A. V. Goltsev, S. N. Dorogovtsev, and J. F. F. Mendes, Belief-propagation algorithm and the Ising model on networks with arbitrary distributions of motifs, *Physical Review E* **84**, 041144 (2011).  
 [12] M. Mézard, Mean-field message passing equations in the Hopfield model and its generalizations, *Physical Review E* **95**, 022117 (2017).  
 [13] A. Kirkley, G. T. Cantwell, and M. E. J. Newman, Belief propagation for networks with loops, *Science Advances* **7**, eabf1211 (2021).  
 [14] Y. Wang, Y. E. Zhang, F. Pan, and P. Zhang, Tensor Network Message Passing, *Physical Review Letters* **132**, 117401 (2024).  
 [15] C. H. Yeung and D. Saad, Competition for Shortest Paths on Sparse Graphs, *Physical Review Letters* **108**, 208701 (2012).  
 [16] C. H. Yeung, D. Saad, and K. Y. M. Wong, From the physics of interacting polymers to optimizing routes on the London Underground, *Proceedings of the National Academy of Sciences* **110**, 13717 (2013).  
 [17] L. Zdeborová and M. Mézard, The number of matchings in random graphs, *Journal of Statistical Mechanics: Theory and Experiment* **2006**, P05003 (2006).  
 [18] F. Altarelli, A. Braunstein, A. Ramezani, and R. Zecchina, Stochastic Matching Problem, *Physical Review Letters* **106**, 190601 (2011).  
 [19] Y.-Y. Liu, J.-J. Slotine, and A.-L. Barabási, Controllability of complex networks, *Nature* **473**, 167 (2011).  
 [20] G. T. Cantwell and C. Moore, Belief propagation for permutations, rankings, and partial orders, *Physical Review E* **105**, L052303 (2022).  
 [21] Y. Shiraki and Y. Kabashima, Cavity analysis on the robustness of random networks against targeted attacks: Influences of degree-degree correlations, *Physical Review E* **82**, 036101 (2010).  
 [22] M. E. J. Newman, Message passing methods on complex networks, *Proceedings of the Royal Society A: Mathematical, Physical and Engineering Sciences* **479**, 20220774 (2023).  
 [23] K. E. Hamilton and L. P. Pryadko, Tight Lower Bound for Percolation Threshold on an Infinite Graph, *Physical*

- Review Letters **113**, 208701 (2014).
- [24] B. Karrer, M. E. J. Newman, and L. Zdeborová, Percolation on Sparse Networks, *Physical Review Letters* **113**, 208702 (2014).
- [25] F. Radicchi and C. Castellano, Breaking of the site-bond percolation universality in networks, *Nature Communications* **6**, 10196 (2015).
- [26] R. Kühn and T. Rogers, Heterogeneous micro-structure of percolation in sparse networks, *EPL (Europhysics Letters)* **118**, 68003 (2017).
- [27] G. Bianconi, Fluctuations in percolation of sparse complex networks, *Physical Review E* **96**, 012302 (2017).
- [28] G. T. Cantwell and M. E. J. Newman, Message passing on networks with loops, *Proceedings of the National Academy of Sciences* **116**, 23398 (2019).
- [29] G. Timár, A. V. Goltsev, S. N. Dorogovtsev, and J. F. F. Mendes, Mapping the Structure of Directed Networks: Beyond the Bow-Tie Diagram, *Physical Review Letters* **118**, 078301 (2017).
- [30] A. Faqeeh, S. Melnik, and J. P. Gleeson, Network cloning unfolds the effect of clustering on dynamical processes, *Physical Review E* **91**, 052807 (2015).
- [31] F. Radicchi and C. Castellano, Beyond the locally treelike approximation for percolation on real networks, *Physical Review E* **93**, 030302 (2016).
- [32] G. Timár, R. A. Da Costa, S. N. Dorogovtsev, and J. F. F. Mendes, Nonbacktracking expansion of finite graphs, *Physical Review E* **95**, 042322 (2017).
- [33] A. Allard and L. Hébert-Dufresne, On the accuracy of message passing approaches to percolation in complex networks (2019), arXiv:1906.10377.
- [34] R. Pastor-Satorras and C. Castellano, The localization of non-backtracking centrality in networks and its physical consequences, *Scientific Reports* **10**, 21639 (2020).
- [35] S. Kim and A. Kirkley, Belief propagation for finite networks using a symmetry-breaking source node, *Physical Review Research* **8**, 013202 (2026).
- [36] B. Bollobás, *Random Graphs*, 2nd ed. (Cambridge University Press, 2001).
- [37] M. Molloy and B. Reed, A critical point for random graphs with a given degree sequence, *Random Structures & Algorithms* **6**, 161 (1995).
- [38] A. Braunstein, L. Dall'Asta, G. Semerjian, and L. Zdeborová, Network dismantling, *Proceedings of the National Academy of Sciences* **113**, 12368 (2016).
- [39] L. Zdeborová, P. Zhang, and H.-J. Zhou, Fast and simple decycling and dismantling of networks, *Scientific Reports* **6**, 37954 (2016).