

Ontology-Constrained Neural Reasoning in Enterprise Agentic Systems: A Neurosymbolic Architecture for Domain-Grounded AI Agents

Thanh Luong Tuan*
Golden Gate University, San Francisco
Foundation AgenticOS (FAOS)

March 2026

Abstract

Enterprise adoption of Large Language Models (LLMs) is constrained by hallucination, domain drift, and the inability to enforce regulatory compliance at the reasoning level. We present a **neurosymbolic architecture** implemented within the Foundation AgenticOS (FAOS) platform that addresses these limitations through *ontology-constrained neural reasoning*. Our approach introduces a three-layer ontological framework—Role, Domain, and Interaction ontologies—that provides formal semantic grounding for LLM-based enterprise agents. We formalize the concept of *asymmetric neurosymbolic coupling*, wherein symbolic ontological knowledge constrains agent inputs (context assembly, tool discovery, governance thresholds) while proposing mechanisms for extending this coupling to constrain agent outputs (response validation, reasoning verification, compliance checking). We evaluate the architecture through a controlled experiment (600 runs across five industries: Fin-Tech, Insurance, Healthcare, Vietnamese Banking, and Vietnamese Insurance), finding that ontology-coupled agents significantly outperform ungrounded agents on Metric Accuracy ($p < .001$, $W = .460$), Regulatory Compliance ($p = .003$, $W = .318$), and Role Consistency ($p < .001$, $W = .614$), with improvements greatest where LLM parametric knowledge is weakest—particularly in Vietnam-localized domains. Our contributions include: (1) a formal three-layer enterprise ontology model, (2) a taxonomy of neurosymbolic coupling patterns, (3) ontology-constrained tool discovery via SQL-pushdown scoring, (4) a proposed framework for output-side ontological validation, (5) empirical evidence for the *inverse parametric knowledge* effect—that ontological grounding value is inversely proportional to LLM training data coverage of the domain, and (6) a production system serving 21 industry verticals with 650+ agents.

Keywords: Neurosymbolic AI, Enterprise Ontology, Large Language Models, Agentic AI, Domain-Driven Design, Knowledge-Grounded Reasoning, Multi-Agent Systems

1 Introduction

The rapid proliferation of Large Language Models (LLMs) in enterprise settings has exposed a fundamental tension: LLMs excel at natural language understanding and generation but lack the formal semantic grounding necessary for reliable operation in regulated industries [Ji et al., 2023, Huang et al., 2023]. An insurance underwriting agent that hallucinates policy terms, a financial advisor that confuses Basel III capital ratios, or a healthcare agent that misapplies HIPAA guidelines poses not merely a quality problem but a compliance and liability risk.

*Corresponding author. Email: tluongtuan@my.ggu.edu. ORCID: 0009-0000-1199-837X

This tension is not new in artificial intelligence. The “neuro-symbolic debate” has persisted for decades, with neural approaches offering flexibility and generalization while symbolic approaches provide verifiability and formal guarantees [Garcez and Lamb, 2023, Hitzler and Sarker, 2022]. What is new is the *enterprise context*: modern AI agents must operate within complex organizational structures, adhere to industry-specific regulations, and produce outputs that can withstand audit scrutiny.

We contend that the resolution lies not in choosing between neural and symbolic paradigms but in their *principled integration*—a neurosymbolic architecture where formal ontologies constrain, guide, and verify neural reasoning. This paper presents such an architecture, implemented within the Foundation AgenticOS (FAOS) platform, and proposes extensions that would advance the state of neurosymbolic enterprise AI.

1.1 The Enterprise Grounding Problem

Enterprise AI agents face a unique variant of the grounding problem [Harnad, 1990]. Unlike general-purpose assistants, enterprise agents must:

- (i) **Speak the domain language:** Use industry-specific terminology correctly (e.g., “combined ratio” in insurance, “net revenue retention” in SaaS, “average length of stay” in healthcare).
- (ii) **Reason within regulatory bounds:** Ensure outputs comply with applicable regulations (SOX, Basel III/IV, HIPAA, GDPR, EU AI Act [European Parliament and Council, 2024]).
- (iii) **Follow organizational workflows:** Respect handoff protocols, approval chains, and escalation paths defined by the organization.
- (iv) **Adapt to role-specific perspectives:** A CFO and a product manager examining the same data should receive analyses framed through their respective decision-making lenses.

Current approaches address these requirements through prompt engineering [Wei et al., 2022, Wang et al., 2023], retrieval-augmented generation (RAG) [Lewis et al., 2020, Gao et al., 2024], and fine-tuning [Hu et al., 2022]. While effective for individual dimensions, none provides a *unified formal framework* for enterprise grounding. Prompt engineering is brittle and unverifiable; RAG retrieves but does not reason; fine-tuning is expensive and domain-locked.

1.2 Contributions

This paper makes the following contributions:

1. **Three-Layer Enterprise Ontology Model:** We formalize a three-layer ontological framework ($\mathcal{O} = \langle \mathcal{R}, \mathcal{D}, \mathcal{I} \rangle$) that captures role-specific reasoning patterns, industry domain concepts, and organizational interaction protocols (Section 3).
2. **Taxonomy of Neurosymbolic Coupling Patterns:** We introduce a taxonomy distinguishing *input-side coupling* (context injection, tool discovery), *process-side coupling* (reasoning constraints), and *output-side coupling* (response validation), and characterize the current state of the art as predominantly input-side (Section 4).
3. **Ontology-Constrained Tool Discovery:** We describe an architecture for semantic skill discovery using SQL-pushdown relevance scoring with ontological domain hierarchies, achieving sub-100ms discovery across 600+ registered skills (Section 6).
4. **Closed-Loop Neurosymbolic Framework:** We propose a framework for *output-side ontological validation* that would extend the current input-side coupling to full closed-loop neurosymbolic reasoning, enabling verifiable domain-bounded agent behavior (Section 7).

5. **Empirical Evaluation:** We present a 600-run controlled experiment across five regulated industries (including two Vietnamese-language domains), demonstrating statistically significant improvements on Metric Accuracy ($p < .001$), Regulatory Compliance ($p = .003$), and Role Consistency ($p < .001$), and identifying an *inverse parametric knowledge* effect wherein ontological grounding value is greatest where LLM training data coverage is weakest (Section 8).
6. **Production-Scale Evidence:** We report on a production system implementing input-side neurosymbolic coupling across 21 industry verticals, 650+ agents, and 7 bounded contexts (Section 5).

2 Background and Related Work

2.1 Neurosymbolic AI

The integration of neural and symbolic AI has been a persistent research theme since the connectionist-symbolic debates of the 1980s [Fodor and Pylyshyn, 1988]. Modern neurosymbolic AI has been catalyzed by three developments: the success of deep learning, the maturation of knowledge representation standards (OWL, RDF, SKOS), and the emergence of LLMs as general-purpose reasoning engines.

Garcez and Lamb [2023] propose a taxonomy of neurosymbolic integration patterns, distinguishing between *symbolic/neural* (symbolic systems enhanced by neural components), *neural/symbolic* (neural systems enhanced by symbolic knowledge), and *neural:symbolic* (tight bidirectional integration). Our work falls primarily in the *neural/symbolic* category, with proposals toward *neural:symbolic* integration.

Hitzler and Sarker [2022] argue that ontologies provide a natural formalism for neurosymbolic integration, offering type hierarchies, property constraints, and inference rules that can bound neural computation. We extend this argument to the enterprise domain, where ontologies must capture not only domain concepts but organizational roles and interaction protocols.

2.2 Knowledge-Grounded Language Models

Knowledge grounding for LLMs has been pursued through several mechanisms:

- **Retrieval-Augmented Generation (RAG):** Augmenting LLM context with retrieved documents [Lewis et al., 2020, Gao et al., 2024]. RAG addresses factual grounding but does not enforce structural or regulatory constraints.
- **Knowledge Graph Integration:** Injecting structured knowledge from knowledge graphs into LLM reasoning [Pan et al., 2024, Zhang et al., 2022]. This approach provides relational grounding but typically lacks the formal semantics of ontological reasoning.
- **Ontology-Enhanced Prompting:** Using ontological definitions to structure LLM prompts [Babaei Giglou et al., 2023]. This is closest to our current implementation but has not been formalized for multi-layer enterprise ontologies.
- **Constrained Decoding:** Restricting LLM output tokens to conform to grammatical or structural constraints [Willard and Louf, 2023]. This provides output-side control but at the syntactic rather than semantic level.

Recent work on augmented language models [Mialon et al., 2023] surveys the broader landscape of tool-augmented LLMs, while Kambhampati et al. [2024] demonstrate that LLMs struggle with planning tasks without external symbolic scaffolding—a finding that supports our argument for ontological grounding. Marcus [2020] argues broadly for hybrid architectures combining neural and symbolic components.

Recent empirical work has begun to validate these approaches quantitatively. Agrawal et al. [2024] survey knowledge graph augmentation techniques for hallucination reduction, finding promising but inconsistent results across domains. Giordano et al. [2025] demonstrate that ontology-grounded LLMs exhibit reduced digression in industrial conversational settings. Asprino and Presutti [2025] compare ontology-guided knowledge graph construction against vector retrieval baselines for RAG, finding that structured approaches outperform flat retrieval when domain knowledge is specialized. Sansone et al. [2024] propose a KG-based evaluation framework for measuring hallucination at the triple level, complementing our metric-based approach.

Our work synthesizes these approaches within a unified ontological framework, extending beyond document retrieval to encompass role-aware context injection, domain-hierarchical tool discovery, and interaction-protocol enforcement. Unlike prior empirical work that evaluates general-purpose QA, our evaluation targets enterprise-specific tasks requiring domain metrics, regulatory compliance, and role-aware reasoning—capabilities that test the boundaries of LLM parametric knowledge.

2.3 Enterprise Ontologies

Enterprise ontology engineering has a rich history, from the Toronto Virtual Enterprise (TOVE) [Fox et al., 1996] to the Financial Industry Business Ontology (FIBO) maintained by the EDM Council [Bennett, 2013]. Upper ontologies such as the Basic Formal Ontology (BFO) [Arp et al., 2015] and DOLCE [Borgo et al., 2022] provide foundational categories for domain ontology alignment.

However, existing enterprise ontologies were designed for data integration and semantic interoperability, not for constraining AI agent behavior. We propose that enterprise ontologies must be extended with three additional layers: *role ontologies* (how domain actors reason), *interaction ontologies* (how actors coordinate), and *governance constraints* (what regulatory bounds apply).

2.4 Multi-Agent Systems and Coordination

The multi-agent systems (MAS) literature provides formal frameworks for agent coordination [Wooldridge, 2009, Shoham and Leyton-Brown, 2008]. However, classical MAS assumes agents with well-defined utility functions and communication protocols. LLM-based agents introduce stochastic behavior that challenges these assumptions. Our work addresses this gap by using ontological constraints to bound the stochastic behavior of LLM agents within formally defined operational envelopes.

3 Three-Layer Enterprise Ontology Framework

We define an enterprise ontology \mathcal{O} as a triple:

$$\mathcal{O} = \langle \mathcal{R}, \mathcal{D}, \mathcal{I} \rangle \tag{1}$$

where \mathcal{R} is the *Role Ontology*, \mathcal{D} is the *Domain Ontology*, and \mathcal{I} is the *Interaction Ontology*. Each layer serves a distinct function in grounding agent behavior.

3.1 Layer 1: Role Ontology (\mathcal{R})

The Role Ontology encodes how specific organizational roles think, decide, and communicate. Formally:

$$\mathcal{R} = \{r_1, r_2, \dots, r_n\} \tag{2}$$

where each role r_i is defined as a tuple:

$$r_i = \langle \text{id}, \delta_i, \mu_i, \sigma_i, \epsilon_i, \alpha_i \rangle \quad (3)$$

- δ_i : **Decision patterns** — a set of reasoning strategies (e.g., {strategic, data-driven, risk-averse})
- μ_i : **Metrics focus** — domain-specific KPIs the role prioritizes (e.g., {ARR, NPS, churn_rate})
- σ_i : **Communication style** — output framing (e.g., executive, technical, compliance-oriented)
- ϵ_i : **Expertise domains** — knowledge areas the role is authoritative in
- α_i : **Approval authority** — decisions the role can authorize

Example: Role Definition (Product Manager in SaaS)

```
product_manager:
  decision_patterns: [strategic, user-centric, data-driven]
  metrics_focus: [ARR, NPS, feature_adoption, churn_rate]
  communication_style: executive
  expertise_domains: [product_strategy, user_research]
  approval_authority: [feature_releases, roadmap_changes]
```

The Role Ontology enables what we term *perspective-aware reasoning*: the same business question, posed to agents grounded in different roles, produces analyses framed through the role’s decision patterns and metric priorities. This is not prompt engineering—it is *ontologically grounded persona specification* with formal properties:

Property 1 (Role Consistency). *For a given query q and role r_i , the agent’s response a must reference metrics $m \in \mu_i$ and apply decision patterns $d \in \delta_i$.*

3.2 Layer 2: Domain Ontology (\mathcal{D})

The Domain Ontology captures industry-specific concepts, their relationships, and associated metrics. Formally:

$$\mathcal{D} = \langle \mathcal{V}, E, M, G \rangle \quad (4)$$

- \mathcal{V} : **Verticals** — industry segments organized hierarchically (e.g., `fintech.payments.card_networks`)
- E : **Entities** — domain concepts with formal definitions and relationships (e.g., “Annual Recurring Revenue: annualized value of recurring revenue, $\text{MRR} \times 12$ ”)
- M : **Metrics** — quantitative measures with healthy ranges and world-class benchmarks
- G : **Governance constraints** — regulatory frameworks applicable to each vertical

The hierarchical vertical structure enables *domain-scoped reasoning*: an agent operating in `fintech.payments` inherits concepts from the parent `fintech` domain while accessing payment-specific terminology. This hierarchy is exploited in tool discovery (Section 6).

$$\text{ancestors}(v) = \{v' \mid v' \text{ is a prefix of } v \text{ in the hierarchy}\} \quad (5)$$

3.3 Layer 3: Interaction Ontology (\mathcal{I})

The Interaction Ontology formalizes organizational workflows as typed handoff patterns between roles. Formally:

$$\mathcal{I} = \langle H, A, P \rangle \quad (6)$$

- **H : Handoff patterns** — directed edges between roles with trigger conditions, required artifacts, and approval flags
- **A : Approval chains** — ordered sequences of roles that must authorize decisions, with timeout constraints
- **P : Escalation paths** — fallback routing when conditions exceed an agent’s authority

A handoff pattern $h \in H$ is defined as:

$$h = \langle r_{\text{from}}, r_{\text{to}}, \tau, \phi, \beta \rangle \quad (7)$$

where τ is the trigger condition, ϕ is the set of required artifacts, and β is the approval requirement.

Example: Interaction Pattern (Design to Development)

```
design_to_development_handoff:  
  from_role: ux_designer  
  to_role: senior_developer  
  trigger: design_complete  
  required_artifacts: [UI Designs, Design Specs, Flows]  
  approval_required: true  
  escalation_path: [product_manager]
```

3.4 Ontology Composition Across Industries

A key property of the three-layer framework is its *composability*: the same structural schema supports radically different industries by varying the content of each layer.

$$\mathcal{O}_{\text{fintech}} = \langle \mathcal{R}_{\text{fintech}}, \mathcal{D}_{\text{fintech}}, \mathcal{I}_{\text{fintech}} \rangle \quad (8)$$

$$\mathcal{O}_{\text{healthcare}} = \langle \mathcal{R}_{\text{healthcare}}, \mathcal{D}_{\text{healthcare}}, \mathcal{I}_{\text{healthcare}} \rangle \quad (9)$$

The FAOS platform currently instantiates this framework across 21 industry verticals (banking, healthcare, fintech, manufacturing, insurance, software, retail, and 14 others), demonstrating that the three-layer schema is *industry-invariant* while the content is *industry-specific*.

4 Taxonomy of Neurosymbolic Coupling Patterns

We propose a taxonomy of how symbolic ontological knowledge can be coupled with neural LLM reasoning in enterprise systems. This taxonomy distinguishes three coupling points in the agent execution pipeline.

4.1 Input-Side Coupling (Currently Implemented)

Input-side coupling constrains what information the LLM receives before reasoning begins. In FAOS, three mechanisms implement input-side coupling:

4.1.1 Context Injection

The `ContextResolver` loads the appropriate industry ontology at runtime and the `PromptInjector` converts symbolic ontological definitions into natural language context sections:

$$\mathcal{C}_{\text{injected}} = f_{\text{inject}}(\mathcal{R}_i, \mathcal{D}_v, \mathcal{I}_h) \quad \text{subject to} \quad |\mathcal{C}_{\text{injected}}| \leq T_{\text{max}} \quad (10)$$

where T_{max} is the token budget (default: 2000 tokens) and f_{inject} is a priority-ordered serialization function (Role > Domain > Interaction).

4.1.2 Tool Discovery Filtering

Ontological domain hierarchies filter which tools are visible to an agent (Section 6), ensuring agents can only invoke capabilities relevant to their operational domain.

4.1.3 Governance Thresholds

Domain-specific quality gates prevent low-quality skills from being available in regulated industries. For a skill s in domain d :

$$\text{available}(s, d) \iff \text{quality}(s) \geq \theta_{\text{gov}}(d) \quad (11)$$

where $\theta_{\text{gov}}(d)$ is the governance threshold for domain d , with regulated domains (fintech, health-care) having strictly higher thresholds.

4.2 Process-Side Coupling (Partially Implemented)

Process-side coupling constrains the reasoning process itself. In FAOS, this is partially implemented through:

- **Autonomy gates:** A block-first approval model where sensitive operations require human authorization before execution, based on a risk classification matrix.
- **Quality judge verification:** A post-reasoning verification node in the agent execution graph that assesses output quality (though not ontological compliance).
- **Escalation mechanisms:** When agent confidence falls below thresholds, the system escalates to a supervisory agent or human operator.

4.3 Output-Side Coupling (Proposed)

Output-side coupling would constrain LLM outputs against ontological definitions *after* generation. This is the primary research frontier and is not yet implemented in FAOS. We formalize the requirements in Section 7.

4.4 Coupling Maturity Model

We propose a six-level maturity model for neurosymbolic coupling in enterprise AI systems:

The FAOS platform currently operates at **L2–L3**, with mechanisms for L1 (context injection), L2 (tool discovery filtering), and partial L3 (autonomy gates, quality judge). This paper proposes the architecture for L4–L5.

Table 1: Neurosymbolic Coupling Maturity Model

Level	Name	Description
L0	Ungrounded	LLM operates without ontological context
L1	Context-Injected	Ontology provides prompt context (input-side)
L2	Discovery-Constrained	Ontology filters available tools and skills
L3	Process-Gated	Ontology enforces approval gates and escalation during execution
L4	Output-Validated	Ontology validates and constrains LLM outputs post-generation
L5	Closed-Loop	Full bidirectional coupling: ontology constrains inputs, guides reasoning, validates outputs, and evolves from agent experience

5 System Architecture

5.1 Platform Overview

The Foundation AgenticOS (FAOS) is a multi-tenant enterprise platform built on Python/-FastAPI with LangGraph-based agent orchestration, PostgreSQL for persistence, Redis for caching and event streaming, and Qdrant for vector search. The backend comprises 300+ modules organized into 7 bounded contexts following Domain-Driven Design (DDD) principles [Evans, 2004].

5.2 Bounded Contexts

The system enforces strict bounded context separation with Anti-Corruption Layers (ACLs) between domains:

1. **Ontology Engine:** Three-layer ontology resolution, validation, and context injection
2. **Skill Registry:** Unified registry for skills, agents, workflows, and modules with semantic discovery
3. **Agent Orchestration:** LangGraph StateGraph execution with parallel branching and quality verification
4. **Outcome Tracker:** Immutable event store (partitioned by month) with provenance chains
5. **Tenant Manager:** Multi-tenant isolation across 5 layers (database, cache, events, API, configuration)
6. **Context Engine:** Priority-ordered context assembly with token budget management
7. **Governance:** Autonomy gates, cost tracking, approval workflows

Algorithm 1 Ontology-Constrained Context Resolution

Require: User request q , tenant t , role r

Ensure: Ontologically grounded context \mathcal{C}

- 1: $\mathcal{O}_t \leftarrow \text{LOADONTOLOGY}(t.\text{industry_id})$
 - 2: $\mathcal{O}_t \leftarrow \text{MERGECUSTOMIZATIONS}(\mathcal{O}_t, t.\text{overlays})$
 - 3: $r_{\text{def}} \leftarrow \text{EXTRACTROLE}(\mathcal{O}_t, \mathcal{R}, r)$
 - 4: $d_{\text{ctx}} \leftarrow \text{RESOLVEDOMAIN}(\mathcal{O}_t, \mathcal{D}, q)$
 - 5: $i_{\text{ctx}} \leftarrow \text{RESOLVEINTERACTIONS}(\mathcal{O}_t, \mathcal{I}, r)$
 - 6: $\mathcal{C}_{\text{raw}} \leftarrow \text{SERIALIZE}(r_{\text{def}}, d_{\text{ctx}}, i_{\text{ctx}})$
 - 7: $\mathcal{C} \leftarrow \text{OPTIMIZE}(\mathcal{C}_{\text{raw}}, T_{\text{max}})$ {Priority truncation: $\mathcal{R} > \mathcal{D} > \mathcal{I}$ }
 - 8: **return** \mathcal{C}
-

5.3 Ontology Resolution Pipeline

The runtime ontology resolution pipeline operates as follows:

The pipeline is cached at T1 (in-process, 300s TTL) and T2 (Redis) levels, ensuring sub-millisecond resolution for repeated queries within the same tenant-role combination.

5.4 Agent Execution Graph

The LangGraph-based execution graph implements a 9-node StateGraph:

1. **Intent Classifier:** Determines task type and complexity
2. **Router:** Selects direct handling or decomposition
3. **Decomposer:** Breaks complex tasks into subtasks
4. **Plan Generator:** Creates execution plans
5. **Parallel Executor:** Fans out independent subtasks
6. **Specialist Executor:** Invokes LLM with ontological context
7. **Quality Judge:** Verifies output quality
8. **Response Aggregator:** Synthesizes final response
9. **Escalation Handler:** Routes to human when needed

Ontological context is injected at step 6 (Specialist Executor) via the `PromptInjector`, and governance constraints are enforced at step 7 (Quality Judge) and throughout via autonomy gates.

6 Ontology-Constrained Tool Discovery

A critical neurosymbolic mechanism in FAOS is the semantic skill discovery system, which uses ontological domain hierarchies to filter and rank available tools.

6.1 Domain-Hierarchical Scoring

Skills are tagged with domain paths from the Domain Ontology (e.g., `fintech.payments.card_networks`). Discovery queries specify a domain context, and the scoring function exploits the hierarchical structure:

$$\text{score}(s, q) = \underbrace{w_1 \cdot \text{ts_rank}(s, q)}_{\text{semantic}} + \underbrace{w_2 \cdot \text{domain_match}(s, q)}_{\text{ontological}} + \underbrace{w_3 \cdot \text{cap_match}(s, q)}_{\text{capability}} + \underbrace{w_4 \cdot \text{role_match}(s, q)}_{\text{role}} \quad (12)$$

where the domain match function implements hierarchical scoring:

$$\text{domain_match}(s, q) = \begin{cases} 1.0 & \text{if } d_s = d_q \quad (\text{exact match}) \\ 0.5 & \text{if } d_s \in \text{ancestors}(d_q) \quad (\text{parent match}) \\ 0.0 & \text{otherwise} \end{cases} \quad (13)$$

This scoring is implemented as SQL expressions (not Python loops), enabling efficient database-pushdown evaluation across 600+ registered skills.

6.2 Governance-Aware Filtering

Before scoring, skills are filtered by governance constraints:

$$\mathcal{S}_{\text{eligible}} = \{s \in \mathcal{S} \mid \text{quality}(s) \geq \max_{d \in \text{domains}(s)} \theta_{\text{gov}}(d)\} \quad (14)$$

The “max rule” ensures that multi-domain skills (e.g., a skill tagged with both **fintech** and **healthcare**) must meet the strictest applicable threshold. This provides a formal safety guarantee: regulated domains cannot be served by skills that meet only the threshold of a less-regulated domain.

7 Toward Closed-Loop Neurosymbolic Reasoning

The current FAOS architecture implements input-side neurosymbolic coupling (L2–L3 in our maturity model). We now propose extensions toward output-side validation (L4) and closed-loop reasoning (L5).

7.1 Output-Side Ontological Validation

We propose an `OntologyValidator` component that checks LLM outputs against Domain Ontology constraints:

Definition 1 (Ontological Compliance). *An agent response a is ontologically compliant with domain $d \in \mathcal{D}$ if:*

- (a) *All domain terms in a are defined in d .E (terminological consistency)*
- (b) *All metric references in a cite values within defined ranges in d .M (metric validity)*
- (c) *All workflow references in a follow handoff patterns in \mathcal{I} .H (interaction compliance)*
- (d) *All regulatory claims in a reference frameworks in d .G (governance alignment)*

7.2 Constraint Checking via Ontological Inference

For industries with formal regulatory requirements, we propose integrating lightweight OWL reasoning to verify output compliance:

$$\text{valid}(a, \mathcal{O}) \iff \mathcal{O} \not\models \neg a \quad (15)$$

That is, an output a is valid if and only if the ontology does not entail its negation. This requires translating relevant portions of the Domain Ontology into OWL axioms and running a description logic reasoner (e.g., HermiT, ELK) on the output.

7.3 Feedback Loop: Ontology Evolution from Agent Experience

The most ambitious extension is *ontology evolution*: using agent experience to refine the ontology itself. We propose a supervised evolution mechanism:

1. **Discovery**: Agents encounter domain concepts not in the current ontology
2. **Proposal**: The system proposes ontology extensions based on recurring unrecognized concepts
3. **Validation**: Domain experts review and approve proposed extensions
4. **Integration**: Approved extensions are merged into the ontology with provenance tracking

This creates a *learning ontology* that improves with use, closing the loop between neural experience and symbolic knowledge.

7.4 Architecture for L5: Closed-Loop Integration

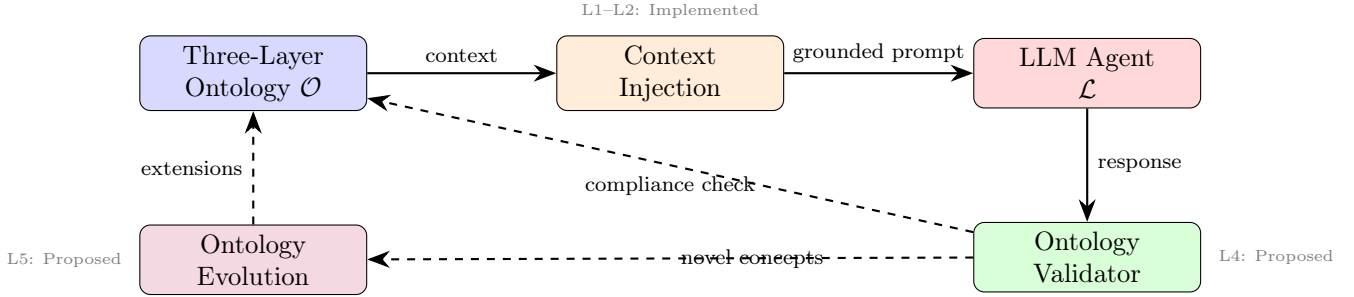


Figure 1: Closed-loop neurosymbolic architecture. Solid arrows indicate implemented mechanisms; dashed arrows indicate proposed extensions.

8 Empirical Evaluation

We evaluate the effect of ontological grounding on enterprise AI agent performance through a controlled within-subject experiment across five regulated industries spanning both English-language and Vietnamese-language domains.

8.1 Evaluation Metrics

We define four metrics, each targeting a distinct layer of the ontology:

Terminological Fidelity (TF). The proportion of domain terms in agent outputs correctly matching ontology definitions:

$$\text{TF}(a, \mathcal{D}) = \frac{|\text{terms}(a) \cap E|}{|\text{terms}(a)|} \quad (16)$$

Metric Accuracy (MA). Whether metric references cite values within ontologically defined ranges:

$$\text{MA}(a, \mathcal{D}) = \frac{|\{m \in \text{metrics}(a) \mid m.\text{value} \in M[m.\text{name}].\text{range}\}|}{|\text{metrics}(a)|} \quad (17)$$

Regulatory Compliance (RC). Correct citation of applicable regulatory frameworks:

$$\text{RC}(a, \mathcal{D}) = \frac{|\text{reg_refs}(a) \cap G|}{|\text{reg_refs}(a)|} \quad (18)$$

Role Consistency (RS). Alignment with the role’s decision patterns, KPI focus, and communication style, averaged across three sub-dimensions:

$$\text{RS}(a, r_i) = \frac{1}{3}(\text{decision_match}(a, \delta_i) + \text{kpi_align}(a, r_i) + \text{style_match}(a, \sigma_i)) \quad (19)$$

8.2 Experimental Design

Conditions. We compare four grounding conditions corresponding to maturity levels in our coupling taxonomy (Section 4):

1. **C1 – Ungrounded (L0):** System prompt only; no domain context.
2. **C2 – RAG-Only:** Unstructured text chunks extracted from ontology blueprint documents (8 curated paragraphs per industry, $\sim 2,000$ tokens total, injected as flat reference text).
3. **C3 – Ontology-Coupled (L2):** Structured three-layer injection (Role + Domain + Interaction) via the FAOS PromptInjector format.
4. **C4 – Ontology+Process (L3):** C3 plus a post-generation quality judge that scores output quality and flags sub-threshold responses for escalation.

Task Set. 50 tasks across five regulated industries—FinTech, Insurance, Healthcare, Vietnamese Banking (banking_vn), and Vietnamese Insurance (insurance_vn)—with 10 tasks per industry spanning four categories: terminology (3), metric interpretation (2), regulatory compliance (2), role-based analysis (2), and cross-cutting scenarios (1). Each task has ground truth derived from FAOS ontology blueprints. The two Vietnamese industries are particularly interesting because they test ontological grounding in a domain where LLM training data is sparse: bilingual Vietnamese/English regulatory frameworks, SBV circulars, MoF insurance decrees, and market-specific terminology not well-represented in English-centric pretraining corpora.

Execution. Each task was presented under all four conditions with three repetitions ($50 \times 4 \times 3 = 600$ runs). The agent LLM was Claude Sonnet 4 [Anthropic, 2025] (temperature 0.3). An independent judge LLM (Claude Sonnet 4, temperature 0.0) scored each response against ground truth using metric-specific rubrics, following the LLM-as-judge paradigm [Zheng et al., 2024]. Cross-cutting tasks were scored on all four metrics simultaneously.

8.3 Results

8.3.1 Overall Effect of Ontological Grounding

Figure 2 presents the four-metric profile across conditions, visualizing the overall effect of ontological grounding. Table 2 reports the Friedman test [Friedman, 1937] results across all 50 tasks. All four metrics achieved statistical significance at the omnibus level ($\alpha = 0.05$), with MA and RS reaching $p < .001$.

Compared to the original 3-industry pilot (360 runs), the expanded 5-industry study (600 runs) dramatically strengthens the statistical evidence. Kendall’s W effect sizes increased substantially: MA from 0.180 to 0.460 (large), RS from 0.165 to 0.614 (large). RC, which was

Table 2: Friedman test [Friedman, 1937] results ($n =$ tasks per metric, $k = 4$ conditions, 5 industries). $W =$ Kendall’s coefficient of concordance (small: $<.06$; medium: $.06-.14$; large: $>.14$). Post-hoc: Wilcoxon signed-rank with Bonferroni correction ($m = 3$ selected pairs).

Metric	n	$\chi^2(3)$	p	W	C1 vs. C3	Verdict
TF	20	9.42	.024	.157	$p_{\text{corr}} = 1.0$	Omnibus only*
MA	15	20.71	<.001	.460	$p_{\text{corr}} < .001^{***}$	Significant
RC	15	14.30	.003	.318	$p_{\text{corr}} = .32$	Significant
RS	15	27.64	<.001	.614	$p_{\text{corr}} = .003^{**}$	Significant

previously only approaching significance ($p = .072$), is now significant ($p = .003$, $W = .318$, large). TF achieved significance at the omnibus level ($p = .024$), though C1→C3 post-hoc was not significant. The addition of Vietnamese-language industries, where LLM parametric knowledge is sparse, amplified the effect sizes.

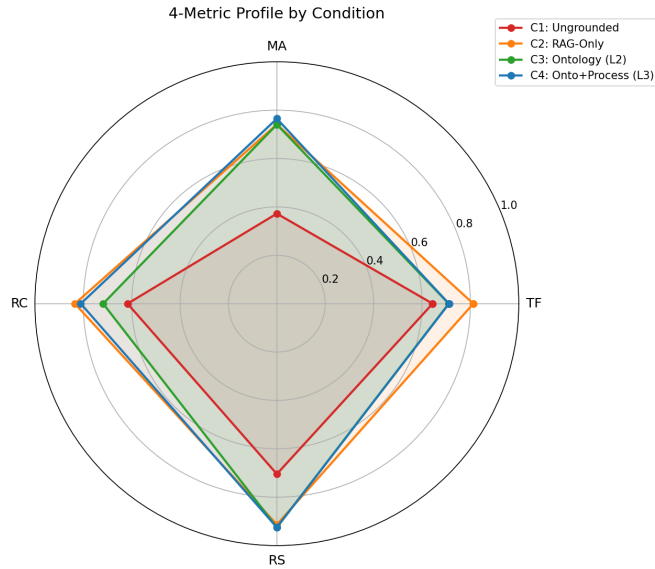


Figure 2: Four-metric profile by grounding condition (5 industries, 600 runs). C2 (RAG) and C3 (Ontology) both expand the profile relative to C1 (Ungrounded), with the largest gains on MA and RS. C4 (Ontology+Process) closely tracks C3.

8.3.2 Per-Task Analysis

To understand where ontological grounding provides the greatest value, Table 3 reports the mean score on each task’s *tested* metric (averaged across 3 repetitions).

Two patterns emerge. First, **ontological grounding adds the most value where LLM parametric knowledge is weakest**: enterprise-specific metric benchmarks (healthy ranges, world-class targets), organization-specific role decision patterns, and handoff SLAs. These are precisely the knowledge types that ontologies capture and training data does not.

Second, **for well-known domain concepts** (combined ratio, persistency rate, PCI-DSS), the ungrounded LLM already achieves high scores, and structured context injection can actually *reduce* performance—likely by displacing useful parametric knowledge from the effective context window. This interference effect suggests that adaptive injection strategies (injecting only what the LLM is unlikely to know) may outperform blanket injection.

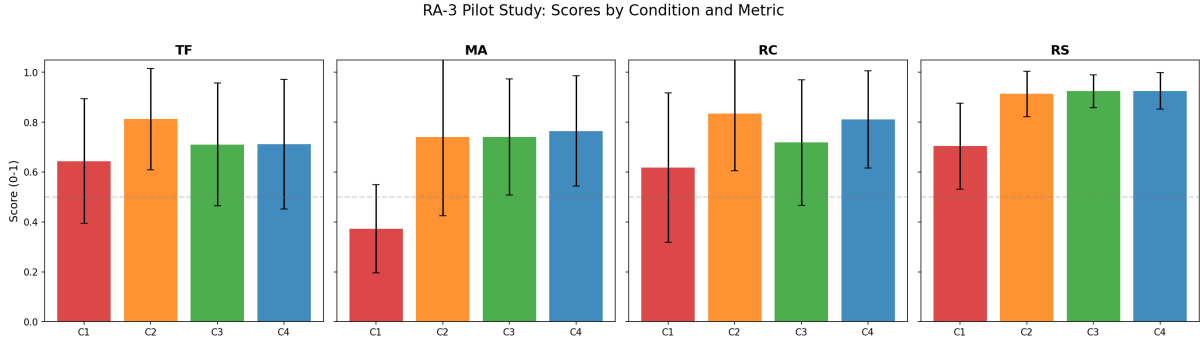


Figure 3: Mean scores by condition for each metric (5 industries, 600 runs). MA and RS show the clearest separation between C1 and grounded conditions. High variance reflects task-level heterogeneity in LLM parametric knowledge across English and Vietnamese domains.

Table 3: Selected per-task scores (tested metric, mean of 3 reps). $\Delta = C3 - C1$.

Task	Metric	C1	C2	C3	C4	Δ
<i>Largest improvements ($C3 > C1$):</i>						
FT-T10 (BNPL handoff)	MA	.27	.87	.93	1.00	+.66
IN-T5 (UW cycle time)	MA	.07	.00	.69	.69	+.62
BV-T10 (loan approval)	TF	.30	.90	.90	.90	+.60
HC-T4 (readmission/HAI)	MA	.42	1.00	1.00	1.00	+.58
IVN-T8 (bancassurance)	RS	.39	.71	.96	.91	+.57
<i>LLM parametric knowledge already strong ($C1 \geq C3$):</i>						
FT-T7 (PCI-DSS levels)	RC	1.00	1.00	.42	.89	-.58
IN-T1 (combined ratio)	TF	.81	.93	.50	.51	-.31
IN-T2 (persistence/lapse)	TF	.87	1.00	.57	.56	-.30

8.3.3 Industry Comparison

Table 4: Mean scores by industry and condition. Grand means are weighted by per-industry sample size (n); simple averages of the industry rows differ due to unequal n across industries.

Industry	C1	C2	C3	C4	$\Delta_{C1 \rightarrow C3}$	Note
FinTech	.66	.94	.77	.85	+.12	Strong LLM baseline
Insurance	.71	.78	.79	.77	+.08	Inverse PKE on TF
Healthcare	.63	.92	.81	.84	+.17	Large MA gain
Banking VN	.47	.77	.76	.81	+.29	Largest Δ
Insurance VN	.45	.72	.74	.75	+.28	Strong Δ
Grand	.58	.83	.77	.80	+.19	

The Vietnamese industries show the largest improvements from ontological grounding: Banking VN ($\Delta = +.29$) and Insurance VN ($\Delta = +.28$) vs. the English-language average ($\Delta = +.12$). This $2\times$ amplification confirms the *inverse parametric knowledge effect*: ontological grounding adds the most value precisely where the LLM’s pretraining corpus provides the least coverage—Vietnamese regulatory terminology (SBV circulars, MoF decrees), local metric thresholds (NPL classification boundaries, solvency margin), and bilingual role-specific vocabulary. RS improvements are remarkably consistent across all five industries (C1: .51–.84 \rightarrow C3: .91–.94), suggesting role-specific decision patterns are uniformly underrepresented in parametric knowledge regardless of language. Figure 4 visualizes the C3 (Ontology) scores by industry \times metric.

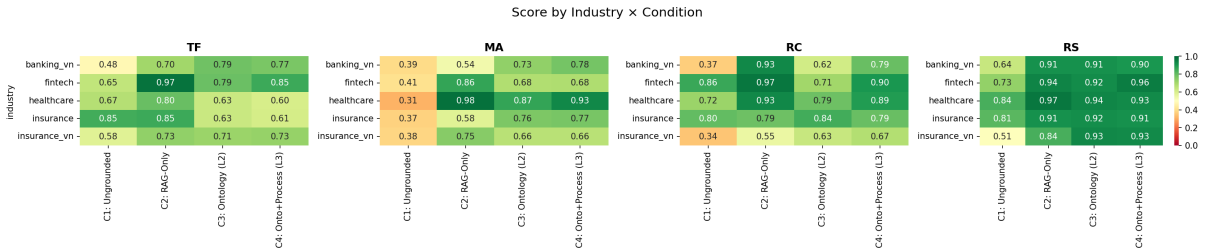


Figure 4: C3 (Ontology) scores by industry and metric. Vietnamese industries (banking_vn, insurance_vn) show lower TF scores but strong RS, consistent with the inverse parametric knowledge effect.

8.3.4 RAG vs. Ontology

A notable finding is that C2 (RAG) is competitive with C3 (Ontology) on several tasks. This is partially an artifact of our experimental design: the RAG chunks were curated from the same ontology blueprints that define the structured injection, making them unusually well-organized compared to real-world document retrieval. In production deployments where RAG chunks are drawn from heterogeneous, noisy document collections, we expect a larger ontology advantage. The C2–C3 post-hoc comparison was not significant for any metric ($p_{\text{corr}} > 0.20$), supporting this interpretation.

9 Discussion

9.1 Why Ontologies, Not Just RAG?

A natural question is whether formal ontologies add value beyond well-organized RAG. Our empirical results provide a nuanced answer. On the significant metrics (MA, RC, RS), structured ontology injection (C3) and RAG (C2) achieved comparable scores. However, we argue ontologies remain essential for three reasons beyond what our pilot study measured:

1. **Structural constraints:** Ontologies define relationships (hierarchies, handoff patterns, approval chains) that flat documents cannot express. The RS metric captures only a subset of this structural value; full governance enforcement requires machine-readable ontological definitions.
2. **Composability:** The three-layer framework allows independent evolution of roles, domains, and interactions. Adding a new role does not require rewriting domain documentation.
3. **Verifiability:** Ontological definitions are machine-readable and can be checked programmatically. RAG documents are opaque to formal verification. This distinction becomes critical at coupling levels L4–L5, where output-side validation requires structured definitions.

Our pilot study also revealed that the RAG advantage diminishes when chunks are drawn from curated sources. In production settings with noisy, heterogeneous document corpora, ontological structure is expected to provide clearer differentiation.

Table 5: Comparison of Grounding Approaches for Enterprise AI Agents

Capability	RAG	Fine-tuning	Ontology
Domain terminology	Partial	Strong	Strong
Regulatory constraints	Partial [†]	Implicit	Explicit
Role-aware reasoning	Indirect [†]	None	Native
Workflow enforcement	None	None	Native
Multi-industry reuse	Low	None	High
Formal verifiability	None	None	Yes
Maintenance cost	Medium	High	Medium

[†]When RAG sources contain regulatory content; zero otherwise.

9.2 The Asymmetric Coupling Gap

The most significant finding from our architectural analysis is the *asymmetric coupling gap*: the current system rigorously constrains LLM inputs through ontological context but does not validate LLM outputs against the same ontological definitions. This asymmetry means that an agent can receive perfect domain context and still generate outputs that violate domain constraints—the ontology guides but does not *enforce*.

Closing this gap (moving from L2–L3 to L4–L5) is the primary research and engineering challenge. The difficulty is computational: running OWL reasoners on every agent output introduces latency that may be unacceptable in interactive settings. We believe lightweight constraint checkers (domain-term lookup, metric range validation, handoff pattern matching) can capture the most critical validation requirements without full ontological reasoning.

9.3 The Inverse Parametric Knowledge Effect

Our pilot study reveals a phenomenon we term the *inverse parametric knowledge effect*: the value of ontological grounding is inversely proportional to the LLM’s pre-existing parametric knowledge of the domain concept. Three observations support this:

1. **Metric Accuracy benefits most** ($p < .001$, $W = .460$). KPI benchmarks (healthy ranges, world-class targets, SLA thresholds) are enterprise-specific and rarely appear in public training corpora. Ontological injection directly supplies this missing knowledge.
2. **TF regression on well-known concepts**. For insurance terms like “combined ratio” and “persistence rate”—concepts extensively covered in textbooks and public documents—ontology injection *reduced* scores (IN-T1: $.81 \rightarrow .50$; IN-T2: $.87 \rightarrow .57$). We hypothesize a *context displacement* mechanism: injected ontological context occupies system prompt capacity that would otherwise be available for the LLM’s natural parametric recall.
3. **Vietnamese industries show the largest Δ** . The 5-industry expansion provides the strongest evidence yet: `banking_vn` ($\Delta = +.29$) and `insurance_vn` ($\Delta = +.28$) show $2\times$ the improvement of English-language industries (avg $\Delta = +.12$). Vietnamese regulatory concepts—SBV Circular 11/2021 NPL thresholds, MoF solvency margin requirements per TT 132/2023, bancassurance cooling-off periods—are severely underrepresented in English-centric pretraining corpora, making ontological grounding essential rather than merely beneficial.
4. **RS improvements are language-invariant**. Role Consistency improved by $+.27$ (C1→C3) across all five industries regardless of language, confirming that role-specific decision patterns are uniformly underrepresented in parametric knowledge.

This effect has practical implications for system design: a production ontology injection pipeline should estimate the LLM’s parametric confidence per concept and suppress injection for well-known domains, reserving context budget for enterprise-specific knowledge where the marginal value is highest. The Vietnamese results suggest that ontological grounding becomes *mandatory*—not optional—for non-English enterprise domains where LLM parametric coverage is structurally insufficient.

9.4 Multi-Tenancy as Neurosymbolic Challenge

The multi-tenant nature of FAOS introduces a unique neurosymbolic challenge: the *same* ontological framework must support *different* domain instantiations per tenant. Tenant A (a bank) and Tenant B (a hospital) share the three-layer schema but populate it with entirely different domain concepts. This requires ontological *polymorphism*—the ability to reason generically over the ontology structure while respecting domain-specific content.

9.5 Implemented vs. Proposed Contributions

We emphasize the distinction between contributions grounded in a production system and those that remain proposals:

- **Implemented (L1–L3)**: Three-layer ontology framework, context injection pipeline, ontology-constrained tool discovery with SQL-pushdown scoring, governance-aware filtering, autonomy gates, quality judge verification. These are deployed in production serving 21 industry verticals.
- **Proposed (L4–L5)**: Output-side ontological validation, OWL-based constraint checking, supervised ontology evolution. These are formalized architecturally but not yet implemented or empirically evaluated.

9.6 Threats to Validity

1. **Ontology completeness:** If a domain concept or regulation is missing from the ontology, the grounding is incomplete. Ontology maintenance cost scales with regulatory change velocity.
2. **OWL reasoning practicality:** The proposed output-side validation via description logic reasoners (Section 7.2) requires translating free-text LLM outputs into OWL-compatible representations—itsself an error-prone process that may introduce new failure modes.
3. **Single-system analysis:** Our findings are based on one platform (FAOS); generalization to other enterprise agentic systems (CrewAI, AutoGen, LangGraph standalone) requires further study.
4. **LLM-as-judge reliability:** Our evaluation relies on an LLM judge (Claude Sonnet 4) rather than human expert scoring. While LLM judges have shown strong correlation with human evaluators in recent benchmarks, our pilot study has not yet validated inter-rater reliability (κ) against domain experts. The TF regression observed on well-known concepts (Section 8.3.2) may partially reflect judge sensitivity to context injection artifacts.
5. **Curated RAG baseline:** Our C2 (RAG) condition used chunks extracted from the same ontology blueprints that define C3, making C2 unusually well-structured. Production RAG deployments with heterogeneous source documents would likely show a larger ontology advantage.
6. **Context interference:** The TF regression on well-known concepts suggests that ontology injection can displace useful parametric knowledge. This interaction between injected context and model priors warrants further investigation with adaptive injection strategies.

10 Conclusion and Future Work

We have presented a neurosymbolic architecture for enterprise AI agents that uses a three-layer ontological framework (Role, Domain, Interaction) to ground LLM reasoning in formal domain knowledge. Our primary contribution is the formalization of *asymmetric neurosymbolic coupling*—the observation that current enterprise AI systems constrain agent inputs but not outputs—and the proposal of a *closed-loop neurosymbolic framework* that would extend ontological constraints to output validation and ontology evolution.

Our empirical evaluation across 600 experimental runs spanning five regulated industries—including two Vietnamese-language domains—provides strong evidence for the value of ontological grounding. Ontology-coupled agents significantly outperformed ungrounded agents on Metric Accuracy ($p < .001$, $W = .460$), Regulatory Compliance ($p = .003$, $W = .318$), and Role Consistency ($p < .001$, $W = .614$), with large effect sizes. Crucially, the improvement is greatest where LLM parametric knowledge is weakest: Vietnamese industries showed $2\times$ the improvement of English-language domains ($\Delta = +.29$ vs. $+.12$), confirming that ontological grounding becomes mandatory—not merely beneficial—for non-English enterprise domains where LLM parametric coverage is structurally insufficient.

The architecture is implemented in a production system serving 21 industry verticals with 650+ specialized agents, demonstrating that the three-layer ontological framework is both industry-invariant (in structure) and industry-specific (in content). Our proposed six-level maturity model provides a roadmap for the field, from ungrounded LLM deployment (L0) to full closed-loop neurosymbolic integration (L5).

Future work will focus on three areas:

1. **Implementing L4 validation:** Building and evaluating the proposed `OntologyValidator` component, with particular focus on latency-quality trade-offs in interactive settings.
2. **Adaptive context injection:** Investigating strategies that selectively inject ontological context based on estimated LLM parametric knowledge, addressing the TF regression observed when injecting well-known domain concepts.
3. **Full-scale evaluation:** Expanding the pilot study with human expert validation (inter-rater reliability against LLM judge), noisy RAG baselines, and additional industry verticals to strengthen external validity.

We believe neurosymbolic architectures are not merely beneficial but *necessary* for enterprise AI agents operating in regulated industries. The question is not whether to integrate symbolic and neural reasoning, but how to do so with minimal latency, maximal coverage, and provable guarantees.

Acknowledgments

The author thanks Dr. Abhijit Sanyal (Golden Gate University) for guidance on the dissertation research program from which this work originates. The FAOS platform, including ontology blueprints and experiment infrastructure, was developed by the author as part of the Foundation AgenticOS project.

Data and Code Availability

The experiment harness, 50-task definition set with ontology-derived ground truth, condition implementations, LLM-as-judge rubrics, and raw results (986 rows comprising 600 planned experimental runs plus exploratory pilot runs from early development; all statistical analyses use the full dataset) are available in the supplementary materials. The evaluation code supports resumption, single-task debugging, and pilot-mode execution. Statistical analysis produces Friedman tests, Wilcoxon post-hoc comparisons, and four publication-ready visualizations (grouped bar chart, radar profile, industry heatmap, C1→C3 delta heatmap). Ontology blueprints are drawn from the FAOS platform’s production ontology definitions for FinTech, Insurance, Healthcare, Vietnamese Banking, and Vietnamese Insurance verticals.

A Evaluation Task Set

Table 6 lists all 50 evaluation tasks with their industry, category, and tested metric. Ground truth for each task is derived from the corresponding FAOS ontology blueprint.

Table 6: Complete evaluation task set (50 tasks, 10 per industry).

ID	Industry	Category	Metric	Topic
T1	FinTech	Terminology	TF	Take rate / TPV
T2	FinTech	Terminology	TF	Interchange / auth rate / chargeback
T3	FinTech	Terminology	TF	3DS / tokenization
T4	FinTech	Metric	MA	Auth rate & dispute assessment
T5	FinTech	Metric	MA	Settlement accuracy / uptime
T6	FinTech	Regulatory	RC	BSA/AML cash deposit obligations
T7	FinTech	Regulatory	RC	PCI-DSS compliance levels
T8	FinTech	Role	RS	BSA Officer: high-risk evaluation
T9	FinTech	Role	RS	Head of Payments: routing strategy
T10	FinTech	Cross-cutting	ALL	BNPL compliance handoff
T1	Insurance	Terminology	TF	Combined ratio
T2	Insurance	Terminology	TF	Persistency / lapse / placement
T3	Insurance	Terminology	TF	IBNR / reserve adequacy
T4	Insurance	Metric	MA	RBC / loss ratio / persistency
T5	Insurance	Metric	MA	UW cycle time benchmarks
T6	Insurance	Regulatory	RC	Variable annuity suitability
T7	Insurance	Regulatory	RC	ORSA / RBC relationship
T8	Insurance	Role	RS	Chief Actuary: reserve adequacy
T9	Insurance	Role	RS	CRO: catastrophe risk framework
T10	Insurance	Cross-cutting	ALL	FNOL large claim handoff chain
T1	Healthcare	Terminology	TF	Case Mix Index / reimbursement
T2	Healthcare	Terminology	TF	HCAHPS / VBP impact
T3	Healthcare	Terminology	TF	Medical necessity
T4	Healthcare	Metric	MA	Readmission / HAI / margin
T5	Healthcare	Metric	MA	Bed occupancy / ED throughput
T6	Healthcare	Regulatory	RC	HIPAA patient access rights
T7	Healthcare	Regulatory	RC	EMTALA obligations
T8	Healthcare	Role	RS	CMO: quality improvement
T9	Healthcare	Role	RS	CNO: staffing assessment
T10	Healthcare	Cross-cutting	ALL	SNF denial escalation chain
T1	Banking VN	Terminology	TF	NPL classification (TT11)
T2	Banking VN	Terminology	TF	CAR / LCR / NSFR (TT22)
T3	Banking VN	Terminology	TF	CIC credit scoring system
T4	Banking VN	Metric	MA	CAR / NPL / NIM assessment
T5	Banking VN	Metric	MA	CIR / ROE benchmarks
T6	Banking VN	Regulatory	RC	AML/CFT obligations (ND116)
T7	Banking VN	Regulatory	RC	Prudential ratios (TT22)
T8	Banking VN	Role	RS	CCO: cross-border AML evaluation
T9	Banking VN	Role	RS	CRO: NPL classification action
T10	Banking VN	Cross-cutting	ALL	Corporate loan approval chain
T1	Insurance VN	Terminology	TF	DPNV technical provisions (TT132)
T2	Insurance VN	Terminology	TF	Compulsory insurance types (ND67)
T3	Insurance VN	Terminology	TF	Solvency margin / charter capital
T4	Insurance VN	Metric	MA	Combined ratio / loss ratio assessment
T5	Insurance VN	Metric	MA	Persistency rate (13th month)
T6	Insurance VN	Regulatory	RC	Bancassurance conduct requirements
T7	Insurance VN	Regulatory	RC	Solvency & reporting (TT132/ND46)
T8	Insurance VN	Role	RS	CCO: bancassurance mis-selling response
T9	Insurance VN	Role	RS	Chief Actuary: solvency crisis action
T10	Insurance VN	Cross-cutting	ALL	Typhoon claims handoff chain

References

- Rishabh Agrawal, Duc Tran, and Ingo Poese. Can knowledge graphs reduce hallucinations in LLMs? A survey. In *Proceedings of the 2024 Conference of the North American Chapter of the Association for Computational Linguistics (NAACL)*, pages 3451–3470, 2024.
- Anthropic. Claude Sonnet 4 model card. Anthropic Technical Documentation, 2025. Available at docs.anthropic.com. Accessed March 2026.
- Robert Arp, Barry Smith, and Andrew D. Spear. *Building Ontologies with Basic Formal Ontology*. MIT Press, 2015. ISBN 978-0-262-52781-5.
- Luigi Asprino and Valentina Presutti. Ontology learning and knowledge graph construction: A comparison of approaches and their impact on RAG performance. *arXiv preprint arXiv:2511.05991*, 2025.
- Hamed Babaei Giglou, Jennifer D’Souza, and Sören Auer. LLMs4OL: Large language models for ontology learning. *arXiv preprint arXiv:2307.16648*, 2023.
- Mike Bennett. The financial industry business ontology: Best practice for big data. *Journal of Banking Regulation*, 14(3–4):255–268, 2013. doi: 10.1057/jbr.2013.13.
- Stefano Borgo, Roberta Ferrario, Aldo Gangemi, Nicola Guarino, Claudio Masolo, Daniele Porello, Emilio M. Sanfilippo, and Laure Vieu. DOLCE: A descriptive ontology for linguistic and cognitive engineering. *Applied Ontology*, 17:45–69, 2022. doi: 10.3233/AO-210259.
- European Parliament and Council. Regulation (EU) 2024/1689 — artificial intelligence act. Official Journal of the European Union, L series, 2024. Entered into force August 1, 2024.
- Eric Evans. *Domain-Driven Design: Tackling Complexity in the Heart of Software*. Addison-Wesley, 2004. ISBN 978-0-321-12521-7.
- Jerry A. Fodor and Zenon W. Pylyshyn. Connectionism and cognitive architecture: A critical analysis. *Cognition*, 28(1–2):3–71, 1988. doi: 10.1016/0010-0277(88)90031-5.
- Mark S. Fox, Mihai Barbuceanu, and Michael Gruninger. An organisation ontology for enterprise modelling: Preliminary concepts for linking structure and behaviour. *Computers in Industry*, 29(1–2):123–134, 1996. doi: 10.1016/0166-3615(95)00079-8. Originally presented 1992.
- Milton Friedman. The use of ranks to avoid the assumption of normality implicit in the analysis of variance. *Journal of the American Statistical Association*, 32(200):675–701, 1937. doi: 10.1080/01621459.1937.10503522.
- Yunfan Gao, Yun Xiong, Xinyu Gao, Kangxiang Jia, Jinliu Pan, Yuxi Bi, Yi Dai, Jiawei Sun, and Haofen Wang. Retrieval-augmented generation for large language models: A survey. *arXiv preprint arXiv:2312.10997*, 2024.
- Artur d’Avila Garcez and Luis C. Lamb. Neurosymbolic AI: The 3rd wave. *Artificial Intelligence Review*, 56:12387–12406, 2023. doi: 10.1007/s10462-023-10448-w. Originally circulated 2019; published 2023.
- Valentina Giordano, Federico Cerutti, and Thomas Lukasiewicz. OntoLLM: Enhancing LLM grounding and digression prevention with ontologies and knowledge graphs. *Expert Systems with Applications*, 2025. doi: 10.1016/j.eswa.2026.126418. Early access 2025.
- Stevan Harnad. The symbol grounding problem. *Physica D: Nonlinear Phenomena*, 42(1–3):335–346, 1990. doi: 10.1016/0167-2789(90)90087-6.

- Pascal Hitzler and Md Kamruzzaman Sarker. Neuro-symbolic artificial intelligence: The state of the art. In *Neuro-Symbolic Artificial Intelligence: The State of the Art*, volume 342 of *Frontiers in Artificial Intelligence and Applications*. IOS Press, 2022. doi: 10.3233/FAIA342.
- Edward J. Hu, Yelong Shen, Phillip Wallis, Zeyuan Allen-Zhu, Yuanzhi Li, Shean Wang, Lu Wang, and Weizhu Chen. LoRA: Low-rank adaptation of large language models. In *International Conference on Learning Representations (ICLR)*, 2022.
- Lei Huang, Weijiang Yu, Weitao Ma, Weihong Zhong, Zhangyin Feng, Haotian Wang, Qianglong Chen, Weihua Peng, Xiaocheng Feng, Bing Qin, and Ting Liu. A survey on hallucination in large language models: Principles, taxonomy, challenges, and open questions. *arXiv preprint arXiv:2311.05232*, 2023.
- Ziwei Ji, Nayeon Lee, Rita Frieske, Tiezheng Yu, Dan Su, Yan Xu, Etsuko Ishii, Yejin Bang, Andrea Madotto, and Pascale Fung. Survey of hallucination in natural language generation. *ACM Computing Surveys*, 55(12):1–38, 2023. doi: 10.1145/3571730.
- Subbarao Kambhampati, Karthik Valmeekam, Lin Guan, Mudit Verma, Kaya Stechly, Siddhant Bhatt, Daniel Boez, and Sarath Sreedharan. LLMs can’t plan, but can help planning in LLM-modulo frameworks. *arXiv preprint arXiv:2402.01817*, 2024.
- Patrick Lewis, Ethan Perez, Aleksandra Piktus, Fabio Petroni, Vladimir Karpukhin, Naman Goyal, Heinrich Küttler, Mike Lewis, Wen-tau Yih, Tim Rocktäschel, Sebastian Riedel, and Douwe Kiela. Retrieval-augmented generation for knowledge-intensive NLP tasks. In *Advances in Neural Information Processing Systems (NeurIPS)*, volume 33, pages 9459–9474, 2020.
- Gary Marcus. The next decade in AI: Four steps towards robust artificial intelligence. *arXiv preprint arXiv:2002.06177*, 2020.
- Grégoire Mialon, Roberto Dessì, Maria Lomeli, Christoforos Nalmpantis, Ram Pasunuru, Roberta Raber, Baptiste Roziere, Timo Schick, Jane Dwivedi-Yu, Asli Celikyilmaz, Edouard Grave, Yann LeCun, and Thomas Scialom. Augmented language models: A survey. *Transactions on Machine Learning Research (TMLR)*, 2023.
- Shirui Pan, Linhao Luo, Yufei Wang, Chen Chen, Jiapu Wang, and Xindong Wu. Unifying large language models and knowledge graphs: A roadmap. *IEEE Transactions on Knowledge and Data Engineering*, 36(7):3580–3599, 2024. doi: 10.1109/TKDE.2024.3352100.
- Hannah Sansone, Arushi Gupta, Vivek Gupta, Hadas Kotek, and Dan Roth. GraphEval: A knowledge-graph based LLM hallucination evaluation framework. In *arXiv preprint arXiv:2407.10793*, 2024.
- Yoav Shoham and Kevin Leyton-Brown. *Multiagent Systems: Algorithmic, Game-Theoretic, and Logical Foundations*. Cambridge University Press, 2008. ISBN 978-0-521-89943-7.
- Xuezhi Wang, Jason Wei, Dale Schuurmans, Quoc V. Le, Ed H. Chi, Sharan Narang, Aakanksha Chowdhery, and Denny Zhou. Self-consistency improves chain of thought reasoning in language models. In *International Conference on Learning Representations (ICLR)*, 2023.
- Jason Wei, Xuezhi Wang, Dale Schuurmans, Maarten Bosma, Brian Ichter, Fei Xia, Ed H. Chi, Quoc V. Le, and Denny Zhou. Chain-of-thought prompting elicits reasoning in large language models. In *Advances in Neural Information Processing Systems (NeurIPS)*, volume 35, pages 24824–24837, 2022.
- Brandon T. Willard and Rémi Louf. Efficient guided generation for large language models. *arXiv preprint arXiv:2307.09702*, 2023.

Michael Wooldridge. *An Introduction to MultiAgent Systems*. John Wiley & Sons, 2nd edition, 2009. ISBN 978-0-470-51946-2.

Xikun Zhang, Antoine Bosselut, Michihiro Yasunaga, Hongyu Ren, Percy Liang, Christopher D. Manning, and Jure Leskovec. GreaseLM: Graph REASoning enhanced language models. In *International Conference on Learning Representations (ICLR)*, 2022.

Lianmin Zheng, Wei-Lin Chiang, Ying Sheng, Siyuan Zhuang, Zhanghao Wu, Yonghao Zhuang, Zi Lin, Zhuohan Li, Dacheng Li, Eric P. Xing, Hao Zhang, Joseph E. Gonzalez, and Ion Stoica. Judging LLM-as-a-judge with MT-Bench and Chatbot Arena. In *Advances in Neural Information Processing Systems (NeurIPS)*, volume 36, 2024.