

Robust d -wave altermagnetism in $\text{RbCr}_2\text{Se}_2\text{O}$

San-Dong Guo*

School of Electronic Engineering, Xi'an University of Posts and Telecommunications, Xi'an 710121, China

The $\text{KV}_2\text{Se}_2\text{O}$, $\text{Rb}_{1-\delta}\text{V}_2\text{Te}_2\text{O}$ and $\text{Cs}_{1-\delta}\text{V}_2\text{Te}_2\text{O}$ are experimentally confirmed to adopt either C-type or G-type antiferromagnetic configuration, corresponding to apparent or hidden altermagnetism. However, their nearly degenerate energies lead to inconsistent experimental assignments between the two antiferromagnetic configurations. Here, we predict that the experimentally synthesized $\text{RbCr}_2\text{Se}_2\text{O}$ is a robust d -wave altermagnetic metal, since the energy difference between C-type and G-type configurations is large, which is independent of electron correlation strength and van der Waals interaction. Upon applying in-plane uniaxial strain, $\text{RbCr}_2\text{Se}_2\text{O}$ can generate a net total magnetic moment via a direct piezomagnetic effect, which is distinct from semiconductor that typically requires carrier doping in addition to strain. This provides an experimental strategy for distinguishing the G-type antiferromagnetic configuration, in which the total magnetic moment remains zero under uniaxial strain. Our work presents an isostructural d -wave altermagnetic $\text{RbCr}_2\text{Se}_2\text{O}$ analogous to $\text{KV}_2\text{Se}_2\text{O}$, $\text{Rb}_{1-\delta}\text{V}_2\text{Te}_2\text{O}$ and $\text{Cs}_{1-\delta}\text{V}_2\text{Te}_2\text{O}$, which can facilitate further experimental verification. Furthermore, these results are universal across materials of this family $\text{XCr}_2\text{Y}_2\text{O}$ ($\text{X}=\text{K}, \text{Rb}, \text{Cs}$; $\text{Y}=\text{Se}, \text{Te}$), thus expanding the family of altermagnets.

Introduction.— Altermagnetism represents a new class of collinear magnetism beyond conventional ferromagnets and antiferromagnets. It features fully compensated magnetic moments under special crystal symmetry, while hosting spin-split electronic bands even in the absence of spin-orbit coupling[1, 2]. This unique combination gives rise to spin-polarized transport and anomalous Hall effects, making altermagnets promising for next-generation spintronic applications. A variety of altermagnetic (AM) materials have been successively predicted theoretically and identified experimentally in recent years[1–17], which has greatly promoted the rapid development of altermagnetism as a vibrant research direction in condensed matter physics and spintronics.

Two-dimensional (2D) d -wave altermagnets exhibit distinct advantages in generating and manipulating spin currents, rendering them highly appealing for spintronic applications. The $\text{KV}_2\text{Se}_2\text{O}$, $\text{Rb}_{1-\delta}\text{V}_2\text{Te}_2\text{O}$ and $\text{Cs}_{1-\delta}\text{V}_2\text{Te}_2\text{O}$ have been experimentally synthesized and can be regarded as quasi-two-dimensional materials[13–17]. Such layered structures can give rise to apparent and hidden electronic states depending on different magnetic configurations[18–23]. These materials possess two lowest-energy antiferromagnetic (AFM) configurations, namely the C-type (intralayer AFM, interlayer ferromagnetic (FM)) and G-type (both intralayer and interlayer AFM). The C-type corresponds to apparent altermagnetism, whereas the G-type corresponds to hidden altermagnetism (While no spin splitting is detected at the global level, local AM spin splitting is still present.), as has been clearly proposed[22]. Recently, hidden altermagnetism has also attracted increasing research attention. Hidden AM spin splitting has been predicted in multiferroic collinear AFM MnS_2 , giving rise to various emergent responses[24], and tunable hidden AM splitting has also been reported in layered Ruddlesden-Popper oxides[25]. Moreover, hidden altermagnetism is

predicted to exist in $\text{Sr}_{n+1}\text{Cr}_n\text{O}_{3n+1}$ owing to orbital ordering rather than lattice symmetry[26].

Experimentally, $\text{Rb}_{1-\delta}\text{V}_2\text{Te}_2\text{O}$ has been identified to adopt the C-type AFM configuration[14], corresponding to apparent altermagnetism, while $\text{Cs}_{1-\delta}\text{V}_2\text{Te}_2\text{O}$ exhibits the G-type configuration corresponding to hidden altermagnetism[15]. For $\text{KV}_2\text{Se}_2\text{O}$, two experiments yield contradictory results: one assigns it to the C-type[13], whereas the other determines it as the G-type[17]. For this family of materials, the C-type and G-type configurations are nearly degenerate with a tiny energy difference[27], so the vacancy distribution of intercalated atoms (K, Rb or Cs) can significantly influence the magnetic structure experimentally[15, 16]. Given that angle-resolved photoemission spectroscopy (ARPES) is surface-sensitive and its measurements of altermagnetism are prone to domain effects, differentiating apparent from hidden altermagnetism is not straightforward using only ARPES spectra. Recently, we have proposed that the in-plane uniaxial strain can be used to distinguish the C-type and G-type[28]. For the C-type phase, uniaxial strain can induce a net magnetic moment, while the total moment of the G-type phase remains zero.

It is natural to ask whether other isostructural compounds can possess robust apparent altermagnetism. These materials are layered structures constructed by stacking 2D AM materials $\text{V}_2\text{Se}_2\text{O}$ or $\text{V}_2\text{Te}_2\text{O}$, with K, Rb, or Cs atoms intercalated. Recently, a large number of 2D AM materials isostructural to $\text{V}_2\text{Se}_2\text{O}$ or $\text{V}_2\text{Te}_2\text{O}$ have been predicted[29], providing a foundation for constructing such layered materials. Fortunately, a new isostructural chromium oxyselenide, $\text{RbCr}_2\text{Se}_2\text{O}$, has recently been synthesized experimentally[30], which can be regarded as being constructed by intercalating Rb atoms into $\text{Cr}_2\text{Se}_2\text{O}$ bilayers. Magnetic susceptibility measurements indicate that $\text{RbCr}_2\text{Se}_2\text{O}$ undergoes an AFM transition at 345 K. Here, using first-principles calculations,

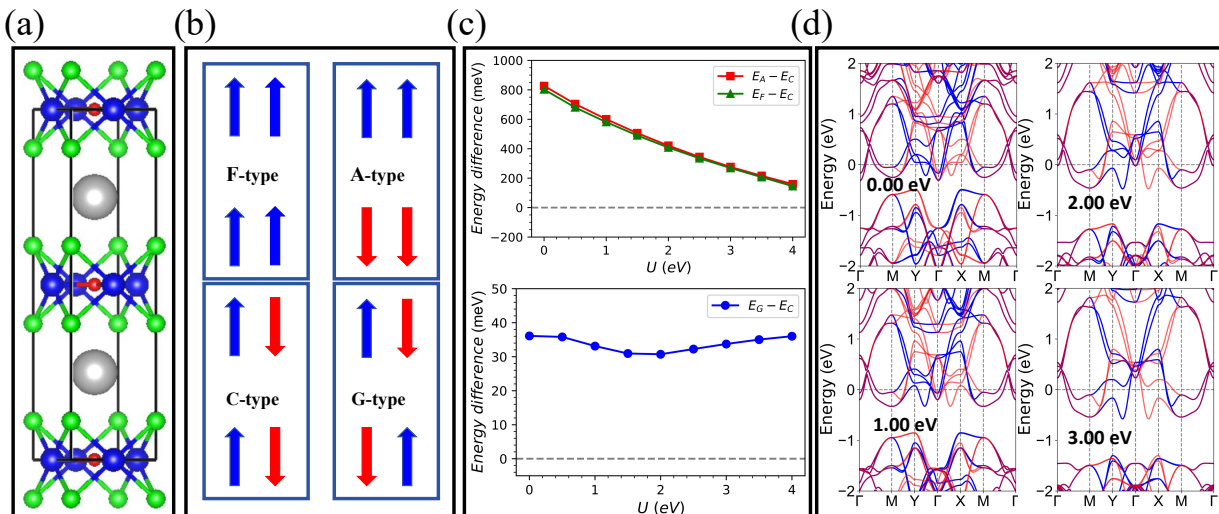


FIG. 1. (Color online) For $\text{RbCr}_2\text{Se}_2\text{O}$, (a): the crystal structure with blue, red, green and gray spheres representing Cr, O, Se and Rb atoms, respectively. The black box denotes the magnetic primitive cell. (b): four possible magnetic configurations with F-type, A-type, C-type and G-type. (c): the energies (per magnetic primitive cell) of F-, A-, and G-type configurations as functions of U , with C-type set to zero. (d): the global energy band structure with C-type AFM configuration at $U=0.00, 1.00, 2.00$ and 3.00 eV. The blue, red, and purple curves denote the spin-up, spin-down, and spin-degenerate bands, respectively.

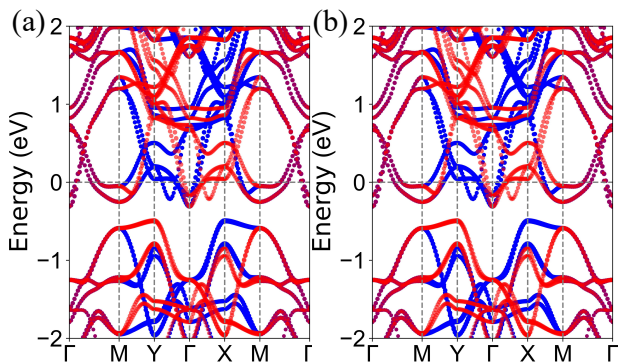


FIG. 2. (Color online) For $\text{RbCr}_2\text{Se}_2\text{O}$ without uniaxial strain at $U=0.00$ eV, the energy band structures with spin-resolved projections onto the sector A (a) and sector B (b) with C-type AFM configuration. The blue, red, and purple denote the spin-up, spin-down, and spin-degenerate bands, and the weighting coefficient is proportional to the circle size.

we establish that $\text{RbCr}_2\text{Se}_2\text{O}$ is a robust d -wave AM metal, and uniaxial strain can induce an experimentally observable net magnetic moment. These results are universal across the family of $\text{XCr}_2\text{Y}_2\text{O}$ materials ($\text{X}=\text{K}, \text{Rb}, \text{Cs}$; $\text{Y}=\text{Se}, \text{Te}$).

Computational detail.— We perform density functional theory (DFT) calculations[31, 32] using the Vienna ab initio simulation package (VASP)[33–35] within the framework of the projector augmented-wave (PAW) method. The generalized gradient approximation (GGA) of Perdew, Burke, and Ernzerhof (PBE)[36] is adopted as the exchange-correlation functional. A kinetic energy cutoff of 500 eV, a total energy convergence cri-

terion of 10^{-8} eV, and a force convergence criterion of $0.001\text{eV} \cdot \text{\AA}^{-1}$ are used to confirm reliable results. A $14 \times 14 \times 2$ Monkhorst-Pack k -point meshes are employed to sample the Brillouin zone (BZ) for both structural relaxation and electronic structure calculations. To examine the robustness of the energy difference between magnetic configurations, the Hubbard correction is incorporated within the rotationally invariant approach proposed by Dudarev et al.[37], and the van der Waals (vdW) interaction with the dispersion-corrected DFT-D3 method[38] is also considered. When uniaxial strain is applied along the a -axis, both the b - and c -axis lattice parameters are fully relaxed.

Main results.— As shown in Figure 1 (a), the experimentally synthesized $\text{RbCr}_2\text{Se}_2\text{O}$ is a quasi-two-dimensional compound composed of alternating Rb and $\text{Cr}_2\text{Se}_2\text{O}$ layers, crystallizing in the $P4/mmm$ space group (No.123)[30], which shares the same crystal structure as the $\text{KV}_2\text{Se}_2\text{O}$, $\text{Rb}_{1-\delta}\text{V}_2\text{Te}_2\text{O}$ and $\text{Cs}_{1-\delta}\text{V}_2\text{Te}_2\text{O}$ [13–17]. This structure is also consistent with our originally proposed model of hidden altermagnetism[22]. And then, we define the top $\text{Cr}_2\text{Se}_2\text{O}$ layer as sector A and the bottom $\text{Cr}_2\text{Se}_2\text{O}$ layer as sector B. Based on Figure 1 (b), four possible magnetic configurations are considered, namely FM intralayer with FM interlayer coupling, FM intralayer with AFM interlayer coupling, AFM intralayer with FM interlayer coupling, and AFM intralayer with AFM interlayer coupling, which are defined as F-type, A-type, C-type, and G-type, respectively. The magnetic configuration significantly affects both the spin-space group symmetry $[C_2||O]$ (The C_2 denotes a twofold rotation in spin space,

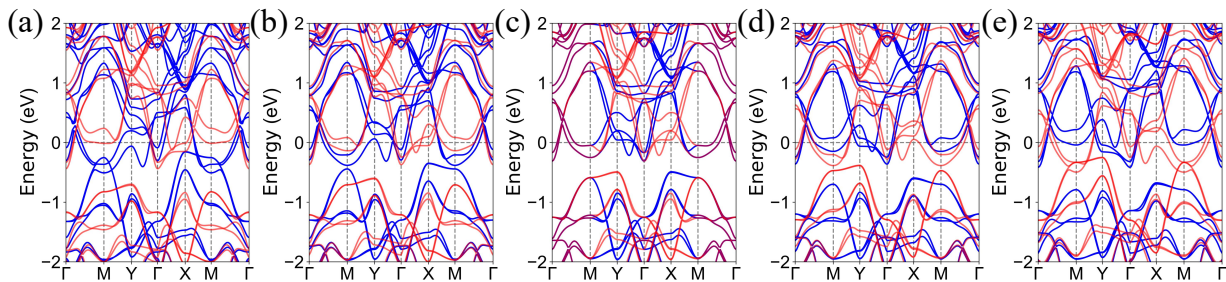


FIG. 3. (Color online) For $\text{RbCr}_2\text{Se}_2\text{O}$, the global energy band structure with C-type AFM configuration at $a/a_0=0.96$ (a), 0.98 (b), 1.00 (c), 1.02 (d) and 1.04 (e). The blue, red, and purple curves denote the spin-up, spin-down, and spin-degenerate bands, respectively.

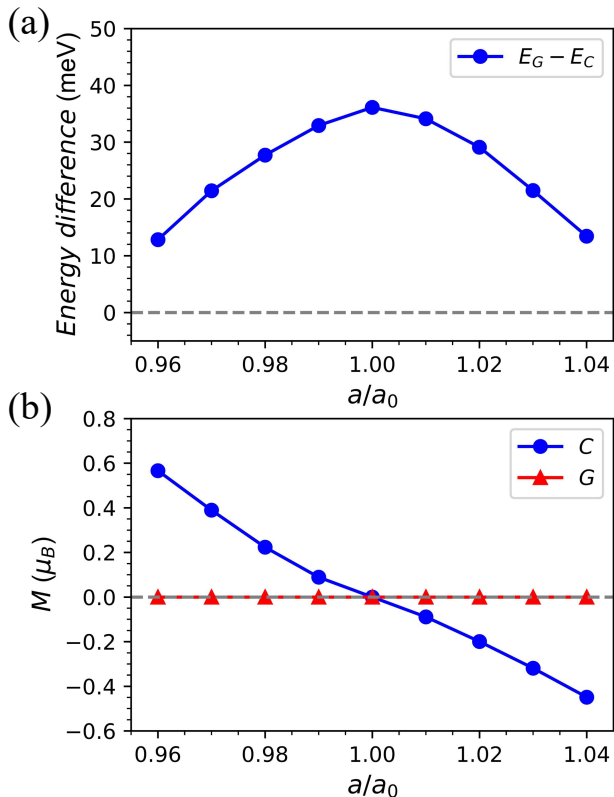


FIG. 4. (Color online) For $\text{RbCr}_2\text{Se}_2\text{O}$, (a): the energy (per magnetic primitive cell) of G-type configuration as function of a/a_0 with C-type set to zero. (b): the total magnetic moment as a function of a/a_0 with C-type and G-type AFM configurations.

while the O represents mirror (M), rotation (C), etc in lattice space.) and the corresponding spin splittings in momentum space[15, 16]. The A-type, C-type, and G-type configurations are all AFM, but exhibit distinct symmetry and magnetic characters. The A-type structure respects the $[C_2||M_z]$ symmetry, with globally spin-degenerate band structures but local FM spin splitting, which can be described as hidden ferromagnetism. The C-type structure obeys the $[C_2||C_4]$ symmetry, displaying d -wave altermagnetism in its band structure. The G-

type structure preserves PT (the joint symmetry (PT) of space inversion symmetry (P) and time-reversal symmetry (T)) symmetry, featuring globally spin-degenerate bands but local AM spin splitting, referred to as hidden altermagnetism[22].

We next determine the ground-state magnetic configuration of $\text{RbCr}_2\text{Se}_2\text{O}$. Taking the C-type magnetic configuration as the reference, the energies of the G-type, A-type, and F-type configurations as a function of U are plotted in Figure 1 (c). It can be clearly seen that, within the considered range of U , the energies of the A-type and F-type configurations are much higher than that of the C-type configuration. Although the energies of the G-type and C-type configurations are close to each other, their energy difference is significantly larger than those between the two magnetic configurations in $\text{XV}_2\text{Y}_2\text{O}$ ($X=\text{K, Rb, Cs}$; $Y=\text{S, Se, Te}$) systems (Less than 4.5 meV per magnetic primitive cell[15, 16, 27]), which is more favorable for the unambiguous experimental determination of the ground state of $\text{RbCr}_2\text{Se}_2\text{O}$. To verify the reliability of our results, we also considered the vdW interaction. The energies of the four magnetic configurations are presented in FIG.S1[39]. The vdW interaction does not affect the essential conclusions, and the energy difference between the G-type and C-type configurations still remains large.

The global band structures of the C-type magnetic configuration at typical U values of 0.00, 1.00, 2.00 and 3.00 eV are plotted in Figure 1 (d). It is clearly shown that $\text{RbCr}_2\text{Se}_2\text{O}$ exhibits d -wave altermagnetism governed by $[C_2||C_4]$ symmetry, with spin degeneracy along the Γ -M path and alternating spin splitting across the M-Y- Γ and M-X- Γ paths. Compared with $\text{KV}_2\text{Se}_2\text{O}$, $\text{Rb}_{1-\delta}\text{V}_2\text{Te}_2\text{O}$ and $\text{Cs}_{1-\delta}\text{V}_2\text{Te}_2\text{O}$ [13–16], the most distinct difference is that an obvious energy gap exists below the Fermi level in $\text{RbCr}_2\text{Se}_2\text{O}$. As U increases, the bands near the Fermi level become sparse. Since the band structure of $\text{Cs}_{1-\delta}\text{V}_2\text{Te}_2\text{O}$ and other systems at $U=0.00$ eV is more consistent with experimental results[15, 16], we mainly focus on the case of $U=0.00$ eV for $\text{RbCr}_2\text{Se}_2\text{O}$ in the following discussion, and the essential conclusions are independent of U . For $\text{RbCr}_2\text{Se}_2\text{O}$ without uniaxial strain at

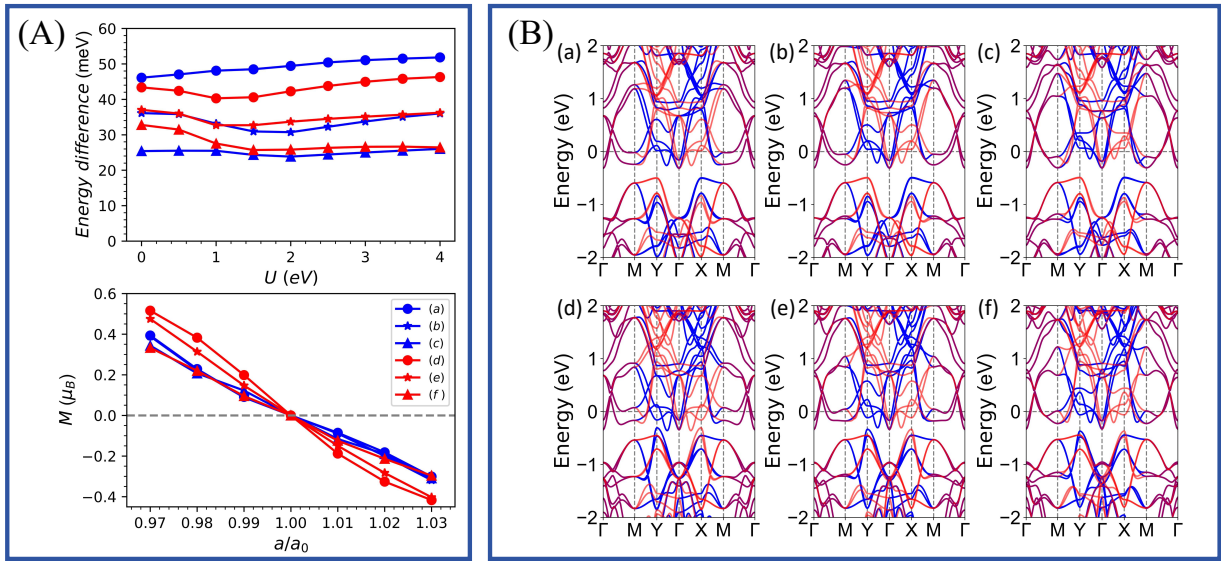


FIG. 5. (Color online) For $\text{KCr}_2\text{Se}_2\text{O}$ (a), $\text{RbCr}_2\text{Se}_2\text{O}$ (b), $\text{CsCr}_2\text{Se}_2\text{O}$ (c), $\text{KCr}_2\text{Te}_2\text{O}$ (d), $\text{RbCr}_2\text{Te}_2\text{O}$ (e) and $\text{CsCr}_2\text{Te}_2\text{O}$ (f), (A): the energy (per magnetic primitive cell) of G-type configuration as function of U with C-type set to zero, and the total magnetic moment as a function of a/a_0 with C-type; (B): the global energy band structure with C-type, and the blue, red, and purple curves denote the spin-up, spin-down, and spin-degenerate bands, respectively.

$U=0.00$ eV, the spin-resolved band structures projected onto sector A and sector B for the C-type AFM configuration are plotted in Figure 2. The projected band structures show that the two sectors A and B are fully equivalent. If each sector carries a net magnetic moment, their moments should be equal in magnitude and constructively additive. This differs from the G-type case, where the two sectors exhibit opposite spin polarizations, and any net magnetic moments thus cancel each other out[28].

In our previous work, we proposed that uniaxial strain can induce magnetic moments in C-type $\text{KV}_2\text{Se}_2\text{O}$, $\text{Rb}_{1-\delta}\text{V}_2\text{Te}_2\text{O}$ and $\text{Cs}_{1-\delta}\text{V}_2\text{Te}_2\text{O}$ systems, whereas the magnetic moment remains zero in the G-type magnetic configuration[28]. This provides an experimentally feasible strategy to distinguish between C-type and G-type. Here, we also investigate the effects of a -axis uniaxial strain on electronic structures and magnetic properties of $\text{RbCr}_2\text{Se}_2\text{O}$ using the strain parameter a/a_0 (0.95-1.05), where a and a_0 denote the strained and equilibrium lattice constants, respectively. The global band structures of $\text{RbCr}_2\text{Se}_2\text{O}$ with C-type at $a/a_0=0.96, 0.98, 1.00, 1.02$ and 1.04 are shown in Figure 3, and those with G-type in FIG.S2[39]. The energy of G-type configuration and the total magnetic moment with C-type and G-type as a function of a/a_0 are plotted in Figure 4.

According to Figure 4 (a), the C-type configuration of strained $\text{RbCr}_2\text{Se}_2\text{O}$ remains the ground state at all times. Under uniaxial strain, the C-type configuration exhibits spin splitting across the entire BZ, corresponding to the so-called s -wave symmetry. Combined with a nonzero total magnetic moment (see Figure 4 (b)), this

corresponds to the transition from altermagnetism to ferrimagnetism induced by uniaxial strain[28]. As the strain changes from compression to tension, the total magnetic moment varies nearly linearly from positive to negative values. At $a/a_0=0.97$, the magnetic moment reaches $0.39 \mu_B$, which is readily measurable in experiments. Uniaxial strain induces asymmetry in the band structures along the M-Y- Γ and M-X- Γ paths, and this asymmetry is reversed when the strain switches from compression to tension. For the G-type configuration, the system retains PT -antiferromagnetism with spin-degenerate bands and a vanishing total magnetic moment, while the uniaxial-strain-induced band asymmetry still persists. At the local scale, uniaxial strain induces a transition from hidden altermagnetism to hidden ferrimagnetism[28]. We also consider the case of $U=3.00$ eV, and all essential results remain unchanged at least under small strain (see FIG.S3 and FIGS4[39]). Uniaxial strain indeed can also be employed in $\text{RbCr}_2\text{Se}_2\text{O}$ to distinguish between C-type and G-type magnetic configurations, corresponding to apparent and hidden altermagnetism, respectively.

Discussion and Conclusion.— We also investigate the electronic structures and magnetic properties of $\text{RbCr}_2\text{Se}_2\text{O}$ -family compounds- $\text{XCr}_2\text{Y}_2\text{O}$ ($X=\text{K, Rb, Cs}$; $Y=\text{Se, Te}$)-to verify the generality of the above results. First, the dependence of the lattice parameters a and c on X and Y are presented in FIG.5[39]. It is found that a shows little variation with X and Y , whereas c is mainly determined by Y and then by X . Specifically, all compounds with $Y=\text{Te}$ have larger c than those with $Y=\text{Se}$, and c increases gradually as X changes from K to Rb to Cs . This trend is also consistent with that observed

in KV_2Se_2O , $Rb_{1-\delta}V_2Te_2O$ and $Cs_{1-\delta}V_2Te_2O$ [16]. For these six compounds, with the C-type configuration as the reference, the energies of the G-type phase as a function of U are plotted in Figure 5 (A), while those of the A-type and F-type phases are shown in FIG.S6[39]. In all cases, the energies of A-type and F-type are considerably higher than that of C-type, and the G-type exhibits a distinct energy difference from C-type. The energy difference between G-type and C-type decreases from K to Rb to Cs with fixed Se or Te atom. The global band structures of the six compounds with C-type ground-state magnetic configuration are displayed in Figure 5 (B), and they exhibit highly similar band features, showing d -wave spin-splitting symmetry. In all cases, the total magnetic moments as a function of uniaxial strain a/a_0 are plotted in Figure 5 (A). The total magnetic moments of all systems exhibit identical strain dependence, and uniaxial strain can induce a sizable magnetic moment in every case, which is favorable for experimental determination.

In summary, the experimentally synthesized $RbCr_2Se_2O$ is predicted to be a robust d -wave altermagnet, supported by a large energy difference between the C-type and G-type magnetic configurations. Under in-plane uniaxial strain, the $RbCr_2Se_2O$ with C-type can generate a net total magnetic moment through a direct piezomagnetic effect, which offers an experimental approach to distinguish the G-type AFM configuration with the total magnetic moment remaining zero even under uniaxial strain. Our work facilitates the experimental verification and realization of robust d -wave altermagnets.

This work is supported by Natural Science Basis Research Plan in Shaanxi Province of China (2025JC-YBMS-008). We are grateful to Shanxi Supercomputing Center of China, and the calculations were performed on TianHe-2. We thank Prof. Guangzhao Wang and Prof. Yang Liu for providing VASP software and helpful discussions.

* sandongyuwang@163.com

- [1] L. Šmejkal, J. Sinova and T. Jungwirth, Beyond conventional ferromagnetism and antiferromagnetism: A phase with nonrelativistic spin and crystal rotation symmetry, *Phys. Rev. X* **12**, 031042 (2022).
- [2] I. Mazin, Altermagnetism—a new punch line of fundamental magnetism, *Phys. Rev. X* **12**, 040002 (2022).
- [3] L. Bai, W. Feng, S. Liu, L. Šmejkal, Y. Mokrousov, and Y. Yao, Altermagnetism: Exploring New Frontiers in Magnetism and Spintronics, *Adv. Funct. Mater.* 2409327 (2024).
- [4] H.-Y. Ma, M. L. Hu, N. N. Li, J. P. Liu, W. Yao, J. F. Jia and J. W. Liu, Multifunctional antiferromagnetic materials with giant piezomagnetism and noncollinear spin current, *Nat. Commun.* **12**, 2846 (2021).
- [5] Y. Liu, J. Yu and C. C. Liu, Twisted Magnetic Van der Waals Bilayers: An Ideal Platform for Altermagnetism, *Phys. Rev. Lett.* **133**, 206702 (2024).
- [6] X. Chen, D. Wang, L. Y. Li and B. Sanyal, Giant spin-splitting and tunable spin-momentum locked transport in room temperature collinear antiferromagnetic semimetallic CrO monolayer, *Appl. Phys. Lett.* **123**, 022402 (2023).
- [7] B. Pan, P. Zhou, P. Lyu, H. Xiao, X. Yang, and L. Sun, General stacking theory for altermagnetism in bilayer systems, *Phys. Rev. Lett.* **133**, 166701 (2024).
- [8] H. Bai, L. Han, X. Y. Feng, Y. J. Zhou, R. X. Su, Q. Wang, L. Y. Liao, W. X. Zhu, X. Z. Chen, F. Pan, X. L. Fan, and C. Song, Observation of spin splitting torque in a collinear antiferromagnet RuO_2 , *Phys. Rev. Lett.* **128**, 197202 (2022).
- [9] S. Lee, S. Lee, S. Jung, J. Jung, D. Kim, Y. Lee, B. Seok, J. Kim, B. G. Park, L. Šmejkal, C. J. Kang, and C. Kim, Broken Kramers degeneracy in altermagnetic MnTe, *Phys. Rev. Lett.* **132**, 036702 (2024).
- [10] G. Yang, Z. Li, S. Yang, J. Li, H. Zheng, W. Zhu, Z. Pan, Y. Xu, S. Cao, W. Zhao, A. Jana, J. Zhang, M. Ye, Y. Song, L. H. Hu, L. Yang, J. Fujii, I. Vobornik, M. Shi, H. Yuan, Y. Zhang, Y. Xu, and Y. Liu, Three-dimensional mapping of the altermagnetic spin splitting in CrSb, *Nat Commun* **16**, 1442 (2025).
- [11] Z. Zhou, X. Cheng, M. Hu, R. Chu, H. Bai, L. Han, J. Liu, F. Pan and C. Song, Manipulation of the altermagnetic order in CrSb via crystal symmetry, *Nature* **638**, 645 (2025).
- [12] J. Ding, Z. Jiang, X. Chen, Z. Tao, Z. Liu, T. Li, J. Liu, J. Sun and J. Cheng, Large Band Splitting in g -Wave Altermagnet CrSb, *Phys. Rev. Lett.* **133**, 206401 (2024).
- [13] B. Jiang, M. Hu, J. Bai, Z. Song, C. Mu, G. Qu, W. Li, W. Zhu, H. Pi, Z. Wei, Y. J. Sun, Y. Huang, X. Zheng, Y. Peng, L. He, S. Li, J. Luo, Z. Li, G. Chen, H. Li, H. Weng and T. Qian, A metallic room-temperature d -wave altermagnet, *Nat. Phys.* **21**, 754 (2025).
- [14] F. Zhang X. Cheng, Z. Yin, C. Liu, L. Deng, Y. Qiao, Z. Shi, S. Zhang, J. Lin, Z. Liu, M. Ye, Y. Huang, X. Meng, C. Zhang, T. Okuda, K. Shimada, S. Cui, Y. Zhao, G.-H. Cao, S. Qiao, J. Liu and C. Chen, Crystal-symmetry-paired spin-valley locking in a layered room-temperature metallic altermagnet candidate, *Nature Phys.* **21**, 760 (2025).
- [15] G. Yang, R. Chen, C. Liu et al., Observation of hidden altermagnetism in $Cs_{1-\delta}V_2Te_2O$, arXiv:2512.00972 (2025).
- [16] C.-C. Liu, J. Li, J.-Y. Liu, J.-Y. Lu, H.-X. Li, Y. Liu and G.-H. Cao, Physical properties and first-principles calculations of an altermagnet candidate $Cs_{1-\delta}V_2Te_2O$, *Phys. Rev. B* **112**, 224439 (2025).
- [17] Y. Sun, Y. Huang, J. Cheng et al., Antiferromagnetic structure of KV_2Se_2O : A neutron diffraction study, *Phys. Rev. B* **112**, 184416 (2025).
- [18] J.-X. Xiong, X. Zhang, L.-D. Yuan and A. Zunger, Matter with apparent and hidden spin physics, *Matter* doi: 10.1016/j.matt.2026.102674 (2026).
- [19] S. Guan, J. X. Xiong, Z. Wang, and J. W. Luo, Progress of hidden spin polarization in inversion-symmetric crystals, *Sci. China-Phys. Mech. Astron.* **65**, 237301 (2022).
- [20] L. D. Yuan, X. Zhang, C. M. Acosta and A. Zunger, Uncovering spin-orbit coupling-independent hidden spin polarization of energy bands in antiferromagnets, *Nat. Commun.* **14**, 5301 (2023).

- [21] S. D. Guo and P. Zhou, Hidden half-metallicity, arXiv:2601.07128 (2026).
- [22] S. D. Guo, Hidden altermagnetism, *Front. Phys.* **21**, 025201 (2026); arXiv:2411.13795 (2024).
- [23] S. D. Guo, Hidden fully-compensated ferrimagnetism, *Phys. Chem. Chem. Phys.* **28**, 2188 (2026).
- [24] J. Matsuda, H. Watanabe and R. Arita, Multiferroic Collinear Antiferromagnets with Hidden Altermagnetic Spin Splitting, *Phys. Rev. Lett.* **134**, 226703 (2025).
- [25] T. Zhang, L. Yuan, J. M. Rondinelli, H. A. Fertig and S. Zhang, Tunable Hidden Altermagnetic Spin Splitting in Layered Ruddlesden-Popper Oxides, *Nano Lett.* **26**, 2778 (2026).
- [26] Q. N. Meier, A. Carta, C. Ederer and A. Cano, Net and Compensated Altermagnetism from Staggered Orbital Order: Layer-Dependent Spin Splitting in $\text{Sr}_{n+1}\text{Cr}_n\text{O}_{3n+1}$, *Phys. Rev. Lett.* **136**, 116705 (2026).
- [27] B. Thapa, P.-H. Chang, K. Belashchenko and I. I. Mazin, Is altermagnetism in vanadium oxychalcogenides a lost cause?, arXiv:2602.18672 (2026).
- [28] S. D. Guo and Y. Liu, Distinguishing apparent and hidden altermagnetism via uniaxial strain in $\text{CsV}_2\text{Te}_2\text{O}$ -family, arXiv:2603.25136 (2026).
- [29] R. Xu, Y. Gao and J. Liu, Chemical design of monolayer altermagnets, *Natl. Sci. Rev.* **13**, nwaf528 (2026).
- [30] X. Sun, P. Chen, X. Wen and H. Chen, Synthesis, Structure, and Physical Properties of $\text{RbCr}_2\text{Se}_2\text{O}$, *Crystals* **16**, 56 (2026).
- [31] P. Hohenberg and W. Kohn, Inhomogeneous Electron Gas, *Phys. Rev.* **136**, B864 (1964).
- [32] W. Kohn and L. J. Sham, Self-Consistent Equations Including Exchange and Correlation Effects, *Phys. Rev.* **140**, A1133 (1965).
- [33] G. Kresse, Ab initio molecular dynamics for liquid metals, *J. Non-Cryst. Solids* **193**, 222 (1995).
- [34] G. Kresse and J. Furthmüller, Efficiency of ab-initio total energy calculations for metals and semiconductors using a plane-wave basis set, *Comput. Mater. Sci.* **6**, 15 (1996).
- [35] G. Kresse and D. Joubert, From ultrasoft pseudopotentials to the projector augmented-wave method, *Phys. Rev. B* **59**, 1758 (1999).
- [36] J. P. Perdew, K. Burke and M. Ernzerhof, Generalized gradient approximation made simple, *Phys. Rev. Lett.* **77**, 3865 (1996).
- [37] S. L. Dudarev, G. A. Botton, S. Y. Savrasov, C. J. Humphreys, and A. P. Sutton, Electron-energy-loss spectra and the structural stability of nickel oxide: An LSDA+U study, *Phys. Rev. B* **57**, 1505 (1998).
- [38] S. Grimme, S. Ehrlich and L. Goerigk, Effect of the damping function in dispersion corrected density functional theory, *J. Comput. Chem.* **32**, 1456 (2011).
- [39] See Supplemental Material at [] for the associated energy differences of magnetic configurations, band structures and lattice parameters.