

Distinct transverse-response signatures of retained-spin, eliminated-spin, and polynomial Burnett-type surrogate closures

Satori Tsuzuki¹

¹*Research Center for Advanced Science and Technology, The University of Tokyo*

(Dated: April 2, 2026)

High-curvature observables in incompressible flows, including k^4 -weighted spectra, can arise from explicit internal rotation, elimination of a fast spin variable, or polynomial higher-gradient closure. Building on a retained-spin micropolar closure derived separately from the Boltzmann–Curtiss equation, we show that these mechanisms are dynamically distinguishable in transverse linear response. In a fast-spin regime the retained-spin theory reduces to a one-field model with a rational k -dependent kernel whose low- k expansion generates k^4 and k^6 terms, while preserving the large- k roll-off of the eliminated degree of freedom. We compare four closures: incompressible Navier–Stokes, a polynomial Burnett-type surrogate, the explicit-spin micropolar theory, and the eliminated-spin rational-kernel theory. The explicit-spin theory has two poles, the eliminated-spin theory retains only the slow pole, and finite polynomial truncations fail qualitatively: a strict k^4 truncation becomes over-damped, while a matched k^6 truncation develops near-critical amplification and finite- k instability. Many-particle event-driven simulations of perfectly rough spheres show that these observables are measurable and, in targeted campaigns, discriminating at the microscopic level: fixed- k and multi- k harmonic forcing resolve a finite spin-to-vorticity phase lag that strongly favors retained-spin dynamics over instantaneous adiabatic elimination, while the stronger-drive multi- k vorticity response rejects a pure k^2 closure and favors the rational eliminated-spin kernel over a polynomial surrogate. Transverse response thus provides a practical diagnostic for separating retained rotational microphysics, eliminated-spin effective dynamics, and ordinary polynomial higher-gradient closures.

I. INTRODUCTION

Many continuum descriptions of complex fluids extend the classical Navier–Stokes (NS) framework by promoting internal microstructural degrees of freedom to continuum fields. A prominent example is *micropolar* (or *spin*) hydrodynamics, in which an intrinsic micro-rotation $\boldsymbol{\omega}_0$ and the associated couple stress \mathbf{m} enter alongside the velocity \mathbf{u} and Cauchy stress $\boldsymbol{\sigma}$ [1–4]. Such theories are natural when local internal rotation is not instantaneously slaved to the macroscopic vorticity, and when antisymmetric stresses or spin diffusion modify the large-scale response. What is much less developed is the *inverse* use of this framework: given macroscopic decay or frequency-response data, can one tell whether an internal rotational degree of freedom is actually dynamical?

This question is nontrivial because short-wavelength observables are often mechanistically ambiguous. Consider, for example, quantities that weight curvature by k^4 , such as $k^4 E(k, t)$ or spectra associated with $|\nabla \times \boldsymbol{\zeta}|^2$, where $\boldsymbol{\zeta} = \nabla \times \mathbf{u}$. Large values of such observables can arise from at least three distinct mechanisms: (i) explicit internal-spin dynamics; (ii) a one-field effective theory obtained by eliminating a fast spin variable; or (iii) a conventional higher-gradient closure of Burnett type constructed without retaining an internal rotational field from the outset [5]. At the level of a low-order derivative expansion, cases (ii) and (iii) may look deceptively similar. Dynamically, however, they need not be equivalent: eliminating a fast internal variable produces a *rational* k -dependent kernel, whereas a Burnett truncation is polynomial in k to the order retained.

The present paper should therefore be read as the response-theory companion to Ref. [6]. That companion paper derives the retained-spin micropolar closure directly from the Boltzmann–Curtiss equation, including the exact balance laws, the extended Chapman–Enskog bookkeeping in which the local spin is treated as a quasi-slow variable, and dilute-gas rough-sphere estimates of η_r and $\beta + \gamma$. Here we take that retained-spin closure as the starting point and ask a different question: once such a closure is available, which dynamical observables distinguish explicit retained spin, adiabatic elimination of a fast spin variable, and a finite polynomial higher-gradient surrogate?

This shift of emphasis is important. The main novelty claimed here is *not* the existence of a first-order retained-spin closure by itself. Such closures have clear antecedents in kinetic theory and microcontinuum mechanics, and the detailed line-by-line derivation is now available in the companion paper [6]. The new element of the present paper is the use of that closure as a controlled starting point for a response-theoretic comparison between explicit-spin dynamics, fast-spin elimination, and polynomial higher-gradient

truncation. The polynomial model used below is a Burnett-type *surrogate*: it is introduced to isolate the consequences of replacing the rational eliminated-spin kernel by a finite polynomial in k . It is not presented as a coefficient-complete Burnett derivation for the microscopic collision model used later in the EDMD section.

Within that scope, the paper makes three concrete contributions. First, we recast the retained-spin closure into a transverse-response language and show that fast elimination of spin yields a one-field model with a rational k -kernel whose low- k series reproduces Burnett-type k^4 and k^6 terms while preserving a distinct large- k structure and, away from the quasi-steady limit, an exponential memory kernel. Second, we compare four response classes—incompressible Navier–Stokes, a polynomial Burnett-type surrogate, the explicit-spin micropolar theory, and the eliminated-spin rational-kernel theory—by means of reduced single-mode benchmarks and response maps. Third, we test the observability of the proposed diagnostics in many-particle event-driven molecular dynamics (EDMD) of perfectly rough spheres [7–10], with emphasis on measurable late-time decay, coherent vorticity response, and phase-locked spin response.

The reduced-model and EDMD calculations therefore play different roles. The single-mode benchmarks are controlled consistency tests of the response classes themselves. The EDMD section asks a narrower but experimentally relevant question: which of the proposed observables can actually be extracted from noisy microscopic data? In this sense the two companion papers are complementary: the companion derivation paper [6] is coefficient- and closure-oriented, whereas the present manuscript is explicitly response- and diagnostic-oriented.

The remainder of the paper is organized as follows. Section II recalls the retained-spin closure used in the present study and derives the fast-spin reduction needed for the response comparison. Section III develops the transverse linear-response comparison. Section IV presents reduced-model single-mode benchmarks, and Sec. V turns to microscopic EDMD observability benchmarks. Section VI discusses the diagnostic implications and the limitations of the present comparison, and Sec. VII summarizes the main conclusions.

II. RETAINED-SPIN CLOSURE AND FAST-SPIN REDUCTION

The detailed Boltzmann–Curtiss derivation of the retained-spin micropolar closure adopted here is presented in the companion paper [6]. In particular, that work derives the exact mass, momentum, and intrinsic-angular-momentum balances, formulates the first-order Chapman–Enskog construction in which the local spin is treated as a quasi-slow extended variable, and records dilute-gas rough-sphere estimates of η_r and $\beta + \gamma$. For the response problem studied here, it suffices to recall the closed equations and the fast-spin reduction that links the explicit-spin and eliminated-spin descriptions.

A. Starting retained-spin equations

We work in three spatial dimensions. Bold symbols denote vectors or second-order tensors, and repeated indices are summed over. The material derivative is defined by

$$\frac{D}{Dt}(\cdot) = \partial_t(\cdot) + \mathbf{u} \cdot \nabla(\cdot).$$

The macroscopic vorticity is $\boldsymbol{\zeta} = \nabla \times \mathbf{u}$; this notation is used throughout to avoid confusion with the particle angular velocity $\boldsymbol{\omega}$ of the kinetic description underlying the companion derivation. The macroscopic fields are the mass density ρ , velocity \mathbf{u} , pressure P , and intrinsic spin (gyration) rate $\boldsymbol{\omega}_0$. For isotropic microinertia we write $J = I/m$, the moment of inertia per unit mass.

The retained-spin Navier–Stokes-order closure used throughout is

$$\partial_t \rho + \nabla \cdot (\rho \mathbf{u}) = 0, \tag{1}$$

$$\rho \frac{D\mathbf{u}}{Dt} = -\nabla P + (\eta + \eta_r) \nabla^2 \mathbf{u} + \left(\frac{\eta}{3} + \xi - \eta_r \right) \nabla(\nabla \cdot \mathbf{u}) + 2\eta_r \nabla \times \boldsymbol{\omega}_0 + \rho \mathbf{F}, \tag{2}$$

$$\rho J \frac{D\boldsymbol{\omega}_0}{Dt} = (\beta + \gamma) \nabla^2 \boldsymbol{\omega}_0 + (\alpha + \beta - \gamma) \nabla(\nabla \cdot \boldsymbol{\omega}_0) + 2\eta_r (\boldsymbol{\zeta} - 2\boldsymbol{\omega}_0) + \rho \mathbf{G}. \tag{3}$$

Here η denotes the shear viscosity, ξ the bulk viscosity, η_r the rotational viscosity, and (α, β, γ) the couple-stress viscosities. For the present response problem, the key structural point is that η_r couples vorticity to intrinsic spin through the antisymmetric stress channel, while (α, β, γ) determine spin diffusion. The coefficient-level derivation and the corresponding dilute-gas rough-sphere estimates are deferred to Ref. [6].

B. Fast-spin elimination and effective one-field closure

To compare explicit retained spin with eliminated-spin and polynomial higher-gradient models, it is useful to eliminate $\boldsymbol{\omega}_0$ from Eq. (3) in a fast-spin regime. Define the spin-diffusion operator

$$\mathcal{L}_s := (\beta + \gamma)\nabla^2 + (\alpha + \beta - \gamma)\nabla\nabla\cdot. \quad (4)$$

Then Eq. (3) may be written as

$$\left(\rho J \frac{D}{Dt} - \mathcal{L}_s + 4\eta_r\right)\boldsymbol{\omega}_0 = 2\eta_r\boldsymbol{\zeta} + \rho\mathbf{G}. \quad (5)$$

Introducing the characteristic spin-relaxation time and spin-diffusion lengths,

$$\tau_s := \frac{\rho J}{4\eta_r}, \quad \ell_1^2 := \frac{\beta + \gamma}{4\eta_r}, \quad \ell_2^2 := \frac{\alpha + \beta - \gamma}{4\eta_r}, \quad (6)$$

this becomes

$$\left(1 + \tau_s \frac{D}{Dt} - \ell_1^2 \nabla^2 - \ell_2^2 \nabla\nabla\cdot\right)\boldsymbol{\omega}_0 = \frac{1}{2}\boldsymbol{\zeta} + \frac{\rho}{4\eta_r}\mathbf{G}. \quad (7)$$

If spin relaxes rapidly on the macroscopic time scale,

$$\tau_s \left\| \frac{D\boldsymbol{\omega}_0}{Dt} \right\| \ll \|\boldsymbol{\omega}_0\|, \quad (8)$$

then the quasi-steady approximation gives

$$(1 - \ell_1^2 \nabla^2 - \ell_2^2 \nabla\nabla\cdot)\boldsymbol{\omega}_0 = \frac{1}{2}\boldsymbol{\zeta} + \frac{\rho}{4\eta_r}\mathbf{G}. \quad (9)$$

In the incompressible transverse sector,

$$\nabla\cdot\mathbf{u} = 0, \quad \mathbf{G} = \mathbf{0}, \quad \nabla\cdot\boldsymbol{\zeta} = 0, \quad \nabla\cdot\boldsymbol{\omega}_0 = 0, \quad (10)$$

so Eq. (9) reduces to

$$(1 - \ell_s^2 \nabla^2)\boldsymbol{\omega}_0 = \frac{1}{2}\boldsymbol{\zeta}, \quad \ell_s^2 := \frac{\beta + \gamma}{4\eta_r}. \quad (11)$$

In Fourier space,

$$\widehat{\boldsymbol{\omega}}_0(\mathbf{k}) = \frac{1}{2(1 + \ell_s^2 k^2)}\widehat{\boldsymbol{\zeta}}(\mathbf{k}), \quad k := |\mathbf{k}|. \quad (12)$$

Thus the eliminated-spin closure is governed by a *rational* k -kernel, not by a finite polynomial. Its low- k expansion generates a Burnett-type series,

$$\boldsymbol{\omega}_0 = \frac{1}{2}(\boldsymbol{\zeta} + \ell_s^2 \nabla^2 \boldsymbol{\zeta} + \ell_s^4 \nabla^4 \boldsymbol{\zeta} + \dots), \quad (13)$$

which, when substituted into Eq. (2), yields the effective one-field incompressible closure

$$\rho \frac{D\mathbf{u}}{Dt} = -\nabla P + \eta \nabla^2 \mathbf{u} - \eta_r \ell_s^2 \nabla^4 \mathbf{u} - \eta_r \ell_s^4 \nabla^6 \mathbf{u} - \dots + \rho \mathbf{F}. \quad (14)$$

The leading higher-gradient term is therefore $-(\beta + \gamma)\nabla^4 \mathbf{u}/4$. This is the sense in which adiabatic spin elimination produces a Burnett-type correction without ever introducing a finite polynomial closure as a microscopic starting point. If the inertial term in Eq. (7) is retained instead of neglected, exact elimination yields a temporally nonlocal memory kernel; the quasi-steady limit singled out here is the regime in which comparison with Burnett-type higher-gradient surrogates is most direct.

III. TRANSVERSE LINEAR RESPONSE AND DIAGNOSTIC MODELS

Consider now an observable that strongly weights high curvature. A canonical example is

$$Q(k, t) \propto k^4 E(k, t), \quad (15)$$

which, in the incompressible isotropic setting, is associated with $|\nabla \times \zeta|^2$ [11, 12].

If such an observable exhibits an early buildup or a pronounced peak at relatively large k , then at least three distinct mechanisms must be considered: genuine two-field dynamics in which $(\mathbf{u}, \boldsymbol{\omega}_0)$ both evolve explicitly; a one-field Burnett-type dynamics obtained by adiabatically eliminating the spin field from the underlying micropolar theory; and a Burnett closure derived directly from a spinless kinetic theory. Observable Eq. (15) alone cannot distinguish these possibilities, because all three enhance the role of large wavenumbers. The distinction must instead be made dynamically, for example through response functions [13, 14] or dispersion relations.

A. Linear response in the transverse sector

To expose the discriminating structure most cleanly, linearize about a homogeneous rest state,

$$\mathbf{u} = \mathbf{0}, \quad \boldsymbol{\omega}_0 = \mathbf{0}, \quad \rho = \rho_0 = \text{const.}, \quad (16)$$

ignore body forces and body couples, and consider transverse plane-wave disturbances. For the response analysis we select one transverse polarization, so the Fourier amplitudes are scalars. We therefore write

$$\zeta(\mathbf{x}, t) = \hat{\zeta} e^{st+i\mathbf{k}\cdot\mathbf{x}}, \quad \omega(\mathbf{x}, t) = \hat{\omega} e^{st+i\mathbf{k}\cdot\mathbf{x}}, \quad s \in \mathbb{C}, \quad (17)$$

with forcing amplitudes \hat{f} and \hat{g} in the vorticity and spin channels. For harmonic forcing one sets $s = -i\Omega$. This scalar notation is equivalent to fixing one transverse component of the vector response. It is also the notation used in the single-mode benchmarks of Sec. IV.

In the transverse incompressible sector, Eqs. (2) and (3) reduce, after taking the curl of the momentum equation, to

$$\rho \partial_t \zeta = (\eta + \eta_r) \nabla^2 \zeta - 2\eta_r \nabla^2 \omega, \quad (18)$$

$$\rho J \partial_t \omega = (\beta + \gamma) \nabla^2 \omega + 2\eta_r (\zeta - 2\omega), \quad (19)$$

where the longitudinal spin-diffusion term drops out. Substitution of Eq. (17) then gives

$$\begin{pmatrix} \rho s + (\eta + \eta_r)k^2 & -2\eta_r k^2 \\ -2\eta_r & \rho J s + (\beta + \gamma)k^2 + 4\eta_r \end{pmatrix} \begin{pmatrix} \hat{\zeta} \\ \hat{\omega} \end{pmatrix} = \begin{pmatrix} \hat{f} \\ \hat{g} \end{pmatrix}. \quad (20)$$

The analytic cases derived below map onto the numerical models in Table I as follows: Model C = explicit retained spin, Model D = adiabatic elimination, Model B = polynomial Burnett-type surrogate, and Model A = the Navier–Stokes limit.

B. Three diagnostic relations

Model C: explicit retained spin. For the explicit-spin theory, the response matrix is the inverse of the operator in Eq. (20), whose determinant is

$$\Delta_{\text{MP}}(s, k) = [\rho s + (\eta + \eta_r)k^2] [\rho J s + (\beta + \gamma)k^2 + 4\eta_r] - 4\eta_r^2 k^2. \quad (21)$$

The corresponding dispersion relation is

$$\Delta_{\text{MP}}(s, k) = 0. \quad (22)$$

Because Eq. (21) is quadratic in s , Model C has two branches: a hydrodynamic shear/vorticity mode and a fast spin-relaxation mode. The vorticity-to-vorticity response function is

$$\chi_{\zeta\zeta}^{\text{C}}(s, k) = \frac{\rho J s + (\beta + \gamma)k^2 + 4\eta_r}{\Delta_{\text{MP}}(s, k)}. \quad (23)$$

The additional pole is the clearest dynamical signature of an explicit internal degree of freedom.

The same two-field structure also shows what is lost when the spin variable is eliminated exactly rather than adiabatically. Solving Eq. (19) at fixed k gives

$$\omega(t; k) = e^{-\lambda_k t} \omega(0; k) + \frac{1}{\rho J} \int_0^t e^{-\lambda_k(t-t')} [2\eta_r \zeta(t'; k) + g(t'; k)] dt', \quad \lambda_k := \frac{4\eta_r + (\beta + \gamma)k^2}{\rho J}. \quad (24)$$

Substitution into the vorticity equation yields the exact one-field memory form

$$\begin{aligned} \rho \partial_t \zeta(t; k) + (\eta + \eta_r)k^2 \zeta(t; k) - \frac{4\eta_r^2 k^2}{\rho J} \int_0^t e^{-\lambda_k(t-t')} \zeta(t'; k) dt' = f(t; k) + 2\eta_r k^2 e^{-\lambda_k t} \omega(0; k) \\ + \frac{2\eta_r k^2}{\rho J} \int_0^t e^{-\lambda_k(t-t')} g(t'; k) dt'. \end{aligned} \quad (25)$$

Thus exact elimination of spin is temporally nonlocal. The quasi-steady Model D derived next is the low-frequency limit of this memory equation.

Model D: fast-spin elimination. In the quasi-steady fast-spin limit, Eq. (19) gives

$$\hat{\omega} = \frac{2\eta_r}{4\eta_r + (\beta + \gamma)k^2} \hat{\zeta}. \quad (26)$$

Substituting this relation into Eq. (18) yields the closed one-field response

$$\left[\rho s + \eta k^2 + \frac{\eta_r(\beta + \gamma)k^4}{4\eta_r + (\beta + \gamma)k^2} \right] \hat{\zeta} = \hat{f}, \quad (27)$$

and therefore

$$\chi_{\zeta\zeta}^{\text{D}}(s, k) = \left[\rho s + \eta k^2 + \frac{\eta_r(\beta + \gamma)k^4}{4\eta_r + (\beta + \gamma)k^2} \right]^{-1}. \quad (28)$$

Model D has only one pole in s , but its k -dependence is rational rather than polynomial.

The controlled relation between Models C and D is obtained by rewriting Eq. (23) as

$$[\chi_{\zeta\zeta}^{\text{C}}(s, k)]^{-1} = \rho s + (\eta + \eta_r)k^2 - \frac{4\eta_r^2 k^2}{\rho J s + 4\eta_r + (\beta + \gamma)k^2}. \quad (29)$$

If

$$\varepsilon_{\text{ad}}(s, k) := \frac{|\rho J s|}{4\eta_r + (\beta + \gamma)k^2} \ll 1, \quad (30)$$

then expanding the last denominator yields

$$\begin{aligned} [\chi_{\zeta\zeta}^{\text{C}}(s, k)]^{-1} &= [\chi_{\zeta\zeta}^{\text{D}}(s, k)]^{-1} + \frac{4\eta_r^2 k^2 \rho J s}{[4\eta_r + (\beta + \gamma)k^2]^2} \\ &+ O\left(\frac{4\eta_r^2 k^2 (\rho J s)^2}{[4\eta_r + (\beta + \gamma)k^2]^3}\right). \end{aligned} \quad (31)$$

At $k = 0$ this reduces to the familiar condition $|s| \tau_s \ll 1$, with $\tau_s = \rho J / (4\eta_r)$. Model D therefore reproduces the slow branch of Model C whenever $\varepsilon_{\text{ad}}(s, k) \ll 1$, while the omitted fast pole remains on the timescale

TABLE I. Summary of the four transverse-sector models used in the response comparison. Here $\zeta(t; k)$ denotes the Fourier amplitude of the macroscopic vorticity mode at wavenumber k , and $\omega_0(t; k)$ the internal spin (micro-rotation) mode. Model B is a polynomial Burnett-type surrogate used to contrast finite polynomial truncation with the rational kernel of Model D.

Model	Time evolution (single transverse mode at fixed k)	Response function $\chi_{\zeta\zeta}(s, k)$
A	$\rho \partial_t \zeta = -\eta k^2 \zeta + f$	$[\rho s + \eta k^2]^{-1}$
B	$\rho \partial_t \zeta = -(\eta k^2 + B_1 k^4 + B_2 k^6) \zeta + f$	$[\rho s + \eta k^2 + B_1 k^4 + B_2 k^6]^{-1}$
C	$\rho \partial_t \zeta = -(\eta + \eta_r) k^2 \zeta + 2\eta_r k^2 \omega_0 + f,$ $\rho J \partial_t \omega_0 = 2\eta_r \zeta - [(\beta + \gamma) k^2 + 4\eta_r] \omega_0 + g$	$\frac{\rho J s + (\beta + \gamma) k^2 + 4\eta_r}{\Delta_{\text{MP}}(s, k)}$
D	$\rho \partial_t \zeta = - \left[\eta k^2 + \frac{\eta_r (\beta + \gamma) k^4}{4\eta_r + (\beta + \gamma) k^2} \right] \zeta + f$	$\left[\rho s + \eta k^2 + \frac{\eta_r (\beta + \gamma) k^4}{4\eta_r + (\beta + \gamma) k^2} \right]^{-1}$

$s \sim -[4\eta_r + (\beta + \gamma)k^2]/(\rho J)$. For free decay this reduction describes the late-time dynamics after the initial transient; for harmonic forcing it applies whenever $\rho J |\Omega| \ll 4\eta_r + (\beta + \gamma)k^2$.

The small- k expansion of Model D is

$$[\chi_{\zeta\zeta}^{\text{D}}(s, k)]^{-1} = \rho s + \eta k^2 + \frac{\beta + \gamma}{4} k^4 - \frac{(\beta + \gamma)^2}{16\eta_r} k^6 + O(k^8), \quad (32)$$

so the eliminated-spin theory reproduces a Burnett-type k^4 correction at low k while retaining a nonpolynomial exact kernel.

Model B: polynomial Burnett-type surrogate. For a one-field closure written directly as a finite gradient expansion, the transverse response has the schematic form

$$[\rho s + \eta k^2 + B_1 k^4 + B_2 k^6 + \dots] \hat{\zeta} = \hat{f}. \quad (33)$$

At strict Burnett order,

$$\chi_{\zeta\zeta}^{\text{B}}(s, k) = [\rho s + \eta k^2 + B_1 k^4]^{-1}. \quad (34)$$

Model B again has only one pole, but now the k -dependence is polynomial to the truncation order retained. Its role here is diagnostic: it isolates what is lost when the rational eliminated-spin kernel is replaced by a finite polynomial.

C. Diagnostic summary

The comparison therefore depends on two independent structural features: pole count and kernel shape. Model C has two poles. Models A, B, and D have one. Among the one-pole models, Model D is rational in k and asymptotically returns to an effective k^2 scaling, whereas Model B is polynomial and inherits the asymptote of its highest retained power. Consequently, the mere appearance of a high-curvature observable such as Eq. (15) does not identify the underlying mechanism. What can distinguish the possibilities is the measured or computed transverse response function and the associated dispersion relation.

Table I summarizes four useful transverse-sector diagnostic models. Model A is the incompressible Navier–Stokes limit and has a single diffusive pole. Model B is a polynomial Burnett-type truncation used as a diagnostic surrogate; it has polynomial k -dependence and again has a single pole. Model C is the full micropolar system with explicit spin and therefore has two poles, corresponding to two relaxation branches. Model D is obtained from Model C by fast-spin elimination and has a single pole with a rational k -dependent kernel. In Laplace space the response is defined by $\zeta(s; k) = \chi_{\zeta\zeta}(s, k) f(s; k)$ when $g = 0$.

For Model C, the two-field response is governed by the determinant

$$\Delta_{\text{MP}}(s, k) = [\rho s + (\eta + \eta_r) k^2] [\rho J s + (\beta + \gamma) k^2 + 4\eta_r] - 4\eta_r^2 k^2, \quad (35)$$

so that $\chi_{\zeta\zeta}(s, k)$ has two poles given by the roots of $\Delta_{\text{MP}}(s, k) = 0$. By contrast, Models A, B, and D reduce to single-field closures for $\zeta(t; k)$ and therefore exhibit only one pole. For Model D, the rational kernel admits

the low- k expansion

$$\eta k^2 + \frac{\eta_r(\beta + \gamma)k^4}{4\eta_r + (\beta + \gamma)k^2} = \eta k^2 + \frac{\beta + \gamma}{4} k^4 - \frac{(\beta + \gamma)^2}{16\eta_r} k^6 + \mathcal{O}(k^8), \quad (36)$$

which matches a polynomial Burnett-type expansion through the displayed order at sufficiently small k , while remaining nonpolynomial at finite k . This distinction is central for diagnosis via measured $\chi_{\zeta\zeta}(k, \Omega) = \chi_{\zeta\zeta}(s = -i\Omega, k)$ and the associated transverse dispersion relations.

IV. REDUCED-MODEL SINGLE-MODE BENCHMARKS

In this section we benchmark, through minimal numerical experiments, the transverse-sector dispersion relations and response functions developed in Sec. III using the fast-spin reduction of Sec. II B. We work directly with the single-mode time-evolution equations summarized in Table I: for each model we follow one transverse Fourier mode (the scalar amplitude $\zeta(t; k)$, and $\omega_0(t; k)$ when present). These calculations are controlled checks of the reduced closures themselves rather than independent DNS or experimental validation. Because the single-mode systems in Table I are linear, both the free-decay dynamics (Setting 1) and the harmonic steady response (Setting 2) are determined in closed form by the corresponding response kernels.

Parameter set and two polynomial surrogate variants. All plots shown below use a nondimensional parameter set

$$\rho = 1, \quad \eta = 1, \quad \eta_r = 0.30, \quad \beta + \gamma = 0.50, \quad J = 0.05. \quad (37)$$

For the polynomial Model B we consider two numerical instantiations: the strict k^4 truncation $B^{(4)}$, in which only the leading Burnett-type term is retained, and the matched k^6 truncation $B^{(6)}$, in which the low- k expansion of the eliminated-spin kernel [Eq. (32)] is matched through $O(k^6)$,

$$B^{(4)} : \quad B_1 = \frac{\beta + \gamma}{4} = 0.125, \quad B_2 = 0, \quad (38)$$

$$B^{(6)} : \quad B_1 = \frac{\beta + \gamma}{4} = 0.125, \quad B_2 = -\frac{(\beta + \gamma)^2}{16\eta_r} \simeq -5.21 \times 10^{-2}. \quad (39)$$

These are diagnostic surrogate choices, not claims about the unique coefficients of a separate coefficient-complete Burnett derivation. Their role is to expose how finite polynomial approximants differ from the rational kernel of Model D. Within that polynomial class, the two truncations fail in qualitatively different ways: $B^{(4)}$ remains linearly stable but becomes increasingly over-damped at large k , whereas $B^{(6)}$ develops near-critical cancellation and eventual finite- k instability.

Remark on notation. Table II separates two uses of the polynomial notation that play different roles in the paper. The labels $B^{(4)}$ and $B^{(6)}$ refer to the fixed reduced-model surrogates of Sec. IV, introduced from the low- k expansion of the eliminated-spin kernel to expose two distinct benchmark failure modes of finite polynomial truncation: stable large- k over-damping and near-critical finite- k instability. By contrast, $B_4^{(\text{free})}$ and $B_4^{(\text{constr})}$ are not the same objects: they are one-pole fitting families used later in the multi- k EDMD vorticity-response analysis, where only the k^4 polynomial structure is retained and the coefficient is inferred from data rather than fixed by Eq. (38) or Eq. (39). Likewise, the symbol D denotes the theory-constrained eliminated-spin kernel used in the benchmark calculations, whereas $D_{\text{rational}}^{(\text{free})}$ is a flexible one-pole reference used only to define the information-criterion baseline in Fig. 18. Stating this separation explicitly prevents the later model-selection labels from being read as alternative names for the reduced-benchmark surrogates.

A. Dispersion relations and Burnett stability

Figure 1 plots the transverse dispersion branches $s(k)$ (growth/decay rates) for all models. Model C (explicit spin) has two branches because the determinant $\Delta_{\text{MP}}(s, k)$ equation (21) is quadratic in s . For the parameter set of Eq. (37), the fast branch is strongly damped already at $k=0$, with $s_{\text{fast}}(0) = -4\eta_r/(\rho J) = -24$, and remains well separated from the hydrodynamic branch. The slow branch is the hydrodynamic vorticity/shear mode.

TABLE II. Notation crosswalk for the benchmark and inference models used below. The reduced-model surrogates $B^{(4)}$ and $B^{(6)}$ are fixed polynomial closures used in Sec. IV, whereas $B_4^{(\text{free})}$ and $B_4^{(\text{constr})}$ are one-pole fit families used only in the multi- k EDMD response analysis of Sec. V C and Appendix A.

Symbol	Status / where used	Poles in $\chi_{\zeta\zeta}$	Kernel form	Large- k / stability property	Primary role
C	theory-constrained model; Secs. III and V C	2	explicit-spin two-field response [Eq. (21)]	slow hydrodynamic pole plus fast spin-relaxation pole	retained-spin reference; identified most cleanly through the spin-to-vorticity ratio $R_{\omega\zeta}$
D	theory-constrained model; Secs. III and IV	1	rational eliminated-spin kernel [Eq. (28)]	returns to an effective k^2 scaling at large k	eliminated-spin target in the reduced benchmarks and the one-field response comparison
$B^{(4)}$	fixed benchmark surrogate; Sec. IV	1	strict k^4 polynomial [Eq. (38)]	linearly stable, but increasingly overdamped at large k	benchmark example of a stable finite polynomial truncation
$B^{(6)}$	fixed benchmark surrogate; Sec. IV	1	matched k^4+k^6 polynomial [Eq. (39)]	near-critical cancellation and eventual finite- k instability	benchmark example of a low- k -matched polynomial truncation that fails qualitatively at finite k
$B_4^{(\text{free})}$	fit family; Fig. 18 and Appendix A	1	one-pole polynomial fit with free B_1 in $\nu k^2 + B_1 k^4$	polynomial tail set by the fitted sign and magnitude of B_1	flexible polynomial competitor to D in the multi- k vorticity-response evidence
$B_4^{(\text{constr})}$	fit family; Fig. 18 and Appendix A	1	same as $B_4^{(\text{free})}$, but with $B_1 \geq 0$	explicitly excludes the sign choice that would generate negative large- k damping	constrained polynomial competitor in the multi- k vorticity-response evidence
$D_{\text{rational}}^{(\text{free})}$	fit family; Fig. 18 and Appendix A	1	one-pole reference with free damping K_k at each sampled k	no theory-enforced continuum asymptote across the sampled wavenumbers	information-criterion baseline for the one-field EDMD response fits

The side-by-side comparison in Fig. 1 shows that the behavior of Model B depends qualitatively on whether the k^6 term is retained. In the strict truncation $B^{(4)}$, the polynomial damping coefficient $\eta k^2 + B_1 k^4$ stays positive, so the model remains linearly stable over the plotted range, but its decay rate steepens much more rapidly than that of the rational eliminated-spin kernel (D) at large k . In the matched truncation $B^{(6)}$, the negative coefficient $B_2 < 0$ in Eq. (39) causes the damping coefficient $\eta k^2 + B_1 k^4 + B_2 k^6$ to change sign at a finite wavenumber k_{crit} , beyond which Model B exhibits a spurious linear instability (positive $\text{Re } s$). In contrast, Model D remains linearly stable for all k because its kernel is rational and asymptotically returns to an effective k^2 -scaling rather than a divergent polynomial truncation.

The corresponding stability maps are shown explicitly in Fig. 2. For the strict truncation $B^{(4)}$, stability holds throughout the scanned (k, Ω) domain. For the matched truncation $B^{(6)}$, stability depends only on the sign of the real damping coefficient, so the stable/unstable partition is independent of forcing frequency Ω (the vertical axis). For Eq. (37) and the matched coefficients Eq. (39) we find

$$k_{\text{crit}} \simeq 2.396, \quad (40)$$

consistent with the root of $\eta + B_1 k^2 + B_2 k^4 = 0$ (in terms of k^2).

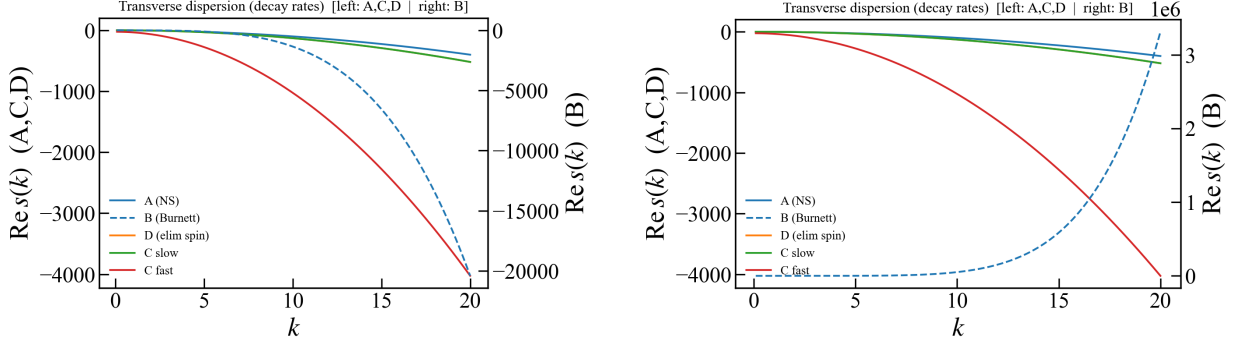


FIG. 1. Transverse dispersion relations $s(k)$ (decay/growth rates) for two polynomial surrogate choices. Left: strict k^4 polynomial truncation $B^{(4)}$ (without the k^6 term), which remains stable but becomes increasingly over-damped at large k . Right: matched polynomial truncation $B^{(6)}$ (with the k^6 term), for which the damping coefficient changes sign and Model B becomes unstable for $k > k_{\text{crit}}$. In both panels the left axis shows $\text{Re } s(k)$ for Models A, C (slow/fast), and D, while Model B is plotted on a separate right axis.

Why the rational kernel and a finite polynomial truncation are not asymptotically equivalent. Introduce the Model D damping kernel

$$K_D(k) := \eta k^2 + \frac{\eta_r(\beta + \gamma)k^4}{4\eta_r + (\beta + \gamma)k^2}. \quad (41)$$

Then

$$K_D(k) = (\eta + \eta_r)k^2 - \frac{4\eta_r^2 k^2}{4\eta_r + (\beta + \gamma)k^2} = (\eta + \eta_r)k^2 - \frac{4\eta_r^2}{\beta + \gamma} + O(k^{-2}), \quad k \rightarrow \infty. \quad (42)$$

Thus the eliminated-spin closure returns to an effective k^2 scaling at large wavenumber, with only a sub-leading constant shift. By contrast, any finite polynomial truncation

$$P_N(k^2) = \eta k^2 + \sum_{m=2}^N a_m k^{2m} \quad (43)$$

satisfies $P_N(k^2) \sim a_N k^{2N}$ as $k \rightarrow \infty$. If $a_N > 0$, the damping grows faster than $K_D(k)$ and the model becomes asymptotically over-damped; if $a_N < 0$, then $P_N(k^2)$ is eventually negative and the corresponding one-pole closure becomes unstable at sufficiently large k . Hence no finite polynomial truncation can match both the low- k expansion and the large- k structure of the eliminated-spin kernel. The stable but over-damped behavior of $B^{(4)}$ and the finite- k instability of $B^{(6)}$ are therefore representative consequences of approximating a rational kernel by a finite polynomial.

B. Setting 1: free decay and instantaneous decay rate

We first consider free decay (Setting 1), with initial conditions

$$\zeta(0; k) = 1, \quad \omega_0(0; k) = 0, \quad f = g = 0, \quad (44)$$

and track the mode amplitude $|\zeta(t; k)|$. Figure 3 shows three representative wavenumbers: $k = 1$ (deep in the stable low- k regime), $k = 2.3$ (just below k_{crit} for $B^{(6)}$), and $k = 4$ (beyond k_{crit} for $B^{(6)}$). The top row uses the strict truncation $B^{(4)}$, and the bottom row uses the matched truncation $B^{(6)}$.

Two signatures are immediately visible. First, in both rows Model C (explicit spin) exhibits a short initial transient associated with the fast pole, after which the decay closely follows Model D. Second, the two polynomial surrogate variants fail in qualitatively different ways: $B^{(4)}$ remains stable but becomes

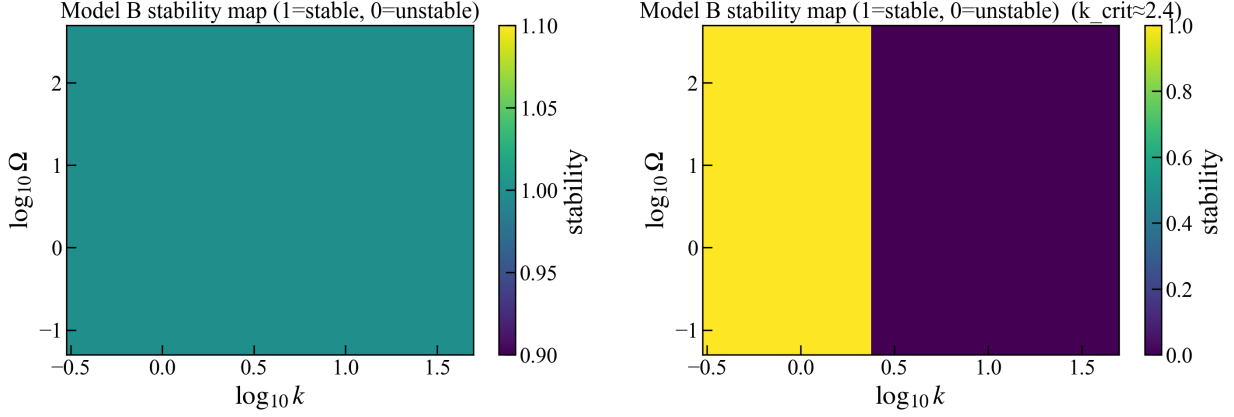


FIG. 2. Stability maps for Model B in the (k, Ω) plane. Left: strict k^4 polynomial truncation $B^{(4)}$, which is stable everywhere in the scanned domain. Right: matched truncation $B^{(6)}$, for which stable (decaying) parameter values occur for $k < k_{\text{crit}}$ and unstable growth occurs for $k > k_{\text{crit}}$. The boundary is independent of Ω because stability is controlled by the sign of the static damping coefficient.

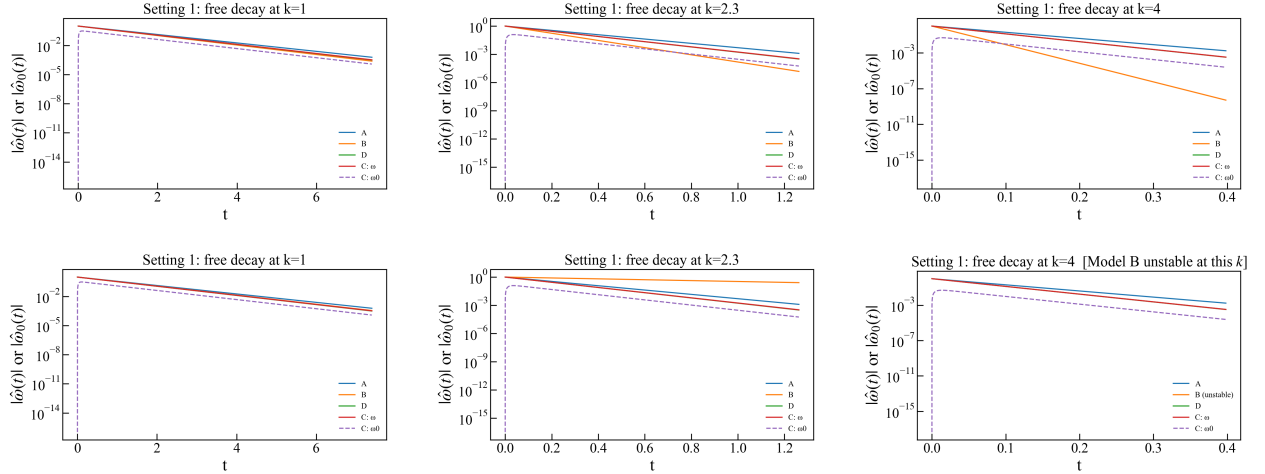


FIG. 3. Setting 1 (free decay): time evolution of the transverse vorticity mode amplitude $|\zeta(t; k)|$. Columns correspond to $k = 1$, $k = 2.3 \simeq 0.96 k_{\text{crit}}$, and $k = 4 > k_{\text{crit}}$ (for $B^{(6)}$). Top row: strict k^4 polynomial truncation $B^{(4)}$ (without the k^6 term). Bottom row: matched truncation $B^{(6)}$ (with the k^6 term). The top row stays stable but becomes increasingly over-damped at large k , whereas the bottom row becomes weakly damped near k_{crit} and unstable beyond it. Model C exhibits a short fast-spin transient and then follows Model D closely in both cases.

increasingly over-damped as k grows, whereas $B^{(6)}$ slows dramatically as k approaches k_{crit} and becomes unstable for $k > k_{\text{crit}}$.

To quantify the “curvature” of decay and make multi-pole behavior visible in the time domain, we also plot the instantaneous decay rate

$$\lambda(t; k) \equiv -\partial_t \ln |\zeta(t; k)|. \quad (45)$$

For a true one-pole model, $\lambda(t; k)$ is constant (pure exponential decay). Figure 4 shows that Models A and D have essentially constant λ , whereas Model C exhibits a short-time variation in λ before converging to the slow-branch rate. For $B^{(4)}$, the decay rate remains positive but grows strongly with k , reflecting increasingly rapid single-exponential damping. For $B^{(6)}$, the rate becomes anomalously small near k_{crit} before stability is lost.

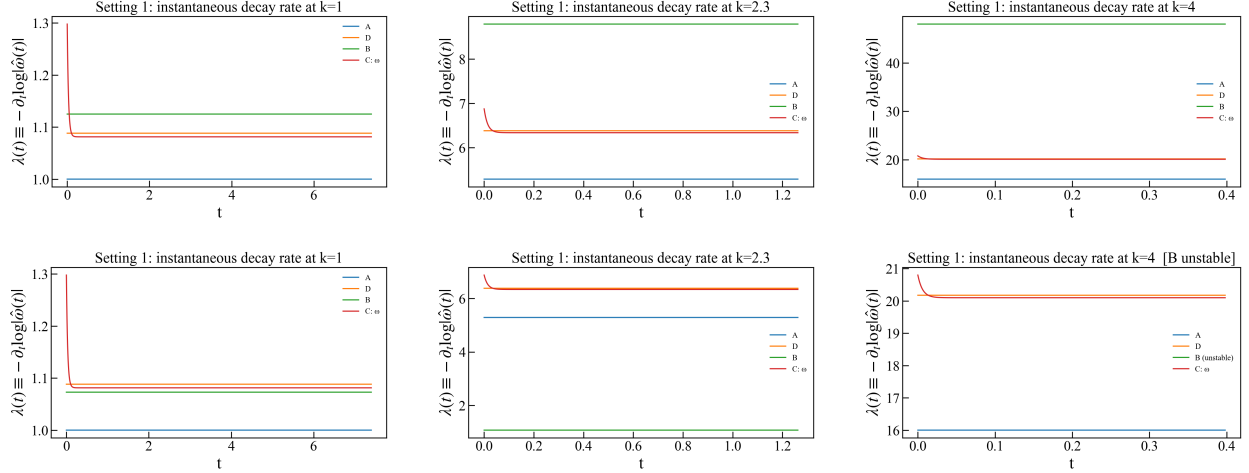


FIG. 4. Setting 1: instantaneous decay rate $\lambda(t; k)$ defined in Eq. (45). Columns correspond to the same k values as in Fig. 3. Top row: $B^{(4)}$. Bottom row: $B^{(6)}$. A and D show the expected one-pole behavior (λ essentially constant), while Model C shows a short-time transient associated with the fast pole and then converges to the slow rate. The contrast between the two polynomial surrogate variants is again clear: stable but increasingly rapid damping for $B^{(4)}$ versus near-critical slowing and loss of stability for $B^{(6)}$.

C. Setting 2: harmonic forcing and frequency response

We next apply harmonic forcing in the vorticity channel (Setting 2),

$$f(t; k) = F_0 e^{-i\Omega t}, \quad g(t; k) = 0, \quad (46)$$

and measure the steady-state response $\zeta(t; k) \sim \chi_{\zeta\zeta}(-i\Omega, k) F_0 e^{-i\Omega t}$. Figures 5 and 6 show the Bode amplitude $|\chi_{\zeta\zeta}(-i\Omega, k)|$ and phase $\arg \chi_{\zeta\zeta}(-i\Omega, k)$ for the same three k values as above, again with $B^{(4)}$ in the top row and $B^{(6)}$ in the bottom row.

At $k = 1$ all stable models behave similarly (as expected from the shared low- k structure). At $k = 2.3 \simeq 0.96 k_{\text{crit}}$, the two polynomial surrogate variants already separate: $B^{(4)}$ remains stable but differs appreciably from Models C/D, whereas $B^{(6)}$ exhibits the near-cancellation of its polynomial damping coefficient and deviates much more strongly at low and moderate frequencies. At high frequency, all stable models tend toward the inertial scaling $|\chi| \sim 1/(\rho\Omega)$. At $k = 4 > k_{\text{crit}}$, $B^{(4)}$ still admits a steady response but with a strongly suppressed low-frequency amplitude relative to D, whereas $B^{(6)}$ admits no physical steady response because it is linearly unstable.

D. Diagnostic maps in the (k, Ω) plane

Finally, we summarize the diagnostic power of the response functions by scanning the (k, Ω) plane on a log-log grid ($k \in [0.3, 50]$, $\Omega \in [0.05, 500]$) and comparing complex responses. For a model pair X - Y we define three comparison metrics:

$$\text{RelErr}_{X|Y}(k, \Omega) \equiv \frac{|\chi_X - \chi_Y|}{|\chi_Y| + \varepsilon}, \quad (47)$$

$$\Delta\phi_{X|Y}(k, \Omega) \equiv \left| \text{wrap}(\arg \chi_X - \arg \chi_Y) \right|, \quad (48)$$

$$\text{AmpRatio}_{X|Y}(k, \Omega) \equiv \log_{10} \left(\frac{|\chi_X|}{|\chi_Y| + \varepsilon} \right), \quad (49)$$

with a small ε to regularize division by zero. When the matched variant $B^{(6)}$ is used, we mask the region $k > k_{\text{crit}}$ where Model B is unstable and does not admit a steady response; no masking is needed for $B^{(4)}$.

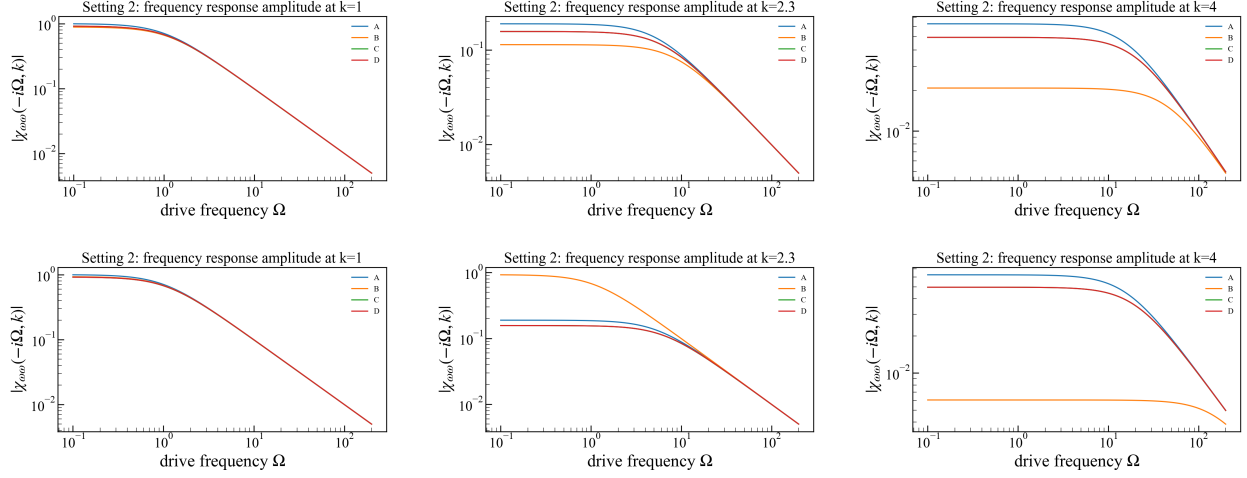


FIG. 5. Setting 2: Bode amplitude $|\chi_{\zeta\zeta}(-i\Omega, k)|$. Columns correspond to $k = 1$, $k = 2.3 \simeq 0.96 k_{\text{crit}}$, and $k = 4 > k_{\text{crit}}$ (for $B^{(6)}$). Top row: $B^{(4)}$. Bottom row: $B^{(6)}$. The strict truncation remains stable but becomes increasingly suppressed at large k , while the matched truncation shows the largest diagnostic separation near k_{crit} at low Ω and ceases to admit a physical steady response for $k > k_{\text{crit}}$.

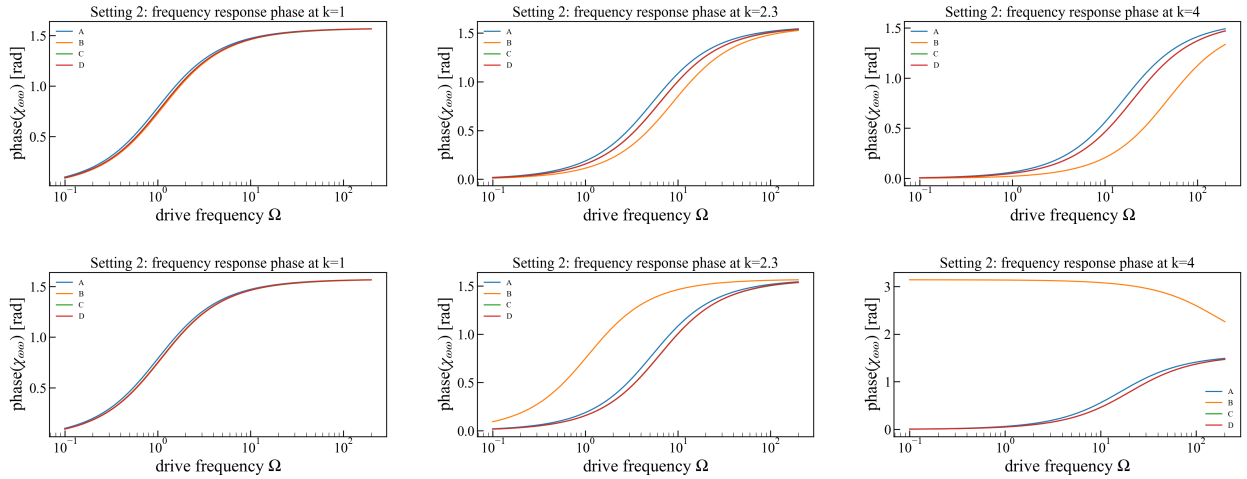


FIG. 6. Setting 2: Bode phase $\arg \chi_{\zeta\zeta}(-i\Omega, k)$ for the same three k values as in Fig. 5. Top row: $B^{(4)}$. Bottom row: $B^{(6)}$. The matched truncation develops a large phase shift relative to the eliminated-spin theory near k_{crit} at intermediate Ω , whereas the strict truncation stays stable and shows a different, high- k phase-deformation pattern.

C vs D (explicit spin vs adiabatic elimination). Figure 7 shows that, for Eq. (37), the eliminated-spin theory (D) approximates the explicit-spin response (C) to high accuracy over the entire scanned domain: the maximum relative error is $\max \text{RelErr}_{\text{C|D}} \simeq 7.0 \times 10^{-3}$ (at $k \simeq 1.50$, $\Omega \simeq 10.9$), and the maximum phase difference is below 4×10^{-3} rad. This quantitatively corroborates the fast-spin elimination regime for the chosen parameters.

D vs B and C vs B (rational kernel vs polynomial truncation). Figures 8 and 9 compare the eliminated-spin kernel (D) and the explicit-spin response (C) to the polynomial surrogate (B) for both polynomial surrogate variants: the top row uses the strict truncation $B^{(4)}$, and the bottom row uses the matched truncation $B^{(6)}$. The maps reveal two distinct ways in which a polynomial approximation can fail.

(i) For the strict truncation $B^{(4)}$, the discrepancy grows monotonically toward large k and low Ω . For $\text{D}-B^{(4)}$ we find $\max \text{RelErr} \simeq 2.40 \times 10^2$ at $(k, \Omega) = (50, 0.05)$, together with $\log_{10}(|\chi_{\text{D}}|/|\chi_{\text{B}^{(4)}}|) \simeq 2.38$. This reflects the fact that the strict k^4 polynomial remains stable but becomes increasingly over-damped

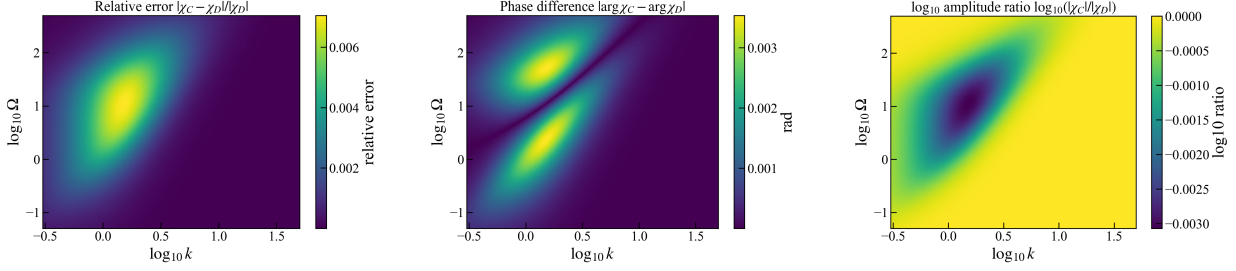


FIG. 7. Diagnostic maps comparing Model C (explicit internal spin) to Model D (adiabatic elimination): relative error [Eq. (47)], phase difference Eq. (48), and amplitude ratio Eq. (49) (left to right). Across the scanned (k, Ω) domain the discrepancy remains below the percent level for the parameter set Eq. (37), demonstrating the accuracy of fast-spin elimination in this regime.

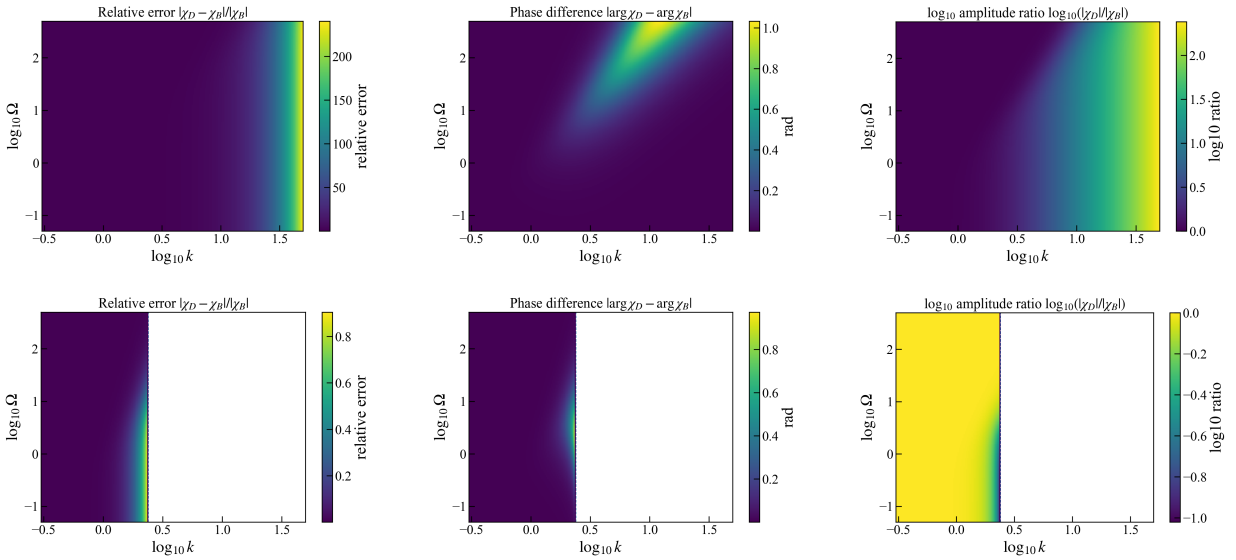


FIG. 8. Diagnostic maps comparing Model D (adiabatically eliminated internal spin; rational kernel) to Model B. Columns show relative error, phase difference, and amplitude ratio. Top row: strict k^4 polynomial truncation $B^{(4)}$ (without the k^6 term), for which the discrepancy grows toward large k because Model B remains stable but becomes increasingly over-damped. Bottom row: matched truncation $B^{(6)}$ (with the k^6 term), for which the unstable region $k > k_{\text{crit}}$ is masked and the strongest diagnostic separation occurs near k_{crit} in both amplitude (low Ω) and phase (intermediate Ω).

relative to the rational kernel.

(ii) For the matched truncation $B^{(6)}$, the added negative k^6 term shifts the strongest separation to the near-critical band $k \lesssim k_{\text{crit}}$. For D- $B^{(6)}$ we find $\max \text{RelErr} \simeq 0.905$ at $(k, \Omega) \simeq (2.34, 0.05)$, together with $\log_{10}(|\chi_D|/|\chi_{B^{(6)}}|) \simeq -1.02$, i.e. $|\chi_D|/|\chi_{B^{(6)}}| \simeq 0.095$. The phase difference is maximized at intermediate frequencies near the same k : $\max \Delta\phi \simeq 0.97$ rad at $(k, \Omega) \simeq (2.34, 2.0)$. Thus, depending on the truncation and measurement protocol, large- k amplitude suppression and near-critical amplitude/phase anomalies provide complementary diagnostics.

E. Additional integrated response diagnostics

To complement the pointwise (k, Ω) maps above, we also introduce two aggregated diagnostics. The first compresses the full frequency-dependent response at fixed k into a small set of scalar distances; this makes it easier to visualize how the separation between response classes evolves with wavenumber. The second varies

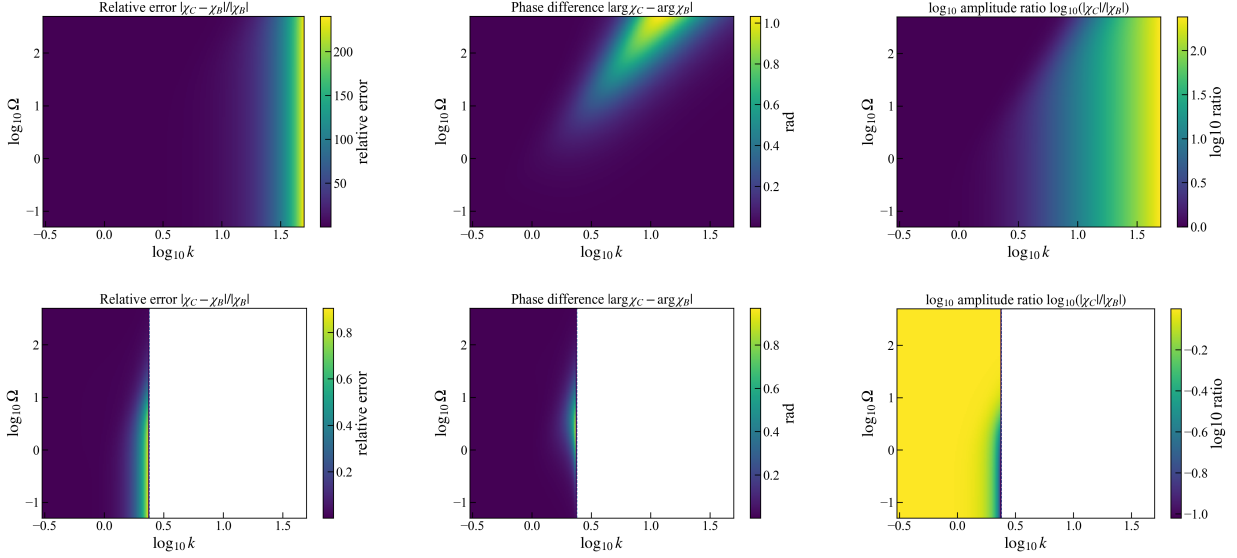


FIG. 9. Diagnostic maps comparing Model C (explicit spin retained) to Model B. Columns show relative error, phase difference, and amplitude ratio. Top row: $B^{(4)}$. Bottom row: $B^{(6)}$. Because Model C and Model D are close in the present fast-spin regime (Fig. 7), the C–B maps closely resemble the D–B maps for both polynomial surrogate variants, emphasizing that the dominant diagnostic separation here is between a rational (spin-eliminated) kernel and a finite polynomial surrogate.

the spin-relaxation timescale proxy

$$\tau_s \equiv \frac{\rho J}{4\eta_r}, \quad (50)$$

and quantifies when the explicit-spin two-pole structure of Model C becomes macroscopically distinguishable from the eliminated-spin one-pole theory D.

Let

$$\chi_X(k, \Omega) \equiv \chi_{\zeta\zeta}^{(X)}(-i\Omega, k) \quad (51)$$

denote the transverse response of model $X \in \{A, B^{(4)}, B^{(6)}, C, D\}$, evaluated on a logarithmically spaced frequency set $\{\Omega_j\}_{j=1}^{N_\Omega}$. For an ordered pair (X, Y) we define the frequency-aggregated distances

$$\mathcal{D}_{X \rightarrow Y}(k) \equiv \frac{\left[\sum_{j=1}^{N_\Omega} |\chi_Y(k, \Omega_j) - \chi_X(k, \Omega_j)|^2 \right]^{1/2}}{\left[\sum_{j=1}^{N_\Omega} |\chi_X(k, \Omega_j)|^2 \right]^{1/2}}, \quad (52)$$

$$\mathcal{A}_{X \rightarrow Y}(k) \equiv \left[\frac{1}{N_\Omega} \sum_{j=1}^{N_\Omega} \left(\ln \frac{|\chi_Y(k, \Omega_j)| + \varepsilon}{|\chi_X(k, \Omega_j)| + \varepsilon} \right)^2 \right]^{1/2}, \quad (53)$$

$$\Phi_{X \rightarrow Y}(k) \equiv \left[\frac{1}{N_\Omega} \sum_{j=1}^{N_\Omega} \text{wrap}(\arg \chi_Y(k, \Omega_j) - \arg \chi_X(k, \Omega_j))^2 \right]^{1/2}, \quad (54)$$

where ε is a tiny regularizer and $\text{wrap}(\cdot)$ maps phase differences to $(-\pi, \pi]$. Thus, the top panel of Fig. 10 shows the integrated relative distance $\mathcal{D}_{X \rightarrow Y}$, the middle panel shows the RMS log-amplitude ratio $\mathcal{A}_{X \rightarrow Y}$, and the bottom panel shows the RMS phase difference $\Phi_{X \rightarrow Y}$.

Figure 10 sharpens the distinction between the response classes. The C–D curve remains at the 10^{-3} level throughout the scanned range, confirming that the present parameter set lies in a fast-spin regime in which

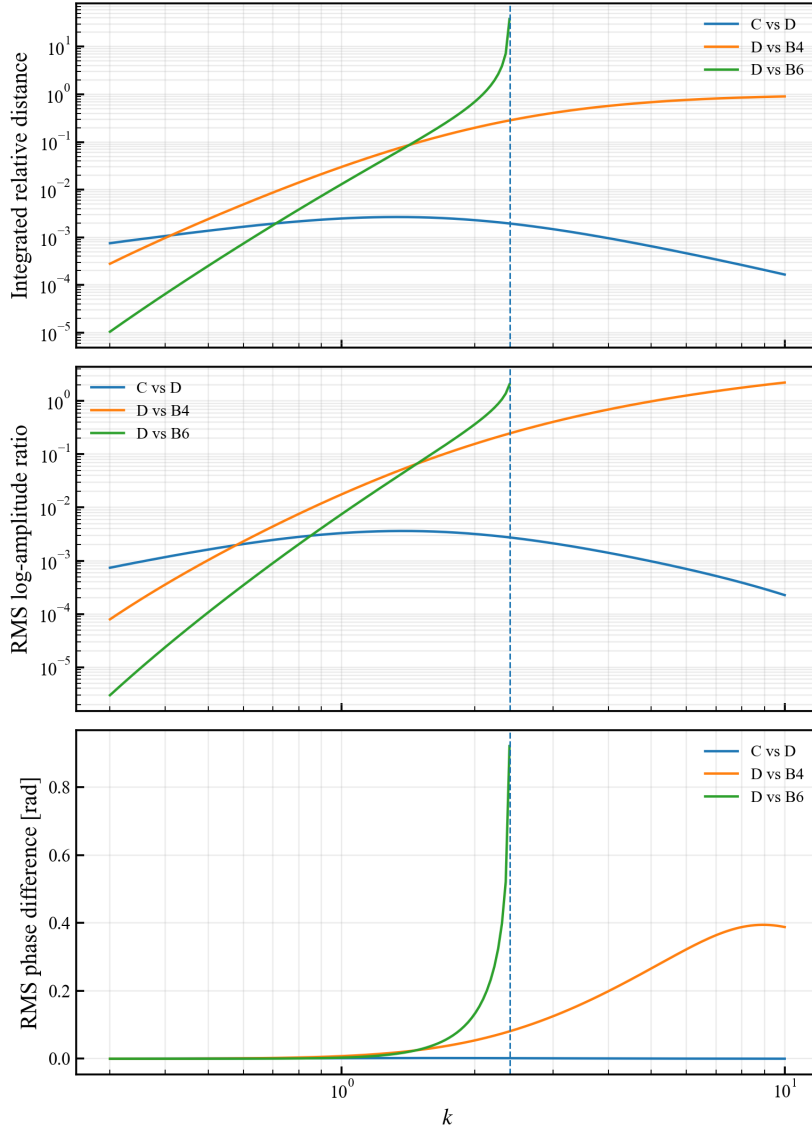


FIG. 10. Additional aggregated response diagnostics versus wavenumber. Top: integrated relative distance $\mathcal{D}_{X \rightarrow Y}(k)$ defined in Eq. (52). Middle: RMS log-amplitude ratio $\mathcal{A}_{X \rightarrow Y}(k)$ defined in Eq. (53). Bottom: RMS phase difference $\Phi_{X \rightarrow Y}(k)$ defined in Eq. (54). The dashed vertical line marks k_{crit} for the matched truncation $B^{(6)}$. Model C remains close to Model D across the full scan, whereas D– $B^{(4)}$ separates gradually with increasing k and D– $B^{(6)}$ exhibits a sharp near-critical blow-up as $k \rightarrow k_{\text{crit}}^-$.

adiabatic elimination is highly accurate. By contrast, D– $B^{(4)}$ separates gradually as k increases: the strict k^4 truncation stays stable, but it drifts monotonically away from the rational kernel because its damping grows too rapidly at large k . The behavior of D– $B^{(6)}$ is qualitatively different. At low k the matched truncation closely tracks D, but as k approaches the finite- k threshold k_{crit} from below, all three aggregated distances rise sharply. This shows that the dominant pathology of the matched polynomial truncation is not merely the appearance of a k^4 correction, but the near-critical cancellation induced once the k^6 term is retained. For $B^{(6)}$ the curves are shown only on the stable side $k < k_{\text{crit}}$.

A complementary question is why Models C and D are so close in the present data. To answer this, we sweep the microinertia J while keeping $(\rho, \eta, \eta_r, \beta + \gamma)$ fixed, and we measure the resulting C–D separation

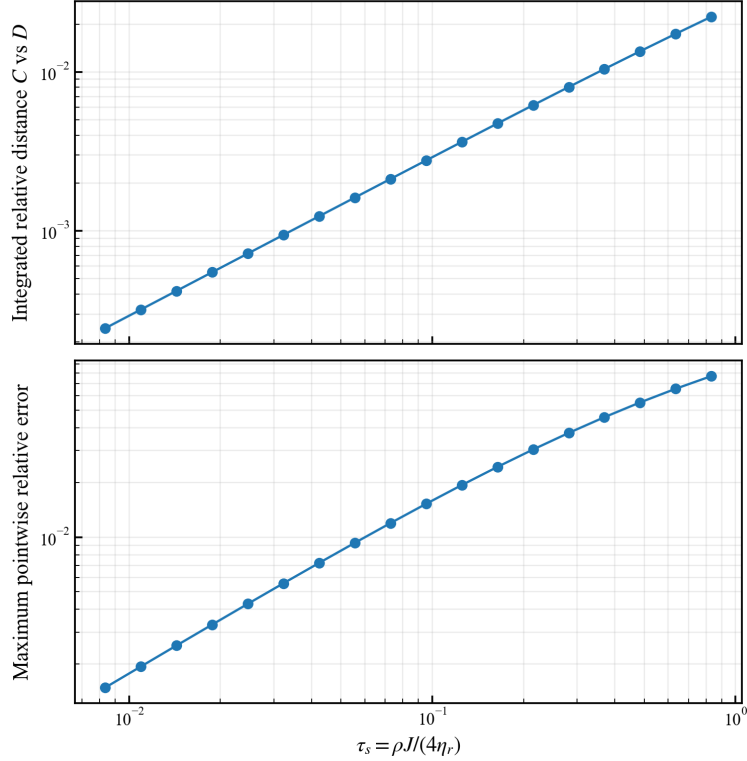


FIG. 11. Sensitivity of the C–D separation to the spin-relaxation timescale proxy $\tau_s = \rho J / (4\eta_r)$. Top: integrated relative distance $\mathcal{D}_{C \rightarrow D}^{(J)}$ defined in Eq. (55). Bottom: maximum pointwise relative error $E_{\infty, C \rightarrow D}^{(J)}$ defined in Eq. (56). As J (equivalently τ_s) increases, the explicit-spin model C separates monotonically from the eliminated-spin model D, quantitatively illustrating when the second relaxation channel becomes more visible in transverse linear response.

over a logarithmic (k, Ω) grid $\{k_m\}_{m=1}^{N_k} \times \{\Omega_j\}_{j=1}^{N_\Omega}$. The two quantities shown in Fig. 11 are

$$\mathcal{D}_{C \rightarrow D}^{(J)} \equiv \frac{\left[\sum_{m=1}^{N_k} \sum_{j=1}^{N_\Omega} |\chi_D(k_m, \Omega_j; J) - \chi_C(k_m, \Omega_j; J)|^2 \right]^{1/2}}{\left[\sum_{m=1}^{N_k} \sum_{j=1}^{N_\Omega} |\chi_C(k_m, \Omega_j; J)|^2 \right]^{1/2}}, \quad (55)$$

$$E_{\infty, C \rightarrow D}^{(J)} \equiv \max_{m,j} \frac{|\chi_D(k_m, \Omega_j; J) - \chi_C(k_m, \Omega_j; J)|}{|\chi_C(k_m, \Omega_j; J)| + \varepsilon}. \quad (56)$$

For the present scan, increasing τ_s from 8.3×10^{-3} to 8.3×10^{-1} increases $\mathcal{D}_{C \rightarrow D}^{(J)}$ monotonically from 2.4×10^{-4} to 2.2×10^{-2} , while the maximum pointwise relative error rises from 1.5×10^{-3} to 7.7×10^{-2} . The trend is nearly monotone on the log–log plot, confirming that the explicit-spin two-pole structure becomes progressively more visible as the spin relaxation time moves toward macroscopic response times. In this sense, the present parameter choice is not “too weak” to distinguish the models; it is deliberately located in the regime where the fast mode is still present in principle but remains only weakly observable in coarse transverse response data.

V. MICROSCOPIC EDMD OBSERVABILITY BENCHMARKS

The benchmarks of Sec. IV were controlled tests of the reduced linear models. We now complement them by direct many-particle event-driven molecular dynamics (EDMD) simulations of the elastic perfectly rough hard-sphere model used throughout the companion derivation paper [6]. The purpose of this section

is deliberately narrower than full model validation: unlike the companion paper, which is coefficient- and closure-oriented, we use EDMD here as an observability benchmark for the response diagnostics. Instead, we ask which of the transverse-sector observables identified in Secs. III and IV can be extracted reliably from noisy microscopic data. Throughout this section we use three-dimensional periodic-box simulations with $N = 8192$ particles at packing fraction $\phi = 0.03$, particle radius $R = 0.35$, mass $m = 1$, and reduced moment of inertia $K = 4I/(ma^2) = 0.4$. We monitor the single-mode observables

$$\hat{u}_x(k, t) = \langle v_x e^{-iky} \rangle, \quad (57)$$

$$\hat{\omega}_z(k, t) = \langle \omega_z e^{-iky} \rangle, \quad (58)$$

$$\hat{\zeta}_z(k, t) = -ik \hat{u}_x(k, t), \quad (59)$$

with discrete transverse wavenumber $k = 2\pi n/L_y$ set by the mode index n . For harmonic forcing we impose

$$a_x(y, t) = a_0 \cos(ky) \cos(\Omega t), \quad (60)$$

and extract the late-time first-harmonic response by lock-in averaging. The quantity plotted below is the coherent ensemble mean $\langle \hat{q}/\hat{f} \rangle_{\text{seed}}$ of the complex response normalized by the measured forcing mode \hat{f} .

A. Free decay: late-time one-pole hydrodynamics

We first consider unforced decay of a single transverse mode. The initial state contains a weak sinusoidal velocity perturbation but no imposed mean spin mode, and we ensemble-average over 12 statistically independent runs for each of the two lowest transverse modes after phase-aligning $\hat{\zeta}_z(k, 0)$. The result is shown in Fig. 12. Two robust features emerge. First, once the early kinetic transient has passed, the ensemble-mean vorticity mode $|\langle \hat{\zeta}_z(k, t) \rangle|$ is well described by a single exponential over the fitting window. Specifically, over the post-transient fitting window we define the late-time effective decay rate $\lambda_{\text{eff}}(k)$ by

$$|\langle \hat{\zeta}_z(k, t) \rangle| \approx A_k e^{-\lambda_{\text{eff}}(k)t}.$$

Equivalently, λ_{eff} is the approximately constant late-time value approached by the instantaneous decay rate $\lambda(t; k)$ defined in Eq. (45). Second, the fitted decay rates collapse when normalized by k^2 : the one-pole fits to the ensemble-averaged runs give $\lambda_{\text{eff}}/k^2 \simeq 1.097$ for both $n = 1$ and $n = 2$, while the seed-wise estimates cluster around a common pooled mean of order unity. Microscopically, the free-decay EDMD therefore supports the late-time hydrodynamic one-pole sector very cleanly. At the same time, under these conditions the spin-channel signal remains much weaker than the vorticity channel, which motivates the forced-response tests below.

B. Harmonic forcing: coherent linear responses of u_x and ζ_z

We next drive the system with Eq. (60) and examine the coherent first-harmonic responses of u_x and ζ_z . The broad survey uses modes $n = 1$ and $n = 2$ with forcing amplitudes $a_0 = 0.005$ and 0.01 ; for mode $n = 2$ we additionally carried out a targeted campaign with a longer lock-in window and 33 seeds at $a_0 = 0.01$ and 0.02 . Figure 13 collects the resulting ensemble-mean amplitudes and phases. Across all displayed points, the coherent responses of u_x and ζ_z are extremely stable: the minimum coherence is 0.9989 in both channels. The broad survey and the targeted $n = 2$ campaign show the same qualitative behavior: the amplitude decreases with Ω , while the phase approaches -90° for $\langle \hat{u}_x/\hat{f} \rangle$ and -180° for $\langle \hat{\zeta}_z/\hat{f} \rangle$, as expected for an overdamped one-pole response. Moreover, the two observables are not independent. The identity $\hat{\zeta}_z = -ik\hat{u}_x$ is satisfied numerically point-by-point, so the u_x data act mainly as a direct velocity-space cross-check while ζ_z remains the most natural observable for comparison with the reduced response functions.

To make the linearity claim explicit, Fig. 14 plots the complex amplitude ratio

$$R_q(\Omega) \equiv \frac{\langle \hat{q}/\hat{f} \rangle_{a_{\text{hi}}}}{\langle \hat{q}/\hat{f} \rangle_{a_{\text{lo}}}}, \quad q \in \{u_x, \zeta_z\}, \quad (61)$$

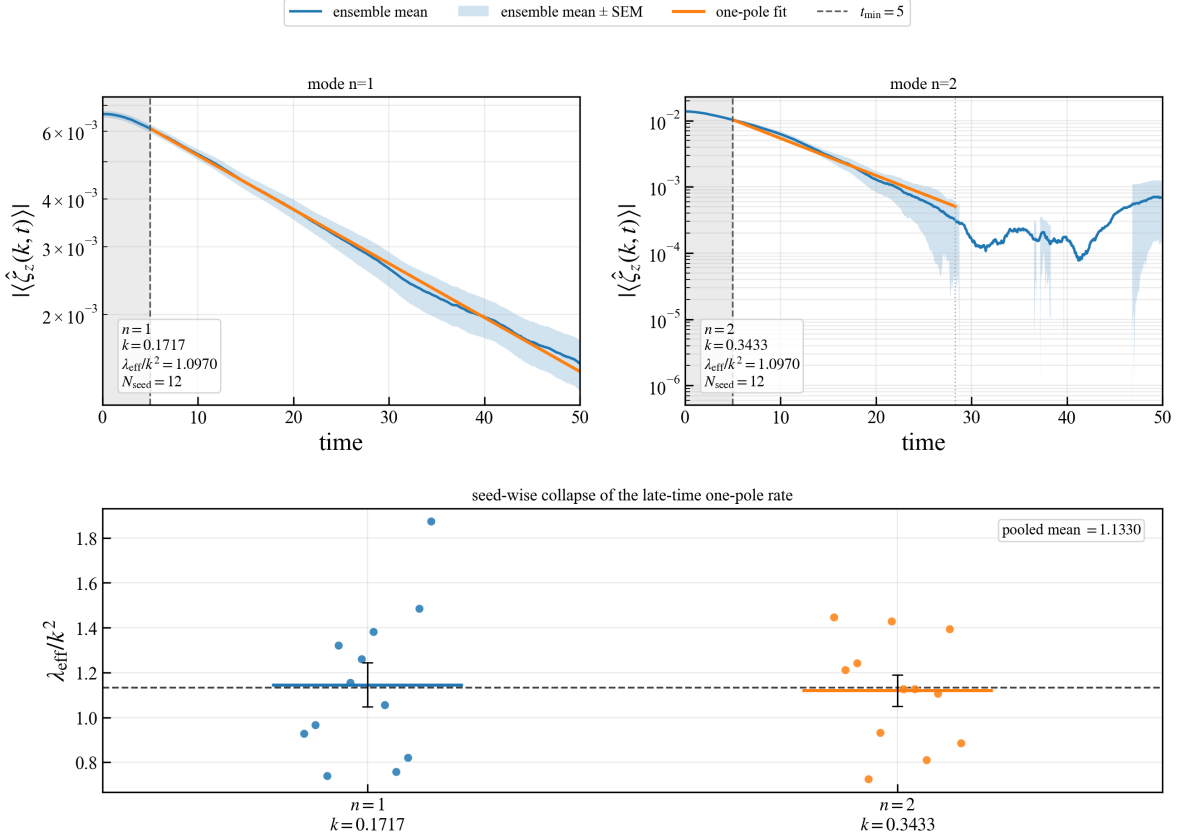


FIG. 12. Free-decay EDMD benchmark in the transverse sector. Top row: ensemble-averaged vorticity-mode amplitudes $|\langle \hat{\zeta}_z(k, t) \rangle|$ for the two lowest transverse modes, shown together with the late-time one-pole fit used in the second-stage analysis. The dashed vertical line marks the fit onset $t_{\min} = 5$, and the dotted line in the $n = 2$ panel marks the automatic amplitude-threshold cutoff of the fit window. Bottom: seed-wise collapse of the late-time rate λ_{eff}/k^2 . The ensemble mean is therefore consistent with a single diffusive pole, while the seed-wise scatter confirms that the same k^2 scaling is recovered independently in the two modes.

for each two-amplitude pair. Perfect linear response implies $|R_q| = 1$ and $\arg R_q = 0$. The broad survey lies within a few percent of this ideal over all displayed frequencies, and even the stronger targeted campaign shows only a mild low-frequency deviation at $(\Omega, a_0) = (0.13, 0.02)$. We therefore interpret the u_x and ζ_z data as a coherent linear-response benchmark for the rough-sphere EDMD system.

C. Targeted spin-sensitive forcing test

The remaining question is whether a phase-locked spin response can be extracted reliably at the many-particle level. For this purpose we focus first on mode $n = 2$ and use a targeted campaign with 99 seeds, a longer lock-in window $t \in [160, 560]$, and forcing amplitudes $a_0 = 0.01$ and 0.02 . Figure 15 summarizes the results. The quantity $\langle \hat{\omega}_z / \hat{f} \rangle$ is now clearly nonzero and phase locked to the driving. The stronger drive $a_0 = 0.02$ gives the cleanest signal, with spin coherence $C_{\omega_z} \simeq 0.92$ at $\Omega = 0.13$ and 0.80 at $\Omega = 0.26$, and relative complex SEM values of about 5.8% and 10.0%, respectively. The weaker drive $a_0 = 0.01$ still shows a visible response, with $C_{\omega_z} \simeq 0.78$ and 0.60 and relative complex SEM values of about 10.2% and 15.8%.

Most importantly, the spin response is not merely nonzero but systematically shifted relative to the vorticity response. The phase lag $\Delta\phi_{\omega\zeta} \equiv \arg \langle \hat{\omega}_z / \hat{f} \rangle - \arg \langle \hat{\zeta}_z / \hat{f} \rangle$ is about -20.8° and -29.8° for the weaker drive, and -21.2° and -37.8° for the stronger drive, at $\Omega = 0.13$ and 0.26 , respectively. Thus

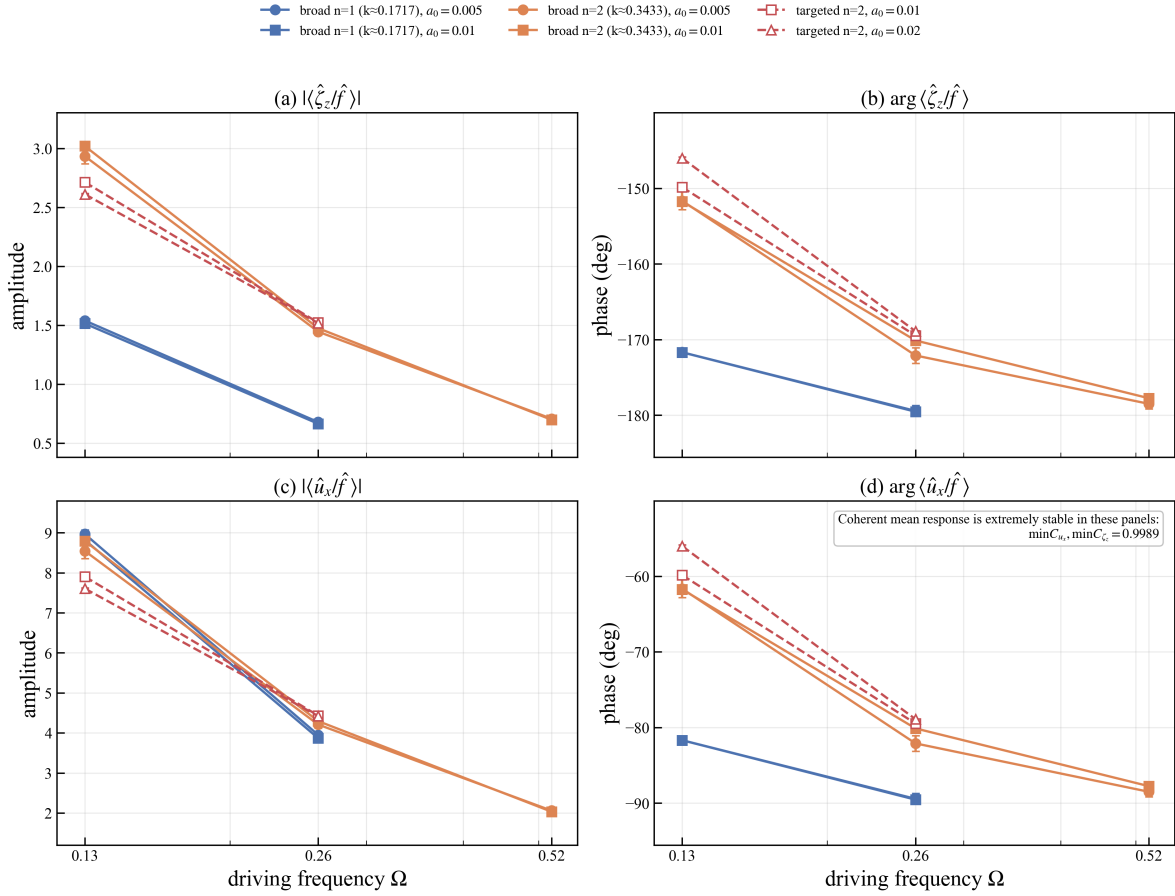
Coherent harmonic responses of u_x and ζ_z 

FIG. 13. Coherent harmonic responses of u_x and ζ_z extracted from the EDMD campaigns. Blue and orange solid curves: broad survey with modes $n = 1$ and $n = 2$ and forcing amplitudes $a_0 = 0.005$ and 0.01 (8 seeds per point). Red dashed curves: targeted campaign at the $n = 2$ mode with $a_0 = 0.01$ and 0.02 (33 seeds per point). Error bars are propagated from the real and imaginary SEMs of the complex ensemble mean. The u_x and ζ_z channels are both highly coherent across the full sweep, and their amplitudes/phases exhibit the same one-pole trend toward $|\chi| \sim \Omega^{-1}$ with phase approaching -90° for u_x and -180° for ζ_z .

the translational and vorticity channels remain statistically cleaner, but the targeted mode-2 campaign now provides an unambiguous many-particle demonstration of a coherent spin-channel response with a measurable finite lag. The model-selection use of this lag, and its multi- k extension, is taken up in the Discussion below.

VI. DISCUSSION

The results above sharpen the diagnostic message in three ways.

(i) *Pole counting identifies explicit retained spin, but only when the fast mode is resolvable.* Model C is distinguished by a second pole in $\chi_{\zeta\zeta}^C$ [Eq. (23)], associated with the spin-relaxation timescale $\tau_s \sim \rho J / (4\eta_r)$. For the representative parameter set of Sec. IV, this fast pole is strongly damped: it appears as a short transient in free decay (Figs. 3–4) and produces only a sub-percent correction to the steady forced response (Fig. 7). That is precisely the regime in which adiabatic elimination succeeds. Figure 11 then clarifies the complementary point: as J increases, the C–D separation grows systematically, so the second relaxation channel becomes progressively more visible in macroscopic transverse response.

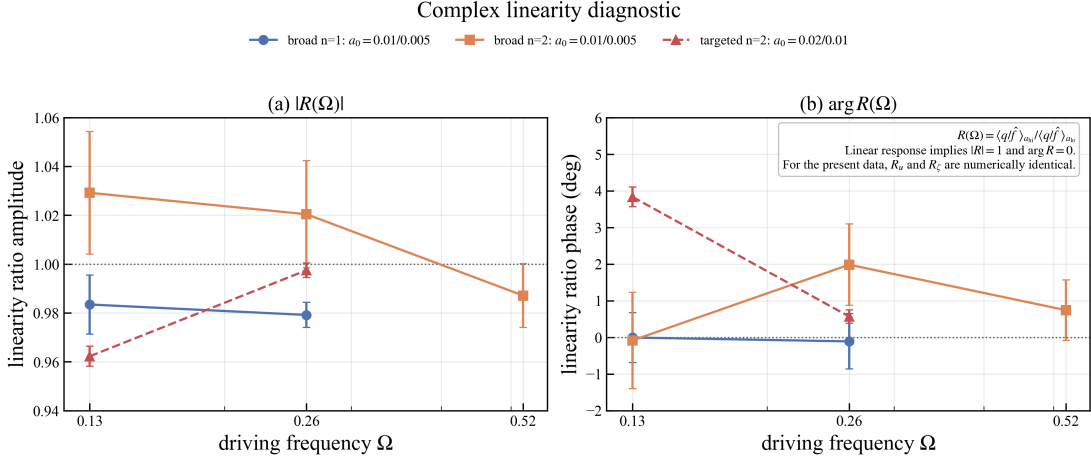


FIG. 14. Complex linearity diagnostic for the u_x and ζ_z responses. For each campaign we plot the ratio $R_q(\Omega)$ defined in Eq. (61) between the higher- and lower-amplitude responses. In ideal linear response, $|R_q| = 1$ and $\arg R_q = 0$. For the present data, R_{u_x} and R_{ζ_z} are numerically indistinguishable, so only a single curve is shown for each campaign. The broad survey remains very close to the linear-response limit, and the targeted campaign at the $n = 2$ mode shows only a modest low-frequency deviation for the stronger drive.

(ii) Among one-pole models, the decisive distinction is rational versus polynomial kernel structure. The most robust separation in the present data is between the rational eliminated-spin kernel (Model D) and the finite polynomial surrogate (Model B). The two polynomial variants illustrate two distinct failure modes. The strict $B^{(4)}$ truncation remains stable but becomes increasingly over-damped at large k , because its damping grows like a polynomial rather than returning to the k^2 roll-off of the rational kernel. The matched $B^{(6)}$ truncation behaves differently: the negative k^6 coefficient needed to match the low- k series induces near-critical cancellation and, eventually, finite- k instability [15–19]. The point is structural rather than tied to any single numerical example: no finite polynomial can reproduce both the low- k expansion and the large- k asymptote of the eliminated-spin kernel.

This statement should nevertheless be read with the correct scope. Model B is deliberately minimal. It is not intended to represent every regularized Burnett, Grad, or higher-moment theory. Those more elaborate closures can modify the pole structure or restore stability by adding relaxation channels. The role of Model B here is narrower and more precise: it isolates what is lost when the eliminated-spin kernel is replaced by a finite polynomial in k . In that sense, the stable overdamping of $B^{(4)}$ and the near-critical pathology of $B^{(6)}$ are diagnostic examples, not a universal theorem about all higher-order closures.

(iii) The many-particle EDMD section now reaches restricted but genuine closure discrimination. The many-particle simulations show that several of the response-based observables survive beyond the reduced-model setting. Free decay isolates a clean late-time one-pole sector; broad harmonic forcing yields highly coherent responses in u_x and ζ_z ; and the targeted campaigns show that the spin channel is not only observable but discriminating. What is still missing is a full transport-coefficient inversion. The coefficient-oriented Chapman–Enskog side of the problem is treated separately in Ref. [6]; the EDMD benchmarks here instead show which observables already carry model-selection information in a microscopic rough-sphere system.

A fixed- k discriminator is obtained from the complex spin-to-vorticity ratio $R_{\omega\zeta}(\Omega) \equiv \langle \hat{\omega}_z / \hat{\zeta}_z \rangle$. At fixed k , adiabatic elimination predicts a frequency-independent real ratio, whereas the retained-spin model predicts $R_{\omega\zeta} = c_0 / (1 + i\Omega\tau_k)$. For the 99-seed targeted $n = 2$ campaign, this test strongly favors retained spin: $\Delta\text{AIC}/\Delta\text{BIC} = 42.6/38.6$ at $a_0 = 0.01$, $154.8/150.8$ at $a_0 = 0.02$, and $198.8/194.1$ in the pooled shared- τ_k fit. The pooled estimate is $\tau_k = 2.89$ with bootstrap 95% confidence interval [2.44, 3.32]. Thus even within a single-mode forcing test, the EDMD data resolve a finite spin-relaxation lag that is incompatible with instantaneous elimination (Fig. 16).

The stronger statement comes from extending the targeted campaign to modes $n = 1, 2, 3$. The multi- k ratio $R_{\omega\zeta}(k, \Omega)$ is then well described by the physically constrained retained-spin form $R = 1/[2(1 + \lambda_M k^2 + i\tau\Omega)]$ and is strongly inconsistent with the adiabatically eliminated prediction $R = 1/[2(1 + \lambda_M k^2)]$. The retained-spin model is favored by $\Delta\text{AIC}/\Delta\text{BIC} = 128.6/128.1$ at $a_0 = 0.01$, $473.3/472.8$ at $a_0 = 0.02$,

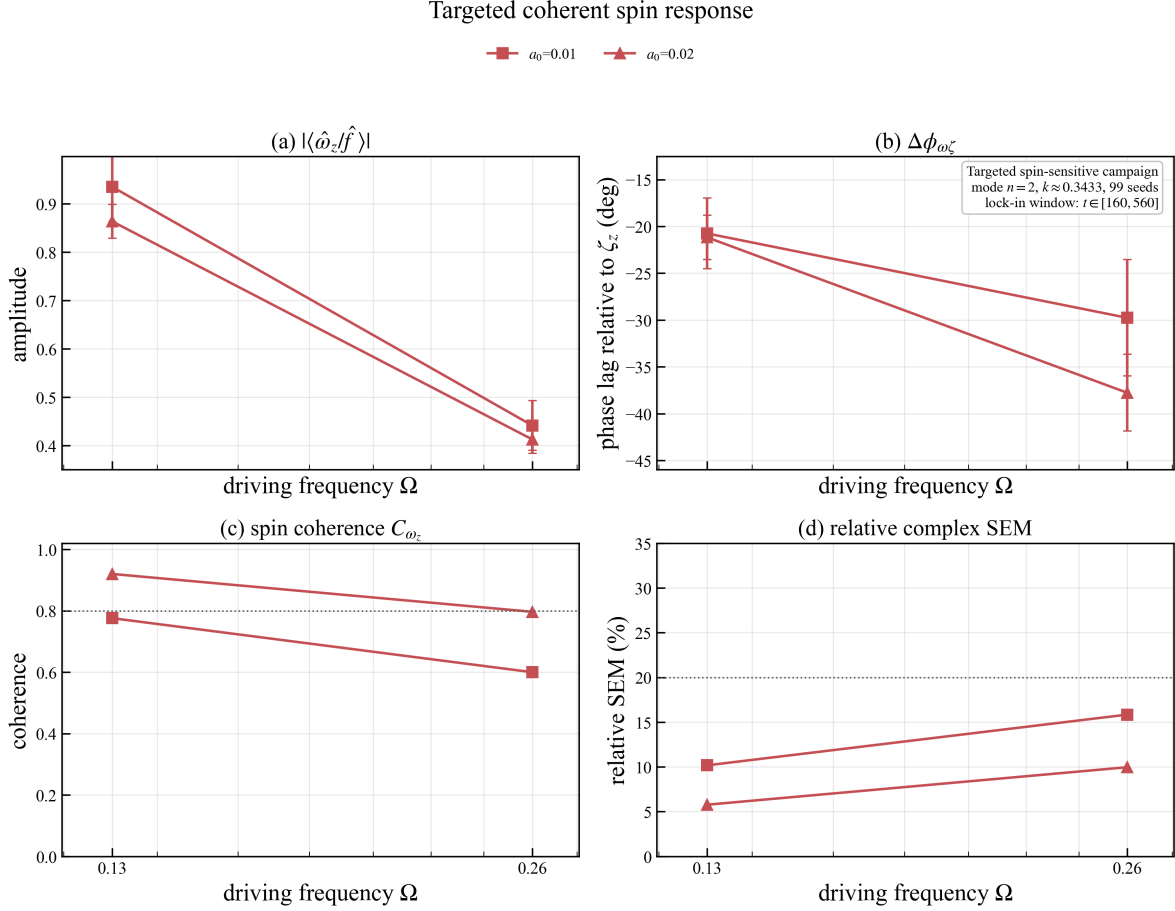


FIG. 15. Targeted spin-sensitive harmonic-response campaign at the $n = 2$ mode, using 99 seeds per point and a lock-in window $t \in [160, 560]$. Panel (a) shows $|\langle \hat{\omega}_z / \hat{f} \rangle|$; panel (b) shows the phase lag $\Delta \phi_{\omega \zeta}$ relative to the vorticity response; panel (c) shows the spin coherence $C_{\omega_z} = |\langle \hat{\omega}_z / \hat{f} \rangle| / |\langle \hat{\omega}_z / \hat{f} \rangle|$; and panel (d) shows the relative complex SEM, $\sqrt{\text{SEM}(\text{Re})^2 + \text{SEM}(\text{Im})^2} / |\langle \hat{\omega}_z / \hat{f} \rangle|$. Error bars in panels (a) and (b) are propagated from the real and imaginary SEMs of the complex ensemble mean. The stronger drive $a_0 = 0.02$ yields the cleanest signal, with $C_{\omega_z} \simeq 0.92$ and 0.80 at $\Omega = 0.13$ and 0.26 , respectively, and relative complex SEM values of about 5.8% and 10.0%. The weaker drive remains clearly nonzero but noisier. In both cases the spin response exhibits a systematic finite phase lag relative to vorticity.

and 604.4/603.2 in the pooled analysis. The pooled fit gives $\lambda_M = 2.87$ and $\tau = 3.87$ with bootstrap 95% confidence intervals $[2.55, 3.22]$ and $[3.55, 4.22]$, respectively. This is a genuine multi- k discrimination of retained-spin dynamics against instantaneous elimination, rather than a mere observability statement (Fig. 17).

The same multi- k dataset also clarifies what the one-field vorticity response can and cannot tell us. The measured $\langle \hat{\zeta}_z / \hat{f} \rangle$ strongly rejects a pure k^2 closure (Model A): relative to the flexible one-pole reference $D_{\text{rational}}^{(\text{free})}$, the penalties are $\Delta \text{AIC} / \Delta \text{BIC} = 281.1 / 280.1$ at $a_0 = 0.01$, $842.2 / 841.2$ at $a_0 = 0.02$, and $855.2 / 852.8$ in the pooled fit. Between the two nontrivial one-field closures, the weaker-drive dataset $a_0 = 0.01$ does not yet prefer the rational kernel D over the polynomial surrogate $B_4^{(\text{free})}$, but the stronger-drive and pooled datasets do: relative to $B_4^{(\text{free})}$, Model D gains 412.7/412.2 information-criterion units at $a_0 = 0.02$ and 312.1/310.9 in the pooled comparison (Fig. 18). Thus the spin ratio is the cleanest C-D discriminator, while the multi- k vorticity response supplies the one-field kernel-shape information needed for A/B/D comparisons.

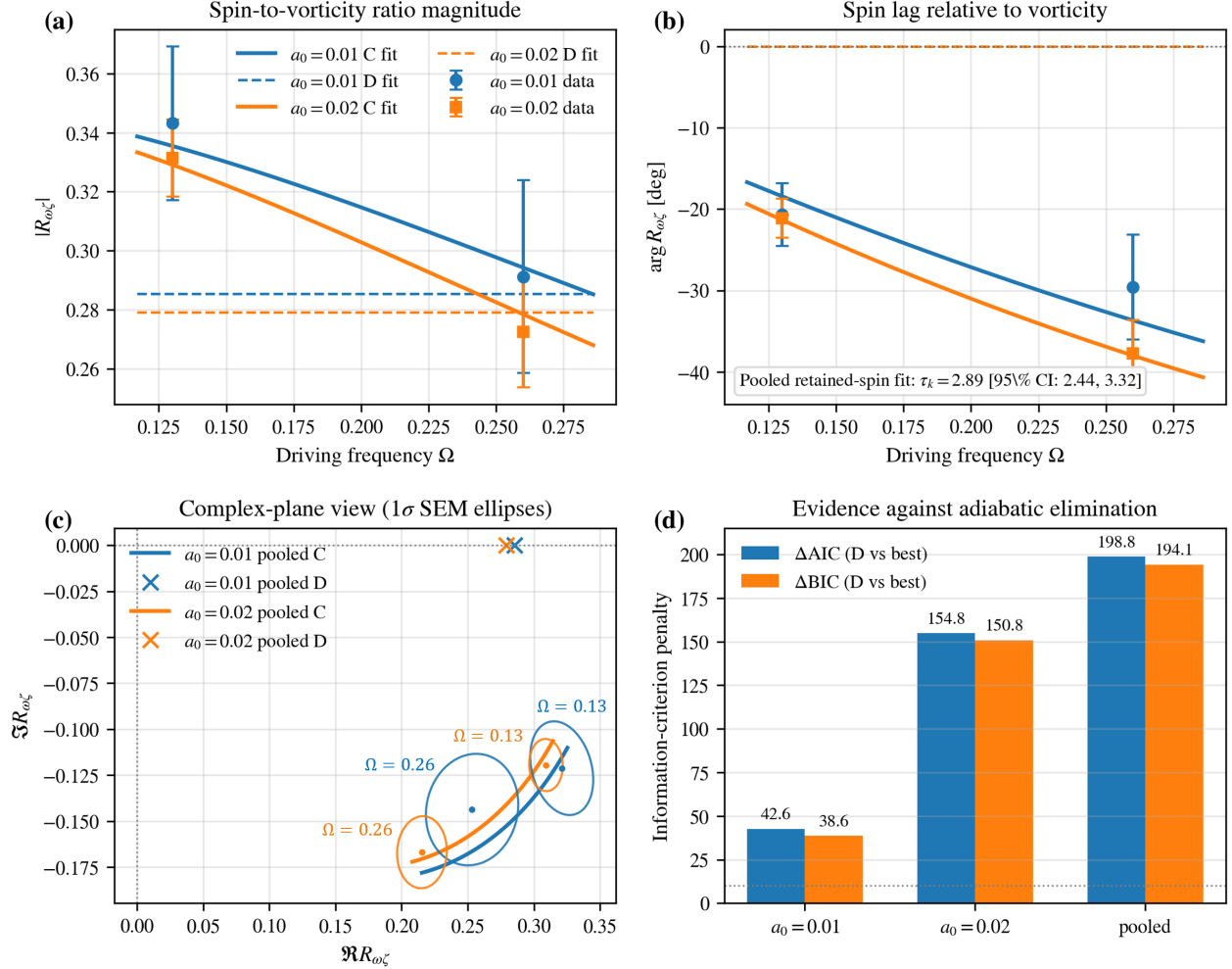


FIG. 16. Discrimination test using the 99-seed targeted $n = 2$ harmonic-forcing EDMD data. The complex spin-to-vorticity ratio $R_{\omega\zeta} = \hat{\omega}_z / \hat{\zeta}_z$ is compared with a retained-spin model (Model C) and an adiabatically eliminated model (Model D). (a) Magnitude and (b) phase of $R_{\omega\zeta}$ for $a_0 = 0.01$ and 0.02 . The retained-spin fit captures the observed frequency-dependent lag, whereas adiabatic elimination predicts a frequency-independent real ratio. (c) Complex-plane representation with 1σ SEM ellipses. (d) Information-criterion penalties against adiabatic elimination: $\Delta AIC / \Delta BIC = 42.6 / 38.6$ for $a_0 = 0.01$, $154.8 / 150.8$ for $a_0 = 0.02$, and $198.8 / 194.1$ for the pooled shared- τ_k fit. The pooled retained-spin fit yields $\tau_k = 2.89$ with bootstrap 95% confidence interval [2.44, 3.32].

Taken together, Figs. 7–9 and the EDMD results of Sec. V suggest a practical response-based inference strategy in the transverse sector. First, use fixed- k spin-sensitive forcing to test for a finite spin lag through $R_{\omega\zeta}$; this is the cleanest retained-spin-versus-elimination discriminator. Second, if only one pole is resolved in the macroscopic channel, use multi- k vorticity response to discriminate rational from polynomial one-field kernels. Third, reserve full coefficient inversion for broader parameter sweeps and companion Chapman–Enskog transport calculations. A statistically robust multi- k /multi- Ω framework that combines both vorticity and spin channels remains an important next step, but the present EDMD benchmarks show that such an inference program is now feasible in principle.

VII. CONCLUSION

This paper develops a response-based framework for distinguishing three mechanistically different routes to high-curvature transverse behavior: explicit retained-spin dynamics, adiabatic elimination of a fast spin

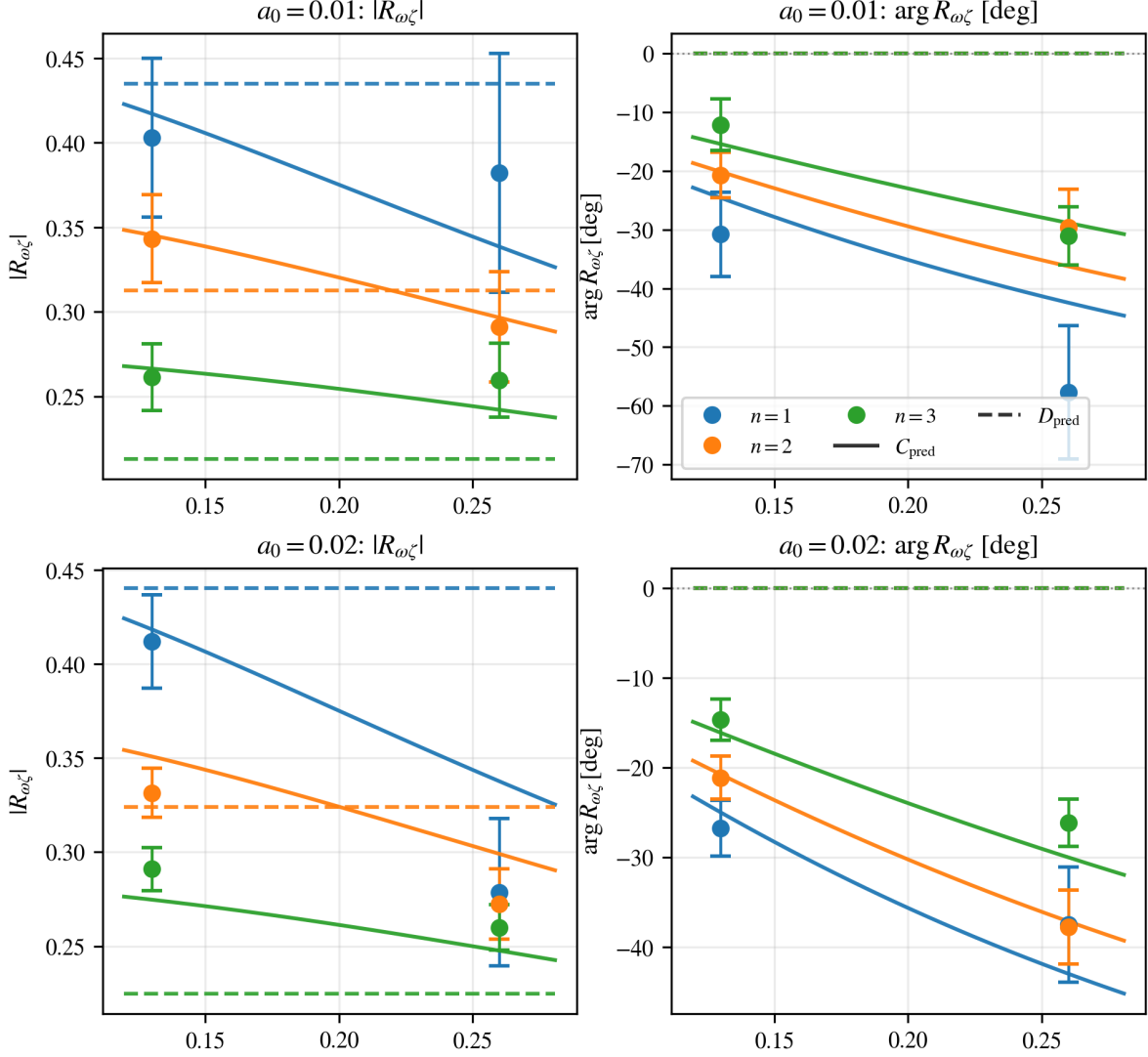
Multi- k spin-ratio discrimination

FIG. 17. Multi- k discrimination test using the extended Section VC harmonic-forcing EDMD data at the sampled modes $n = 1, 2, 3$ (99 seeds per condition). The plotted quantity is the complex spin-to-vorticity ratio $R_{\omega\zeta} = \hat{\omega}_z / \hat{\zeta}_z$. The left column shows the magnitude $|R_{\omega\zeta}|$ and the right column shows the phase $\arg R_{\omega\zeta}$; the top row corresponds to $a_0 = 0.01$ and the bottom row to $a_0 = 0.02$. Symbols with error bars are the EDMD ensemble means for the three sampled modes, with uncertainties propagated from the real and imaginary SEMs of the complex mean. Solid curves (C_{pred}) are the pooled retained-spin prediction, whereas dashed lines (D_{pred}) show the corresponding adiabatic-elimination prediction, which is frequency independent at fixed k . Across all three sampled modes, the data exhibit a systematic frequency-dependent lag that is captured by the retained-spin model and is incompatible with instantaneous elimination. In the pooled fit, the physically constrained retained-spin model is strongly favored over adiabatic elimination, with $\Delta\text{AIC}/\Delta\text{BIC} = 604.4/603.2$, and yields $\lambda_M = 2.87$ and $\tau = 3.87$ with bootstrap 95% confidence intervals $[2.55, 3.22]$ and $[3.55, 4.22]$, respectively.

variable, and finite polynomial higher-gradient closure. The main contribution is not the mere presence of a Navier–Stokes-order micropolar closure, which has clear antecedents, but the demonstration that these routes lead to different pole structures, different k -kernels, and therefore different measurable response signatures.

The retained-spin closure used here is derived separately in the companion paper [6]. The present manuscript uses that closure as a response-theoretic starting point and shows why eliminating an internal variable generates a rational kernel whose low- k expansion mimics Burnett-type terms but whose full

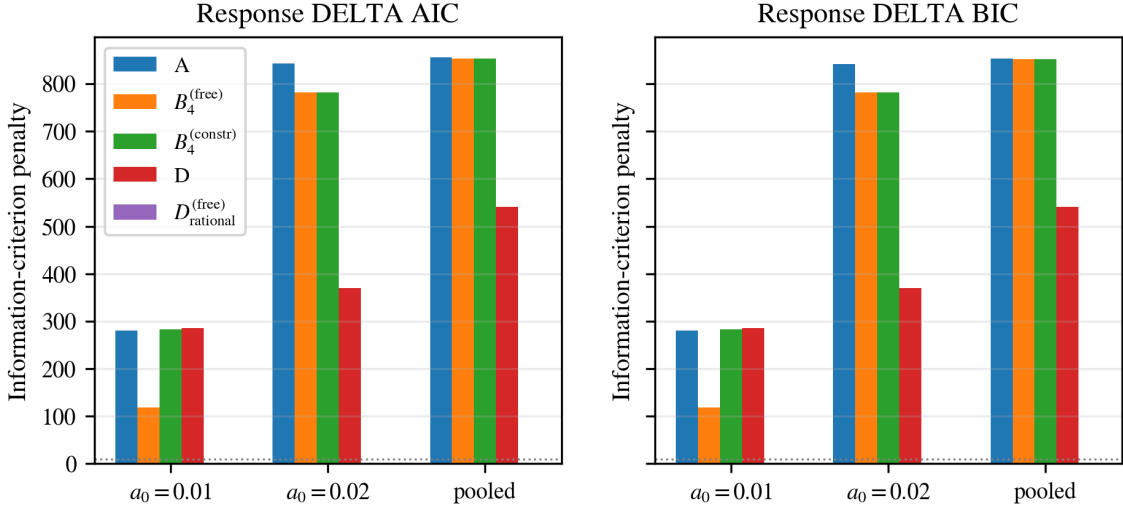
Multi- k zeta-response evidence

FIG. 18. Information-criterion evidence from the multi- k vorticity response $\langle \hat{\zeta}_z / \hat{f} \rangle$ in the extended Section VC campaign. Bars show ΔAIC and ΔBIC relative to the flexible one-pole reference $D_{\text{rational}}^{(\text{free})}$ for the physical one-field closures A, $B_4^{(\text{free})}$, $B_4^{(\text{constr})}$, and D. The pure k^2 closure A is strongly disfavored in every dataset. The weaker-drive dataset $a_0 = 0.01$ still prefers the polynomial surrogate $B_4^{(\text{free})}$ over the rational model D, but the stronger-drive and pooled datasets reverse that ordering and strongly favor D over $B_4^{(\text{free})}$. The multi- k vorticity channel therefore carries kernel-shape information beyond a pure k^2 response and, once statistics are strengthened, becomes informative about rational-versus-polynomial one-field structure.

finite- k behavior is not captured by any finite polynomial truncation. This distinction becomes operational in the transverse linear response: Model C has two poles, Model D captures the slow branch with a rational one-pole kernel, and polynomial surrogates deform that response either through stable overdamping [$B^{(4)}$] or near-critical amplification and instability [$B^{(6)}$].

The reduced single-mode calculations and the many-particle EDMD benchmarks serve complementary purposes. The former are controlled tests of the response classes themselves. The latter now provide a restricted but genuine microscopic discrimination. Free decay isolates a one-pole hydrodynamic sector, broad harmonic forcing yields highly coherent responses in u_x and ζ_z , and targeted fixed- k spin-sensitive forcing resolves a finite spin-relaxation lag that strongly favors retained spin over instantaneous adiabatic elimination. Extending that analysis to multiple modes sharpens the conclusion further: the spin-to-vorticity ratio supports a pooled retained-spin fit over adiabatic elimination by $\Delta\text{AIC}/\Delta\text{BIC} = 604.4/603.2$, while the stronger-drive and pooled multi- k vorticity data reject a pure k^2 closure and favor the rational eliminated-spin kernel over a polynomial one-field surrogate. Within that scope, the EDMD results do more than establish observability; they materially strengthen the closure-discrimination program. What they still do not provide is a full transport-coefficient inversion.

A quantitatively complete theory will ultimately combine the response-based discrimination developed here with the coefficient-oriented transport program of Ref. [6]. It also remains important to test the present criteria against wider parameter sweeps, broader direct kinetic simulations, DNS, and experiments. Within those limits, the present work shows that transverse response is not merely a formal way of classifying closures: it is a practical diagnostic language for connecting microscopic rotational physics to macroscopic effective hydrodynamics.

Appendix A: Model-selection protocol for the AIC/BIC analyses

General likelihood, SEM weighting, and plotted uncertainties. The information-criterion comparisons in Figs. 16–18 are performed directly on the complex ensemble means, not on separately fitted magnitudes and

phases. For each forcing condition j , let $z_{j,s} \in \mathbb{C}$ denote the seed-level complex response and let

$$\bar{z}_j = \frac{1}{N_j} \sum_{s=1}^{N_j} z_{j,s} \quad (\text{A1})$$

be the corresponding ensemble mean. We then define the real two-vector

$$y_j = \begin{pmatrix} \text{Re } \bar{z}_j \\ \text{Im } \bar{z}_j \end{pmatrix}, \quad \mu_j(\theta) = \begin{pmatrix} \text{Re } z_j^{\text{mod}}(\theta) \\ \text{Im } z_j^{\text{mod}}(\theta) \end{pmatrix}, \quad (\text{A2})$$

where $z_j^{\text{mod}}(\theta)$ is the model prediction for parameter vector θ . The 2×2 covariance used in the weighting is the covariance of the condition mean,

$$\Sigma_j = \frac{1}{N_j} \text{Cov}_{\text{seed}} \begin{pmatrix} \text{Re } z_{j,s} \\ \text{Im } z_{j,s} \end{pmatrix}. \quad (\text{A3})$$

Thus the real and imaginary parts are fitted jointly, allowing for a nonzero covariance between them. The Gaussian log-likelihood is

$$-2 \ln L(\theta) = \sum_j [y_j - \mu_j(\theta)]^\top \Sigma_j^{-1} [y_j - \mu_j(\theta)] + \text{const}, \quad (\text{A4})$$

which is equivalent to SEM-weighted least squares on the whitened residuals. Because the omitted normalization term depends only on the fixed data covariance, it cancels in all ΔAIC and ΔBIC comparisons. We therefore report

$$\text{AIC} = 2p - 2 \ln L, \quad \text{BIC} = p \ln N_{\text{obs}} - 2 \ln L, \quad (\text{A5})$$

with p the number of fitted parameters and N_{obs} the adopted scalar observation count.

The plotted magnitude and phase error bars are propagated from the same 2×2 SEM covariance. Writing $\bar{z}_j = u_j + iv_j$, the Jacobians are

$$\nabla |\bar{z}_j| = \frac{1}{|\bar{z}_j|} \begin{pmatrix} u_j \\ v_j \end{pmatrix}, \quad \nabla \arg \bar{z}_j = \frac{1}{u_j^2 + v_j^2} \begin{pmatrix} -v_j \\ u_j \end{pmatrix}, \quad (\text{A6})$$

so that

$$\sigma_{|z|,j}^2 \approx \nabla |\bar{z}_j|^\top \Sigma_j \nabla |\bar{z}_j|, \quad \sigma_{\phi,j}^2 \approx \nabla \arg \bar{z}_j^\top \Sigma_j \nabla \arg \bar{z}_j. \quad (\text{A7})$$

This is the same linear error-propagation rule used to draw the error bars in Figs. 16 and 17.

Fixed- k spin-ratio test (Fig. 16). For the targeted Section VC campaign at fixed k , the model comparison is carried out on the complex spin-to-vorticity ratio

$$R_{\omega\zeta}(\Omega) = \left\langle \hat{\omega}_z / \hat{\zeta}_z \right\rangle. \quad (\text{A8})$$

The two candidate forms are

$$R_D(\Omega) = c_0, \quad R_C(\Omega) = \frac{c_0}{1 + i\Omega\tau_k}, \quad (\text{A9})$$

corresponding respectively to instantaneous adiabatic elimination (Model D) and to explicit retained spin (Model C). For each amplitude separately, the parameter counts are $p_D = 1$ and $p_C = 2$. In the pooled shared- τ_k analysis across amplitudes, the amplitudes have separate c_0 values but a common lag time τ_k , so that

$$p_D = N_a, \quad p_C = N_a + 1, \quad (\text{A10})$$

where N_a is the number of forcing amplitudes.

We evaluate the BIC in Fig. 16 using the seed-level scalar count,

$$N_{\text{obs}}^{(16)} = 2N_{\Omega}N_{\text{seed}} \quad (\text{A11})$$

for a single-amplitude fit and

$$N_{\text{obs}}^{(16)} = 2N_aN_{\Omega}N_{\text{seed}} \quad (\text{A12})$$

for the pooled fit, reflecting the real and imaginary parts of all seed-level complex responses across the fitted conditions. Because Section VC at fixed k samples only one wavenumber, this analysis is intended only as a retained-spin versus elimination test; after k is fixed, one-field polynomial surrogates and a one-field rational kernel collapse to the same one-pole structure up to an effective real damping constant. Confidence intervals for the pooled lag are obtained by nonparametric bootstrap resampling of the seed-level complex ratios within each (a_0, Ω) condition followed by refitting the shared- τ_k model. We performed 300 such bootstrap resamples.

Multi-k spin-ratio test (Fig. 17). For the multi- k extension, the primary observable is again the complex ratio $R_{\omega\zeta}(k, \Omega) = \langle \hat{\omega}_z / \hat{\zeta}_z \rangle$, but we fit two nested model families. The first is a free- k family,

$$R_D^{\text{free}}(k, \Omega) = c_k, \quad R_C^{\text{free}}(k, \Omega) = \frac{c_k}{1 + i\Omega\tau_k}, \quad (\text{A13})$$

with parameter counts $p_D = N_k$ and $p_C = 2N_k$. The second is the physically structured family quoted in the manuscript,

$$R_D^{\text{phys}}(k, \Omega) = \frac{1}{2(1 + \lambda_M k^2)}, \quad R_C^{\text{phys}}(k, \Omega) = \frac{1}{2(1 + \lambda_M k^2 + i\tau\Omega)}, \quad (\text{A14})$$

with parameter counts $p_D = 1$ and $p_C = 2$. The values reported in Fig. 17 and in the corresponding main-text discussion are those of the theory-structured pair $\{R_D^{\text{phys}}, R_C^{\text{phys}}\}$.

In the present multi- k analysis, the default BIC convention is based on the complex condition means,

$$N_{\text{obs}}^{(17)} = 2N_{\text{cond}}, \quad N_{\text{cond}} = N_a N_k N_{\Omega}, \quad (\text{A15})$$

which counts the real and imaginary parts of the condition means used in the fit. Bootstrap intervals for the pooled physical retained-spin fit are obtained by independently resampling the seed-level complex ratios within each (a_0, k, Ω) condition and refitting (λ_M, τ) . We performed 500 bootstrap resamples for Fig. 17.

Multi-k vorticity-response evidence (Fig. 18). For the multi- k vorticity-response comparison we fit the complex response

$$\chi_{\zeta\zeta}(k, \Omega) = \left\langle \frac{\hat{\zeta}_z}{\hat{f}} \right\rangle \quad (\text{A16})$$

to the one-pole families used in Sec. III, namely

$$\chi_A(k, \Omega) = \frac{-ik}{\nu k^2 + i\Omega}, \quad (\text{A17})$$

$$\chi_{B^{\text{free}}}(k, \Omega) = \frac{-ik}{\nu k^2 + B_1 k^4 + i\Omega}, \quad (\text{A18})$$

$$\chi_{B^{\text{constr}}}(k, \Omega) = \chi_{B^{\text{free}}}(k, \Omega) \quad \text{with} \quad B_1 \geq 0, \quad (\text{A19})$$

$$\chi_D(k, \Omega) = \frac{-ik}{\nu k^2 + \frac{\nu_r \mu k^4}{4\nu_r + \mu k^2} + i\Omega}, \quad (\text{A20})$$

$$\chi_{\text{free}}(k, \Omega) = \frac{-ik}{K_k + i\Omega}. \quad (\text{A21})$$

In Fig. 18 these appear as the bars labeled A , $B_4^{(\text{free})}$, $B_4^{(\text{constr})}$, D , and $D_{\text{rational}}^{(\text{free})}$, respectively. The corresponding parameter counts are

$$p_A = 1, \quad p_{B^{\text{free}}} = 2, \quad p_{B^{\text{constr}}} = 2, \quad p_D = 3, \quad p_{\text{free}} = N_k. \quad (\text{A22})$$

The condition-mean convention,

$$N_{\text{obs}}^{(18)} = 2N_{\text{cond}}, \quad (\text{A23})$$

is used for BIC. The displayed ΔAIC and ΔBIC values are reported relative to the minimum AIC/BIC within the response-model family for each dataset; in the present response comparison, that minimum is attained by the flexible one-pole reference $D_{\text{rational}}^{(\text{free})}$.

Remark on BIC conventions. We therefore use slightly different observation-count conventions for BIC: Fig. 16 counts seed-level scalar samples, whereas Figs. 17 and 18 use condition means by default. This choice affects only the penalty term $p \ln N_{\text{obs}}$ in Eq. (A5); it does not affect the likelihood itself, any of the AIC values, or the qualitative ordering in the present datasets, for which the reported information-criterion separations are already large.

ACKNOWLEDGMENTS

This study was supported by JSPS KAKENHI (Grant Number 22K14177) and JST PRESTO (Grant Number JPMJPR2307).

-
- [1] D. W. Condiff and J. S. Dahler, Fluid mechanical aspects of antisymmetric stress, [The Physics of Fluids](#) **7**, 842 (1964).
 - [2] A. C. Eringen, Theory of micropolar fluids, [Journal of Mathematics and Mechanics](#) **16**, 1 (1966).
 - [3] A. C. Eringen, *Microcontinuum Field Theories. I. Foundations and Solids* (Springer, New York, 1999).
 - [4] A. C. Eringen, *Microcontinuum Field Theories. II. Fluent Media* (Springer, New York, 2001).
 - [5] D. Burnett, The distribution of velocities in a slightly non-uniform gas, [Proceedings of the London Mathematical Society](#) **s2-39**, 385 (1935).
 - [6] S. Tsuzuki, Retained-spin micropolar hydrodynamics from the Boltzmann–Curtiss equation: a generalized Chapman–Enskog construction (2026), companion manuscript; to be posted as a preprint.
 - [7] J. S. Dahler and N. F. Sather, Kinetic theory of loaded spheres. I, [The Journal of Chemical Physics](#) **38**, 2363 (1963).
 - [8] L. Monchick, K. S. Yun, and E. A. Mason, Relaxation effects in the transport properties of a gas of rough spheres, [The Journal of Chemical Physics](#) **38**, 1282 (1963).
 - [9] D. W. Condiff, W. K. Lu, and J. S. Dahler, Transport properties of polyatomic fluids, a dilute gas of perfectly rough spheres, [The Journal of Chemical Physics](#) **42**, 3445 (1965).
 - [10] B. J. McCoy, S. I. Sandler, and J. S. Dahler, Transport properties of polyatomic fluids. IV. The kinetic theory of a dense gas of perfectly rough spheres, [The Journal of Chemical Physics](#) **45**, 3485 (1966).
 - [11] S. Tsuzuki, Spectrum of the curl of vorticity as a precursor to dissipation in three-dimensional Taylor-Green turbulence, [Phys. Rev. Fluids](#) **11**, L012601 (2026).
 - [12] S. Tsuzuki, A curvature-weighted spectral precursor to dissipation in decaying three-dimensional turbulence: robustness across initial conditions and viscosity effects (2026), arXiv:2601.14043 [physics.flu-dyn].
 - [13] R. Kubo, Statistical-mechanical theory of irreversible processes. I. General theory and simple applications to magnetic and conduction problems, [Journal of the Physical Society of Japan](#) **12**, 570 (1957).
 - [14] D. Forster, *Hydrodynamic Fluctuations, Broken Symmetry, and Correlation Functions*, Frontiers in Physics, Vol. 47 (W. A. Benjamin, Reading, MA, 1975).
 - [15] A. V. Bobylev, The Chapman–Enskog and Grad methods for solving the Boltzmann equation, [Soviet Physics Doklady](#) **27**, 29 (1982), English translation of Dokl. Akad. Nauk SSSR 262, 71–75 (1982).
 - [16] F. J. Uribe, R. M. Velasco, and L. S. García-Colín, Bobylev’s instability, [Phys. Rev. E](#) **62**, 5835 (2000).
 - [17] S. Jin and M. Slemrod, Regularization of the Burnett equations via relaxation, [Journal of Statistical Physics](#) **103**, 1009 (2001).
 - [18] H. Struchtrup and M. Torrilhon, Regularization of Grad’s 13 moment equations: Derivation and linear analysis, [Physics of Fluids](#) **15**, 2668 (2003).
 - [19] H. Struchtrup, *Macroscopic Transport Equations for Rarefied Gas Flows: Approximation Methods in Kinetic Theory* (Springer, Berlin, 2005).