

Reducing Subpacketization in Device-to-Device Coded Caching via Heterogeneous File Splitting

Xiang Zhang, *Member, IEEE*, Giuseppe Caire, *Fellow, IEEE*, and Mingyue Ji, *Member, IEEE*

Abstract—The packet type (PT)-based framework [2] provides a systematic and principled approach to designing device-to-device (D2D) coded caching schemes that achieve reduced subpacketization while preserving the optimal communication rate. However, existing PT designs rely exclusively on homogeneous subpacketization, where all packets have an identical size regardless of their types. This restriction limits the achievable subpacketization reduction in certain parameter regimes. In this paper, we extend the PT framework to *heterogeneous* subpacketization, allowing packet sizes to vary across types under a refined type classification. The packet sizes, in conjunction with user grouping and multicast transmitter selection, are jointly optimized to minimize the overall subpacketization level while preserving the optimal rate. Based on the heterogeneous PT framework, we construct a new class of D2D coded caching schemes for $(K, KM/N) = (2q + 1, 2r)$ with $q, r \in \mathbb{N}_+$, where K, N and M denote the number of users, files and cache memory size, respectively. The proposed construction achieves a constant-factor reduction in subpacketization compared to the Ji-Caire-Molisch (JCM) caching scheme [3] and complements existing PT designs that are not applicable in this parameter regime.

Index Terms—Coded caching, device-to-device, subpacketization, packet type, heterogeneous

I. INTRODUCTION

Device-to-device (D2D) coded caching [3] extends the shared-link model of Maddah-Ali and Niesen [4] (referred to as the *MAN scheme*) to serverless networks, where users take turns transmitting to satisfy each other's demands. Let K, N and M be the number of users, files and per-user cache memory size, respectively, and $t \triangleq \frac{KM}{N}$ the (normalized) aggregate cache size. The well-known Ji-Caire-Molisch (JCM) caching scheme [3] achieves the communication rate $R_{\text{JCM}} \triangleq \frac{K(1-M/N)}{t}$ with subpacketization level (i.e., the number of smaller packets each file is split into) $F_{\text{JCM}} \triangleq t \binom{K}{t}$. Compared to the MAN scheme which achieves $R_{\text{MAN}} \triangleq \frac{K(1-M/N)}{t+1}$ and $F_{\text{MAN}} \triangleq \binom{K}{t}$, the JCM scheme has higher communication rate (at the same per-user memory size M/N) and subpacketization: (i) R_{JCM} is larger than R_{MAN} because a smaller global caching gain t is realized in the JCM scheme than $t+1$ in the MAN scheme; (ii) F_{JCM} is t times larger than F_{MAN} due to an additional layer of subfile splitting introduced

to enable *symmetric* packet exchange [2, Definition 2] during the multicast delivery phase, thereby achieving the optimal global caching gain t . More specifically, the JCM scheme employs a two-layer subpacketization structure as follows:

$$\text{[First layer]} \quad W_n = \{W_{n,\mathcal{T}}\}_{\mathcal{T} \in \binom{[K]}{t}}, \quad \forall n \quad (1a)$$

$$\text{[Second layer]} \quad W_{n,\mathcal{T}} = \{W_{n,\mathcal{T}}^{(i)}\}_{i \in [t]}, \quad \forall n, \mathcal{T} \quad (1b)$$

1) *File to subfiles* (i.e., *MAN Subpacketization*): Each file is split into $\binom{K}{t}$ equal-sized subfiles, each indexed by a t -subset of $[K]$ as shown in (1a). In the cache placement phase, user k stores all subfiles where $k \in \mathcal{T}$, i.e., $Z_k = \{W_{n,\mathcal{T}} : \forall \mathcal{T} \ni k, \forall n \in [N]\}$. 2) *Subfile to packets*: Each subfile is further split into t equal-sized packets as shown in (1b). As a result, each file W_n is split into $F_{\text{JCM}} = t \binom{K}{t}$ packets,

$$\text{[JCM splitting]} \quad W_n = \{W_{n,\mathcal{T}}^{(i)}\}_{\mathcal{T} \in \binom{[K]}{t}, i \in [t]}. \quad (2)$$

A. Finite-Length D2D Coded Caching

The large subpacketization $F_{\text{JCM}} = t \binom{K}{t}$ of JCM is a major obstacle to practical implementation, since it requires each file to be split into a prohibitively (i.e., exponential in K) large number of packets even for moderate K . As a result, reducing subpacketization has become a central problem in finite-length D2D coded caching [5]–[17]. Several constructions based on projective geometry [6], [9], D2D placement delivery arrays (DPDAs) [5], [7], [8], [12], [13], hypercube structures [10], [16], and related combinatorial designs [17] achieve reduced subpacketization, often substantially below F_{JCM} . However, the subpacketization reduction achieved in these schemes comes inevitably at the *cost of higher communication rates* than the JCM scheme, thus sacrificing rate optimality. The only rate-optimal result established by Wang *et al.* [5], [7] applies to a very limited set of memory points $M/N \in \{\frac{1}{K}, \frac{2}{K}, \frac{K-2}{K}, \frac{K-1}{K}\}$, and thus lacks generality. Therefore, despite a rich literature on low-subpacketization D2D caching, a general design methodology that simultaneously preserves the optimal rate and systematically reduces subpacketization remains elusive.

B. The Packet Type-based Framework

A significant step toward this goal is the packet type (PT)-based framework [2], which provides a *systematic* way to design rate-optimal D2D coded caching schemes with reduced subpacketization. The key idea is to impose a grouping on the user set and classify subfiles, packets, and multicast groups into types according to the induced geometric structure.

Part of this work was presented in the conference paper [1].

X. Zhang and G. Caire are with the Department of Electrical Engineering and Computer Science, Technical University of Berlin, 10623 Berlin, Germany (e-mail: {xiang.zhang, caire}@tu-berlin.de). M. Ji is with the Department of Electrical and Computer Engineering, University of Florida, Gainesville, FL 32611, USA (e-mail: mingyueji@ufl.edu). This work was done while X. Zhang and M. Ji were with the Department of Electrical and Computer Engineering, University of Utah, Salt Lake City, UT 84112, USA. (*Corresponding author: Xiang Zhang.*)

This viewpoint reveals that the symmetric subpacketization and symmetric packet exchange used in the JCM scheme are not always necessary for achieving the optimal rate. In particular, the PT framework identifies two distinct sources of subpacketization reduction: 1) *subfile saving gain*, obtained by excluding redundant subfile types, and 2) *further splitting saving gain*, obtained by assigning fewer than t packets to certain surviving subfile types through carefully coordinated transmitter selection. The joint effect of both reduction gains leads to an improved subpacketization over the JCM scheme in a wide range of parameter regimes while preserving the same rate as R_{JCM} . In particular, three general classes of D2D coded caching schemes were constructed under the PT framework: (i) The first construction [2, Theorem 1] applies to both even K and even t where $t \geq K/2$, and achieves an order-wise (in K) reduction over F_{JCM} ; (ii) The second construction [2, Theorem 2] applies to both even K and even t and guarantees a more-than-half constant-factor reduction; (iii) The third construction [2, Theorem 3] applies to parameters satisfying $K = mq$ where $m, q \geq t + 1$, and achieves a constant-factor reduction through subfile saving. As a result, the PT framework revealed a sharper rate-subpacketization trade-off boundary, that is, the subpacketization of the JCM scheme can be reduced *without* sacrificing the optimal rate.

However, the existing PT framework is restricted to *homogeneous* subpacketization, namely, all packets are required to have the same size regardless of their types. This restriction is structural rather than cosmetic. Under unequal user grouping, the memory constraint of the users depends not only on how many packets of each type are cached, but also on their *sizes*. In certain parameter regimes, especially those involving odd K , homogeneous packet sizes make it impossible to balance the cache memories across users while retaining the desired packet reduction. As a consequence, although the prior PT framework already covers several important regimes, *it does not provide a rate-optimal construction for general odd K* . More specifically, although the third construction in [2] applies to *some* odd values of K of the form $K = mq$, where $m, q \geq t + 1$, its scope is quite limited. Moreover, it exploits only the subfile saving gain and does not explore the further splitting saving gain, leaving room for further optimization.

C. Summary of Contributions

This work extends the PT framework from homogeneous to *heterogeneous* subpacketization. By allowing different refined types to have different packet sizes, the proposed design introduces the flexibility needed to satisfy the memory constraint under unequal user grouping, thereby filling a gap left by existing homogeneous-subpacketization PT designs. Moreover, heterogeneous packet sizing is jointly designed with user grouping and transmitter selection, and thus becomes a key enabler of designing new low-subpacketization, rate-optimal D2D coded caching schemes.

The main contributions of this paper are twofold:

1) We extend the PT-based framework [2] to the heterogeneous subpacketization setting, allowing packets to have type-dependent sizes under a refined type classification via

subtypes. Specifically, each subfile type is further divided into two subtypes grouped into *coupled groups*, and packets within the same coupled group share a common size while different groups may have distinct sizes. The proposed framework jointly optimizes user grouping, multicast transmitter selections with different coupled groups, and heterogeneous packet sizes are chosen to satisfy the users' cache memory constraints while preserving the optimal communication rate. In particular, the transmitter selection in each coupled group yields an intermediate global FS vector via the vector LCM operation, and the sum of all intermediate global FS vectors gives the aggregate global FS vector that determines the final subpacketization. In particular, the PT subpacketization is an inner product between the aggregate global FS vector and the subfile-count vector, enabling explicit characterization of *subfile saving* (via exclusion of certain subfile types) and *further splitting saving* (via reduced FS factors).

2) Building on the heterogeneous PT framework, we construct a new class of rate-optimal D2D coded caching schemes for odd K and even t , achieving a constant-factor subpacketization reduction over the JCM scheme [3]. The proposed design adopts an unequal user grouping $(\frac{K+1}{2}, \frac{K-1}{2})$ and coordinated transmitter selections across two coupled groups. The resulting intermediate FS vectors combine to form an aggregate global FS vector that increases linearly with unit slope from zero and is capped at t . The packet sizes are then determined to satisfy the memory constraint, and the resulting subpacketization ratio is characterized, including its asymptotic scaling in K and t . The proposed construction fills the gap in the homogeneous-subpacketization PT design in [2], where a general design for odd K is lacking. It can thus be viewed as a complementary extension of [2].

Organization. This remainder of this paper is organized as follows. Section II describes the problem setup and provides an overview of the PT framework. Section III gives the main result and its interpretations. Section IV presents the proposed heterogeneous-subpacketization framework, and Section V details the proposed construction. Section VI provides several insightful discussions, and Section VII concludes the paper.

Notation. $[m : n] \triangleq \{m, m + 1, \dots, n\}$, $[n] \triangleq [1 : n]$. Calligraphic letters $\mathcal{A}, \mathcal{B}, \dots$ denote sets. $\mathcal{A} \setminus \mathcal{B} \triangleq \{x \in \mathcal{A} : x \notin \mathcal{B}\}$, and $\binom{\mathcal{A}}{n} \triangleq \{\mathcal{S} \subseteq \mathcal{A} : |\mathcal{S}| = n\}$. Bold letters $\mathbf{A}, \mathbf{B}, \mathbf{a}, \mathbf{b}, \dots$ denote matrices and vectors. $\underline{a}_n \triangleq (a, \dots, a)$ with n identical entries. For $\mathbf{a} = (a_i)_{i=1}^n$, $\mathbf{b} = (b_i)_{i=1}^n$, $\mathbf{a} \preceq \mathbf{b}$ means $a_i \leq b_i, \forall i$. For random variables X, Y , $X \prec_{\text{st}}$ (resp. \preceq_{st}) denotes strict (resp. non-strict) stochastic dominance. \oplus denotes the bit-wise XOR. For nonnegative functions f, g , $f(n) = O(g(n))$ if $\exists C > 0, n_0$ such that $f(n) \leq Cg(n), \forall n \geq n_0$; $f(n) = \Theta(g(n))$ if $\exists C_1, C_2 > 0, n_0$ such that $C_1 \leq f(n)/g(n) \leq C_2, \forall n \geq n_0$.

II. PROBLEM SETUP AND OVERVIEW OF PT FRAMEWORK

A. Problem setup

Consider a D2D coded caching system with N files W_1, \dots, W_N , each of L bits, and K users, each equipped a cache memory Z_k of ML bits. In the placement phase,

each user prestores uncoded file bits. After the users' demands $\mathbf{d} \triangleq (d_1, \dots, d_K)$ are revealed, delivery is performed over multicast groups of size $t + 1$, whose users take turns broadcasting coded messages to satisfy one another's demands. To achieve the optimal delivery rate, each file must be partitioned into F packets so as to realize the global caching gain t (also referred to as degrees-of-freedom (DoF) as each transmitted bit is simultaneously useful to t users). Under uncoded placement and one-shot delivery, the JCM rate $R_{\text{JCM}} = \frac{K(1-M/N)}{t}$ is optimal for $N \geq K$ [18]. The goal of this paper is to minimize the required subpacketization F while preserving the optimal rate R_{JCM} .

B. Overview of PT Framework

The key components of the PT framework [2] include user grouping, subfile and packet types, multicast group types, transmitter selection, local and global further splitting (FS) factors, the vector least common multiple (LCM) operation that merges local FS factors into globally compatible ones, and the memory constraint (MC) verification.

1) *User grouping*: The user set $[K]$ is partitioned into m disjoint groups $\mathcal{Q}_1, \dots, \mathcal{Q}_m$. A user grouping $\mathbf{q} \triangleq (q_1, \dots, q_m)$, where $q_1 \geq \dots \geq q_m > 0$, is defined as the ordered representation of the sizes of the groups. \mathbf{q} is called an equal grouping if $q_1 = \dots = q_m$, and unequal otherwise. Let $N_d(\mathbf{q}) \leq m$ denote the number of distinct values in \mathbf{q} , then groups can be aggregated into *unique sets*, representing unions of user groups with identical sizes. Let \mathcal{U}_i denote the i^{th} unique set.

2) *Subfile, packet, and multicast group types*: A subfile $W_{n,\mathcal{T}}$ is a piece of W_n that is exclusively stored by the t -user subset \mathcal{T} . A multicast group \mathcal{S} is a set of $t + 1$ users. Given user grouping \mathbf{q} with groups $\mathcal{Q}_1, \dots, \mathcal{Q}_m$, the type of \mathcal{T} and (resp. \mathcal{S}) is defined as the ordered representation of the sizes of the projections of \mathcal{T} (resp. \mathcal{S}) onto $(\mathcal{Q}_1, \dots, \mathcal{Q}_m)$. The types of \mathcal{T} and \mathcal{S} are denoted by $\mathbf{v} \triangleq (v_1, \dots, v_m)$ and $\mathbf{s} \triangleq (s_1, \dots, s_m)$, respectively, where $v_1 \geq \dots \geq v_m \geq 0$, $s_1 \geq \dots \geq s_m \geq 0$. The subfile $W_{n,\mathcal{T}}$ and its support set \mathcal{T} has the same type. Given \mathbf{s} , the *involved subfile type set* \mathcal{I} is defined as the set of subfile types participating in the transmission within type- \mathbf{s} multicast groups. Similarly, let $N_d(\mathbf{s})$ denote the number of distinct nonzero values in \mathbf{s} .

3) *Transmitter selection and local FS factors*: The further splitting (FS) splitting factor $\alpha(\mathbf{v}) \in \mathbb{Z}_+$ for type \mathbf{v} denotes the number of smaller packets into which each type- \mathbf{v} subfile is divided to ensure the optimal DoF of t . Given a type- \mathbf{s} multicast group $\mathcal{S} = \cup_{i \in N_d(\mathbf{s})} \widehat{\mathcal{S}}_i$, where $\widehat{\mathcal{S}}_i$ is the i^{th} unique set, a subset of users $\mathcal{U}_{\text{Tx}} \subseteq \mathcal{S}$ —which are restricted to be unions of unique sets—are chosen as transmitters, i.e., $\mathcal{U}_{\text{Tx}} = \cup_{i \in \mathcal{D}_{\text{Tx}}} \widehat{\mathcal{S}}_i$, $\mathcal{D}_{\text{Tx}} \subseteq [N_d(\mathbf{s})]$. The involved subfile types are $\mathcal{I} = \{\mathbf{v}_i\}_{i=1}^{N_d(\mathbf{s})}$, where \mathbf{v}_i denotes the type of the subfiles $\{W_{n,\mathcal{S} \setminus \{k\}}\}_{k \in \widehat{\mathcal{S}}_i}$. The FS factor is then given by

$$\alpha(\mathbf{v}_i) = \begin{cases} \sum_{k \in \mathcal{D}_{\text{Tx}}} |\widehat{\mathcal{S}}_k| - 1, & \text{if } i \in \mathcal{D}_{\text{Tx}} \\ \sum_{k \in \mathcal{D}_{\text{Tx}}} |\widehat{\mathcal{S}}_k|, & \text{if } i \notin \mathcal{D}_{\text{Tx}} \end{cases} \quad (3)$$

Hence, $\alpha(\mathbf{v}_i)$ equals the number of transmitters observable by each user in $\widehat{\mathcal{S}}_i$, excluding selftransmission. The FS factors obtained from (3) are called *local* FS factors. Note that the same transmitter selection is applied to all multicast groups of the same type. Moreover, the JCM scheme is a special PT design using $\mathcal{U}_{\text{Tx}} = \mathcal{S}, \forall \mathcal{S}$, yielding uniform FS factors $\alpha(\mathbf{v}_i) = t, \forall i$.

4) *Vector LCM and global FS factors*: Transmitter selection needs to be determined for all multicast group types. Since one subfile type may be involved in more than one type of multicast groups, the transmitter selections in them may yield distinct FS factors for the same subfile type. Hence, the local FS factors obtained in (3) are coordinated through the vector least common multiple (LCM) operation [2] to generate a set of *global* FS factors that are compatible with all local FS factors. Let $\boldsymbol{\alpha}^{\text{global}} \triangleq [\alpha^{\text{global}}(i)]_{i=1}^V$ (V being the total number of subfile types) denote the global FS vector, where each type- \mathbf{v}_i subfile is split into $\alpha^{\text{global}}(i)$ packets, i.e., $W_{n,\mathcal{T}} = \{W_{n,\mathcal{T}}^{(k)}\}_{k=1}^{\alpha^{\text{global}}(i)}$. Then, the overall file splitting¹ under PT is

$$W_n = \bigcup_{i \in [V]} \{W_{n,\mathcal{T}}^{(k)}\}_{\forall \mathcal{T}, \text{type}(\mathcal{T})=\mathbf{v}_i, k \in [\alpha^{\text{global}}(i)]}, \quad \forall n \quad (4)$$

and the subpacketization level is equal to

$$F_{\text{PT}} = \boldsymbol{\alpha}^{\text{global}} \mathbf{F}^{\text{T}} = \sum_{i=1}^V \alpha^{\text{global}}(i) F(\mathbf{v}_i), \quad (5)$$

where $F(\mathbf{v}_i)$ denotes the number of type- \mathbf{v}_i subfiles, and $\mathbf{F} \triangleq [F(\mathbf{v}_i)]_{i=1}^V$ denotes the subfile number vector.

5) *Memory constraint verification*: Under homogeneous-subpacketization, all packets have an identical size. Hence, we must ensure all users store the same number of packets in the placement phase. Let $\mathbf{F}_i \triangleq [F_i(\mathbf{v}_j)]_{j=1}^V$ be the *user cache vector*, which represents the number of subfiles of each type stored by any user in the i^{th} unique set of \mathbf{q} . Also let $\boldsymbol{\Delta}_i \triangleq \mathbf{F}_{i+1} - \mathbf{F}_i, i \in [N_d(\mathbf{q}) - 1]$ be the *cache difference vector*, the j^{th} entry of which $\Delta_i(j) = F_{i+1}(\mathbf{v}_j) - F_i(\mathbf{v}_j), j \in [V]$ represents the difference in the number of type- \mathbf{v}_j subfiles stored per user in $\widehat{\mathcal{U}}_{i+1}$ and $\widehat{\mathcal{U}}_i$. As a result, $\boldsymbol{\alpha}^{\text{global}}$ must satisfy the memory constraint (MC):

$$\boldsymbol{\alpha}^{\text{global}} \boldsymbol{\Delta}_i^{\text{T}} = 0, \quad \forall i \in [N_d(\mathbf{q}) - 1], \quad (6)$$

which is equivalent to $\boldsymbol{\alpha}^{\text{global}} \mathbf{F}_1^{\text{T}} = \boldsymbol{\alpha}^{\text{global}} \mathbf{F}_i^{\text{T}}, \forall i \in [N_d(\mathbf{q})]$, indeed ensuring all users store the same number of packets. Note that the size of the packets can be tuned to satisfy $|Z_k| = ML, \forall k \in [K]$. Also note that under equal user grouping, there is only one unique set so that the MC is automatically satisfied due to symmetry.

III. MAIN RESULT

Theorem 1: Let $(K, t) = (2q + 1, 2r)$ with $q, r \in \mathbb{N}_+$. The communication rate $R = N/M - 1$ of D2D coded caching is

¹Suppose the memory constraint in (6) is satisfied.

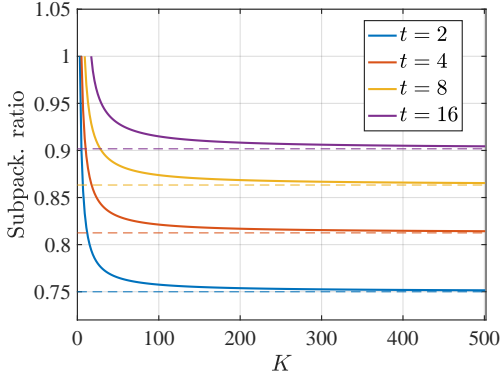


Fig. 1: Actual (solid) and asymptotic (dashed) subpacketization ratios for various t values. Both ratios increase with t , indicating a diminishing PT reduction over JCM.

achievable with subpacketization level F_{PT} satisfying $F_{\text{PT}} \leq F_{\text{JCM}}$, where

$$F_{\text{PT}} = \sum_{k=1}^{t+1} \alpha_k f_k, \quad (7)$$

with

$$\alpha_k = \begin{cases} 2(k-1), & \text{if } k \in [r], \\ t, & \text{if } k \in [r+1 : t+1], \end{cases} \quad (8a)$$

$$f_k = \binom{q+1}{k-1} \binom{q}{t-k+1}, \quad k \in [t+1]. \quad (8b)$$

Moreover, for fixed t ,

$$\lim_{q \rightarrow \infty} \frac{F_{\text{PT}}}{F_{\text{JCM}}} = 1 - \frac{1}{2} \cdot \frac{\binom{t}{r}}{2^t} = 1 - \Theta\left(\frac{1}{\sqrt{t}}\right). \quad (9)$$

The proof of Theorem 1 is given in Section V, where we present a novel two-group unequal user grouping PT design that achieves a constant-factor subpacketization reduction relative to the JCM scheme. Fig. 1 shows a comparison of the actual subpacketization ratios $F_{\text{PT}}/F_{\text{JCM}}$ (see (7)) with the corresponding asymptotic limits (see (9)) for various t . The actual and asymptotic ratios match closely.

We highlight the implications of Theorem 1 as follows:

1) *Subpacketization Reduction over JCM* [3]: The PT subpacketization (7) equals the inner product of the sequences $\{\alpha_k\}_{k=1}^{t+1}$ and $\{f_k\}_{k=1}^{t+1}$, where f_k denotes the number of subfiles of the k^{th} type and α_k denotes the corresponding further splitting factor (i.e., the number of packets per subfile). In contrast, the JCM subpacketization can be written as

$$F_{\text{JCM}} = \sum_{k=1}^{t+1} t f_k, \quad (10)$$

where $\sum_{k=1}^{t+1} f_k = \binom{K}{t}^2$. Since $\alpha_k \leq t$ for all k , we have $F_{\text{PT}} \leq F_{\text{JCM}}$, i.e., the proposed PT design achieves (strictly) lower subpacketization than the JCM scheme while preserving the same communication rate. More compactly, (8a) corresponds to the global FS vector

$$\alpha^{\text{global}} = (0, 2, 4, \dots, t-2, t_{r+1}) \quad (11)$$

²See explanation in Remark 3.

Comparing $F_{\text{PT}} = \alpha^{\text{global}} f_{1:k}^{\text{T}}$ with $F_{\text{JCM}} = t_{t+1} f_{1:k}^{\text{T}}$, it can be seen that the reduction of PT arises from two effects: subfile exclusion (as $\alpha_1 = 0$, packets of the first type are eliminated) and smaller FS factors (as $\alpha_k < t, \forall k \leq r$). These effects correspond to the *subfile saving gain* and *further splitting saving gain* identified in the PT framework [2].

2) *Asymptotic Scaling*: For fixed $t = K\mu$, the asymptotic ratio (9) has a $1 - \Theta(1/\sqrt{t})$ scaling in the small memory regime $\mu = \Theta(1/K)$. This implies a constant-factor reduction over JCM. Fig. 1 shows that for any t , the actual ratio decrease with K ,³ and both the actual and asymptotic ratios increase with t , indicating a weaker subpacketization reduction for larger t .

3) *Comparison with Homogeneous PT Design* [2]: For even K and t , the homogeneous-subpacketization PT design in [2, Theorem 2] achieves a more-than-half subpacketization reduction compared with the JCM scheme. However, that construction does not extend to odd t , neither does [2] provide a design for Therefore, our design in Theorem 1 serves as a complementary solution to [2].

4) *The Case of Even K* : Although Theorem 1 is stated for odd K , it extends to even K with minor modifications. Specifically, for $(K, t) = (2q, 2r)$ with $q \geq 2r + 1$, under the user grouping $\mathbf{q} = (q+1, q-1)$ and the transmitter selections in (38) and (40), the global FS vector $\alpha^{\text{global}} = (t_{r+1}, t-2, t-4, \dots, 2, 0)$ is achievable. However, the more-than-half reduction established in [2, Theorem 2] cannot not be guaranteed in this setting. Consequently, when both K and t are even, the homogeneous PT design in [2] remains preferable.

IV. PT FRAMEWORK WITH HETEROGENEOUS SUBPACKETIZATION

The homogeneous-subpacketization assumption, i.e., requiring all packets to have the same size regardless of their types, severely limits the applicability of the PT framework [2]. For example, that framework does not yield good PT designs for general odd K due to the challenge in satisfying the memory constraint (6)⁴. To fill the gap, we propose a new heterogeneous-subpacketization PT framework where packets associated with different types can have different sizes, while preserving a common type-based design philosophy. The added flexibility in choosing the packet sizes helps satisfy the users' memory constraint while enabling meaningful packet reduction. Concretely, each subfile type is further refined into *subtypes*, which are organized into *coupled groups*. Packets within the same coupled group share a common size, whereas packets from different coupled groups may have different sizes. This additional degree of freedom makes it possible to satisfy the memory constraint under unequal user grouping even when no homogeneous design can do so. At the same time, the transmitter selections across coupled groups are coordinated so that their induced intermediate FS vectors combine into an aggregate global FS vector, which in turn determines

³See proof in Lemma 1, Section V-C.

⁴Although [2] proposed a PT design that achieves an order-wise subpacketization reduction for $(K, t) = (2m+1, 2m-1), m \geq 3$, the result is confined to the special case $t = K - 2$ and is therefore not general.

the final subpacketization level. In this way, heterogeneous packet sizing is not an afterthought, but an integral design variable that works jointly with user grouping and transmitter selection.

In the following, we describe the modifications to the original PT framework to allow heterogeneous subpacketization.

1) *Subfile subtypes, packet types, and coupled groups*: In the original PT framework, each subfile $W_{n,\mathcal{T}}$ and its packets $\{W_{n,\mathcal{T}}^{(k)}\}_{k=1}^{\alpha^{\text{global}}(i)}$ have the same type $\mathbf{v}_i, i \in [V]$. In the heterogeneous PT framework, we refine the classification by dividing each subfile type \mathbf{v}_i into G subtypes $\mathbf{v}_i^{(1)}, \dots, \mathbf{v}_i^{(G)}$, each corresponding to a different packet type. Packet types with the same superscript constitute a *coupled group*, i.e., the g^{th} of which is denoted by

$$\mathcal{G}_g \triangleq \{\mathbf{v}_i^{(g)}\}_{i \in [V]}, g \in [G] \quad (12)$$

Packets of types from the same \mathcal{G}_g have an identical size of $\ell^{(g)}$ bits, whereas packets from different coupled groups may have distinct sizes.

2) *Transmitter selection & global FS factors*: Transmitter selection is performed independently over each coupled group. Let $\boldsymbol{\alpha}^{(g)} \triangleq [\alpha^{(g)}(i)]_{i=1}^V$ denote the (intermediate) global FS vector derived from the g^{th} transmitter selection for $\mathcal{G}_g, g \in [G]$. The aggregate global FS vector is then equal to

$$\boldsymbol{\alpha}^{\text{global}} = \sum_{g=1}^G \boldsymbol{\alpha}^{(g)}, \quad (13)$$

and the overall subpacketization level is given by $F_{\text{PT}} = \boldsymbol{\alpha}^{\text{global}} \mathbf{F}^T$, which is similar to (5). Compared with the homogeneous PT setting in Section II-B, where transmitter selection is performed only once, the proposed heterogeneous setting allows G separate transmitter selections. Combined with nonuniform packet sizing, this added flexibility helps satisfy the memory constraint of the users.

3) *Memory constraint (MC)*: Define $\gamma_g \triangleq \ell^{(g)}/\ell^{(1)}, g \in [G]$ as the packet size ratio between the g^{th} and the first coupled groups (note that $\gamma_1 = 1$). The total number of bits stored per file by any user in the i^{th} unique set \hat{U}_i is equal to $\sum_{g=1}^G \sum_{j=1}^V F_i(\mathbf{v}_j) \alpha^{(g)}(j) \ell^{(g)} = \sum_{g=1}^G \ell^{(g)} \boldsymbol{\alpha}^{(g)} \mathbf{F}_i^T, i \in [N_d(\mathbf{q})]$. To ensure users across different unique sets store the same number of bits, we require $\sum_{g=1}^G \ell^{(g)} \boldsymbol{\alpha}^{(g)} \mathbf{F}_i^T = \sum_{g=1}^G \ell^{(g)} \boldsymbol{\alpha}^{(g)} \mathbf{F}_{i+1}^T$ for all $i \in [N_d(\mathbf{q}) - 1]$, which is equivalent to $\ell^{(1)} \sum_{g=1}^G \gamma_g \boldsymbol{\alpha}^{(g)} \boldsymbol{\Delta}_i^T = 0$ (recall that $\boldsymbol{\Delta}_i = \mathbf{F}_{i+1} - \mathbf{F}_i$). Since $\ell^{(1)} > 0$, the memory constraint can be expressed as

$$\sum_{g=1}^G \gamma_g \boldsymbol{\alpha}^{(g)} \boldsymbol{\Delta}_i^T = 0, \forall i \in [N_d(\mathbf{q}) - 1] \quad (14)$$

Given the transmitter selections for the G coupled groups and the corresponding global FS vectors $\boldsymbol{\alpha}^{(1)}, \dots, \boldsymbol{\alpha}^{(G)}$, the packet size ratios $\gamma_1, \dots, \gamma_G$ can be solved. The the specific packet sizes $\ell^{(1)}, \dots, \ell^{(G)}$ can then be determined by the per-user storage requirement $N \ell^{(1)} \sum_{g=1}^G \gamma_g \boldsymbol{\alpha}^{(g)} \mathbf{F}_i^T = ML$ (using any i), yielding

$$\ell^{(1)} = \frac{ML}{N \sum_{g=1}^G \gamma_g \boldsymbol{\alpha}^{(g)} \mathbf{F}_i^T}, \ell^{(g)} = \gamma_g \ell^{(1)}, g \in [2 : G] \quad (15)$$

Remark 1: Note that when $G = 1$, (14) reduces to (6) since $\gamma_1 = 1$. Hence, the original homogeneous PT can be viewed as a special case of our heterogeneous PT framework. In addition, (14) is a linear system with $G - 1$ variables $\gamma_2, \dots, \gamma_G$ ($\gamma_1 = 1$) and $N_d(\mathbf{q}) - 1$ equations. To ensure existence of solutions, the number equations should be no more than the variables, i.e., $G \geq N_d(\mathbf{q})$, implying that the number of unique sets in the user grouping should not exceed the number of coupled groups.

4) *Validation of packet size ratios*: The solution of (14) must be positive numbers, i.e., $\gamma_g > 0, \forall g \in [G]$, as they represent ratios of packet sizes. This must be enforced given the user grouping and transmitter selection.

In summary, the design procedure under the heterogeneous PT framework consists of the following steps:

Step 1: Determine user grouping \mathbf{q} and subfile types $\{\mathbf{v}_i\}_{i=1}^V$;

Step 2: Determine packet types (i.e., subfile subtypes), and coupled groups $\mathcal{G}_g = \{\mathbf{v}_i^{(g)}\}_{i=1}^V, g \in [G]$;

Step 3: Transmitter selection for each \mathcal{G}_g , and intermediate global FS vectors $\boldsymbol{\alpha}^{(g)}, g \in [G]$;

Step 4: Determine packet sizes $\ell^{(g)}, g \in [G]$ according to (14) and (15);

Step 5: Verify the validity of the computed packet sizes (they must be positive integers);

Step 6: If Step 5 is satisfied, output the caching scheme with subpacketization structure determined by $\{\boldsymbol{\alpha}^{(g)}, \ell^{(g)}\}_{g \in [G]}$. The overall subpacketization level is equal to

$$F_{\text{PT}} = \boldsymbol{\alpha}^{\text{global}} \mathbf{F}^T = \sum_{g=1}^G \boldsymbol{\alpha}^{(g)} \mathbf{F}^T. \quad (16)$$

V. PROPOSED CONSTRUCTION

This section presents the proposed PT design that achieves the subpacketization in Theorem 1. For $K = 2q + 1$, the proposed construction uses a two-group unequal user grouping $\mathbf{q} = (q + 1, q)$ with $G = 2$ coupled groups. The multicast transmitters are carefully selected for each coupled group so that the two intermediate global FS vectors $\boldsymbol{\alpha}^{(1)}$ and $\boldsymbol{\alpha}^{(2)}$ combine into an overall $\boldsymbol{\alpha}^{\text{global}}$ that obtains both subfile saving gain and further splitting saving gain.

We begin with an illustrative example to highlight the core design principles.

A. Motivating Example

Example 1 (File Splitting, $t = 2$): Consider $(K, t) = (2q + 1, 2)$ with $q \geq 3$. Under the user grouping $\mathbf{q} = (q + 1, q)$ with specific assignment $\mathcal{Q}_1 = \{1, \dots, q + 1\}$ and $\mathcal{Q}_2 = \{q + 2, \dots, K\}$, there are $V = 3$ subfile types and $S = 4$ multicast group types,

$$\begin{aligned} \mathbf{v}_1 &= (0, 2), \mathbf{v}_2 = (1, 1), \mathbf{v}_3 = (2, 0), \\ \mathbf{s}_1 &= (0, 3), \mathbf{s}_2 = (1, 2), \mathbf{s}_3 = (2, 1), \mathbf{s}_4 = (3, 0), \end{aligned} \quad (17)$$

with involved subfile types $\mathcal{I}_1 = \{\mathbf{v}_1\}$, $\mathcal{I}_2 = \{\mathbf{v}_1, \mathbf{v}_2\}$, $\mathcal{I}_3 = \{\mathbf{v}_2, \mathbf{v}_3\}$, and $\mathcal{I}_4 = \{\mathbf{v}_3\}$. We divide each subfile type \mathbf{v}_i into two subtypes, denoted by $\mathbf{v}_i^{(1)}$ and $\mathbf{v}_i^{(2)}, i \in [3]$,

TABLE I: FS Tables for \mathcal{G}_1 and \mathcal{G}_2

(a) \mathcal{G}_1				(b) \mathcal{G}_2			
	$\mathbf{v}_1^{(1)}$	$\mathbf{v}_2^{(1)}$	$\mathbf{v}_3^{(1)}$		$\mathbf{v}_1^{(2)}$	$\mathbf{v}_2^{(2)}$	$\mathbf{v}_3^{(2)}$
\mathbf{s}_1	2	*	*	\mathbf{s}_1	2	*	*
\mathbf{s}_2	0	1	*	\mathbf{s}_2	0	1	*
\mathbf{s}_3	*	1	2	\mathbf{s}_3	*	4	0
\mathbf{s}_4	*	*	2	\mathbf{s}_4	*	*	2
$\boldsymbol{\alpha}^{(1)}$	0	1	2	$\boldsymbol{\alpha}^{(2)}$	0	1	0

respectively, which will be stored by the same set of users in the cache placement phase. Define the *coupled group*, denoted by \mathcal{G} , as the set of subtypes which have the same superscript. Here, we have two coupled groups $\mathcal{G}_k = \{\mathbf{v}_i^{(k)}\}_{i=1}^4$, $k = 1, 2$. Packet of the subtypes in each coupled group \mathcal{G}_k have the same size (in bits), denoted by ℓ_k , $k = 1, 2$. Different transmitter selection strategies can be assigned not only across multicast group types, but also across the two subtypes of each subfile type involved in a given group type, resulting in distinct global FS vectors. Moreover, the number of subfiles of each type and its two subtypes are identical, i.e., $F(\mathbf{v}_i) = F(\mathbf{v}_i^{(1)}) = F(\mathbf{v}_i^{(2)})$, $i \in [3]$. The user cache vector is

$$\begin{aligned} \mathbf{F}_1 &\triangleq [F_1(\mathbf{v}_1), F_1(\mathbf{v}_2), F_1(\mathbf{v}_3)] = (0, q, q), \\ \mathbf{F}_2 &\triangleq [F_2(\mathbf{v}_1), F_2(\mathbf{v}_2), F_2(\mathbf{v}_3)] = (q-1, q+1, 0), \end{aligned} \quad (18)$$

yielding cache difference vector

$$\boldsymbol{\Delta} = \mathbf{F}_2 - \mathbf{F}_1 = (q-1, 1, -q). \quad (19)$$

For subtypes in each coupled group, we employ a different transmitter selection as follows:

$$\mathcal{G}_1 : \mathbf{s}_1 = (0, 3^\dagger), \mathbf{s}_2 = (1^\dagger, 2), \mathbf{s}_3 = (2^\dagger, 1), \mathbf{s}_4 = (3^\dagger, 0), \quad (20)$$

$$\mathcal{G}_2 : \mathbf{s}_1 = (0, 3^\dagger), \mathbf{s}_2 = (1^\dagger, 2), \mathbf{s}_3 = (2, 1^\dagger), \mathbf{s}_4 = (3^\dagger, 0). \quad (21)$$

The intermediate global FS vectors resulted from each coupled group can be computed as (see Table I)

$$\boldsymbol{\alpha}^{(1)} \triangleq [\alpha(\mathbf{v}_1^{(1)}), \alpha(\mathbf{v}_2^{(1)}), \alpha(\mathbf{v}_3^{(1)})] = (0, 1, 2), \quad (22)$$

$$\boldsymbol{\alpha}^{(2)} \triangleq [\alpha(\mathbf{v}_1^{(2)}), \alpha(\mathbf{v}_2^{(2)}), \alpha(\mathbf{v}_3^{(2)})] = (0, 1, 0). \quad (23)$$

Clearly, when considering only subtypes in \mathcal{G}_1 or \mathcal{G}_2 , the memory constraint cannot be satisfied (assuming subfiles in each \mathcal{G}_k have an identical size):

$$\begin{aligned} \boldsymbol{\alpha}^{(1)} \boldsymbol{\Delta}^T &= (0, 1, 2)(q-1, 1, 1-q)^T = 1 - 2q \neq 0, \\ \boldsymbol{\alpha}^{(2)} \boldsymbol{\Delta}^T &= (0, 1, 0)(q-1, 1, 1-q)^T = 1 \neq 0. \end{aligned} \quad (24)$$

To satisfy the MC, we employ both subtypes of subfiles, and assume that packets from different subtypes can have distinct sizes. Let the overall global FS vector be

$$\boldsymbol{\alpha}^{\text{global}} = \boldsymbol{\alpha}^{(1)} + \boldsymbol{\alpha}^{(2)} = (0, 2, 2), \quad (25)$$

implying that type- \mathbf{v}_1 (and its two subtypes $\mathbf{v}_1^{(1)}, \mathbf{v}_1^{(2)}$) subfiles are excluded. Each type- \mathbf{v}_i subfile, for $i = 2, 3$, is split into two packets of types $\mathbf{v}_i^{(1)}$ and $\mathbf{v}_i^{(2)}$, with sizes $\ell^{(1)}$ and $\ell^{(2)}$ bits, respectively. Since all users in the same user group will

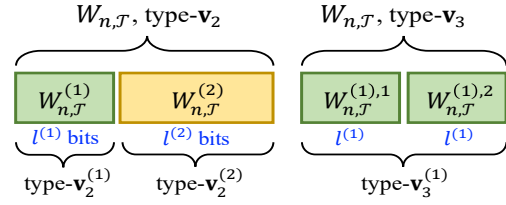


Fig. 2: Illustration of subfile and packet types. Packets of the same color (i.e., belonging to the same coupled group) have identical sizes.

store the same number of bits due to the symmetry of cache placement, we need to ensure that users in \mathcal{Q}_1 and \mathcal{Q}_2 store the same number of bits; that is,

$$\boldsymbol{\alpha}^{(1)} \mathbf{F}_1^T \ell^{(1)} + \boldsymbol{\alpha}^{(2)} \mathbf{F}_1^T \ell^{(2)} = \boldsymbol{\alpha}^{(1)} \mathbf{F}_2^T \ell^{(1)} + \boldsymbol{\alpha}^{(2)} \mathbf{F}_2^T \ell^{(2)}. \quad (26)$$

which is equivalent to $\boldsymbol{\alpha}^{(1)} \boldsymbol{\Delta}^T \ell^{(1)} + \boldsymbol{\alpha}^{(2)} \boldsymbol{\Delta}^T \ell^{(2)} = 0$. Thus, the packet size ratio is equal to

$$\gamma \triangleq \frac{\ell^{(2)}}{\ell^{(1)}} = -\frac{\boldsymbol{\alpha}^{(1)} \boldsymbol{\Delta}^T}{\boldsymbol{\alpha}^{(2)} \boldsymbol{\Delta}^T} = -\frac{(0, 1, 2)(q-1, 1, -q)^T}{(0, 1, 0)(q-1, 1, -q)^T} = K-2. \quad (27)$$

Since each file contains L bits in total,

$$\boldsymbol{\alpha}^{(1)} \mathbf{F}^T \ell^{(1)} + \boldsymbol{\alpha}^{(2)} \mathbf{F}^T \ell^{(2)} = L, \quad (28)$$

where $\mathbf{F} = [F(\mathbf{v}_1), F(\mathbf{v}_2), F(\mathbf{v}_3)] = \left[\begin{pmatrix} q \\ 2 \end{pmatrix}, q(q+1), \begin{pmatrix} q+1 \\ 2 \end{pmatrix} \right]$ is the subfile number vector. Plugging $\ell^{(2)} = \gamma \ell^{(1)}$ into (28), the packet sizes can be solved as

$$\begin{aligned} \ell^{(1)} &= \frac{L}{(\boldsymbol{\alpha}^{(1)} + \gamma \boldsymbol{\alpha}^{(2)}) \mathbf{F}^T} = \frac{4L}{K(K^2-1)}, \\ \ell^{(2)} &= \gamma \ell^{(1)} = \frac{4(K-2)L}{K(K^2-1)}. \end{aligned} \quad (29)$$

The overall subpacketization is determined by the global FS vector (25), [XZ's comment: say that $F(vv_i) = F(\mathbf{v}_i^{(j)})$]

$$F_{\text{PT}} = \sum_{i=1}^2 \boldsymbol{\alpha}^{(i)} [F(\mathbf{v}_1^{(i)}), F(\mathbf{v}_2^{(i)}), F(\mathbf{v}_3^{(i)})]^T \quad (30a)$$

$$= (\boldsymbol{\alpha}^{(1)} + \boldsymbol{\alpha}^{(2)}) [F(\mathbf{v}_1), F(\mathbf{v}_2), F(\mathbf{v}_3)]^T \quad (30b)$$

$$\stackrel{(25)}{=} \boldsymbol{\alpha}^{\text{global}} \mathbf{F}^T \quad (30c)$$

$$= (0, 2, 2) \left[\begin{pmatrix} q \\ 2 \end{pmatrix}, q(q+1), \begin{pmatrix} q+1 \\ 2 \end{pmatrix} \right]^T = \frac{3(K^2-1)}{4}, \quad (30d)$$

where (30b) is because $F(\mathbf{v}_k) = F(\mathbf{v}_k^{(i)})$, $\forall k \in [3], i \in [2]$, i.e., the number subfiles of each type is equal to its subtypes. Hence, $F_{\text{PT}}/F_{\text{JCM}} = \frac{3}{4}(1 + \frac{1}{K}) \leq \frac{6}{7}$, $\forall K \geq 7(q \geq 3)$, and $\lim_{K \rightarrow \infty} F_{\text{PT}}/F_{\text{JCM}} = 3/4$, implying a 1/4 asymptotic subpacketization reduction compared to JCM⁵.

File splitting. The file splitting is determined by *both* the intermediate and global FS vectors (22), (23), and (25). In particular, type- \mathbf{v}_1 subfiles and type- $\mathbf{v}_3^{(2)}$ packets are excluded. For the remaining types, the FS factors are summarized in Table II. The file splitting is as follows:

i) *File to subfile:* Each file is partitioned into $F(\mathbf{v}_2)$ type-

⁵Since $\mu = t/K$, letting $K \rightarrow \infty$ while fixing $t = 2$ implies $\mu \rightarrow 0$.

TABLE II: Summary of FS Factors, Example 1

Subfile type	Packet type	FS factor
\mathbf{v}_1	N/A	0 (excluded)
\mathbf{v}_2	$\mathbf{v}_2^{(1)}$	1
	$\mathbf{v}_2^{(2)}$	1
\mathbf{v}_3	$\mathbf{v}_3^{(1)}$	2
	N/A	0 (excluded)

\mathbf{v}_2 subfiles and $F(\mathbf{v}_3)$ type- \mathbf{v}_2 subfiles. A type- \mathbf{v}_2 subfile has size $\ell^{(1)} + \ell^{(2)}$ bits, while a type- \mathbf{v}_3 subfile has $2\ell^{(1)}$ bits. Each subfile type \mathbf{v}_2 has two subtypes $\mathbf{v}_2^{(1)}$ and $\mathbf{v}_2^{(2)}$, and each subfile type \mathbf{v}_3 has only one subtype $\mathbf{v}_3^{(1)}$.

ii) *Subfile to packets*: Each type- \mathbf{v}_2 subfile is split into one type- $\mathbf{v}_2^{(1)}$ packet and one type- $\mathbf{v}_2^{(2)}$ packet, i.e., $W_{n,\mathcal{T}} = (W_{n,\mathcal{T}}^{(1)}, W_{n,\mathcal{T}}^{(2)})$ if $\text{type}(\mathcal{T}) = \mathbf{v}_2$. Each type- \mathbf{v}_3 subfile is split into two type- $\mathbf{v}_3^{(1)}$ packets, i.e., $W_{n,\mathcal{T}} = (W_{n,\mathcal{T}}^{(1),1}, W_{n,\mathcal{T}}^{(1),2})$ if $\text{type}(\mathcal{T}) = \mathbf{v}_3$. For a type- \mathbf{v}_k subset \mathcal{T} , $W_{n,\mathcal{T}}^{(i),j}$ ($i \in [2], j \in [\alpha(\mathbf{v}_k^{(i)})]$) denotes the j^{th} packet of type- $\mathbf{v}_k^{(i)}$. See Fig. 2 for an illustration of subfile composition.

As a result, each file can be expressed as

$$W_n = \mathcal{P}_2^{(1)} \cup \mathcal{P}_2^{(2)} \cup \mathcal{P}_3^{(1)}, \quad (31)$$

where $\mathcal{P}_k^{(i)}$ denote the set of all type- $\mathbf{v}_k^{(i)}$ packets. Specifically,

$$\begin{aligned} \mathcal{P}_2^{(1)} &= \left\{ W_{n,\mathcal{T}}^{(1)} : \text{type}(\mathcal{T}) = \mathbf{v}_2^{(1)}, n \in [N] \right\}, \\ \mathcal{P}_2^{(2)} &= \left\{ W_{n,\mathcal{T}}^{(2)} : \text{type}(\mathcal{T}) = \mathbf{v}_2^{(2)}, n \in [N] \right\}, \\ \mathcal{P}_3^{(1)} &= \left\{ W_{n,\mathcal{T}}^{(1),j} : j \in [2], \text{type}(\mathcal{T}) = \mathbf{v}_3^{(1)}, n \in [N] \right\}. \end{aligned} \quad (32)$$

As a result, each file is split into $F_{\text{PT}} = |\mathcal{P}_2^{(1)}| + |\mathcal{P}_2^{(2)}| + |\mathcal{P}_3^{(1)}| = 2\binom{q+1}{1}\binom{q}{1} + 2\binom{q+1}{2} = \frac{3(K^2-1)}{4}$ packets.

With the above file splitting, the cache placement and delivery schemes are described as follows.

Cache placement. Cache placement is performed at the subfile level. Specifically, user k stores all packets associated with the subfiles $W_{n,\mathcal{T}}$ where $k \in \mathcal{T}$. Define $\mathcal{P}_{i,k}^{(j)} \triangleq \{w_{\mathcal{T}} \in \mathcal{P}_i^{(j)} : k \in \mathcal{T}\}$ as the subset of type- $\mathbf{v}_i^{(j)}$ packets whose support set \mathcal{T} covers user k . Then,

$$Z_k = \mathcal{P}_{2,k}^{(1)} \cup \mathcal{P}_{2,k}^{(2)} \cup \mathcal{P}_{3,k}^{(1)}, \quad k \in [K] \quad (33)$$

The memory constraint $|Z_k| = ML$ is satisfied and proved as follows. First, for any user $k \in \mathcal{Q}_1$, we have $|\mathcal{P}_{2,k}^{(1)}| = |\mathcal{P}_{2,k}^{(2)}| = q$, and $|\mathcal{P}_{3,k}^{(1)}| = 2q$. Thus,

$$\begin{aligned} |Z_k| &= \left(|\mathcal{P}_{2,k}^{(1)}| + |\mathcal{P}_{2,k}^{(2)}| \right) \ell^{(1)} + |\mathcal{P}_{3,k}^{(1)}| \ell^{(2)} \\ &\stackrel{(29)}{=} \left(|\mathcal{P}_{2,k}^{(1)}| + \gamma |\mathcal{P}_{2,k}^{(2)}| + |\mathcal{P}_{3,k}^{(1)}| \right) \ell^{(1)} \\ &= \frac{(K^2-1)N\ell^{(1)}}{2} \stackrel{(29)}{=} \frac{2NL}{K} = ML, \end{aligned} \quad (34)$$

where the last step is because $t = KM/N = 2$. Second, for $k \in \mathcal{Q}_2$, $|\mathcal{P}_{2,k}^{(1)}| = |\mathcal{P}_{2,k}^{(2)}| = q+1$, and $|\mathcal{P}_{3,k}^{(1)}| = 0$. Thus,

$$|Z_k| = |\mathcal{P}_{2,k}^{(1)}| \ell^{(1)} + |\mathcal{P}_{2,k}^{(2)}| \ell^{(2)} = \left(|\mathcal{P}_{2,k}^{(1)}| + \gamma |\mathcal{P}_{2,k}^{(2)}| \right) \ell^{(1)}$$

$$= \frac{(K^2-1)N\ell^{(1)}}{2} = ML. \quad (35)$$

As a result, the memory constraint is satisfied.

Delivery scheme. Let the user demands be $\mathbf{d} = (d_1, \dots, d_K)$. The multicast delivery phase consists of two rounds, each corresponding to the transmission of packet types within a distinct coupled group. Note that the delivery within type- $\mathbf{s}_1 = (0, 3)$ multicast groups is eliminated since type- \mathbf{v}_1 subfiles are excluded.

1) *Delivery for packet types in \mathcal{G}_1* : The transmitter selection is given in (20), with involved subfile types $\mathcal{I}_1 = \{\mathbf{v}_1^{(1)}\}$, $\mathcal{I}_2 = \{\mathbf{v}_1^{(1)}, \mathbf{v}_2^{(1)}\}$, $\mathcal{I}_3 = \{\mathbf{v}_2^{(1)}, \mathbf{v}_3^{(1)}\}$, and $\mathcal{I}_4 = \{\mathbf{v}_3^{(1)}\}$. For a type- $\mathbf{s}_2 = (1^\dagger, 2)$ multicast group $\mathcal{S} = \{1, q+2, q+3\}$, user 1 is the only transmitter. It sends $W_{d_{q+2}, \mathcal{S} \setminus \{q+2\}}^{(1)} \oplus W_{d_{q+3}, \mathcal{S} \setminus \{q+3\}}^{(1)}$, from which users $q+2$ and $q+3$ each decodes a type- $\mathbf{v}_2^{(1)}$ packet. For a type- $\mathbf{s}_3 = (2^\dagger, 1)$ multicast group $\mathcal{S} = \{1, 2, q+2\}$, users 1 and 2 are the transmitters. Let (π_1, π_2) be a random permutation of $(1, 2)$. Then user 1 sends $W_{d_2, \mathcal{S} \setminus \{2\}}^{(1), \pi_1} \oplus W_{d_{q+2}, \mathcal{S} \setminus \{q+2\}}^{(1), \pi_1}$, and user 2 sends $W_{d_1, \mathcal{S} \setminus \{1\}}^{(1), \pi_2} \oplus W_{d_{q+2}, \mathcal{S} \setminus \{q+2\}}^{(1), \pi_2}$. From this delivery, each of users 1 and 2 decodes a desired type- $\mathbf{v}_2^{(1)}$ packet, while user $q+2$ decodes two type- $\mathbf{v}_3^{(1)}$ packets. Moreover, for a type- $\mathbf{s}_4 = (3^\dagger, 0)$ multicast group $\mathcal{S} = \{1, 2, 3\}$, all users transmit, and the coded messages are given in Table III, where (π_1, π_2) , (π'_1, π'_2) , and

TABLE III: Delivery within $\mathcal{S} = \{1, 2, 3\}$ under \mathcal{G}_1

Tx	Coded message	Rx
1	$W_{d_2, \mathcal{S} \setminus \{2\}}^{(1), \pi'_1} \oplus W_{d_3, \mathcal{S} \setminus \{3\}}^{(1), \pi'_2}$	$\{2, 3\}$
2	$W_{d_1, \mathcal{S} \setminus \{1\}}^{(1), \pi_1} \oplus W_{d_3, \mathcal{S} \setminus \{3\}}^{(1), \pi_2}$	$\{1, 3\}$
3	$W_{d_1, \mathcal{S} \setminus \{1\}}^{(1), \pi_2} \oplus W_{d_2, \mathcal{S} \setminus \{2\}}^{(1), \pi_1}$	$\{1, 2\}$

(π'_1, π'_2) are three random permutations of $(1, 2)$.

2) *Delivery for packet types in \mathcal{G}_2* : The transmitter selection is given in (21), with involved subfile types $\mathcal{I}_1 = \{\mathbf{v}_1^{(2)}\}$, $\mathcal{I}_2 = \{\mathbf{v}_1^{(2)}, \mathbf{v}_2^{(2)}\}$, $\mathcal{I}_3 = \{\mathbf{v}_2^{(2)}, \mathbf{v}_3^{(2)}\}$, and $\mathcal{I}_4 = \{\mathbf{v}_3^{(2)}\}$. In \mathcal{G}_2 , besides type \mathbf{v}_1 , the packet type $\mathbf{v}_3^{(2)}$ is also excluded since $\alpha^{(2)} = (0, 1, 0)$. Hence, the delivery within type- \mathbf{s}_4 multicast groups is eliminated. The delivery within type- \mathbf{s}_2 multicast groups is similar—as the transmitter selection is the same—to that of \mathcal{G}_1 except that the involved packets need to switch to types in \mathcal{G}_2 . For the type- \mathbf{s}_3 multicast group $\mathcal{S} = \{1, 2, q+2\}$, user $q+2$ is the only transmitter and sends $W_{d_1, \mathcal{S} \setminus \{1\}}^{(2)} \oplus W_{d_2, \mathcal{S} \setminus \{2\}}^{(2)}$, from which each of users 1 and 2 decodes a desired type- $\mathbf{v}_2^{(2)}$ packet.

Correctness. We show that each user can correctly recover the desired file. Without loss of generality, consider user 1. By (33), user 1 has stored $|\mathcal{P}_{2,1}^{(1)}|/N = q$ type- $\mathbf{v}_2^{(1)}$ packets, $|\mathcal{P}_{2,1}^{(2)}|/N = q$ type- $\mathbf{v}_2^{(2)}$ packets, and $|\mathcal{P}_{3,1}^{(1)}|/N = 2q$ type- $\mathbf{v}_3^{(1)}$ packets of the desired file W_{d_1} . We need to show that user 1 can obtain the remaining packets of each type, i.e., $|\mathcal{P}_2^{(1)} \setminus \mathcal{P}_{2,1}^{(1)}|/N = q^2$ type- $\mathbf{v}_2^{(1)}$ packets, $|\mathcal{P}_2^{(2)} \setminus \mathcal{P}_{2,1}^{(2)}|/N = q^2$ type- $\mathbf{v}_2^{(2)}$ packets, and $|\mathcal{P}_3^{(1)} \setminus \mathcal{P}_{3,1}^{(1)}|/N = q(q-1)$ type- $\mathbf{v}_3^{(1)}$ packets.

We first show that user 1 can decode all desired packets of types in \mathcal{G}_1 .

- From each type- s_3 multicast group $\mathcal{S} = \{1, k, k'\}$ with $k \in \mathcal{Q}_1 \setminus \{1\}, k' \in \mathcal{Q}_2$, user 1 decodes a type- $\mathbf{v}_2^{(1)}$ packet $W_{d_1, \mathcal{S} \setminus \{1\}}^{(1)}$. The number of such multicast groups is equal to $\binom{|\mathcal{Q}_1|-1}{1} \binom{|\mathcal{Q}_2|}{1} = q^2$ so that user 1 decodes a total of q^2 type- $\mathbf{v}_2^{(1)}$ packets.

- From each type- s_4 multicast group $\mathcal{S} = \{1, k, k'\}$ with $k, k' \in \mathcal{Q}_1 \setminus \{1\}$, user 1 decodes two type- $\mathbf{v}_3^{(1)}$ packets $W_{d_1, \mathcal{S} \setminus \{1\}}^{(1),1}$ and $W_{d_1, \mathcal{S} \setminus \{1\}}^{(1),2}$. There are $\binom{|\mathcal{Q}_1|-1}{2} = \frac{q(q-1)}{2}$ such multicast groups. Hence, user 1 decodes a total of $q(q-1)$ type- $\mathbf{v}_3^{(1)}$ packets.

Second, consider delivery of packet types in \mathcal{G}_2 . It can be easily seen that user 1 decodes a total of q^2 type- $\mathbf{v}_2^{(2)}$ packets. As a result, user 1 decodes all the desired packets, proving the correctness of the above delivery scheme. For users in \mathcal{Q}_2 , correctness can be proved similarly. \diamond

Remark 2 (Infeasibility of Homogeneous Subpacketization): For the user grouping $\mathbf{q} = (q+1, q)$ in Example 1, homogeneous subpacketization cannot satisfy the memory constraint (MC) while achieving any strict packet reduction over JCM. For instance, neither transmitter selection in (20) nor (21) satisfies the MC as shown in (24). In fact, no non-JCM FS vector satisfies the MC. Specifically, suppose a global FS vector $\boldsymbol{\alpha} = (\alpha_1, \alpha_2, \alpha_3)$ is obtained from the 9 possible transmitter selection strategies⁶. Since the MC requires $\boldsymbol{\alpha} \boldsymbol{\Delta}^T = (\alpha_1, \alpha_2, \alpha_3)(q-1, 1, -q)^T = (\alpha_1 - \alpha_3)q + (\alpha_2 - \alpha_1) = 0$ for any q , it must hold that $\alpha_1 = \alpha_2 = \alpha_3$. The only FS vector satisfying this is $\boldsymbol{\alpha}_{\text{JCM}} = (2, 2, 2)$. As a result, we cannot achieve packet reduction with homogeneous subpacketization while ensuring the MC.

B. General PT Design

This section presents the general PT Design for Theorem 1, including file splitting, cache placement, and multicast delivery phases. We also analyze the resulting subpacketization relative to the JCM baseline and validate the packet-size ratio.

Let $(K, t) = (2q+1, 2r)$ where $q \geq t+1$ ⁷. Consider the unequal grouping $\mathbf{q} = (q+1, q)$ with user assignment $\mathcal{Q}_1 = \{1, \dots, q+1\}$ and $\mathcal{Q}_2 = \{q+2, \dots, K\}$. There are $V = t+1$ subfile types and $S = t+2$ multicast group types,

$$\mathbf{v}_k = (k-1, t-k+1), \quad k \in [t+1] \quad (36a)$$

$$\mathbf{s}_k = (k-1, t-k+2), \quad k \in [t+2] \quad (36b)$$

with involved subfile type sets $\mathcal{I}_1 = \{\mathbf{v}_1\}$, $\mathcal{I}_k = \{\mathbf{v}_{k-1}, \mathbf{v}_k\}, k \in [2:t+1]$, and $\mathcal{I}_{t+2} = \{\mathbf{v}_{t+1}\}$. Each subfile type is divided into two *subtypes* $\mathbf{v}_k = (\mathbf{v}_k^{(1)}, \mathbf{v}_k^{(2)})$ so that the coupled groups are

$$\mathcal{G}_i = \{\mathbf{v}_k^{(i)}\}_{k=1}^{t+1}, \quad i = 1, 2 \quad (37)$$

All packets of subtypes in \mathcal{G}_i have the same size of $\ell^{(i)}$ bits.

⁶There are a total of 9 possible transmitter selection strategies since \mathbf{s}_2 and \mathbf{s}_3 each admit 3 transmitter choices, while the selections for \mathbf{s}_1 and \mathbf{s}_4 are fixed.

⁷The purpose of the assumption $q \geq t+1$ is to ensure the presence of all relevant multicast group types. When $q < t+1$, the same PT design works similarly.

Determination of Global FS Vectors. Each coupled group corresponds to a specific transmitter selection as follows.

For \mathcal{G}_1 , the transmitter selection is

$$\mathbf{s}_k = \begin{cases} (0, (t+1)^\dagger), & \text{if } k = 1 \\ ((k-1)^\dagger, t-k+2), & \text{if } k \in [2:t+1] \\ ((t+1)^\dagger, 0), & \text{if } k = t+2 \end{cases} \quad (38)$$

The local FS vectors are⁸ $\boldsymbol{\alpha}_1 = (\alpha(\mathbf{v}_1^{(1)})) = (t)$, $\boldsymbol{\alpha}_k = (\alpha(\mathbf{v}_{k-1}^{(1)}), \alpha(\mathbf{v}_k^{(1)})) = (k-2, k-1), k \in [2:t+1]$, and $\boldsymbol{\alpha}_{t+2} = (\alpha(\mathbf{v}_{t+1}^{(1)})) = (t)$, yielding a global FS vector for $\mathcal{G}^{(1)}$ as

$$\boldsymbol{\alpha}^{(1)} = (0, 1, 2, \dots, t-1, t), \quad (39)$$

implying that subtype $\mathbf{v}_1^{(1)}$ is excluded. For \mathcal{G}_2 , the transmitter selection is

$$\mathbf{s}_k = \begin{cases} (0, (t+1)^\dagger), & \text{if } k = 1 \\ ((k-1)^\dagger, t-k+2), & \text{if } k \in [2:r+1] \\ (k-1, (t-k+2)^\dagger), & \text{if } k \in [r+2:t+1] \\ ((t+1)^\dagger, 0), & \text{if } k = t+2 \end{cases} \quad (40)$$

The corresponding local FS vectors are $\boldsymbol{\alpha}_1 = (t)$, $\boldsymbol{\alpha}_k = (k-2, k-1), k \in [2:r+1]$, $\boldsymbol{\alpha}_k = (t-k+2, t-k+1), k \in [r+2:t+1]$, and $\boldsymbol{\alpha}_{t+2} = (t)$, yielding global FS vector for $\mathcal{G}^{(2)}$ as

$$\boldsymbol{\alpha}^{(2)} = (0, 1, 2, \dots, r-1, r, r-1, \dots, 2, 1, 0), \quad (41)$$

implying the exclusion of subtype $\mathbf{v}_1^{(1)}$.

Adding (39) and (41), the global FS vector becomes

$$\boldsymbol{\alpha}^{\text{global}} = \boldsymbol{\alpha}^{(1)} + \boldsymbol{\alpha}^{(2)} = (0, 2, 4, \dots, t-2, \underline{t}_{r+1}), \quad (42)$$

where type- \mathbf{v}_1 subfiles/packets are excluded.

Fig. 3 shows the global FS vectors for $t = 8$. The black and blue curves are two intermediate FS vectors, whose element-wise sum yields the red curve, i.e., the final global FS vector that determines the subpacketization level. The red curve has a distinctive shape: in the first half, it is strictly below t (the JCM splitting factor), so the subpacketization reduction comes from assigning fewer than t packets to these subfile types; in the second half, it is capped at t , due to the opposite monotonic trends of the two intermediate vectors, whose sum saturates at t . The resulting subpacketization is equal to

$$F_{\text{PT}} = \sum_{k=1}^{t+1} \boldsymbol{\alpha}^{\text{global}}(k) F(\mathbf{v}_k), \quad (43)$$

as shown in Theorem 1, where $F(\mathbf{v}_k) = \binom{q+1}{k-1} \binom{q}{t-k+1}$ is the number of type- \mathbf{v}_k subfiles, $k \in [t+1]$.

Calculation of Packet Sizes. The packet sizes $\ell^{(1)}$ and $\ell^{(2)}$ are determined by the memory constraint of the users, i.e., each user in \mathcal{Q}_1 and \mathcal{Q}_2 should store the same number of ML bits. Specifically,

$$\left(\boldsymbol{\alpha}^{(1)} \mathbf{F}_1^T \ell^{(1)} + \boldsymbol{\alpha}^{(2)} \mathbf{F}_1^T \ell^{(2)} \right) N = ML, \quad (44a)$$

⁸For ease of notation, the \star symbols are omitted in each $\boldsymbol{\alpha}_k$.

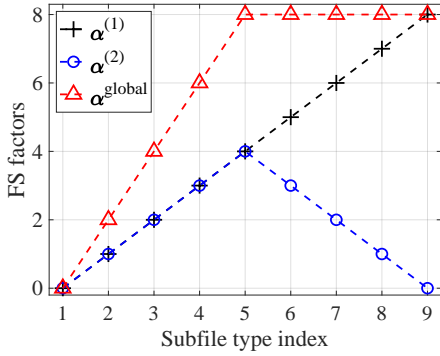


Fig. 3: Comparison of global FS vectors for $t = 8$.

$$\left(\alpha^{(1)} \mathbf{F}_2^T \ell^{(1)} + \alpha^{(2)} \mathbf{F}_2^T \ell^{(2)} \right) N = ML, \quad (44b)$$

where

$$L = \alpha^{(1)} \mathbf{F}^T \ell^{(1)} + \alpha^{(2)} \mathbf{F}^T \ell^{(2)}. \quad (45)$$

The subfile number and user cache vectors are

$$\mathbf{F} = [F(\mathbf{v}_k)]_{k=1}^{t+1}, \quad F(\mathbf{v}_k) = \binom{q+1}{k-1} \binom{q}{t-k+1}, \quad (46)$$

$$\mathbf{F}_1 = [F_1(\mathbf{v}_k)]_{k=1}^{t+1}, \quad F_1(\mathbf{v}_k) = \binom{q}{k-2} \binom{q}{t-k+1}, \quad (47)$$

$$\mathbf{F}_2 = [F_2(\mathbf{v}_k)]_{k=1}^{t+1}, \quad F_2(\mathbf{v}_k) = \binom{q+1}{k-1} \binom{q-1}{t-k}. \quad (48)$$

Subtracting (44a) from (44b), we get

$$\left(\alpha^{(1)} \ell^{(1)} + \alpha^{(2)} \ell^{(2)} \right) \Delta^T = 0, \quad (49)$$

yielding the packet size ratio

$$\gamma \triangleq \frac{\ell^{(2)}}{\ell^{(1)}} = -\frac{\alpha^{(1)} \Delta^T}{\alpha^{(2)} \Delta^T}, \quad (50)$$

where $\Delta = \mathbf{F}_2 - \mathbf{F}_1$ is the user cache difference vector. Substituting (50) in (45), the packet sizes are obtained as

$$\ell^{(1)} = \frac{L}{(\alpha^{(1)} + \gamma \alpha^{(2)}) \mathbf{F}^T}, \quad \ell^{(2)} = \gamma \ell^{(1)}. \quad (51)$$

File splitting. Under the above PT design, each file is split into F_{PT} (see (43)) packets, including $\alpha^{(1)} \mathbf{F}^T$ packets of size $\ell^{(1)}$ and $\alpha^{(2)} \mathbf{F}^T$ packets of size $\ell^{(2)}$ bits. In particular,

$$W_n = \left(\bigcup_{k \in [2:t+1]} \mathcal{P}_k^{(1)} \right) \cup \left(\bigcup_{k \in [2:t]} \mathcal{P}_k^{(2)} \right), \quad (52)$$

where

$$\mathcal{P}_k^{(i)} \triangleq \left\{ W_{n,\mathcal{T}}^{(i),j} : j \in [\alpha^{(i)}(k)], \text{type}(\mathcal{T}) = \mathbf{v}_k^{(i)}, n \in [N] \right\} \quad (53)$$

denotes the set of type- $\mathbf{v}_k^{(i)}$ packets and $|\mathcal{P}_k^{(i)}| = N \alpha^{(i)}(k) F(\mathbf{v}_k)$, $k \in [t+1]$, $i \in [2]$.

The cache placement and multicast delivery phases are described as follows.

Cache placement. User $u \in [K]$ stores all packets $W_{n,\mathcal{T}}^{(i),j}$ where $k \in \mathcal{T}$. Let $\mathcal{P}_{k,u}^{(i)} \triangleq \{w_{\mathcal{T}} \in \mathcal{P}_k^{(i)} : k \in \mathcal{T}\}$ denote the subset of type- $\mathbf{v}_k^{(i)}$ packets whose support set \mathcal{T} includes k ,

where $|\mathcal{P}_{k,u}^{(i)}| = \alpha^{(i)}(k) F_j(\mathbf{v}_k)$ if $u \in \mathcal{Q}_j$, $j = 1, 2$. Then,

$$Z_u = \left(\bigcup_{k \in [2:t+1]} \mathcal{P}_{k,u}^{(1)} \right) \cup \left(\bigcup_{k \in [2:t]} \mathcal{P}_{k,u}^{(2)} \right), u \in [K] \quad (54)$$

It can be verified that $|Z_u| = ML, \forall u \in [K]$. The proof is given in Appendix B.

Delivery scheme. Let the users' demands be $\mathbf{d} = (d_1, \dots, d_K)$. The multicast delivery phase consists of two rounds, each corresponding to one coupled group. The first round follows the transmitter selection in (38) and involves only packet types in \mathcal{G}_1 . The second round follows (40) and involves packet types from \mathcal{G}_2 .

To simplify exposition, note that the transmitter selections in (38) and (40) coincide for types s_2, \dots, s_{r+1} and s_{t+2} in both \mathcal{G}_1 and \mathcal{G}_2 , and differ only for types s_{r+2}, \dots, s_{t+1} . Since s_1 involves only excluded type- \mathbf{v}_1 subfiles, type- s_1 multicast groups are omitted from delivery.

1) *Delivery in s_2, \dots, s_{r+1} and s_{t+2} :* According to (41), type- $\mathbf{v}_{t+1}^{(2)}$ packets are excluded. Thus, the delivery for type- s_{t+2} (note that $\mathcal{I}_{t+2} = \{\mathbf{v}_{t+1}\}$) under \mathcal{G}_2 is omitted.

• *Delivery in s_2, \dots, s_{r+1} .* Consider a type- $s_k = ((k-1)^\dagger, t-k+2)$ multicast group \mathcal{S} where $|\mathcal{S} \cap \mathcal{Q}_1| = k-1$, $|\mathcal{S} \cap \mathcal{Q}_2| = t-k+2$. The users in $\mathcal{S} \cap \mathcal{Q}_1$ are selected as transmitters. Under \mathcal{G}_i , $i = 1, 2$, each user $u \in \mathcal{S} \cap \mathcal{Q}_1$ sends

$$\left(\bigoplus_{u' \in \mathcal{S} \cap \mathcal{Q}_1 \setminus \{u\}} W_{d_{u'}, \mathcal{S} \setminus \{u'\}}^{(i), \pi_{u'}(u')} \right) \oplus \left(\bigoplus_{v \in \mathcal{S} \cap \mathcal{Q}_2} W_{d_v, \mathcal{S} \setminus \{v\}}^{(i), \pi(v)} \right), \quad (55)$$

where, for each $u \in \mathcal{S} \cap \mathcal{Q}_1$, π_u is a random bijection from $\mathcal{S} \cap \mathcal{Q}_1 \setminus \{u\}$ to $(1, \dots, k-2)$, and π is a random bijection from $\mathcal{S} \cap \mathcal{Q}_2$ to $(1, \dots, k-1)$. The random bijections coordinate packet assignments across multicast messages, ensuring each packet is delivered exactly once without redundancy. From (55), each user in $\mathcal{S} \cap \mathcal{Q}_1$ decodes $k-2$ type- $\mathbf{v}_{k-1}^{(i)}$ packets, whereas each user in $\mathcal{S} \cap \mathcal{Q}_2$ decodes $k-1$ type- $\mathbf{v}_k^{(i)}$ packets.

• *Delivery in s_{t+2} .* Under \mathcal{G}_1 , all users in each type- $s_{t+2} = ((t+1)^\dagger, 0)$ multicast group \mathcal{S} are chosen as transmitters. Each user $u \in \mathcal{S}$ sends

$$\bigoplus_{u' \in \mathcal{S} \setminus \{u\}} W_{d_{u'}, \mathcal{S} \setminus \{u'\}}^{(1), \pi_{u'}(u')}, \quad (56)$$

where, for each $u \in \mathcal{S}$, π_u is a random bijection from \mathcal{S} to $(1, \dots, t)$. From (56), each user decodes t type- $\mathbf{v}_{t+1}^{(1)}$ packets.

2) *Delivery in s_{r+2}, \dots, s_{t+1} :* Consider a type- $s_k = (k-1, t-k+2)$ multicast group \mathcal{S} where $|\mathcal{S} \cap \mathcal{Q}_1| = k-1$, $|\mathcal{S} \cap \mathcal{Q}_2| = t-k+2$ and involved subfile types $\mathcal{I}_k = \{\mathbf{v}_{k-1}, \mathbf{v}_k\}$ for some $k \in [r+2:t+1]$.

• *Delivery for \mathcal{G}_1 .* The transmitter selection is $s_k = ((k-1)^\dagger, t-k+2)$, implying that the users in $\mathcal{S} \cap \mathcal{Q}_1$ are selected as transmitters. In particular, each user $u \in \mathcal{S} \cap \mathcal{Q}_1$ sends

$$\left(\bigoplus_{u' \in \mathcal{S} \cap \mathcal{Q}_1 \setminus \{u\}} W_{d_{u'}, \mathcal{S} \setminus \{u'\}}^{(1), \pi_{u'}(u')} \right) \oplus \left(\bigoplus_{v \in \mathcal{S} \cap \mathcal{Q}_2} W_{d_v, \mathcal{S} \setminus \{v\}}^{(1), \pi(v)} \right), \quad (57)$$

where the random bijections $\{\pi_u\}_{u \in \mathcal{S} \cap \mathcal{Q}_1}$ and π are defined similarly to that in (55). From (57), each user in $\mathcal{S} \cap \mathcal{Q}_1$ decodes $k-2$ type- $\mathbf{v}_{k-1}^{(1)}$ packets, whereas each user in $\mathcal{S} \cap \mathcal{Q}_2$

decodes $k - 1$ type- $\mathbf{v}_k^{(1)}$ packets.

• *Delivery for \mathcal{Q}_2 .* The transmitter selection is $\mathbf{s}_k = (k - 1, (t - k + 2)^\dagger)$ so that the transmitters are users in $\mathcal{S} \cap \mathcal{Q}_2$. Each user $v \in \mathcal{S} \cap \mathcal{Q}_2$ sends

$$\left(\bigoplus_{u \in \mathcal{S} \cap \mathcal{Q}_1} W_{d_u, \mathcal{S} \setminus \{u\}}^{(2), \pi(u)} \right) \oplus \left(\bigoplus_{v' \in \mathcal{S} \cap \mathcal{Q}_2 \setminus \{v\}} W_{d_{v'}, \mathcal{S} \setminus \{v'\}}^{(2), \pi(v')} \right), \quad (58)$$

where, for each $v \in \mathcal{S} \cap \mathcal{Q}_2$, π_v is a random bijection from $\mathcal{S} \cap \mathcal{Q}_2 \setminus \{v\}$ to $(1, \dots, t - k + 1)$, and π is a random bijection from $\mathcal{S} \cap \mathcal{Q}_2$ to $(1, \dots, t - k + 2)$. From (58), each user in $\mathcal{S} \cap \mathcal{Q}_1$ decodes $t - k + 2$ type- $\mathbf{v}_{k-1}^{(2)}$ packets, whereas each user in $\mathcal{S} \cap \mathcal{Q}_2$ decodes $t - k + 1$ type- $\mathbf{v}_k^{(2)}$ packets.

Proof of correctness. According to (52) and (54), each user $u \in \mathcal{Q}_j, j = 1, 2$ needs to recover the following packets form the desired file W_{d_u} : $|\mathcal{P}_k^{(1)} \setminus \mathcal{P}_{k,u}^{(1)}|/N = \alpha^{(1)}(k)(F(\mathbf{v}_k) - F_j(\mathbf{v}_k))$ type- $\mathbf{v}_k^{(1)}$ packets for all $k \in [2 : t + 1]$, and $|\mathcal{P}_k^{(2)} \setminus \mathcal{P}_{k,u}^{(2)}|/N = \alpha^{(2)}(k)(F(\mathbf{v}_k) - F_j(\mathbf{v}_k))$ type- $\mathbf{v}_k^{(2)}$ packets for all $k \in [2 : t]$.

Next we prove that user u can indeed recover all the desired packets. Without loss of generality, suppose $u \in \mathcal{Q}_1$.

• **Recovery from $\mathbf{s}_2, \dots, \mathbf{s}_{r+1}$.** From each type- $\mathbf{s}_k, k \in [2 : r + 1]$ multicast group $\mathcal{S} \ni u$, user u decodes $k - 2$ type- $\mathbf{v}_{k-1}^{(1)}$ and type- $\mathbf{v}_{k-1}^{(2)}$ packets, respectively, according to (55). There are $\binom{|\mathcal{Q}_1| - 1}{k - 2} \binom{|\mathcal{Q}_2|}{t - k + 2} = \binom{q}{k - 2} \binom{q}{t - k + 2}$ such groups, so user u decodes in total $(k - 2) \binom{q}{k - 2} \binom{q}{t - k + 2}$ type- $\mathbf{v}_{k-1}^{(i)}$ packets for each $i = 1, 2$. On the other hand, $|\mathcal{P}_{k-1}^{(i)} \setminus \mathcal{P}_{k-1,u}^{(i)}|/N = (k - 2) \binom{q+1}{k-2} \binom{q}{t-k+2} - \binom{q}{k-3} \binom{q}{t-k+2} = (k - 2) \binom{q}{k-2} \binom{q}{t-k+2}, i = 1, 2$. Hence, the number of recovered packets matches the number of desired type- $\mathbf{v}_{k-1}^{(i)}$ packets.

• **Recovery from \mathbf{s}_{t+2} .** From each type- \mathbf{s}_{t+2} multicast group $\mathcal{S} \ni u$, user u decodes t type- $\mathbf{v}_{t+1}^{(1)}$ packets according to (56). Since there are $\binom{|\mathcal{Q}_1| - 1}{|\mathcal{S}| - 1} = \binom{q}{t}$ such groups, user u decodes in total $t \binom{q}{t}$ type- $\mathbf{v}_{t+1}^{(1)}$ packets. On the other hand, $|\mathcal{P}_{t+1}^{(1)} \setminus \mathcal{P}_{t+1,u}^{(1)}|/N = t \left(\binom{q+1}{t} \binom{q}{0} - \binom{q}{t-1} \binom{q}{0} \right) = t \binom{q}{t}$. Hence, the number of recovered packets matches the number of desired type- $\mathbf{v}_{t+1}^{(1)}$ packets. All such packets are thus recovered.

• **Recovery from $\mathbf{s}_{r+2}, \dots, \mathbf{s}_{t+1}$.** For each $k \in [r + 2 : t + 1]$, there are $\binom{q}{k-2} \binom{q}{t-k+2}$ type- \mathbf{s}_k multicast groups containing user u , from each of which user u decodes $k - 2$ type- $\mathbf{v}_{k-1}^{(1)}$ packets (see (57)) and $t - k + 2$ type- $\mathbf{v}_{k-1}^{(2)}$ packets (see (58)). Thus, in total $(k - 2) \binom{q}{k-2} \binom{q}{t-k+2}$ type- $\mathbf{v}_{k-1}^{(1)}$ and $(t - k + 2) \binom{q}{k-2} \binom{q}{t-k+2}$ type- $\mathbf{v}_{k-1}^{(2)}$ packets are decoded. Moreover, $|\mathcal{P}_{k-1}^{(1)} \setminus \mathcal{P}_{k-1,u}^{(1)}|/N = (k - 2) \binom{q}{k-2} \binom{q}{t-k+2}$ and $|\mathcal{P}_{k-1}^{(2)} \setminus \mathcal{P}_{k-1,u}^{(2)}|/N = (t - k + 2) \binom{q}{k-2} \binom{q}{t-k+2}$. Hence, the number of recovered packets matches the desired packets.

As a result, we have proved that each user in \mathcal{Q}_1 can recover all the missing packets of the desired file. The proof for \mathcal{Q}_2 is similar. Since each coded message is useful to t other users, the communication rate $R_{\text{JCM}} = N/M - 1$ is achieved.

C. Subpacketization Analysis

The proposed PT design achieves subpacketization $F_{\text{PT}} = \sum_{k=1}^{t+1} \alpha_k f_k$, where $\alpha_k \triangleq \alpha^{\text{global}}(k)$ (see (42)) and $f_k \triangleq$

$F(\mathbf{v}_k)$ (see (46)) denote the global FS factor and number of type- \mathbf{v}_k subfiles, respectively, for $k \in [t + 1]$. The JCM subpacketization can be written as (see Remark 3)

$$F_{\text{JCM}} = \sum_{k=1}^{t+1} \alpha_{\text{JCM}}(k) F(\mathbf{v}_k), \quad (59)$$

where $\alpha_{\text{JCM}} \triangleq (t, \dots, t)$ is the JCM FS vector. Comparing (43) and (59) suggests $F_{\text{PT}} \leq F_{\text{JCM}}$ since $\alpha^{\text{global}} \preceq \alpha_{\text{JCM}}$. Therefore, both the subfile saving gain and further splitting saving gain are attainable: the former arises from excluding type- \mathbf{v}_1 subfiles, while the latter results from smaller FS factors than the JCM scheme. As shown in Fig. 3, the subpacketization ratio $F_{\text{PT}}/F_{\text{JCM}}$ decrease in q , which is formally proved in the following lemma.

Lemma 1: Define $\rho_t(q) \triangleq \frac{F_{\text{PT}}(q,t)}{F_{\text{JCM}}(q,t)}$ as the subpacketization ratio of PT (cf. (7)) over JCM (cf. (10)) for given t and q . Then, for any fixed t , $\rho_t(q)$ is strictly decreasing in q .

Proof: See Appendix A. ■

Remark 3 (Subfile Count Identity): The identity $\sum_{k=1}^{t+1} F(\mathbf{v}_k) = \binom{K}{t}$ holds for any K and t . To prove this, define $\mathcal{V}_k \triangleq \{\mathcal{T} \subseteq [K] : \text{type}(\mathcal{T}) = \mathbf{v}_k\}$ as the set of type- \mathbf{v}_k t -subsets of $[K]$. By definition, $|\mathcal{V}_k| = F(\mathbf{v}_k), \forall k \in [t + 1]$. First, every t -subset \mathcal{T} has a unique type \mathbf{v}_k for some $k \in [t + 1]$. Hence, $\binom{K}{t} \leq \sum_{k=1}^{t+1} F(\mathbf{v}_k)$. Conversely, subsets of different types are disjoint, i.e., $\mathcal{V}_i \cap \mathcal{V}_j = \emptyset, \forall i \neq j$. Therefore, $\sum_{k=1}^{t+1} F(\mathbf{v}_k) \leq \binom{K}{t}$. Combining the two inequalities yields $\sum_{k=1}^{t+1} F(\mathbf{v}_k) = \binom{K}{t}$. As a result, F_{JCM} can be written as $F_{\text{JCM}} = t \sum_{k=1}^{t+1} F(\mathbf{v}_k)$.

Next, we derive the asymptotic bound (9) in Theorem 1. Note that F_{PT} (see (43)) can be written as $F_{\text{PT}} = \sum_{k=1}^r 2(k - 1)F(\mathbf{v}_k) + t \left(\sum_{k=r+1}^{t+1} F(\mathbf{v}_k) \right)$. Thus,

$$\begin{aligned} F_{\text{JCM}} - F_{\text{PT}} &\stackrel{(59)}{=} t \left(\sum_{k=1}^{t+1} F(\mathbf{v}_k) \right) - F_{\text{PT}} \\ &= \sum_{k=1}^{t+1} (t - 2(k - 1)) F(\mathbf{v}_k), \end{aligned} \quad (60)$$

where $F(\mathbf{v}_k) \stackrel{(46)}{=} \binom{q+1}{k-1} \binom{q}{t-k+1} = \frac{\prod_{i=0}^{k-2} (q+1-i) \prod_{i=0}^{t-k} (q-i)}{(k-1)!(t-k+1)!}$, $k \in [t + 1]$. Fix t . For sufficiently large q , $F(\mathbf{v}_k) \approx \frac{q^t}{(k-1)!(t-k+1)!}$. Therefore,

$$\begin{aligned} \lim_{q \rightarrow \infty} \left(1 - \frac{F_{\text{PT}}}{F_{\text{JCM}}} \right) &\stackrel{(60)}{=} \lim_{q \rightarrow \infty} \frac{1}{t} \frac{\sum_{k=1}^r \frac{(t-2(k-1))q^t}{(k-1)!(t-(k-1))!}}{\sum_{k=1}^{t+1} \frac{q^t}{(k-1)!(t-(k-1))!}} \\ &= \frac{1}{t} \frac{\sum_{k=1}^r \frac{t-2(k-1)}{(k-1)!(t-(k-1))!}}{\sum_{k=1}^{t+1} \frac{1}{(k-1)!(t-(k-1))!}} = \frac{1}{t} \frac{\sum_{k=0}^{r-1} \frac{t-2k}{k!(t-k)!}}{\sum_{k=0}^t \frac{1}{k!(t-k)!}} \end{aligned} \quad (61a)$$

$$= \frac{1}{t} \frac{\sum_{k=0}^{r-1} \frac{(t-2k)t!}{k!(t-k)!}}{\sum_{k=0}^t \frac{t!}{k!(t-k)!}} = \frac{1}{t} \frac{\sum_{k=0}^{r-1} (t-2k) \binom{t}{k}}{\sum_{k=0}^t \binom{t}{k}} \stackrel{(a)}{=} \frac{(t-1)}{2t} \quad (61b)$$

$$\stackrel{(b)}{=} \frac{r}{2t} \binom{t}{r} = \frac{1}{2} \frac{\binom{t}{r}}{2^t} \Rightarrow \lim_{q \rightarrow \infty} \frac{F_{\text{PT}}}{F_{\text{JCM}}} = 1 - \frac{1}{2} \cdot \frac{\binom{t}{r}}{2^t}, \quad (61c)$$

where in step (b) we used the identity $\binom{t-1}{r-1} = \frac{r}{t} \binom{t}{r}$; (a) is because $\sum_{k=0}^{r-1} (t-2k) \binom{t}{k} = t \binom{t-1}{r-1}$, which is proved as follows.

Proof of step (a): Let $S \triangleq \sum_{k=0}^{r-1} (t-2k) \binom{t}{k} = t \sum_{k=0}^{r-1} \binom{t}{k} - 2 \sum_{k=0}^{r-1} k \binom{t}{k}$. Using the identity $k \binom{t}{k} = t \binom{t-1}{k-1}$, we have $\sum_{k=0}^{r-1} k \binom{t}{k} = t \sum_{k=1}^{r-1} \binom{t-1}{k-1} = t \sum_{j=0}^{r-2} \binom{t-1}{j}$. Hence,

$$S = t \left(\sum_{k=0}^{r-1} \binom{t}{k} - 2 \sum_{j=0}^{r-2} \binom{t-1}{j} \right). \quad (62)$$

Applying the identity $\binom{t}{k} = \binom{t-1}{k} + \binom{t-1}{k-1}$, $\sum_{k=0}^{r-1} \binom{t}{k} = \sum_{k=0}^{r-1} \binom{t-1}{k} + \sum_{k=0}^{r-1} \binom{t-1}{k-1} = \sum_{k=0}^{r-1} \binom{t-1}{k} + \sum_{j=0}^{r-2} \binom{t-1}{j}$. Plugging this into (62), we obtain

$$S = t \left(\sum_{k=0}^{r-1} \binom{t-1}{k} - \sum_{j=0}^{r-2} \binom{t-1}{j} \right) = t \binom{t-1}{k-1}. \quad (63)$$

Asymptotic scaling: Using Stirling's formula $n! = \sqrt{2\pi n} (n/e)^n (1 + o(1))$ [19], we can easily obtain $\binom{t}{r} / 2^t \approx \sqrt{2/(\pi t)}$:

$$\frac{\binom{t}{r}}{2^t} = \frac{(2r)!}{4^r (r!)^2} = \frac{\sqrt{4\pi r} (2r/e)^{2r} (1 + o(1))}{4^r \cdot 2\pi r (r/e)^{2r} (1 + o(1))} \approx \sqrt{\frac{2}{\pi t}}. \quad (64)$$

Hence, $\lim_{q \rightarrow \infty} F_{\text{PT}}/F_{\text{JCM}} \approx 1 - \sqrt{1/(2\pi t)} = 1 - \Theta(1/\sqrt{t})$, proving the asymptotic scaling in Theorem 1.

D. Validation of Packet Size Ratio

We prove that the packet size ratio $\gamma = \ell^{(2)}/\ell^{(1)}$ obtained in (50) is valid, i.e., γ is a positive rational number. Since both the numerator and denominator are integers, γ is rational. We only need to prove $\gamma > 0$.

Lemma 2: For the general PT design in Section V-B, the packet size ratio (50) is valid, i.e., $\gamma = -\frac{\alpha^{(1)} \Delta^{\text{T}}}{\alpha^{(2)} \Delta^{\text{T}}} > 0$.

Proof: We prove $\gamma > 0$ by showing $\alpha^{(1)} \Delta^{\text{T}} < 0$ and $\alpha^{(2)} \Delta^{\text{T}} > 0$, respectively. Claims 1 and 2 (see below) are used to prove $\alpha^{(1)} \Delta_1^{\text{T}} < 0$, while Claim 3 is needed to prove $\alpha^{(2)} \Delta_1^{\text{T}} > 0$. The proofs of the claims are provided in Appendix C. ■

Claim 1: The user cache difference vector $\Delta \triangleq \mathbf{F}_2 - \mathbf{F}_1$ (see (47), (48)) satisfies $\Delta(k) > 0, \forall k \in [r+1]$ and $\Delta(k) < 0, \forall k \in [r+2 : t+1]$.

Proof: See Appendix C-A. By Claim 1, the first $r+1$ entries of the sequence $(\Delta(k))_{k=1}^{t+1}$ are positive, whereas the last r entries are negative. ■

Claim 2: The sum of the entries of Δ is equal to zero, i.e., $\sum_{i=1}^{t+1} \Delta(i) = 0$.

Proof: See Appendix C-B. ■

With the above claims, we prove $\alpha^{(1)} \Delta_1^{\text{T}} < 0$ as follows:

$$\alpha^{(1)} \Delta^{\text{T}} \stackrel{(39)}{=} \sum_{k=1}^{t+1} (k-1) \Delta(k) \quad (65a)$$

$$= \sum_{k=1}^{r+1} (k-1) \Delta(k) + \sum_{k=r+2}^{t+1} (k-1) \Delta(k) \quad (65b)$$

$$\leq \sum_{k=1}^{r+1} r \Delta(k) + \sum_{k=r+2}^{t+1} (r+1) \Delta(k) \quad (65c)$$

$$< \sum_{k=1}^{r+1} (r+1) \Delta(k) + \sum_{k=r+2}^{t+1} (r+1) \Delta(k) \quad (65d)$$

$$= (r+1) \sum_{k=1}^{t+1} \Delta(k) = 0, \quad (65e)$$

where (65c) and (65d) follow from Claim 1, and (65e) follows from Claim 2. Intuitively, because $(\Delta(k))_{k=1}^{t+1}$ has zero sum and opposite signs in its first and second halves, weighting Δ by a nonnegative, increasing sequence $\alpha^{(1)}$ assigns larger weights to its negative entries, resulting in $\alpha^{(1)} \Delta^{\text{T}} < 0$.

Next, we prove $\alpha^{(2)} \Delta^{\text{T}} > 0$. Define

$$\delta_{t,q}(k) \triangleq \begin{cases} \Delta(k) + \Delta(t+2-k), & \text{if } k \in [r] \\ \Delta(r+1), & \text{if } k = r+1 \end{cases} \quad (66)$$

i.e., a pairwise aggregation of the entries of Δ . Utilizing the symmetry of $\alpha^{(2)}$ (see (41)), i.e., $\alpha^{(2)}(k) = \alpha^{(2)}(t+2-k), \forall k \in [r+1]$, we will also regroup the terms in the summation $\alpha^{(2)} \Delta^{\text{T}} = \sum_{k=1}^{t+1} \alpha^{(2)}(k) \Delta(k)$ (see (69f)). Claim 3 identifies key properties of the sequence $\{\delta_{t,q}(k)\}_{k=1}^{r+1}$, which are essential to proving Lemma 2.

Claim 3: The sequence $\{\delta_{t,q}(k)\}_{k=1}^{r+1}$ has the following properties:

- 1) $\delta_{t,q}(1) < 0, \delta_{t,q}(r+1) > 0$ for any q, t satisfying $q \geq t$;
- 2) $\exists k' \in [2 : r]$ such that $\delta_{t,q}(k) < 0, \forall k \leq k'$;
- 3) $\forall k \in [2 : r-1]$, if $\delta_{t,q}(k+1) < 0$, then $\delta_{t,q}(k) < 0$;
- 4) Consequently, there exists $k'' \in [2 : r]$ such that $\delta_{t,q}(k) < 0, \forall k \in [1 : k'']$ and $\delta_{t,q}(k) \geq 0, \forall k \in [k''+1 : r+1]$.

Proof: See Appendix C-C. ■

Equipped with Claim 3, we are ready to prove $\alpha^{(2)} \Delta^{\text{T}} > 0$. Denote $k_{\max} \triangleq \arg \max_{k \in [2:r]} \{k : \delta_{t,q}(k) < 0\}$ as the largest index for which $\delta_{t,q}(k) < 0$. By Claim 3, $\delta_{t,q}(k) < 0, \forall k \in [k_{\max}]$ and $\delta_{t,q}(k) \geq 0, \forall k \in [k_{\max}+1 : r+1]$. Define

$$\hat{\alpha}(k) \triangleq \alpha^{(2)}(k) - k_{\max}, \quad k \in [t+1] \quad (67)$$

which is a shifted version of $\alpha^{(2)}$ (see (41)). By construction, $\hat{\alpha}(k_{\max}+1) = 0, \hat{\alpha}(k) < 0, \forall k \in [k_{\max}]$, and $\hat{\alpha}(k) > 0, \forall k \in [k_{\max}+2 : r+1]$. Moreover, since $\alpha^{(2)}$ is symmetric, the shifted version $\hat{\alpha}$ preserves the same symmetry, i.e.,

$$\hat{\alpha}(k) = \hat{\alpha}(t+2-k), \quad \forall k \in [r] \quad (68)$$

We have

$$\alpha^{(2)} \Delta^{\text{T}} = \sum_{k=1}^{t+1} \alpha^{(2)}(k) \Delta(k) - k_{\max} \left(\sum_{k=1}^{t+1} \Delta(k) \right) \quad (69a)$$

$$= \sum_{k=1}^{t+1} (\alpha^{(2)}(k) - k_{\max}) \Delta(k) \quad (69b)$$

$$= \sum_{k=1}^{t+1} \hat{\alpha}(k) \Delta(k) \quad (69c)$$

$$= \sum_{k=1}^r \hat{\alpha}(k) \Delta(k) + \hat{\alpha}(r+1) \Delta_1(r+1) \quad (69d)$$

$$+ \sum_{k=r+2}^{t+1} \hat{\alpha}(k) \Delta(k) \quad (69d)$$

$$= \sum_{k=1}^r \hat{\alpha}(k) \Delta(k) + \hat{\alpha}(r+1) \Delta(r+1)$$

$$+ \sum_{i=1}^r \hat{\alpha}(t+2-i) \Delta(t+2-i) \quad (69e)$$

$$\stackrel{(68)}{=} \sum_{k=1}^r \hat{\alpha}(k) \underbrace{(\Delta(k) + \Delta(t+2-k))}_{\stackrel{(66)}{=} \delta_{t,q}(k)} + \hat{\alpha}(r+1) \Delta(r+1) \quad (69f)$$

$$= \underbrace{\sum_{k=1}^{k_{\max}} \hat{\alpha}(k) \delta_{t,q}(k)}_{>0} + \sum_{k=k_{\max}+1}^r \underbrace{\hat{\alpha}(k) \delta_{t,q}(k)}_{\geq 0} + \underbrace{\hat{\alpha}(r+1) \delta_{t,q}(r+1)}_{>0} > 0, \quad (69g)$$

where (69a) is because $\sum_{k=1}^{t+1} \Delta(k) = 0$ according to Claim 2. In (69e), we changed the iteration variables $i = t + 2 - k$. (69g) is because $\hat{\alpha}(k) < 0, \delta_{t,q}(k) < 0, \forall k \in [k_{\max}]$ so that $\sum_{k=1}^{k_{\max}} \hat{\alpha}(k) \delta_{t,q}(k) > 0$; $\hat{\alpha}(k) \geq 0, \delta_{t,q}(k) \geq 0, \forall k \in [k_{\max} + 1 : r]$ so that $\sum_{k=k_{\max}+1}^r \hat{\alpha}(k) \delta_{t,q}(k) \geq 0$, and $\hat{\alpha}(r+1) \delta_{t,q}(r+1) = \frac{(r-k_{\max})}{q} \binom{q}{r-1} \binom{q}{r} > 0$. Hence, $\alpha^{(2)} \Delta^T > 0$.

As a result, we have proved $\alpha^{(2)} \Delta^T > 0$ and $\alpha^{(1)} \Delta^T < 0$, yielding > 0 , which completes the proof of Lemma 2.

VI. DISCUSSION

In this section, we discuss further implications of the main theorem, including a subpacketization-minimization property of the proposed design and challenges for odd t .

A. Minimum Subpacketization

One interesting observation is that the proposed PT design actually achieves the minimum subpacketization among a set of two-group user groups, as shown in Lemma 3.

Lemma 3: For $(K, t) = (2q + 1, 2r)$ with the PT design of Theorem 1, the user grouping $\mathbf{q} = (q + 1, q)$ achieves the minimum subpacketization among the set of unequal groupings $\{(q_1, K - q_1) : q_1 \in [q + 1 : K - t - 1]\}$.

Proof: Consider any grouping $\mathbf{q} = (q_1, K - q_1)$. We assume $K - q_1 \geq t + 1$, i.e., $q_1 \leq K - t - 1$ so that the subfile and multicast group types are the same as (36). Using the transmitter selections as (38) and (40), the same global FS vector $\alpha^{\text{global}} = (0, 2, \dots, t - 2, t_{r+1})$ is obtained. The number of type- \mathbf{v}_k subfiles is equal to $F_{q_1}(\mathbf{v}_k) = \binom{q_1}{k-1} \binom{K-q_1}{t-k+1}, k \in [t+1]$. We next show $F_{q_1}(\mathbf{v}_k)$ is strictly decreasing q_1 for any $k \in [r]$. Specifically,

$$\frac{F_{q_1}(\mathbf{v}_k)}{F_{q_1+1}(\mathbf{v}_k)} = \frac{q_1 - k + 2}{q_1 + 1} \frac{K - q_1}{K - q_1 - t + k - 1}, k \in [r] \quad (70)$$

Since $t = 2r$ and $k \leq r$, it holds that $t - k + 1 \geq r + 1$, and thus $K - q_1 - t + k - 1 \leq K - q_1 - r - 1$. Moreover, $q_1 - k + 2 \geq q_1 - r + 2$. Therefore,

$$\frac{F_{q_1}(\mathbf{v}_k)}{F_{q_1+1}(\mathbf{v}_k)} \geq \frac{q_1 - r + 2}{q_1 + 1} \frac{K - q_1}{K - q_1 - r - 1}. \quad (71)$$

Let $a \triangleq q_1, b \triangleq K - q_1$ so that $a + b = K$. The RHS of (71) exceeds 1 if $b(a - r + 2) > (a + 1)(b - r - 1)$. Expanding and simplifying yields $(a + 1)(r + 1) > (r - 1)b$. For $q_1 \in [q + 1 : K - t + 1]$, we have $a \geq b \geq t - 1$. Hence, $(a + 1)(r + 1) -$

TABLE IV: FS Factors at Pivot Types

(a) Even $t = 2r$

	\mathbf{v}_r	\mathbf{v}_{r+1}	\mathbf{v}_{r+2}
\mathbf{s}_{r+1}	$r - 1$	r	\star
\mathbf{s}_{r+2}	\star	r	$r - 1$
$\alpha^{(2)}$	$r - 1$	r	$r - 1$

(b) Odd $t = 2r + 1$

	\mathbf{v}_r	\mathbf{v}_{r+1}	\mathbf{v}_{r+2}
\mathbf{s}_{r+1}	$r - 1$	r	\star
\mathbf{s}_{r+2}	\star	$r + 1$	r
$\alpha^{(2)}$	$r^2 - 1$	$r(r + 1)$	r^2

$(r - 1)b \geq (b + 1)(r + 1) - (r - 1)b = 2b + r + 1 \geq 5r - 1 > 0$, which implies $F_{q_1}(\mathbf{v}_k)/F_{q_1+1}(\mathbf{v}_k) > 1$. Therefore, $F_{q_1}(\mathbf{v}_k) > F_{q_1+1}(\mathbf{v}_k), \forall k \in [r]$.

Let $\mathbf{F}_{q_1} \triangleq [F_{q_1}(\mathbf{v}_k)]_{k=1}^{t+1}$ with F_{q_1} , and let $F_{q_1} \triangleq \alpha^{\text{global}} \mathbf{F}_{q_1}^T$ denote the subpacketization level under grouping $(q_1, K - q_1)$. Define $g(x) \triangleq t \binom{K}{x} - F_x, x \in \{q_1, q_1 + 1\}$. We prove $F_{q_1} \leq F_{q_1+1}$ by showing $g(q_1) \geq g(q_1 + 1)$. In particular, by (10) and (42), we have $g(q_1) = \sum_{k=1}^r (t - \alpha^{\text{global}}(k)) F_{q_1}(\mathbf{v}_k)$, $g(q_1 + 1) = \sum_{k=1}^r (t - \alpha^{\text{global}}(k)) F_{q_1+1}(\mathbf{v}_k)$. Since $t - \alpha^{\text{global}}(k) > 0, \forall k \in [r]$, $F_{q_1}(\mathbf{v}_k) > F_{q_1+1}(\mathbf{v}_k)$ directly implies $g(q_1) > g(q_1 + 1)$. Hence, we have proved $F_{q_1} < F_{q_1+1}, \forall q_1$. As a result, $q_1 = q + 1$ minimizes the subpacketization with the grouping $(q + 1, q)$, completing the proof of Lemma 3. ■

B. The Case of Odd t

The PT design in Theorem 1 applies only to even t . In this section, we examine the case of odd t , review existing constructions, and identify the structural obstacles that arise under heterogeneous subpacketization.

Existing PT Designs: In one prior work [2], we proposed homogeneous-subpacketization PT design for $(K, t) = (2q + 1, 2q - 1)$ that achieves an order-wise reduction compared with JCM. However, this construction applies only to the specific case $t = K - 2$, which lacks generality.

Challenge of Odd t under Heterogeneous Design: We briefly explain why the even- t PT design in Section V-B does not extend to odd t . The core difficulty lies in the *misalignment of local FS factors* across multicast group types near the pivot. Specifically, (40) induces two pivot types $\mathbf{s}_{r+1} = (r^\dagger, r + 1)$ and $\mathbf{s}_{r+2} = (r + 1, r^\dagger)$, where the transmitters switches between components as the local FS contributions reverse. For the involved subfile types $\mathcal{I}_{r+1} = \{\mathbf{v}_r, \mathbf{v}_{r+1}\}$ and $\mathcal{I}_{r+2} = \{\mathbf{v}_{r+1}, \mathbf{v}_{r+2}\}$, the local FS vectors coincide at type \mathbf{v}_{r+1} (see Table IV(a)), i.e., $\alpha_{r+1} = (\underline{\star}_{r-1}, r - 1, r, \underline{\star}_r)$, $\alpha_{r+2} = (\underline{\star}_r, r, r - 1, \underline{\star}_{r-1})$, thus yielding the ‘‘hill-shaped’’ global FS vector $\alpha^{(2)}$ in (41). Combined with $\alpha^{(1)}$ in (39), the aggregate global FS vector α^{global} in (42) increases linearly with unit slope from zero and is capped at t (see Fig. 3).

When $t = 2r + 1$, the two pivot types \mathbf{s}_{r+1} and \mathbf{s}_{r+2} cannot generate perfectly aligned FS factors for subfile type \mathbf{v}_r . To obtain a hill-shaped $\alpha^{(2)}$ similar to the even- t case, the second component of \mathbf{s}_{r+2} must be selected as transmitters, i.e., $\mathbf{s}_{r+2} = (r + 1, (r + 1)^\dagger)$. Under this choice, type \mathbf{v}_{r+1} acquires FS factors r and $r + 1$ from \mathbf{s}_{r+1} and \mathbf{s}_{r+2} (see Table IV(b)), respectively. Since $\gcd(r, r + 1) = 1$, the vector LCM operation yields a global FS factor at least $r(r + 1)$, which exceeds $t = 2r + 1$ for all $r \geq 2$. Consequently, the aggregate FS vector cannot be upper bounded by t , and the structural alignment observed in the even- t case becomes unattainable.

This obstruction is *intrinsic to the parity of t* : when t is odd, the two central FS contributions differ by one and are coprime, forcing a multiplicative growth of their LCM.

Nevertheless, subpacketization reduction remains possible for small values of t , as shown in the following example.

Example 2 (Odd $t = 3$): Let $(K, t) = (2q + 1, 3)$ with $q \geq 4$. Under user grouping $\mathbf{q} = (q + 1, q)$, the subfile and multicast group types are $\mathbf{v}_1 = (0, 3), \mathbf{v}_2 = (1, 2), \mathbf{v}_3 = (2, 1), \mathbf{v}_4 = (3, 0)$, and $\mathbf{s}_1 = (0, 4), \mathbf{s}_2 = (1, 3), \mathbf{s}_3 = (2, 2), \mathbf{s}_4 = (3, 1), \mathbf{s}_5 = (4, 0)$ with involved subfile types $\mathcal{I}_1 = \{\mathbf{v}_1\}, \mathcal{I}_2 = \{\mathbf{v}_1, \mathbf{v}_2\}, \mathcal{I}_3 = \{\mathbf{v}_2, \mathbf{v}_3\}, \mathcal{I}_4 = \{\mathbf{v}_3, \mathbf{v}_4\}$, and $\mathcal{I}_5 = \{\mathbf{v}_4\}$. The transmitter selections are

$$\mathcal{G}_1 : \mathbf{s}_1 = (0, 4^\dagger), \mathbf{s}_2 = (1^\dagger, 3), \mathbf{s}_3 = (2^\dagger, 2), \\ \mathbf{s}_4 = (3^\dagger, 1), \mathbf{s}_5 = (4^\dagger, 0), \quad (72a)$$

$$\mathcal{G}_2 : \mathbf{s}_1 = (0, 4^\dagger), \mathbf{s}_2 = (1^\dagger, 3), \mathbf{s}_3 = (2, 2^\dagger), \\ \mathbf{s}_4 = (3, 1^\dagger), \mathbf{s}_5 = (4^\dagger, 0), \quad (72b)$$

yielding $\boldsymbol{\alpha}^{(1)} = (0, 1, 2, 3)$, $\boldsymbol{\alpha}^{(2)} = (0, 2, 1, 0)$, and $\boldsymbol{\alpha}^{\text{global}} = (0, 3, 3, 0)$. According to (50), the packet size ratio is equal to $\gamma = -\frac{\boldsymbol{\alpha}^{(1)} \boldsymbol{\Delta}^\text{T}}{\boldsymbol{\alpha}^{(2)} \boldsymbol{\Delta}^\text{T}} = \frac{2(2q-1)}{q+4} > 0$, where $\boldsymbol{\Delta} = (q-1) \left[\frac{(q-2)}{2}, \frac{(q+2)}{2}, -\frac{q}{2}, -\frac{q}{2} \right]$. Thus, $F_{\text{PT}} = \boldsymbol{\alpha}^{\text{global}} \mathbf{F}^\text{T} = \frac{3q(2q-1)(q+1)}{2}$, and $\frac{F_{\text{PT}}}{F_{\text{JCM}}} = \frac{3}{4} \left(1 + \frac{1}{K}\right) \leq 5/6, \forall K \geq 9$ and $\lim_{K \rightarrow \infty} \frac{F_{\text{PT}}}{F_{\text{JCM}}} = 3/4$, implying a one-fourth packet reduction asymptotically. \diamond

VII. CONCLUSION

In this paper, we introduced a heterogeneous subpacketization extension of the packet type (PT)-based framework for D2D coded caching. By allowing packet sizes to vary across refined packet types, the proposed design overcomes an inherent limitation of existing homogeneous PT constructions. Through the joint optimization of user grouping, multicast transmitter selection, and packet sizing, we established a new class of rate-optimal schemes for $(K, t) = (2q + 1, 2r)$ that achieves a provable constant-factor reduction in subpacketization over state-of-the-art schemes. The proposed heterogeneous PT framework reveals that unequal user grouping, combined with coordinated transmitter selection across coupled groups, provides additional flexibility in satisfying memory constraints that cannot be attained under homogeneous splitting.

Several directions deserve further investigation, including: i) exploring more general user groupings, more diverse transmitter selection strategies, and packet sizing for broader (K, t) regimes; and ii) relaxing the PT framework to allow suboptimal communication rates in exchange for further subpacketization reduction. Ultimately, our goal is to characterize the fundamental trade-off between communication rate and subpacketization.

APPENDIX A PROOF OF LEMMA 1

Define pmf $p_k(q) \triangleq f_k / \sum_{k=1}^{t+1} f_k, k \in [t+1]$. Let $J_q \sim \text{Hypergeo}(2q+1, q+1, t)$ be a hypergeometric random

variable with pmf

$$\Pr(J_q = j) = \frac{\binom{q+1}{j} \binom{q}{t-j}}{\binom{2q+1}{t}}, j \in [0:t] \quad (73)$$

Since $p_k(q) = \Pr(J_q = k-1)$, we can write

$$\rho_t(q) = \sum_{k=1}^{t+1} \frac{\boldsymbol{\alpha}^{\text{global}}(k)}{t} p_k(q) = \mathbb{E}[h(J_q)], \quad (74)$$

where

$$h(j) = \begin{cases} 2j/t, & \text{if } j \in [0:r-1] \\ t, & \text{if } j \in [r:t] \end{cases} \quad (75)$$

which is nondecreasing and strictly increasing on $[0:r-1]$. For fixed t , the hypergeometric family is stochastically decreasing in q because the population odds $\omega \triangleq 1 + 1/q$ strictly decrease with q [20]. Hence, J_{q+1} is dominated by J_q ,

$$J_{q+1} \prec_{\text{st}} J_q \quad (76)$$

and the dominance is strict since $\mathbb{E}[J_q] = \frac{t(q+1)}{2q+1}$ is strictly decreasing in q . Because $h(\cdot)$ is nondecreasing and not constant, strict stochastic dominance yields $\mathbb{E}[h(J_{q+1})] < \mathbb{E}[h(J_q)]$, i.e., $\rho_t(q+1) < \rho_t(q)$. This completes the proof of Lemma 1.

APPENDIX B

PROOF OF CACHE MEMORY CONSTRAINT

Denote $\boldsymbol{\alpha}_\gamma \triangleq \boldsymbol{\alpha}^{(1)} + \gamma \boldsymbol{\alpha}^{(2)}$. For any user $u \in \mathcal{Q}_i, i = 1, 2$,

$$|Z_u|/N \\ = \ell^{(1)} \sum_{k=1}^{t+1} \boldsymbol{\alpha}^{(1)}(k) F_i(\mathbf{v}_k) + \ell^{(2)} \sum_{k=1}^{t+1} \boldsymbol{\alpha}^{(2)}(k) F_i(\mathbf{v}_k) \quad (77a)$$

$$= \ell^{(1)} \sum_{k=1}^{t+1} \left(\boldsymbol{\alpha}^{(1)}(k) + \gamma \boldsymbol{\alpha}^{(2)}(k) \right) F_i(\mathbf{v}_k) \quad (77b)$$

$$= \ell^{(1)} \boldsymbol{\alpha}_\gamma \mathbf{F}_i^\text{T} \quad (77c)$$

$$\stackrel{(51)}{=} L(\boldsymbol{\alpha}_\gamma \mathbf{F}_i^\text{T}) / (\boldsymbol{\alpha}_\gamma \mathbf{F}^\text{T}), \quad (77d)$$

where \mathbf{F}, \mathbf{F}_1 and \mathbf{F}_2 are given in (46), (47) and (48), respectively.

Now we show $(\boldsymbol{\alpha}_\gamma \mathbf{F}_i^\text{T}) / (\boldsymbol{\alpha}_\gamma \mathbf{F}^\text{T}) = t/K, \forall i \in [2]$. By the binomial identity $\binom{m+1}{n+1} = \frac{m+1}{n+1} \binom{m}{n}$, we have

$$F_1(\mathbf{v}_k) = \frac{k-1}{q+1} F(\mathbf{v}_k), \quad F_2(\mathbf{v}_k) = \frac{t-k+1}{q} F(\mathbf{v}_k). \quad (78)$$

Hence,

$$\Delta(k) = F_2(\mathbf{v}_k) - F_1(\mathbf{v}_k) = F(\mathbf{v}_k) \left(\frac{t-k+1}{q} - \frac{k-1}{q+1} \right). \quad (79)$$

The memory constraint (49) requires $\boldsymbol{\alpha}_\gamma \boldsymbol{\Delta}^\text{T} = 0$, i.e.,

$$\sum_{k=1}^{t+1} \boldsymbol{\alpha}_\gamma(k) \Delta(k) = 0. \quad (80)$$

Substitute (79) and multiply by $q(q+1)$, we get

$$\sum_{k=1}^{t+1} \boldsymbol{\alpha}_\gamma(k) F(\mathbf{v}_k) ((q+1)(t-k+1) - q(k-1))$$

$$= \sum_{k=1}^{t+1} \alpha_\gamma(k) F(\mathbf{v}_k) ((q+1)t - (2q+1)(k-1)) = 0, \quad (81)$$

which implies

$$(q+1)t \sum_{k=1}^{t+1} \alpha_\gamma(k) F(\mathbf{v}_k) = (2q+1) \sum_{k=1}^{t+1} \alpha_\gamma(k) (k-1) F(\mathbf{v}_k). \quad (82)$$

Next compute the desired ratio using (78):

$$\frac{\alpha_\gamma \mathbf{F}_1^\top}{\alpha_\gamma \mathbf{F}^\top} = \frac{\sum_{k=1}^{t+1} \alpha_\gamma(k) F_1(\mathbf{v}_k)}{\sum_{k=1}^{t+1} \alpha_\gamma(k) F(\mathbf{v}_k)} \quad (83a)$$

$$\stackrel{(78)}{=} \frac{\sum_{k=1}^{t+1} \alpha_\gamma(k) \frac{k-1}{q+1} F(\mathbf{v}_k)}{\sum_{k=1}^{t+1} \alpha_\gamma(k) F(\mathbf{v}_k)} \quad (83b)$$

$$= \frac{1}{q+1} \cdot \frac{\sum_{k=1}^{t+1} \alpha_\gamma(k) (k-1) F(\mathbf{v}_k)}{\sum_{k=1}^{t+1} \alpha_\gamma(k) F(\mathbf{v}_k)} \quad (83c)$$

$$\stackrel{(82)}{=} \frac{1}{q+1} \cdot \frac{\frac{(q+1)t}{2q+1} \sum_{k=1}^{t+1} \alpha_\gamma(k) F(\mathbf{v}_k)}{\sum_{k=1}^{t+1} \alpha_\gamma(k) F(\mathbf{v}_k)} \quad (83d)$$

$$= \frac{t}{2q+1} = t/K. \quad (83e)$$

Since $\alpha_\gamma \Delta^\top = \alpha_\gamma (\mathbf{F}_2^\top - \mathbf{F}_1^\top) = 0$, $\alpha_\gamma \mathbf{F}_1^\top = \alpha_\gamma \mathbf{F}_2^\top$. As a result, $|Z_u| = NL(t/K) = ML, \forall u \in [K]$, proving the satisfaction of the memory constraint.

APPENDIX C PROOF OF CLAIMS

A. Proof of Claim 1

We have $\Delta(1) = \binom{q-1}{t-1}$, $\Delta(t+1) = -\binom{q}{t-1}$, and for any $k \in [2 : t+1]$,

$$\Delta(k) = F_2(\mathbf{v}_k) - F_1(\mathbf{v}_k) \quad (84a)$$

$$= \binom{q+1}{k-1} \binom{q-1}{t-k} - \binom{q}{k-2} \binom{q}{t-k+1} \quad (84b)$$

$$= \underbrace{\binom{q}{k-2} \binom{q}{t-k+1}}_{\triangleq f_{t,q}(k)} \underbrace{\left(\frac{q+1}{q} \frac{t-k+1}{k-1} - 1 \right)}_{\triangleq \varepsilon_{t,q}(k)}, \quad (84c)$$

where in (84c) we used the combinatorial identity $\binom{n+1}{m+1} = \frac{n+1}{m+1} \binom{n}{m}$. It is easy to see that $\varepsilon_{t,q}(k)$ is strictly decreasing with i for fixed t and $q \geq t+1$. Since $\varepsilon_{t,q}(r+1) = 1/q > 0$ and $\varepsilon_{t,q}(r+2) = \frac{q+1}{q} \frac{r-1}{r+1} - 1 \leq \frac{t+1}{t} \frac{r-1}{r+1} - 1 \leq \frac{t+2}{t} \frac{r-1}{r+1} - 1 = -1/r$, we have $\varepsilon_{t,q}(k) > 0, \forall k \in [2 : r+1]$ and $\varepsilon_{t,q}(k) < 0, \forall k \in [r+2 : t+1]$. Because $f_{t,q}(k) > 0, \forall k$, we conclude that $\Delta(k) > 0, \forall k \in [r+1]$ and $\Delta(k) < 0, \forall k \in [r+2 : t+1]$.

B. Proof of Claim 2

Let $|\mathcal{Q}_1| = q+1$ and $|\mathcal{Q}_2| = q$. The number of type- $\mathbf{v}_k = (k-1, t-k+1), k \in [t+1]$ subfiles stored by each user in \mathcal{Q}_1 and \mathcal{Q}_2 is equal to $F_1(\mathbf{v}_k) = \binom{|\mathcal{Q}_1|-1}{k-2} \binom{|\mathcal{Q}_2|}{t-k+1}$ and $F_2(\mathbf{v}_k) = \binom{|\mathcal{Q}_1|}{k-1} \binom{|\mathcal{Q}_2|}{t-k}$, respectively. Hence, the total number of subfiles stored by each user in \mathcal{Q}_1 equals

$$\sum_{k=1}^{t+1} F_1(\mathbf{v}_k) = \sum_{k=2}^{t+1} \binom{|\mathcal{Q}_1|-1}{k-2} \binom{|\mathcal{Q}_2|}{t-k+1} \quad (85a)$$

$$= \sum_{k=0}^{t-1} \binom{|\mathcal{Q}_1|-1}{k} \binom{|\mathcal{Q}_2|}{t-k-1} \quad (85b)$$

$$= \binom{|\mathcal{Q}_1| + |\mathcal{Q}_2| - 1}{t-1} = \binom{K-1}{t-1}, \quad (85c)$$

where Vandermonde's identity is applied in (85c). Similarly, the total number of subfiles stored by each user in \mathcal{Q}_2 equals

$$\sum_{k=1}^{t+1} F_2(\mathbf{v}_k) = \sum_{k=1}^t \binom{|\mathcal{Q}_1|}{k-1} \binom{|\mathcal{Q}_2|-1}{t-k} \quad (86a)$$

$$= \sum_{k=0}^{t-1} \binom{|\mathcal{Q}_1|}{k} \binom{|\mathcal{Q}_2|-1}{t-k-1} \quad (86b)$$

$$= \binom{|\mathcal{Q}_1| + |\mathcal{Q}_2| - 1}{t-1} = \binom{K-1}{t-1}. \quad (86c)$$

As a result, we have $\sum_{k=1}^{t+1} \Delta(k) = \sum_{k=1}^{t+1} (F_2(\mathbf{v}_k) - F_1(\mathbf{v}_k)) = \sum_{k=1}^{t+1} F_2(\mathbf{v}_k) - \sum_{k=1}^{t+1} F_1(\mathbf{v}_k) \stackrel{(85),(86)}{=} 0$, which completes the proof of Claim 2.

C. Proof of Claim 3

Assume $r \geq 2$. Recall that $\Delta(1) = \binom{q-1}{t-1}$, $\Delta(t+1) = -\binom{q}{t-1}$, and $\Delta(k) = f_{t,q}(k) \varepsilon_{t,q}(k)$, where $f_{t,q}(k) \triangleq \binom{q}{k-2} \binom{q}{t-k+1}$, $\varepsilon_{t,q}(k) \triangleq \frac{q+1}{q} \frac{t-k+1}{k-1} - 1, k \in [2 : t+1]$ as defined in (84c). We prove the properties respectively.

Property 1): It is easy to see that $\delta_{t,q}(1) = \Delta(1) + \Delta(t+1) = \binom{q-1}{t-1} - \binom{q}{t-1} = -\binom{q-1}{t-2} < 0$, and $\delta_{t,q}(r+1) = \Delta(r+1) = \varepsilon_{t,q}(r+1) f_{t,q}(r+1) = f_{t,q}(r+1)/q > 0$.

Property 2): For any $k \in [2 : r]$,

$$\delta_{t,q}(k) = \Delta(k) + \Delta(t+2-k) \quad (87a)$$

$$= \underbrace{\varepsilon_{t,q}(k) f_{t,q}(k)}_{>0} + \underbrace{\varepsilon_{t,q}(t+2-k) f_{t,q}(t+2-k)}_{<0} \quad (87b)$$

$$= \varepsilon_{t,q}(k) f_{t,q}(k) + \varepsilon_{t,q}(t+2-k) f_{t,q}(k+1), \quad (87c)$$

where (87b) is due to Claim 1, and (87c) is because $f_{t,q}(k+1) = f_{t,q}(t+2-k), \forall k \in [2 : t+1]$ (see (84c)). Define

$$V(k) \triangleq \frac{\varepsilon_{t,q}(t+2-k) \cdot f_{t,q}(k+1)}{-\varepsilon_{t,q}(k) \cdot f_{t,q}(k)}, \quad k \in [2 : r] \quad (88)$$

Then $V(k) > 1 \Leftrightarrow \delta_{t,q}(k) < 0$. Moreover,

$$V(k) = \frac{(q(t-2(k-1)) - (k-1))(q-k+2)}{(q(t-2(k-1)) + t-k+1)(q-t+k)} \triangleq \frac{x(k)}{y(k)} \quad (89)$$

We prove that there exists an index $k' \in [2 : r]$ such that $V(k) > 1, \forall k \in [2 : k']$. Since $q \geq t$, both the numerator and denominator of $V(k)$ are positive, i.e., $x(k), y(k) > 0, \forall k \in [2 : r]$. Thus, $x(k) - y(k) > 0 \Leftrightarrow V(k) > 1$. A direct calculation gives

$$x(k) - y(k) = q((t-2(k-1))^2 - t) + A, \quad (90)$$

where $A \triangleq (k-1)(k-2) + (t-k)(t-k+1) > 0$ since for any $k \in [2 : r]$, $(k-1)(k-2) \geq 0, (t-k)(t-k+1) \geq r(r+1) > 0$. Thus, if $g(k) \triangleq (t-2(k-1))^2 - t \geq 0$, then (90) yields $x(k) - y(k) > 0$, and consequently $V(k) > 1$.

Over $k \in [2 : r]$, the term $t - 2(k - 1)$ is positive and strictly decreases with k , hence $g(k)$ is strictly decreasing. In addition, assuming $t \geq 4$ ($r \geq 2$), then $g(2) = (t - 2)^2 - t \geq 0$, $g(r) = (t - 2(r - 1))^2 - t = 4 - t \leq 0$. Therefore, there exists $k' \in [2 : r]$ such that $g(k) \geq 0, \forall k \leq k'$, which implies $V(k) > 1, \forall k \leq k'$. Using the established equivalence $V(k) > 1 \Leftrightarrow \delta_{t,q}(k) < 0$, Property 2) follows.

Property 3): Consider the condition that ensures $x(k) - y(k) > 0$ (thus $\delta_{t,q}(k) < 0$) when $k \in [k' + 1 : r]$ such that $(t - 2(k - 1))^2 < t$. This requires

$$q < \frac{A}{t - (t - 2(k - 1))^2} \triangleq \varphi_t(k). \quad (91)$$

Claim 4 (see below) shows that $\varphi_t(k)$ is strictly decreasing with k . Thus, for any $k \in [2 : r - 1]$, $q < \varphi_t(k + 1)$ ($\Rightarrow \delta_{t,q}(k + 1) < 0$) implies $q < \varphi_t(k)$ —yielding $\delta_{t,q}(k) < 0$ —because $\varphi_t(k) > \varphi_t(k + 1)$. Therefore, Property 3) is proved.

Property 4): Properties 1), 2), and 3) together imply Property 4). Let $\varphi_t(k) \triangleq A_k/B_k$, where $A_k \triangleq (k - 1)(k - 2) + (t - k)(t - k + 1)$, $B_k = t - (t - 2(k - 1))^2, k \in [2 : r]$. Define the positive-denominator index set as $\mathcal{B} \triangleq [\lfloor \frac{t - \sqrt{t}}{2} \rfloor + 2 : \lceil \frac{t + \sqrt{t}}{2} \rceil]$ on which $B_k > 0, \forall k \in \mathcal{B}$.

Claim 4 (Monotonicity of φ_t on \mathcal{B}): For any k such that $k, k + 1 \in \mathcal{B}$ and $k \leq r - 1$, we have $\varphi_t(k + 1) < \varphi_t(k)$.

Proof: Consider any $k, k + 1 \in \mathcal{B}$ so that $B_k, B_{k+1} > 0$.

$$\varphi_t(k + 1) - \varphi_t(k) = \frac{A_{k+1}B_k - A_kB_{k+1}}{B_kB_{k+1}}. \quad (92)$$

Since $B_kB_{k+1} > 0$, it suffices to determine the sign of $\beta_k \triangleq A_{k+1}B_k - A_kB_{k+1}$. A direct expansion gives

$$\beta_k = 2t(t - 1)(2k - (t + 1)), \quad (93)$$

which is negative if $k \leq r - 1 < \frac{t+1}{2} = r + 1/2$. As a result, $\varphi_t(k + 1) - \varphi_t(k) < 0$, completing the proof of Claim 4. ■

REFERENCES

- [1] X. Zhang, X. T. Yang, and M. Ji, “A new design framework on D2D coded caching with optimal rate and less subpacketizations,” in *2020 IEEE International Symposium on Information Theory (ISIT)*, 2020, pp. 1699–1704.
- [2] X. Zhang, G. Caire, and M. Ji, “Taming subpacketization without sacrificing communication: A packet type-based framework for D2D coded caching,” 2026. [Online]. Available: <https://arxiv.org/abs/2602.12220>
- [3] M. Ji, G. Caire, and A. F. Molisch, “Fundamental limits of caching in wireless D2D networks,” *IEEE Transactions on Information Theory*, vol. 62, no. 2, pp. 849–869, Feb 2016.
- [4] M. A. Maddah-Ali and U. Niesen, “Fundamental limits of caching,” *Information Theory, IEEE Trans. on*, vol. 60, no. 5, pp. 2856–2867, 2014.
- [5] J. Wang, M. Cheng, Q. Yan, and X. Tang, “On the placement delivery array design for coded caching scheme in d2d networks,” *arXiv preprint arXiv:1712.06212*, 2017.
- [6] H. H. S. Chittoor and P. Krishnan, “Low subpacketization coded caching via projective geometry for broadcast and d2d networks,” in *2019 IEEE Global Communications Conference (GLOBECOM)*. IEEE, 2019, pp. 1–6.
- [7] J. Wang, M. Cheng, Q. Yan, and X. Tang, “Placement delivery array design for coded caching scheme in D2D networks,” *IEEE Transactions on Communications*, vol. 67, no. 5, pp. 3388–3395, 2019.
- [8] J. Li and Y. Chang, “New constructions of D2D placement delivery arrays,” *IEEE Communications Letters*, vol. 27, no. 1, pp. 85–89, 2023.
- [9] H. H. S. Chittoor, P. Krishnan, K. V. S. Sree, and B. Mamillapalli, “Subexponential and linear subpacketization coded caching via projective geometry,” *IEEE Transactions on Information Theory*, vol. 67, no. 9, pp. 6193–6222, 2021.
- [10] N. Woolsey, R. Chen, and M. Ji, “Towards finite file packetizations in wireless Device-to-Device caching networks,” *IEEE Transactions on Communications*, pp. 1–1, 2020.
- [11] X. Wu, M. Cheng, L. Chen, and C. Li, “Coded caching design for dynamic networks with reduced subpacketizations,” in *2023 IEEE International Symposium on Information Theory (ISIT)*. IEEE, 2023, pp. 430–435.
- [12] J. Wang, M. Cheng, Y. Wu, and P. Wang, “Coded caching for d2d multi-access networks with linear subpacketization via vector set,” *IEEE Transactions on Communications*, 2025.
- [13] R. U. NT and B. S. Rajan, “D2d coded caching from two classes of optimal dpdas using cross resolvable designs,” in *2025 IEEE Wireless Communications and Networking Conference (WCNC)*. IEEE, 2025, pp. 1–6.
- [14] N. Rashid Ummer and B. S. Rajan, “Optimal device-to-device placement delivery arrays using combinatorial designs,” *Discrete Mathematics, Algorithms and Applications*, 2026.
- [15] N. Woolsey, R.-R. Chen, and M. Ji, “A new combinatorial design of coded distributed computing,” in *2018 IEEE International Symposium on Information Theory (ISIT)*, 2018, pp. 726–730.
- [16] —, “A new combinatorial coded design for heterogeneous distributed computing,” *IEEE Transactions on Communications*, vol. 69, no. 9, pp. 5672–5685, 2021.
- [17] K. Konstantinidis and A. Ramamoorthy, “Resolvable designs for speeding up distributed computing,” *IEEE/ACM Transactions on Networking*, vol. 28, no. 4, pp. 1657–1670, 2020.
- [18] Ç. Yapar, K. Wan, R. F. Schaefer, and G. Caire, “On the optimality of D2D coded caching with uncoded cache placement and one-shot delivery,” *IEEE Transactions on Communications*, vol. 67, no. 12, pp. 8179–8192, 2019.
- [19] H. Robbins, “A remark on stirling’s formula,” *The American mathematical monthly*, vol. 62, no. 1, pp. 26–29, 1955.
- [20] M. Shaked and J. G. Shanthikumar, “Stochastic orders,” (*No Title*), 1994.