

Communication-Aware Synthesis of Safety Controller for Networked Control Systems^{*}

Yihan Liu^{*}, Meiqi Tian^{*}, Teng Yan^{*}, Bingzhuo Zhong^{*,**}

^{*} *The Thrust of Artificial Intelligence, Information Hub, Hong Kong University of Science and Technology (Guangzhou), Guangzhou 511400, China (e-mail: yliu135@connect.hkust-gz.edu.cn, mtian837@connect.hkust-gz.edu.cn, tyan497@connect.hkust-gz.edu.cn).*

^{**} *The Thrust of Intelligent Transportation, System Hub, Hong Kong University of Science and Technology (Guangzhou), Guangzhou 511400, China (e-mail: bingzhuoz@hkust-gz.edu.cn)*

Abstract: Networked control systems (NCS) are widely used in safety-critical applications, but they are often analyzed under the assumption of ideal communication channels. This work focuses on the synthesis of safety controllers for discrete-time linear systems affected by unknown disturbances operating in imperfect communication channels. The proposed method guarantees safety by constructing ellipsoidal robust safety invariant (RSI) sets and verifying their invariance through linear matrix inequalities (LMI), which are formulated and solved as semi-definite programming (SDP). In particular, our framework simultaneously considers controller synthesis and communication errors without requiring explicit modeling of the communication channel. A case study on cruise control problem demonstrates that the proposed controller ensures safety in the presence of unexpected disturbances and multiple communication imperfections simultaneously.

Keywords: Communication-aware control, Safety controllers, Robust invariant sets, Communication errors

1. INTRODUCTION

With the rapid evolution of cyber-physical systems (CPS), the coupling of communication networks and intelligent control modules has become increasingly tight and complex (Kim et al., 2012). However, this tight coupling introduces critical safety challenges. Packet drops, time delays, and bandwidth limitations in the both uplink (sensor to controller) and downlink (controller to actuator) can lead to disturbances in the closed-loop control, threatening system safety.

Focusing on safety-critical system, a variety of model-based synthesis techniques can be employed to design controllers that ensure safe operation (Reissig et al., 2017; Zhao et al., 2023; Zhong et al., 2022). However, these methodologies are built on the assumption of ideal communication channels. This foundation becomes inadequate when control loops are closed over unreliable networks, making such frameworks insufficient for modern CPS applications. Considering imperfect communication channels, extensive research in the NCS proposes the influence of communication imperfections on stability. Some works use Lyapunov-Krasovskii functions and Markov jump models to analyze time delays and packet loss, ensuring mean-square stability (Zhang et al., 2001; Pang et al.,

2025). More recent studies further couple controller design with communication uncertainty, such as stochastic or event-triggered Model Predictive Control (MPC) that handle time delays and packet losses in the NCS (Palmisano et al., 2023; Zhang et al., 2022). While these controllers successfully stabilize the system, they generally lack formal safety guarantees since state and input constraints are not enforced.

To achieve formal safety guarantees over control systems, many approaches have been developed operating with imperfect communication channel, such as robust safe invariance (RSI) sets (Hewing et al., 2018) and control barrier function (CBF) (Clark, 2021; Xie et al., 2024; Panja, 2024). These methods enforce forward invariance by embedding state and input constraints into the controller synthesis, typically relying on convex optimization or online quadratic programming. (Akbarzadeh et al., 2025) recently proposed a probabilistic safety controller synthesis approach for NCS affected by packet losses and transmission delays. However, this method requires explicit re-modeling of the communication uncertainties for individual channel condition. For example, a model built for packet drop and time delay uncertainties does not work for systems that operate under bandwidth-limited communication. While this represents a meaningful step toward integrating safety into communication-aware controller, its dependence on channel-specific modeling limits its applicability across different network conditions.

^{*} This work is supported by the Guangdong Basic and Applied Basic Research Foundation (No:2026A1515010222), the Guangdong Provincial Project (No. 2024QN11X053) and by the Youth S&T Talent Support Programme of GDSTA (No. SKXRC2025468). (Corresponding author: Bingzhuo Zhong.)

Here, safety is characterized by the requirement that the state trajectories of the system stay within a predefined safety set

$$S := \{x \in \mathbb{R}^n \mid c_i x \leq 1\} \subset X, \quad (10)$$

where $c_i \in \mathbb{R}^n$, $i = 1, \dots, n$ is state constraint. The main problem considered in this paper is then stated as follows.

Problem 1. Consider the system as in (1) operating under imperfect communication channel, which is subject to system state error induced by imperfect communication and state estimation $e(k) \in \Delta(\varepsilon)$ as defined in (8). The main problem is to design a safety envelope $\mathcal{S} \subseteq S$, and a (communication-aware) state-feedback controller being in the form of (4) such that for any initial condition $x(0) \in \mathcal{S}$, the resulting closed-loop trajectory satisfies

$$x(k) \in \mathcal{S}, \quad \forall k \in \mathbb{N},$$

in the presence of disturbances and communication-induced errors.

Remark 1. From (8), one can see a coupling between the controller design and the state error on the system induced by communication channel, since $e(k)$ depends on both the state-feedback gain matrix K and the uplink communication error $e_{\text{up}}(k)$. Their mutual dependence introduces extra challenges to the synthesis of a communication-aware controller.

3. COMMUNICATION ERROR BOUND ANALYSIS

The objective of this section is to derive the system state error bound ε induced by imperfect communication and state estimation, which will be used in the controller design. In Section 3.1, we first establish an upper bound ε_{up} for the uplink communication error by using properties of the Kalman filter without requiring explicit modeling of the communication channel. Based on this result, Section 3.2 derives the system state error bound ε based on the uplink error bound ε_{up} .

3.1 Uplink Communication Error Bound

In this subsection, we derive an upper bound ε_{up} on the uplink communication error in (6), which arises from imperfect communication channels and Kalman filter estimation errors. By analyzing the boundedness properties of the Kalman filter error covariance matrix (Grewal, 2025), we further show that ε_{up} is influenced by the controller. The derivation does not require an explicit model of the communication channel, which ensures that the resulting bound remains applicable across different communication imperfections.

First, we define the Kalman filter used for state estimation.

Definition 1. Consider the discrete-time linear system in (7), we define

$$G := A + BK, \quad (11)$$

$$x_k = Gx_{k-1} + d_{k-1} + e_{k-1} + w_{k-1}, \quad (12)$$

$$y_k = Hx_k + v_k. \quad (13)$$

where $A \in \mathbb{R}^{n \times n}$ is the system matrix, $B \in \mathbb{R}^{n \times m}$ is the input matrix and $K \in \mathbb{R}^{m \times n}$ is the state-feedback gain matrix as in (4); $x_k \in \mathbb{R}^n$ is the system state, $d_k \in \mathbb{R}^n$ is external disturbance as in (3) and $e_k \in \mathbb{R}^n$ is the system state error as in (8). The process noise

$w_k \in \mathbb{R}^n$ and the measurement noise $v_k \in \mathbb{R}^p$ ($p \leq n$) are mutually uncorrelated zero-mean Gaussian variables with covariances $Q \in \mathbb{R}^{n \times n}$ and $R \in \mathbb{R}^{p \times p}$, respectively. The measurement is denoted by $y_k \in \mathbb{R}^p$, with $H \in \mathbb{R}^{p \times n}$ representing the known measurement matrix. We define $\bar{Q} := Q + \gamma I_n$ as the conservative process uncertainty covariance, which accounts for both the process noise and the bounded disturbance.

The prediction steps of Kalman filter are given by

$$\hat{x}_{k|k-1} = G\hat{x}_{k-1}, \quad (14)$$

$$P_{k|k-1} = GP_{k-1}G^\top + \bar{Q}. \quad (15)$$

The correction steps of Kalman filter are given by

$$\hat{x}_k = \hat{x}_{k|k-1} + T_k(y_k - H\hat{x}_{k|k-1}), \quad (16)$$

$$P_k = (I_n - T_k H)P_{k|k-1} \\ = \left(P_{k|k-1}^{-1} + H^\top R^{-1}H\right)^{-1}, \quad (17)$$

$$T_k = P_{k|k-1}H^\top \left(H P_{k|k-1}H^\top + R\right)^{-1}, \quad (18)$$

where $\hat{x}_k \in \mathbb{R}^n$ denotes the state estimation from Kalman filter, $P_k \in \mathbb{R}^{n \times n}$ represents the error covariance matrix at time step k , with the initial estimation error covariance is denoted by $P_0 \succeq 0$, and $T_k \in \mathbb{R}^{n \times p}$ is the Kalman gain matrix at time step k .

To characterize how communication imperfections affect the state estimation error, we focus on the error covariance of the Kalman filter. When measurements are unavailable due to packet drops or delays, the Kalman filter performs prediction-only updates. Consequently, the estimation covariance increases, which is reflected in the bound of $e_{\text{up}}(k)$. The estimation error covariance P_k of the Kalman filter has the following boundedness property.

Theorem 1. (Li et al., 2016) Considering the Kalman filter as in Definition 1, the error covariance P_k has an upper bound

$$P_k \preceq \bar{p}_k I_n, \quad \forall k \in \mathbb{N}, \quad (19)$$

where \bar{p}_k is recursively defined as

$$\bar{p}_k = \bar{p}_0 \bar{g}^{2k} + \bar{q} \sum_{n=0}^{k-1} \bar{g}^{2n}, \quad \bar{p}_0 = \lambda_{\max}(P_0), \quad (20)$$

with $\bar{g} \in \mathbb{R}$ satisfying $GG^\top \preceq \bar{g}^2 I_n$, $\bar{q} \in \mathbb{R}$ satisfying $\bar{Q} \preceq \bar{q} I_n$, and $P_0 \in \mathbb{R}^{n \times n}$ denoting the initial estimation error covariance.

The upper bound of P_k is fundamental for obtaining a computable uplink communication error bound ε_{up} in the next step of the analysis.

Remark 2. The bound in Theorem 1 depends on the closed-loop matrix $G = A + BK$. Therefore, the evolution of P_k is influenced by the choice of the controller gain K . This establishes a tight coupling between state-estimation performance and controller design, which will be solved by controller synthesis in Section 4.2.

To characterize the long-term behavior of the error covariance bound, we introduce a standard notion of exponential boundedness as below.

Definition 2. A sequence $\{\theta_k\}$ is said to be exponentially bounded with exponent a if there exist constants $0 < a \leq 1$, $C_1 \geq 0$, and $C_2 > 0$ such that

$$\theta_k \leq C_1 + C_2(1-a)^k, \quad \forall k \in \mathbb{N}. \quad (21)$$

To obtain a computable bound for P_k , we seek a tractable upper bound for the sequence $\{\bar{p}_k\}$. Using the exponential boundedness concept in Definition 2, the next theorem provides the bound of uplink communication error.

Theorem 2. Suppose that $\bar{g}^2 \leq 1$, with \bar{g} being defined in Theorem 1. According to Definition 2, the upper bound of the error covariance \bar{p}_k is exponentially bounded as

$$\bar{p}_k \leq \bar{p}_0 \bar{g}^2 + \frac{\bar{q}}{1 - \bar{g}^2}, \quad \forall k \in \mathbb{N}, \quad (22)$$

and one has

$$\varepsilon_{\text{up}} = (\bar{p}_0 \bar{g}^2 + \frac{\bar{q}}{1 - \bar{g}^2}) \chi_{n, 1-\delta}^2, \quad (23)$$

where $\chi_{n, 1-\delta}^2$ denotes the chi-squared scaling factor associated with dimension n , and δ is selected as a small design parameter that sets the truncation level for the admissible Gaussian noise energy.

The proof of Theorem 2 is presented in the Appendix. It is worth noting that the upper bound of \bar{p}_k is independent of real-time measurement data, being entirely determined by the system matrix G , noise covariance Q , and initial error covariance P_0 . Consequently, this bound maintains its effectiveness under imperfect channels, such as packet drops, time delays, or bandwidth constraints.

Remark 3. Since \bar{g} depends on K , we obtain an error bound ε_{up} of uplink communication that is coupled with the controller. The expression in (23) generates a computable uplink communication error bound ε_{up} , providing a basis for calculating the system state error bound ε . Here, \bar{g} is determined by (11) and will be specified in the controller synthesis of Section 4.2, where the requirement $\bar{g} \leq 1$ is enforced within the co-design framework.

Remark 4. When $\bar{g}^2 \leq 1$, the upper bound of \bar{p}_k converges to a finite value, indicating that the steady-state estimation error is bounded even in the presence of imperfect communication. Conversely, if $\bar{g}^2 > 1$, the bound may diverge unless additional observability conditions are imposed such as uniform observability (Li et al., 2016). Since such scenarios are outside the scope of the considered imperfect communication setting, they are excluded from the analysis.

So far, Section 3.1 has successfully derived the uplink communication error bound ε_{up} in (23). ε_{up} captures the impact of imperfect communication channels and Kalman filtering estimation, without requiring explicit modeling of channel impairments such as packet loss or time delay. Based on this result, the next subsection incorporates ε_{up} , which is coupled with the controller through its dependence on state-feedback gain matrix K , into the closed-loop error dynamics (8) to obtain the system state error bound ε as specified in (9).

3.2 System State Error Bound

In this subsection, we proceed to compute the system state error upper bound ε based on the error dynamics described in (8) by incorporating the previously obtained uplink communication error bound ε_{up} into (8). Subsequently, substituting ε into the controller synthesis will generate a fully integrated co-design framework in Section 4.

Theorem 3. Consider the system as in (1) and the system state error dynamics in (8). If $\bar{g}^2 \leq 1$, then $e(k)^\top e(k) \leq \varepsilon$ for all $k \in \mathbb{N}$ with

$$\varepsilon = (\bar{g} + \|A\|_2)^2 \varepsilon_{\text{up}}, \quad (24)$$

where $\bar{g} \in \mathbb{R}$ with $GG^\top \preceq \bar{g}^2 I_n$ as defined in Theorem 1, $A \in \mathbb{R}^{n \times n}$ is the system matrix as in (1), $e(k) \in \mathbb{R}^n$ is the system state error defined in (8), $\varepsilon_{\text{up}} \in \mathbb{R}$ is the upper bound of uplink communication error as in (23).

The proof of Theorem 3 is presented in the Appendix. So far, we have established a computable upper bound ε for the system state error induced by imperfect communication channel and state estimation.

4. SAFETY CONTROLLERS FOR COMMUNICATION-AWARE SYSTEMS

This section presents the controller-synthesis framework using the system state error bound ε derived in Section 3. Our objective is to construct an RSI set and a corresponding state-feedback controller that guarantee safe operation under external disturbance and communication error as stated in Problem 1.

4.1 (γ, ε) -Robust Safety Invariant Set

In this part, we propose the notion of (γ, ε) -RSI sets for the system operating in imperfect communication channel as presented in Section 2.2. Specifically, the controller must guarantee that the system state trajectory remains inside the (γ, ε) -RSI set in the presence of both disturbances and communication errors. We begin by formally defining (γ, ε) -RSI sets.

Definition 3. Take the system (7) with disturbance $d(k) \in \Delta(\gamma)$ as in (3) and system state error $e(k) = BK e_{\text{up}}(k) \in \Delta(\varepsilon)$ as in (9). A (γ, ε) -RSI set \mathcal{S} relative to the safety set $S \subseteq \mathbb{R}^n$ is

$$\mathcal{S} := \{x \in \mathbb{R}^n \mid x^\top M x \leq 1\} \subset S, \quad (25)$$

so that $\forall x \in \mathcal{S}, \forall e \in \Delta(\varepsilon), \forall d \in \Delta(\gamma)$,

$$x(k+1) = Ax(k) + Bu(k) + d(k) \quad (26)$$

$$= (A + BK)x(k) + d(k) + e(k) \in \mathcal{S}, \quad (27)$$

when the controller $u(k) = K\hat{x}(k)$ associated with \mathcal{S} is applied, where $M \in \mathbb{R}^{n \times n}$ is positive-definite, and $K \in \mathbb{R}^{m \times n}$.

Definition 3 characterizes a (γ, ε) -RSI set as an ellipsoidal region that remains invariant under our closed-loop dynamics in the presence of disturbances and communication errors. This definition directly gives the following property.

Theorem 4. If the system (7) has a (γ, ε) -RSI set \mathcal{S} as in (25), and $x(0) \in \mathcal{S}$, then the closed-loop trajectory under $u = K\hat{x}$ satisfies

$$x(k) \in \mathcal{S}, \quad \forall k \in \mathbb{N}. \quad (28)$$

Building on Theorem 4, we need the following theorem to compute (γ, ε) -RSI sets.

Theorem 5. Consider the imperfect communication system (7). Let $K \in \mathbb{R}^{m \times n}$, $M \in \mathbb{R}^{n \times n}$ with $M \succ 0$, and let $\gamma, \varepsilon \in \mathbb{R}_{\geq 0}$ denote the disturbance bound and the system

state error bound induced by imperfect communication as in (3) and (9). Then

$$((A+BK)x+d+e)^\top M((A+BK)x+d+e) \leq 1, \quad (29)$$

holds $\forall x \in \mathbb{R}^n$ with $x^\top Mx \leq 1$, $\forall e \in \Delta(\varepsilon)$, and $\forall d \in \Delta(\gamma)$, if and only if there exists contraction factor $\kappa \in (0, 1]$ such that the following two conditions are satisfied:

(1) **(Cond.A)**

$$x^\top (A+BK)^\top M(A+BK)x \leq \kappa,$$

$$\forall x \in \mathbb{R}^n \text{ with } x^\top Mx \leq 1;$$

(2) **(Cond.B)**

$$(z+\tilde{d}+\tilde{e})^\top M(z+\tilde{d}+\tilde{e}) \leq 1,$$

$$\forall z \in \mathbb{R}^n \text{ with } z^\top Mz \leq \kappa, \text{ and } \forall \tilde{e} \in \Delta(\varepsilon), \forall \tilde{d} \in \Delta(\gamma).$$

Theorem 5 can be proved in a similar manner as Theorem 3.4 in (Zhong et al., 2022), and we omit the proof here for simple presentation. Theorem 5 shows that invariance under both disturbance and communication errors can be verified through a two-step contraction argument. Then, we introduce an optimization problem to compute the (γ, ε) -RSI set.

4.2 LMI-Based Controller Synthesis

Having introduced the notion of (γ, ε) -RSI sets and their invariance properties in Section 3.1, the next step is to translate **(Cond.A)** and **(Cond.B)** into tractable constraints that can be efficiently solved. This reformulation not only enables efficient verification of invariance but also provides a systematic way to synthesize controllers that respect both disturbance and system state error induced by imperfect communication. Importantly, the communication-induced system state error depends on the controller itself, introducing nonlinear coupling in the constraints, but the resulting optimization problem is convex and can be efficiently solved using SDP solvers.

Definition 4. Consider system (1) with input constraint $u \in U$ as in (2), a safety set S as in (10), contraction parameter following $\kappa \in (0, 1]$, and bounds γ, ε as in (3) and (9). We denote the optimization problem by OP :

$$OP: \min_{L, F, U, \tau} -\log(\det(L)) \quad (30)$$

$$\text{s.t.} \quad \begin{bmatrix} \kappa L & L^\top A^\top + F^\top B^\top \\ AL + BF & L \end{bmatrix} \succeq 0, \quad (31)$$

$$L \succeq \alpha I_n, \quad (32)$$

$$\forall j = 1, \dots, n: c_j L c_j^\top \leq 1. \quad (33)$$

$$\forall i = 1, \dots, m: \begin{bmatrix} \frac{1}{2} u_{\max}^2 - \tau_i & F(i, :) \\ F(i, :)^{\top} & L \end{bmatrix} \succeq 0, \quad (34)$$

$$\forall i = 1, \dots, m: \begin{bmatrix} \tau_i & F(i, :) \\ F(i, :)^{\top} & U \end{bmatrix} \succeq 0, \quad (35)$$

$$\varepsilon_{\text{up}} U \preceq \alpha^2 I_n, \quad (36)$$

$$\beta I_n \preceq L \preceq \rho \beta I_n, \quad (37)$$

where $A \in \mathbb{R}^{n \times n}$ is the system matrix, $B \in \mathbb{R}^{n \times m}$ is the input matrix, $L \succeq 0 \in \mathbb{R}^{n \times n}$ with $L = M^{-1}$, $F := KL \in$

$\mathbb{R}^{m \times n}$; $\alpha = \left(\frac{\sqrt{\gamma} + \sqrt{\varepsilon}}{1 - \sqrt{\kappa}}\right)^2$ if $\kappa \neq 1$, otherwise $\alpha = 0$; c_j is the state constraint introduced in (10); $\tau_1, \dots, \tau_m \in \mathbb{R}$ is decision variable, $U \succeq 0 \in \mathbb{R}^{n \times n}$ is decision variable; $\beta \in \mathbb{R}$ is a decision variable, $\rho \in \mathbb{R}$ with $1 \leq \rho \leq \frac{1}{\kappa}$.

Remark 5. Constraint (31) guarantees closed-loop contraction and invariance. Constraints (32) and (36) provide robustness against disturbances and communication errors. Constraint (33) ensures set inclusion in the safety region. Constraints (34) and (35) enforce input limits. Constraint (37) improves numerical conditioning and supports the communication error bound.

Remark 6. Note that the unknown quantity in OP is the system state error bound ε since \bar{g} in (23) and (24) is unknown. Here, we resolve this issue by setting $\bar{g} := \sqrt{\kappa \rho}$, with $\kappa \in (0, 1]$ and $\rho \in [1, \frac{1}{\kappa}]$. As a key insight, constraint (31) implies $\|A+BK\|_2 \leq \sqrt{\kappa \frac{\lambda_{\max}(L)}{\lambda_{\min}(L)}}$, and one has $(A+BK)(A+BK)^\top \preceq \bar{g}^2 I_n$ as in Theorem 1. Hence, $\bar{g} \geq \sqrt{\kappa \frac{\lambda_{\max}(L)}{\lambda_{\min}(L)}}$ can satisfy the definition of \bar{g} . Since one has $1 \leq \frac{\lambda_{\max}(L)}{\lambda_{\min}(L)} \leq \rho$, according to (37), and Remark 4 requires $\bar{g} \leq 1$, we must enforce $\kappa \rho \leq 1$ as we have defined $\bar{g} := \sqrt{\kappa \rho}$. Thus, by selecting parameters with $1 \leq \rho \leq 1/\kappa$, the coupling between the controller and the bound ε becomes tractable.

Based on the above formulation, we can design a (γ, ε) -RSI controller that ensures the ellipsoidal set $\mathcal{S}(M)$ remains invariant in the presence of both disturbances and communication errors.

Theorem 6. Consider the system as in (1). One has $\exists \kappa \in (0, 1]$, $\rho \in [1, \frac{1}{\kappa}]$ and $\gamma, \varepsilon \geq 0$ such that the set $\mathcal{S} := \{x \in X \mid x^\top L^{-1}x \leq 1\}$ serves as a (γ, ε) -RSI set with the associated RSI-based controller $u = K\hat{x} = FL^{-1}\hat{x}$, if the optimization problem OP in Definition 4 is feasible under selected parameters (κ, ρ) .

The proof of Theorem 6 is presented in the Appendix. Theorem 6 shows that feasibility of OP directly generates both the (γ, ε) -RSI set and the corresponding communication-aware controller, ensuring invariance of \mathcal{S} .

Remark 7. The objective in (30) is chosen to maximize the size of the (γ, ε) -RSI set described in Theorem 6, as the size of the ellipsoid $\{x \in \mathbb{R}^n \mid x^\top L^{-1}x \leq 1\}$ is directly proportional to $\det(L)$ (Boyd et al. (1994)).

So far, we have established the procedure for building and solving (γ, ε) -RSI sets, forming the basis for the controller synthesis task as specified in Problem 1. The joint computation of the (γ, ε) -RSI set and its associated controller resolves the coupling between communication bounds and controller synthesis within a unified co-design framework. Concretely, Algorithm 1 implements the proposed communication-aware co-design framework by integrating two interdependent components:

- (1) the computation of the system state error bound induced by imperfect communication channel and state estimation;
- (2) the LMI-based synthesis of a safety controller that ensures invariance of the (γ, ε) -RSI set.

Algorithm 1 Co-design of Communication-Aware Safety Controller

Input: A, B, c_j as in Definition 4, γ as in (3), u_{\max} as in (2), P_0, Q as in Definition 1, δ as in (23), $\Delta\kappa \geq 0$, $\Delta\rho \geq 0$

Output: K as in (4), M as in Definition 3, κ as in Definition 4, ε as in (9)

```

1: function CONTROLLER( $A, B, c_j, \gamma, u_{\max}, P_0, Q, \delta, \Delta\kappa, \Delta\rho$ )
2:   Initialize  $\kappa = 1$ , feasible = false
3:   while  $\kappa > 0$  and feasible = false do
4:      $\rho = 1$ 
5:     while  $\rho \leq \frac{1}{\kappa}$  do
6:       Compute  $\varepsilon_{\text{up}}$  in (23) and  $\varepsilon$  in (24)
7:       Solve OP combined of (30) - (37)
8:       if feasible then
9:         return  $K, M, \kappa$ , and  $\varepsilon$ 
10:      else
11:         $\rho \leftarrow \rho + \Delta\rho$ 
12:      end if
13:    end while
14:     $\kappa \leftarrow \kappa - \Delta\kappa$ 
15:  end while
16: end function
  
```

If Algorithm 1 returns $(K, M, \kappa, \varepsilon)$, then the ellipsoid $\{x : x^\top Mx \leq 1\}$ is a (γ, ε) -RSI set, with the associated controller $u = K\hat{x}$, which solves Problem 1.

Remark 8. This work uses a structured search framework guided by the contraction factor κ and a scaling parameter ρ . For each $\kappa \in (0, 1]$, we search over $1 \leq \rho \leq 1/\kappa$ to ensure $\bar{g} := \sqrt{\kappa\rho} \leq 1$ as stated in Remark 4, which is a sufficient condition for the boundedness of the uplink communication error $e_{\text{up}}(k)$ and the system state error $e(k)$.

In summary, the proposed framework achieves a co-design between the controller and the communication by embedding the uplink communication error bound and the system state error bound directly into the controller synthesis process. The communication performance and control synthesis are coupled in a feedback loop: the communication error analysis affects the controller design, and the controller, in turn, reshapes the set of communication error, thereby affecting the system state error. The mutual dependence between communication error analysis and controller design is handled through an iterative search over contraction parameters as in Algorithm 1, generating a safety-guaranteed solution.

5. CASE STUDY

As shown in Figure 2, we study the cruise control problem for a truck with a trailer. The system dynamics are described by (1), with the system matrices defined as:

$$A := \begin{bmatrix} 0.7247 & 0.1636 \\ -0.7361 & -0.0278 \end{bmatrix}, \quad B := \begin{bmatrix} 0.0612 \\ 0.1636 \end{bmatrix}, \quad (38)$$

where the system state is defined as $x(k) = [x_1(k); x_2(k)]$, with $x_1(k)$ denoting the truck-trailer distance and $x_2(k)$ being the corresponding relative velocity. The control input $u(k)$ represents the acceleration of the truck. This model here is adapted from (Rungger et al., 2013; Zhong

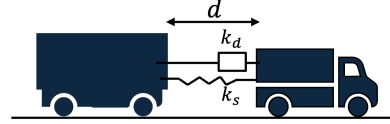


Fig. 2. Cruise control for a truck-trailer system. The coupling between truck and trailer is modeled as a spring-damper mechanism with stiffness $k_s = 4500$ N/kg and damping coefficient $k_d = 4600$ Ns/m. The mass of trailer is set to $m = 1000$ kg, and d represents the distance between the truck and the trailer.

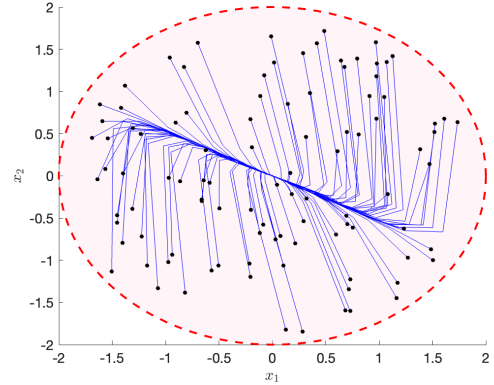


Fig. 3. State trajectories of the system evolving within the (γ, ε) -RSI set under communication constraints

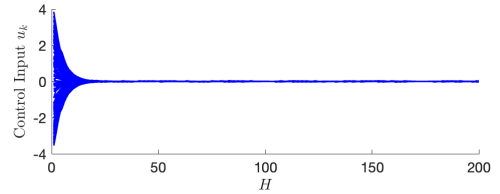


Fig. 4. Control inputs u_k applied to the system

et al., 2023) by discretizing the continuous dynamics with a sampling time of $\Delta t = 0.5$ s and introducing bounded disturbances $d(k) \in \Delta(\gamma) = [-0.02, 0.02] \times [-0.01, 0.01]$ defined in (3) to account for external interferences.

In this case study, the distance between the truck and the trailer is constrained to the interval $[-2, 2]$ m to maintain the spring-damper connection, and the relative velocity between them is required to remain within $[-2, 2]$ m/s for safety. The acceleration of the truck is constrained to $[-4, 4]$ m/s². To compute the upper bound of uplink communication error, we select δ as 0.05. All experiments are conducted in MATLAB 2024b on a MacBook Pro (Apple M4, 24 GB RAM). Optimization problems are solved using YALMIP (Lofberg, 2004) with MOSEK (Aps, 2019). By solving the convex optimization problem using the proposed co-design framework as in Algorithm 1, We obtain $K = [2.0927, 0.3514]^\top$,

$$M = L^{-1} = \begin{bmatrix} 0.2500 & 9.8426e^{-4} \\ 9.8426e^{-4} & 0.2500 \end{bmatrix},$$

$\kappa = 0.9029$ and $\varepsilon = 0.0094$.

In the simulation, we select 100 initial states from the safe set \mathcal{S} randomly. The system is simulated over the time steps $H = 200$. Subsequently, the system is operated under the RSI-based controller associated with \mathcal{S} . The Kalman filter parameters are set as $P_0 = 10^{-4}I_n$ and $Q = 10^{-4}I_n$. Four type communication uncertainties are simultaneously considered: (i) packet loss with probability 0.3, (ii) uniform quantization using step size 0.05, (iii) bandwidth limitation restricting transmission to every 2 time steps, and (iv) time delay of 2 sampling periods.

After simulation, we obtain the maximum system state error is 0.0017, which is less than ε . Figure 3 illustrates the state trajectories (x_1, x_2) of the system under communication uncertainties. Figure 4 presents the corresponding control inputs u_k applied to the system. Experimental results verify that all trajectories remain within the (γ, ε) -RSI set while satisfying input constraints, demonstrating the effectiveness of the proposed co-design framework.

6. CONCLUSION

This paper proposed a co-design framework for safety controller synthesis in NCS under imperfect communication channels. The approach combines a Kalman-filter-based derivation of state error bound, which is obtained without explicitly modeling the communication channel, with an LMI-based controller design method. The resulting (γ, ε) -RSI sets provide formal safety guarantees against bounded disturbances and imperfect communication. The case study demonstrated that the synthesized controller maintains all trajectories within the (γ, ε) -RSI set under simultaneous packet loss, quantization, bandwidth limitation, and time delay, validating the effectiveness of the proposed approach. In the future, it can also be integrated into higher-level safety architectures for supervising black-box Artificial Intelligent controllers (Zhong et al., 2023).

REFERENCES

- Kim, K.D. and Kumar, P.R. Cyber-physical systems: A perspective at the centennial. *Proceedings of the IEEE*, 100 (Special Centennial Issue), pp.1287-1308, 2012.
- Reissig, G., Weber, A., Rungger, M. Feedback refinement relations for the synthesis of symbolic controllers. *IEEE Transactions on Automatic Control*, vol 62(4), 1781–1796.
- Zhao, P., Ghabcheloo, R., Cheng, Y., Abdi, H. and Hovakimyan, N. Convex synthesis of control barrier functions under input constraints. *IEEE Control Systems Letters*, vol 7, pp.3102–3107, 2023.
- Zhong, B., Zamani, M. and Caccamo, M. Synthesizing safety controllers for uncertain linear systems: A direct data-driven approach. In *2022 IEEE Conference on Control Technology and Applications (CCTA)*, pp. 1278–1284, 2022.
- Zhang, W., Branicky, M.S. and Phillips, S.M. Stability of networked control systems. *IEEE control systems magazine*, vol 21(1), pp.84-99, 2001.
- Pang, G., Huang, K., Quevedo, D.E., Vucetic, B., Li, Y. and Liu, W. Deep Reinforcement Learning for Wireless Scheduling in Distributed Networked Control. *IEEE Transactions on Cybernetics*, 2025.
- Palmisano, M., Steinberger, M. and Horn, M. Stochastic Model Predictive Control for Networked Systems with Random Delays and Packet Losses in All Channels. *arXiv preprint arXiv:2309.01679*, 2023.
- Zhang, L., Wang, B., Zheng, Y., Zemouche, A., Zhao, X. and Shen, C. Robust packetized MPC for networked systems subject to packet dropouts and input saturation with quantized feedback. *IEEE Transactions on Cybernetics*, vol 53(11), pp.6987-6997, 2022.
- Hewing, L., Carron, A., Wabersich, K.P. and Zeilinger, M.N. On a correspondence between probabilistic and robust invariant sets for linear systems. In *2018 European Control Conference (ECC)*, pp. 1642–1647, 2018.
- Clark, A. Control barrier functions for stochastic systems. *Automatica*, vol 130, p.109688, 2021.
- Xie, J., Hu, L., Qin, J., Yang, J. and Gao, H. Safety-critical Control with Control Barrier Functions: A Hierarchical Optimization Framework. *arXiv preprint arXiv:2410.15877*, 2024.
- Panja, P. Survey Paper on Control Barrier Functions. *arXiv preprint arXiv:2408.13271*, 2024.
- Akbarzadeh, O., Mamduhi, M.H. and Lavaei, A. Safety Controller Synthesis for Stochastic Networked Systems under Communication Constraints. *arXiv preprint arXiv:2507.15031*, 2025.
- Goldsmith, A. *Wireless communications*, Cambridge university press, 2005.
- Boyd, S., El Ghaoui, L., Feron, E. and Balakrishnan, V. Linear matrix inequalities in system and control theory. *Society for industrial and applied mathematics*, 1994.
- Grewal, M.S. Kalman filtering. In *International encyclopedia of statistical science*, pp. 1285-1289, 2025.
- Li, W., Wei, G., Ding, D., Liu, Y. and Alsaadi, F.E. A new look at boundedness of error covariance of Kalman filtering. *IEEE Transactions on Systems, Man, and Cybernetics: Systems*, 48(2), pp.309-314, 2016.
- Rungger, M., Mazo Jr, M. and Tabuada, P. Specification-guided controller synthesis for linear systems and safe linear-time temporal logic. In *Proceedings of the 16th international conference on Hybrid systems: computation and control*, pp. 333-342, 2013.
- Zhong, B., Zamani, M. and Caccamo, M. Formal synthesis of controllers for uncertain linear systems against-regular properties: A set-based approach. *IEEE Transactions on Automatic Control*, 69(1), pp.214-229, 2023.
- Lofberg, J. YALMIP: A toolbox for modeling and optimization in MATLAB. In *2004 IEEE international conference on robotics and automation* (IEEE Cat. No. 04CH37508), pp. 284-289, 2004.
- ApS, M. Mosek optimization toolbox for matlab. *User's Guide and Reference Manual*, Version, 4(1), p.116, 2019.
- Zhong, B., Cao, H., Zamani, M., and Caccamo, M. Towards safe ai: Sandboxing dnns-based controllers in stochastic games. In *Proceedings of the AAAI Conference on Artificial Intelligence*, volume 37, 15340–15349, 2023.
- Boyd, S.P. and Vandenberghe, L. *Convex optimization*, Cambridge university press, 2004.
- Young, W.H. On classes of summable functions and their Fourier series. *Proceedings of the Royal Society of London. Series A, Containing Papers of a Mathematical and Physical Character*, 87(594), pp.225–229, 1912.
- Zhang, F. ed. The Schur complement and its applications. *Springer Science & Business Media*, vol 4, 2006.

Appendix A. PROOF OF THEOREMS

Proof of Theorem 2. From the scalar recursion of the covariance upper bound, we have

$$\bar{p}_k = \bar{p}_0 \bar{g}^{2k} + \bar{q} \sum_{n=0}^{k-1} \bar{g}^{2n}. \quad (\text{A.1})$$

Since $\bar{g}^2 \leq 1$, the summation is bounded by a convergent geometric series:

$$\bar{p}_k \leq \bar{p}_0 \bar{g}^{2k} + \bar{q} \sum_{n=0}^{\infty} \bar{g}^{2n} = \bar{p}_0 \bar{g}^{2k} + \frac{\bar{q}}{1 - \bar{g}^2}. \quad (\text{A.2})$$

According to Definition 2, \bar{p}_k is exponentially bounded with exponent $(1 - \bar{g}^2)$. This ensures that the estimation error decreases geometrically with each time step and converges to a fixed upper bound.

Although bounded disturbances $d(k)$ may cause deviations from exact Gaussianity, the uplink communication error $e_{\text{up}}(k) = \hat{x}(k) - x(k)$ can still be reasonably approximated by a zero-mean Gaussian random vector with covariance P_k , since the stochastic noise components dominate and the linear filtering dynamics tend to smooth non-Gaussian effects. Hence, the inequality $P_k \preceq \bar{p}_k I_n$ implies that $e_{\text{up}}(k)^\top e_{\text{up}}(k) \leq \lambda_{\max}(P_k) \|\zeta\|^2 \leq \bar{p}_k \|\zeta\|^2$, $\zeta \sim \mathcal{N}(0, I_n)$. Since $\|\zeta\|^2$ follows a chi-squared distribution with n dimension, we can construct a bound on the estimation error:

$$\mathbb{P}(e_{\text{up}}(k)^\top e_{\text{up}}(k) \leq \varepsilon_{\text{up}}) \geq 1 - \delta, \quad \varepsilon_{\text{up}} = \bar{p}_k \chi_{n, 1-\delta}^2, \quad (\text{A.3})$$

where $\chi_{n, 1-\delta}^2$ denotes the chi-squared scaling factor associated with dimension n , and δ is selected as a small design parameter that sets the truncation level for the admissible Gaussian noise energy. The proof is completed. ■

Proof of Theorem 3. From (6) and (8), taking the 2-norm and using submultiplicativity,

$$\|e(k)\|_2 \leq \|BK\|_2 \sqrt{\varepsilon_{\text{up}}}. \quad (\text{A.4})$$

After squaring both sides yields

$$\|e(k)\|_2^2 \leq \|BK\|_2^2 \varepsilon_{\text{up}}. \quad (\text{A.5})$$

Since the gain matrix K is unknown, a direct computation of $\|BK\|_2$ is not feasible. However, an upper bound can be derived using the triangle inequality:

$$\|BK\|_2 \leq \|A + BK\|_2 + \|A\|_2 \leq \bar{g} + \|A\|_2. \quad (\text{A.6})$$

So far, the system state error bound is

$$\varepsilon := (\bar{g} + \|A\|_2)^2 \varepsilon_{\text{up}},$$

which is computable by solving a SDP problem. This completes the proof. ■

Proof of Theorem 6. First, we verify that for any $\kappa \in (0, 1]$, **(Cond.A)** in Theorem 5 is equivalent to constraint (31).

By the S-procedure (Boyd et al., 2004), **(Cond.A)** holds if and only if there exists a scalar $\lambda \geq 0$ such that

$$\begin{bmatrix} (A + BK)^\top M(A + BK) & 0 \\ 0 & -\kappa \end{bmatrix} \preceq \lambda \begin{bmatrix} M & 0 \\ 0 & -1 \end{bmatrix}. \quad (\text{A.7})$$

From this relation, one can conclude that

$$(A + BK)^\top M(A + BK) \preceq \lambda M, \quad \lambda \leq \kappa.$$

Thus, **(Cond.A)** holds exactly when (31) is satisfied with the change of variables $L = M^{-1}$.

We now turn to condition **(Cond.B)** in Theorem 5. This condition can be understood geometrically by comparing the ellipsoids $x^\top Mx \leq 1$ and $x^\top Mx \leq \kappa$. The minimal distance between their boundaries is given by $\sqrt{\lambda_{\min}} - \sqrt{\kappa \lambda_{\min}}$, where λ_{\min} is the smallest eigenvalue of M^{-1} . To guarantee robustness against disturbances and communication errors, this distance must be no smaller than the combined uncertainty bound:

$$\sqrt{\lambda_{\min}} - \sqrt{\kappa \lambda_{\min}} \geq \sqrt{\gamma} + \sqrt{\varepsilon}. \quad (\text{A.8})$$

This leads to two cases:

(1) When $\kappa \neq 1$, inequality (A.8) requires

$$\lambda_{\min} \geq \left(\frac{\sqrt{\gamma} + \sqrt{\varepsilon}}{1 - \sqrt{\kappa}} \right)^2,$$

which is equivalent to (32) with $L \succeq \alpha I$, where $\alpha = \left(\frac{\sqrt{\gamma} + \sqrt{\varepsilon}}{1 - \sqrt{\kappa}} \right)^2$.

(2) When $\kappa = 1$, inequality (A.8) holds only if $\gamma = \varepsilon = 0$, regardless of the value of λ_{\min} .

Therefore, condition **(Cond.B)** is satisfied precisely when (32) holds.

Newt Step, condition (10) in Section 2.3 corresponds directly to constraint (33), which requires that the ellipsoid $\{x \mid x^\top L^{-1}x \leq 1\}$ remain within the safety set \mathcal{S} . This inclusion holds if and only if $c_j^\top L^{-1}c_j \leq 1, \forall j = 1, \dots, n$, which is exactly condition (33).

Next Step, we need to consider the condition (34) - (36) to prove the input constraint. For each input channel $i \in \{1, \dots, m\}$ with row vector $F(i, :)$, we require the worst-case input magnitude to respect the amplitude limit u_{\max} under the communication error set (24).

Introduce a vector $\tau \in \mathbb{R}^m$ with $\tau_i \geq 0$ and a positive semi-definite matrix $\mathcal{U} \succeq 0$.

(1) For the nominal input Kx , the magnitude of each channel u_i can be bounded using $|u_i| \leq u_{\max} - \sqrt{\tau_i}$, with $\tau_i \geq 0$ to split the input budget between the state part and the communication-error part. The exact bound $u_{\max} - \sqrt{\tau_i}$ with $x^\top L^{-1}x \leq 1$ is nonconvex because of $\sqrt{\tau_i}$. Using Young's inequality (Young, 1912) $2ab \leq a^2/\eta + \eta b^2$ (any $\eta > 0$), we obtain the affine lower bound

$$(u_{\max} - \sqrt{\tau_i})^2 \geq u_{\max}^2 \left(1 - \frac{1}{\eta}\right) + (1 - \eta) \tau_i.$$

Choosing $\eta = 2$ gives $(u_{\max} - \sqrt{\tau_i})^2 \geq \frac{1}{2}u_{\max}^2 - \tau_i$, and by the Schur complement (Zhang, 2006), this is equivalent to the constraint (34).

(2) For the deviation caused by communication errors, we need $\|Ke_{\text{up}}(k)\|_2 \leq \sqrt{\tau_i}$. Define $W = \frac{1}{\varepsilon_{\text{up}}} I_n$. The error-side constraint also requires the application of the Schur complement, but it involves the bilinear term LWL . Subsequently, an auxiliary variable U is introduced to replace the nonconvex constraint involving LWL by enforcing $U \preceq LWL$. However, this relation remains intractable due to its bilinear dependence on L . To restore convexity, we approximate it conservatively by imposing $U \preceq \lambda_{\min}(L)^2 W$, where $\lambda_{\min}(L)$ denotes the smallest eigenvalue of L . Since $L \succeq \alpha I$ implies $\alpha \leq \lambda_{\min}(L)$, the above relaxation ensures

that the resulting conditions are still valid. This argument jointly establishes the feasibility of (35) and (36).

Based on the LMI shown in (31), by applying the Schur complement, we can derive that

$$\|G\|_2^2 = \|A + BK\|_2^2 \leq \kappa \frac{\lambda_{\max}(L)}{\lambda_{\min}(L)}.$$

However, since L is a decision variable, $\lambda_{\max}(L)/\lambda_{\min}(L)$ cannot be directly obtained. We use (37) to solve this problem then it follows that $\bar{g}^2 = \|G\|_2^2 \leq \kappa\rho$. ■